

INVITATION TO BID

ITB # 4323

**SPRINGWATER SUBDIVISION IMPROVEMENTS PROJECT  
PHASE I**



Proposal Due Date: Monday, June 16, 2014  
On or Before 11:00 A.M. (Local Time)

Public Services Area/Project Management Services Unit

Issued By:

City of Ann Arbor  
Procurement Unit  
301 E. Huron Street  
Ann Arbor, MI 48104

## TABLE OF CONTENTS

<u>Section</u>	<u>Page</u>
Table of Contents .....	TC-1 to 2
Advertisement .....	AD-1
Notice of Pre-Bid Conference.....	NP-1
Instructions to Bidders.....	IB-1 to 5
Invitation to Bid.....	ITB-1 to 3
Bid Forms.....	BF-1 to 8
Contract.....	C-1 to 4
Bond Forms.....	B-1 to 2
General Conditions.....	GC-1 to 21
Standard Specifications.....	SS-1
Detailed Specifications .....	DS-1 to DS-78

<u>Item #</u>	<u>Item Name</u>	<u>Page</u>
	Project Schedule .....	DS-1
	Maintenance of Traffic.....	DS-3
201	General Conditions.....	DS-4
202	Digital Audio Visual Coverage .....	DS-8
203	Minor Traffic Devices.....	DS-11
204	Clean-up and Restoration, Special.....	DS-15
205	“No Parking” Signs .....	DS-17
N/A	Additional Detailed Specifications .....	DS-18
210	Storm Sewer Bulkhead and Abandonment .....	DS-38
211	Remove Sanitary Sewer Lead.....	DS-39
215	Special Manhole with Vortex Valve .....	DS-40
216	Flexible Pipe Couplings .....	DS-41
220	Water Main Pipe Abandonment, Modified.....	DS-42
221	Fire Hydrant Assembly Abandonment.....	DS-42
222	Temporary 4” or 6” Water Main Line Stop .....	DS-44
225	6" Wrapped Edge Drain.....	DS-45
226	Machine Grading, Modified .....	DS-47
227	Subgrade Undercutting - Type II .....	DS-50
230	HMA Pavement Top – 5E3.....	DS-51

231	HMA Pavement Leveling – 4E3.....	DS-51
232	HMA Pavement Leveling/Top – 4E03 .....	DS-51
233	HMA Pavement Base – 3E03.....	DS-51
240	Concrete Curb or Curb and Gutter – All Types .....	DS-54
241	Concrete Curb or Curb and Gutter – All Types (High Early) .....	DS-54
242	4 Inch Concrete Sidewalk.....	DS-54
243	6-Inch Concrete Sidewalk Ramp.....	DS-54
244	6-Inch Concrete Drive - High Early.....	DS-54
245	Detectable Warning, Cast In Place .....	DS-58
250	Sand Subbase Course, Class II - C.I.P. ....	DS-60
251	21AA Limestone - C.I.P. ....	DS-60
252	Aggregate Base Course, 21AA - C.I.P. ....	DS-60
260	Remove HMA Pavement.....	DS-62
261	Remove Concrete Curb & Gutter-Any Type .....	DS-63
262	Remove Concrete Sidewalk, Ramp & Drives .....	DS-63
280	Sand Filter .....	DS-65
281	Sand Filter Catch Basin and Grate.....	DS-65
282	Stop Gate and Control Orifice .....	DS-65
283	Open Cell Pavers .....	DS-65
284	Additional Storage Aggregate .....	DS-65
285	Turf Hydroseeding .....	DS-73
286	Native Seeding mixture, Complete.....	DS-75
287	Temporary Erosion Control Seeding Mixture AR, Complete.....	DS-75

Attachment A – Contract Compliance Forms .....	AFF 1
Appendix A –Standard Contract Language for Clean Water and Drinking Water State Revolving Fund .....	AFF 2
Appendix B – Soil Borings .....	AFF 3

ADVERTISEMENT FOR THE  
SPRINGWATER SUBDIVISION IMPROVEMENTS PROJECT – PHASE I  
CITY OF ANN ARBOR

ITB # 4323

Sealed Bids will be received by the City of Ann Arbor Customer Service Desk, First (1st) Floor, Guy Larcom City Hall, on or before Monday, June 16, 2014 by 11:00 AM for construction of Springwater Subdivision Improvements Project – Phase I. Bids will be publicly opened and read aloud at this time.

Work to be done includes the reconstruction of approximately 2000 LF of residential roadway, with replacement of water mains, and associated stormwater system improvements, including construction of sand filter BMPs.

A pre-bid conference will be held May 29, 2014 at 2:30 p.m. in the 2<sup>nd</sup> floor Council Chambers, City Hall located at 301 E. Huron St., Ann Arbor, Michigan 48104. Attendance is highly recommended.

Bid documents, specifications, plans and addendum shall be downloaded by vendors at either of the following web sites, Michigan Inter-governmental Trade Network (MITN) [www.mitn.info](http://www.mitn.info) or City of Ann Arbor web site [www.A2gov.org](http://www.A2gov.org). It is the bidder's responsibility to verify they have obtained all information before submitting a bid.

Each Bid shall be accompanied by a certified check, or Bid Bond by a recognized surety, in the amount of 5% of the total of the bid price. A Bid, once submitted, becomes the property of the City. In the sole discretion of the City, the City reserves the right to allow a bidder to reclaim submitted documents provided the documents are requested and retrieved no later than 48 hours prior to the scheduled bid opening.

The successful Bidder will be required to furnish satisfactory performance and labor and material bonds in the amount of 100% of the bid price and satisfactory insurance coverage.

Precondition for entering into a contract with the City of Ann Arbor: (i) compliance with Chapter 112 of Title IX of the Code of the City of Ann Arbor. (ii) compliance with applicable prevailing wage and living wage requirements of Chapter 23 of Title I of the Code of the City of Ann Arbor. Further information is outlined in the contract documents.

After the time of opening, no Bid may be withdrawn for a period of 90 days. The City reserves the right to accept any Bid, to reject any or all Bids, to waive irregularities and/or informalities in any Bid, and to make the award in any manner the City believes to be in its best interest.

Any further information may be obtained from the Ann Arbor Procurement Office,  
(734) 794- 6000 Ext. 45206, CITY OF ANN ARBOR, MICHIGAN

## **NOTICE OF PRE-BID CONFERENCE**

A pre-bid conference for this project will be held on Thursday, May 29, 2014 at 2:30 p.m. in the 2<sup>nd</sup> floor Council Chambers, City Hall, located at, 301 E. Huron Street, Ann Arbor, Michigan 48104.

Attendance at this conference is optional, but highly recommended. Administrative and technical questions regarding this project will be answered at this time. The pre-bid meeting is for information only. Any answers furnished will not be official until verified in writing by the Financial Service Area, Procurement Unit. Answers that change or substantially clarify the bid will be affirmed in an addendum.

## **INSTRUCTIONS TO BIDDERS**

### **General**

Work to be done under this Contract is generally described through the detailed specifications and must be completed fully in accordance with the contract documents. All work to be done under this Contract is located in or near the City of Ann Arbor.

The City shall make available to all prospective Bidders, prior to receipt of the Bids, access to the area in which the work is to be performed. Advance notice should be given to the Administering Service Area/Unit in cases where access to the site must be arranged by the City.

Any Bid which does not conform fully to these instructions may be rejected.

### **Preparation of Bids**

Bids should be prepared providing a straight-forward, concise description of the Bidder's ability to meet the requirements of the ITB. Bids shall be written in ink or typewritten. No erasures are permitted. Mistakes may be crossed out and corrected and must be initialed and dated in ink by the person signing the Bid.

Bids must be submitted on the "Bid Forms" provided with each blank properly filled in. If forms are not fully completed it may disqualify the bid.

Each person signing the Bid certifies that he/she is the person in the Bidder's firm/organization responsible for the decision as to the fees being offered in the Bid and has not and will not participated in any action contrary to the terms of this provision.

### **Questions or Clarification on ITB Specifications**

All questions regarding this ITB shall be submitted via email. Emailed questions and inquires will be accepted from any and all prospective Bidders in accordance with the terms and conditions of the ITB.

All questions shall be due on or before May 22, 2014 by 10 am and should be addressed as follows:

Specification/Scope of Work questions emailed to [awarrow@a2gov.org](mailto:awarrow@a2gov.org)  
Bid Process and HR Compliance questions emailed to [mberryman@a2gov.org](mailto:mberryman@a2gov.org)

### **Addenda**

If it becomes necessary to revise any part of the ITB, notice of the Addendum will be posted to Michigan Inter-governmental Trade Network (MITN) [www.mitn.info](http://www.mitn.info) and/or City of Ann Arbor web site [www.A2gov.org](http://www.A2gov.org) for all parties to download.

Each Bidder must in its Bid, to avoid any miscommunications, acknowledge all addenda which it has received, but the failure of a Bidder to receive, or acknowledge receipt of; any addenda shall not relieve the Bidder of the responsibility for complying with the terms thereof.

The City will not be bound by oral responses to inquiries or written responses other than written addenda.

### **Bid Submission**

All Bids are due and must be delivered to the City of Ann Arbor Procurement Unit on or before Monday, June 16, 2014 by 11:00 am. Bids submitted late or via oral, telephonic, telegraphic, electronic mail or facsimile **will not** be considered or accepted.

Each Bidder must submit one (1) original Bid and one (1) Bid copy in a sealed envelope clearly marked: **ITB 4323 – Springwater Subdivision Improvements Project – Phase I.**

#### **Bids must be addressed and delivered to:**

City of Ann Arbor  
1<sup>st</sup> Floor Customer Service Department,  
301 East Huron Street  
P.O. Box 8647  
Ann Arbor, MI 48107

All Bids received on or before the Due Date will be publicly opened and recorded immediately. No immediate decisions are rendered.

Hand delivered bids will be date/time stamped/signed at the address above in order to be considered. Normal business hours are 8:00 a.m. to 4:00 p.m. Monday through Friday. The City will not be liable to any Bidder for any unforeseen circumstances, delivery or postal delays. Postmarking to the Due Date will not substitute for receipt of the Bid. Each Bidder is responsible for submission of their Bid.

Additional time will not be granted to a single Bidder; however, additional time may be granted to all Bidders when the City determines that circumstances warrant it.

### **Award**

The City intends to award a Contract(s) to the lowest responsible Bidder(s). On multi-divisional contracts, separate divisions may be awarded to separate Bidders. The City may also utilize alternatives offered in the Bid Forms, if any, to determine the lowest responsible Bidder on each division, and award multiple divisions to a single Bidder, so that the lowest total cost is achieved for the City. For unit price bids, the contract will be awarded based upon the unit prices and the lump sum prices stated by the bidder for the work items specified in the bid documents, with consideration given to any alternates selected by the City. If the City determines that the unit price for any item is materially different for the work item bid than either other bidders or the general market, the City, in its sole discretion, in addition to any other right it may have, may reject the bid as not responsible or non-conforming.

The acceptability of major subcontractors will be considered in determining if a Bidder is responsible. In comparing Bids, the City will give consideration to alternate Bids for items listed in the bid forms.

## **Official Documents**

The City of Ann Arbor shall accept no alternates to the bid documents made by the Bidder unless those alternatives are set forth in the "Alternate" section of Bid form.

The City of Ann Arbor officially distributes bid documents from the Procurement Unit or through the Michigan Intergovernmental Trade Network (MITN). Copies of the bid documents obtained from any other source are not Official copies. Addenda and other bid information will only be posted to these official distribution sites. If you obtained City of Ann Arbor Bid documents from other sources, it is recommended that you register on [www.MITN.info](http://www.MITN.info) and obtain an official Bid.

## **Bid Security**

Each bid must be accompanied by a certified check, or Bid Bond by a surety licensed and authorized to do business within the State of Michigan, in the amount of 5% of the total of the bid price.

## **Withdrawal of Bids**

After the time of opening, no Bid may be withdrawn for the period of 90 days, as specified in the Advertisement.

## **Contract Time**

Time is of the essence in the performance of the work under this Contract. The available time for work under this Contract is indicated on page C-1, Article III of the Contract. If these time requirements cannot be met, the Bidder must stipulate on Bid Form Section 3 - Time Alternate its schedule for performance of the work. Consideration will be given to time in evaluating bids.

## **Liquidated Damages**

A liquidated damages clause, as given on page C-2, Article III of the Contract, provides that the Contractor shall pay the City as liquidated damages, and not as a penalty, a sum certain per day for each and every day that the Contractor may be in default of completion of the specified work, within the time(s) stated in the Contract, or written extensions.

Liquidated damages clauses, as given in the General Conditions, provide further that the City shall be entitled to impose and recover liquidated damages for breach of the obligations under Chapter 112 of the City Code.

The liquidated damages are for the non-quantifiable aspects of any of the previously identified events and do not cover actual damages that can be shown or quantified nor are they intended to preclude recovery of actual damages in addition to the recovery of liquidated damages.



## **Human Rights Information**

Section 5, beginning at page GC-3, outlines the requirements for fair employment practices under City of Ann Arbor Contracts. To establish compliance with this Ordinance, the Bidder must complete and return with its bid completed copies of the Human Rights Division Contract Compliance Forms (Appendix A) or an acceptable equivalent.

In the event the Human Rights forms are not submitted with the bid, the bidder will have 24 hours to submit upon notice from the City.

## **Wage Requirements**

Section 4, beginning at page GC-2, outlines the requirements for payment of prevailing wages or of a “living wage” to employees providing service to the City under this contract. The successful bidder must comply with all applicable requirements and provide documentary proof of compliance when requested.

## **Major Subcontractors**

The Bidder shall identify each major subcontractor it expects to engage for this Contract if the work to be subcontracted is 15% or more of the bid sum or over \$50,000, whichever is less. The Bidder also shall identify the work to be subcontracted to each major subcontractor and the approximate dollar value of each subcontract.

## **Debarment**

Submission of a Bid in response to this ITB is certification that the Bidder is not currently debarred, suspended, proposed for debarment, and declared ineligible or voluntarily excluded from participation in this transaction by any State or Federal departments or agency. Submission is also agreement that the City will be notified of any changes in this status.

## **Disclosures**

After bids are opened, all information in a bidder’s bid is subjected to disclosure under the provisions of Michigan Public Act No. 442 of 1976, as amended (MCL 15.231 et seq.), known as the “Freedom of Information Act.” The Freedom of Information Act also provides for the complete disclosure of contracts and attachments thereto except where specifically exempted.

## **Bid Protest**

All Bid protests must be in writing and filed with the Purchasing Agent within five (5) business days of the award action. The bidder must clearly state the reasons for the protest. If a bidder contacts a City Service Area/Unit and indicates a desire to protest an award, the Service Area/Unit shall refer the bidder to the Purchasing Agent. The Purchasing Agent will provide the bidder with the appropriate instructions for filing the protest. The protest shall be reviewed by the City Administrator or designee whose decision shall be final.

## **Reservation of Rights**

The City of Ann Arbor reserves the right to accept any bid or alternative bid proposed in whole or in part, to reject any or all bids or alternatives bids in whole or in part and to waive irregularity and/or informalities in any bid and to make the award in any manner deemed in the best interest of the City.

## INVITATION TO BID

City of Ann Arbor  
Guy C. Larcom Municipal Building  
Ann Arbor, Michigan 48107

Ladies and Gentlemen:

The undersigned, as Bidder, declares that this Bid is made in good faith, without fraud or collusion with any person or persons bidding on the same Contract; that this Bidder has carefully read and examined the bid documents, including Advertisement, Human Rights Division Contract Compliance Forms, Notice of Pre-Bid Conference, Instructions to Bidders, Bid, Bid Forms, Contract, Bond Forms, General Conditions, Standard Specifications, Detailed Specifications, all Addenda, and the Plans and understands them. The Bidder declares that it conducted a full investigation at the site and of the work proposed and is fully informed as to the nature of the work and the conditions relating to the work's performance. The Bidder also declares that it has extensive experience in successfully completing projects similar to this one.

The Bidder acknowledges that it has not received or relied upon any representations or warrants of any nature whatsoever from the City of Ann Arbor, its agents or employees, and that this Bid is based solely upon the Bidder's own independent business judgment.

The undersigned proposes to perform all work shown on the plans or described in the bid documents, including any addenda issued, and to furnish all necessary machinery, tools, apparatus, and other means of construction to do all the work, furnish all the materials, and complete the work in strict accordance with all terms of the Contract of which this Bid is one part.

In accordance with these bid documents, and Addenda numbered \_\_\_\_\_, the undersigned, as Bidder, proposes to perform at the sites in and/or around Ann Arbor, Michigan, all the work included herein for the amounts set forth in the Bid Forms.

The Bidder declares that it has become fully familiar with the liquidated damage clauses for completion times and for compliance with City Code Chapter 112, understands and agrees that the liquidated damages are for the non-quantifiable aspects of non-compliance and do not cover actual damages that may be shown and agrees that if awarded the Contract, all liquidated damage clauses form part of the Contract.

The Bidder declares that it has become fully familiar with the provisions of Chapter 14, Section 1:319 (Prevailing wages) and Chapter 23 (Living Wage) of the Code of the City of Ann Arbor and that it understands and agrees to comply, to the extent applicable to employees providing services to the City under this Contract, with the wage and reporting requirements stated in the City Code provisions cited. Bidder further agrees that the cited provisions of Chapter 14 and Chapter 23 form a part of this Contract.

The Bidder encloses a certified check or Bid Bond in the amount of 5% of the total of the Bid Price. The Bidder agrees both to contract for the work and to furnish the necessary Bonds and insurance documentation within 10 days after being notified of the acceptance of the Bid.

If this Bid is accepted by the City and the Bidder fails to contract and furnish the required Bonds and insurance documentation within 10 days after being notified of the acceptance of this Bid, then the Bidder shall be considered to have abandoned the Contract and the certified check or Bid Bond accompanying this Bid shall become due and payable to the City.

If the Bidder enters into the Contract in accordance with this Bid, or if this Bid is rejected, then the accompanying check or Bid Bond shall be returned to the Bidder.

In submitting this Bid, it is understood that the right is reserved by the City to accept any Bid, to reject any or all Bids, to waive irregularities and/or informalities in any Bid, and to make the award in any manner the City believes to be in its best interest.

SIGNED THIS \_\_\_\_\_ DAY OF \_\_\_\_\_, 201\_\_.

\_\_\_\_\_  
Bidders Name

\_\_\_\_\_  
Official Address

\_\_\_\_\_  
Authorized Signature of Bidder

\_\_\_\_\_  
Telephone Number

\_\_\_\_\_  
(Print Name of Signer Above)

## LEGAL STATUS OF BIDDER

(The Bidder shall fill out the appropriate form and strike out the other two.)

Bidder declares that it is:

\* A corporation organized and doing business under the laws of the state of \_\_\_\_\_, for whom \_\_\_\_\_, bearing the office title of \_\_\_\_\_, whose signature is affixed to this Bid, is authorized to execute contracts.

\* A partnership, list all members and the street and mailing address of each:

Also identify the County and State where partnership papers are filed:

County of \_\_\_\_\_, State of \_\_\_\_\_

\* An individual, whose signature with address, is affixed to this Bid: \_\_\_\_\_

(initial here)

BID FORM

Section 1–Schedule of Prices

Project: Springwater Subdivision Improvements Project - Phase I  
 File #: 2013-018 Bid #: 4323

<u>Item</u>	<u>Description</u>	<u>Unit</u>	<u>Estimated Quantity</u>	<u>Unit Price</u>	<u>Total Price</u>
130	Protective Fencing	LF	1,710.0	\$ _____	\$ _____
135	Tree Removal, 8" and larger	Each	2.0	\$ _____	\$ _____
140	Exploratory Excavations (0-10 foot deep)	Each	1.0	\$ _____	\$ _____
201	General Conditions, Max. \$115,000	LS	1.0	\$ _____	\$ _____
202	Digital Audio Visual Coverage	LS	1.0	\$ _____	\$ _____
203	Minor Traffic Devices, Max \$15,000	LS	1	\$ _____	\$ _____
204	Clean-Up & Restoration, Special	LS	1	\$ _____	\$ _____
205	No Parking Signs	Each	52	\$ _____	\$ _____
210	Storm Sewer Bulkhead and Abandonment	LS	1	\$ _____	\$ _____
211	Remove sanitary sewer lead	LF	50	\$ _____	\$ _____
215	Special Manhole (STMH-3)with Vortex Valve	Each	1	\$ _____	\$ _____
216	Flexible Pipe Couplings	Each	4	\$ _____	\$ _____
220	Water Main Pipe Abandonment	LS	1	\$ _____	\$ _____
221	Fire Hydrant Assembly Abandonment	Each	3	\$ _____	\$ _____
222	Temporary Water Main Line Stop	Each	1	\$ _____	\$ _____
225	6-Inch Wrapped Underdrain	LF	3,085	\$ _____	\$ _____
226	Machine Grading, Modified	Sta	20	\$ _____	\$ _____
227	Subgrade Undercutting - Type II	CY	100	\$ _____	\$ _____

TOTAL THIS PAGE \$ \_\_\_\_\_  
 (Also to be entered on page BF-5)

BID FORM

Section 1–Schedule of Prices

Project: Springwater Subdivision Improvements Project - Phase I  
 File #: 2013-018 Bid #: 4323

<u>Item</u>	<u>Description</u>	<u>Unit</u>	<u>Estimated Quantity</u>	<u>Unit Price</u>	<u>Total Price</u>
230	HMA Pavement Top – 5E3	Ton	40	\$ _____	\$ _____
231	HMA Pavement Leveling – 4E3	Ton	80	\$ _____	\$ _____
232	HMA Pavement Leveling/Top – 4E03	Ton	770	\$ _____	\$ _____
233	HMA Pavement Base – 3E03	Ton	1,150	\$ _____	\$ _____
240	Concrete Curb or Curb and Gutter - All Types	LF	3,490	\$ _____	\$ _____
241	Concrete Curb or Curb and Gutter - All Types (High Early)	LF	460	\$ _____	\$ _____
242	4 Inch Concrete Sidewalk	SF	500	\$ _____	\$ _____
243	6 Inch Concrete Sidewalk Ramp	SF	300	\$ _____	\$ _____
244	6 Inch Concrete Drive - High Early	SF	4,000	\$ _____	\$ _____
245	Detectable Warning, Cast In Place	SF	80	\$ _____	\$ _____
250	Sand Subbase Course, Class II - C.I.P.	CY	3,000	\$ _____	\$ _____
251	21AA Limestone - C.I.P.	CY	100	\$ _____	\$ _____
252	Aggregate Base Course, 21AA - C.I.P.	CY	2,000	\$ _____	\$ _____
260	Remove HMA Pavement	SY	6,900	\$ _____	\$ _____
261	Remove Concrete Curb or Curb and Gutter - Any Type	LF	4,150	\$ _____	\$ _____
262	Remove Concrete Sidewalk and Drive - Any Thickness	SF	4,000	\$ _____	\$ _____
280	Sand Filter (standard depth with ADS SC-310 storm chamber)	SF	6,000	\$ _____	\$ _____
281	Sand filter Catchbasin Structure and Grate	Each	15	\$ _____	\$ _____

TOTAL THIS PAGE

(Also to be entered on page BF-5)

\$ \_\_\_\_\_

BID FORM

Section 1–Schedule of Prices

Project: Springwater Subdivision Improvements Project - Phase I

File #: 2013-018 Bid #: 4323

<u>Item</u>	<u>Description</u>	<u>Unit</u>	<u>Estimated Quantity</u>	<u>Unit Price</u>	<u>Total Price</u>
282	Stop Gate and Control Orifice	Each	15	\$ _____	\$ _____
283	Open Cell Pavers	SF	800	\$ _____	\$ _____
284	Additional Storage Aggregate	CY	200	\$ _____	\$ _____
285	Sand FilterTurf Hydroseeding	SY	1,000	\$ _____	\$ _____
286	Native Seeding Mixture, Complete	SY	300	\$ _____	\$ _____
287	Temporary Erosion Control Seeding Mixture AR, Complete	SY	1,500	\$ _____	\$ _____
320	36" CL IV RCP Storm Sewer Pipe, Trench Detail I	LF	630	\$ _____	\$ _____
321	30" CL IV RCP Storm Sewer Pipe, Trench Detail I	LF	30	\$ _____	\$ _____
322	27" CL IV RCP Storm Sewer Pipe, Trench Detail I	LF	291	\$ _____	\$ _____
323	24" CL IV RCP Storm Sewer Pipe, Trench Detail I	LF	37	\$ _____	\$ _____
324	12" CL IV RCP Storm Sewer Pipe, Trench Detail I	LF	837	\$ _____	\$ _____
353	4 inch SDR 35 PVC Sanitary Lead, Trench Detail I	LF	25	\$ _____	\$ _____
354	6 inch SDR 35 PVC Sanitary Lead, Trench Detail I	LF	25	\$ _____	\$ _____
360	Type I Manhole, 4-foot diameter	Each	7	\$ _____	\$ _____
361	Type I Manhole, 6-foot diameter	Each	2	\$ _____	\$ _____
362	Type II Manhole, 5-foot diameter	Each	5	\$ _____	\$ _____

TOTAL THIS PAGE

(Also to be entered on page BF-5)

\$ \_\_\_\_\_



BID FORM

Section 1–Schedule of Prices

Project: Springwater Subdivision Improvements Project - Phase I  
 File #: 2013-018 Bid #: 4323

<u>Item</u>	<u>Description</u>	<u>Unit</u>	<u>Estimated Quantity</u>	<u>Unit Price</u>	<u>Total Price</u>
363	Type II Manhole, 6-foot diameter	Each	1	\$ _____	\$ _____
364	Type II Manhole, 8-foot diameter	Each	2	\$ _____	\$ _____
366	Inlet-Junction Chamber	Each	2	\$ _____	\$ _____
367	Single Inlet	Each	10	\$ _____	\$ _____
368	Double Inlet	Each	2	\$ _____	\$ _____
400	8 inch, Class 50 DIP w/polywrap, Trench Detail I	LF	1,750	\$ _____	\$ _____
401	6 inch Class 50 DIP w/polywrap, Trench Detail I	LF	100	\$ _____	\$ _____
419	8" 11.25° Bend	Each	2	\$ _____	\$ _____
420	8" 22.5° Bend	Each	2	\$ _____	\$ _____
421	8" 45° Bend	Each	8	\$ _____	\$ _____
422	8" 90° Bend	Each	4	\$ _____	\$ _____
423	8" x 6" Reducer	Each	2	\$ _____	\$ _____
424	6" x 6" x 6" Tee	Each	2	\$ _____	\$ _____
425	8" x 8" x 8" Tee	Each	6	\$ _____	\$ _____
426	8" x 8" x 6" Tee	Each	3	\$ _____	\$ _____
440	Fire Hydrant Assembly	Each	3	\$ _____	\$ _____
443	8" Gate Valve-in Box	Each	2	\$ _____	\$ _____
449	8" Gate Valve-in Well	Each	5	\$ _____	\$ _____
453	12" x 8" Tapping Sleeve & Valve-in-Well	Each	1	\$ _____	\$ _____

TOTAL THIS PAGE \$ \_\_\_\_\_  
 (Also to be entered on page BF-5)

BID FORM

Section 1–Schedule of Prices

Project: Springwater Subdivision Improvements Project - Phase I  
 File #: 2013-018 Bid #: 4323

<u>Item</u>	<u>Description</u>	<u>Unit</u>	<u>Estimated Quantity</u>	<u>Unit Price</u>	<u>Total Price</u>
460	Excavate & Backfill for Water Service Tap and Lead	LF	620	\$ _____	\$ _____
563	Structure Covers	Lbs	4,000	\$ _____	\$ _____
566	Adjust Structure Cover	Each	10	\$ _____	\$ _____
584	Hot-Applied, Thermoplastic Pavement Marking, 4" White	LF	50	\$ _____	\$ _____
585	Hot-Applied, Thermoplastic Pavement Marking, 4" Yellow	LF	500	\$ _____	\$ _____
TOTAL THIS PAGE				\$ _____	
TOTAL FROM PAGE BF-1:				\$ _____	
TOTAL FROM PAGE BF-2:				\$ _____	
TOTAL FROM PAGE BF-3:				\$ _____	
TOTAL FROM PAGE BF-4:				\$ _____	
<b>TOTAL BASE BID:</b>				\$ _____	

## BID FORM

### Section 2 - Material and Equipment Alternates

The Base Bid price shall include materials and equipment selected from the designated items and manufacturers listed in the bidding documents. This is done to establish uniformity in bidding and to establish standards of quality for the items named.

If the Contractor wishes to quote alternate items for consideration by the City, it may do so under this Section. A complete description of the item and the proposed price differential must be provided. Unless approved at the time of award, substitutions where items are specifically named will be considered only as a negotiated change in Contract Sum.

<u>Item Number</u>	<u>Description</u>	<u>Add/Deduct Amount</u>
--------------------	--------------------	--------------------------

If the Bidder does not suggest any material or equipment alternate, the Bidder **MUST** complete the following statement:

For the work outlined in this request for bid, the bidder does NOT propose any material or equipment alternate under the contract.

Signature of Authorized Representative of Bidder

---

## BID FORM

### Section 3 - Time Alternate

If the Bidder takes exception to the time stipulated in Article III of the Contract, Time of Completion, page C-1, it is requested to stipulate below its proposed time for performance of the work. Consideration will be given to time in evaluating bids.

If the Bidder does not suggest any time alternate, the Bidder **MUST** complete the following statement:

For the work outlined in this request for bid, the bidder does NOT propose any time alternate under the contract.

Signature of Authorized Representative of Bidder

---

BF-7

## BID FORM

### Section 4 - Subcontractors

For purposes of this contract, a Subcontractor is anyone (other than the Contractor) who performs work (other than or in addition to the furnishing of materials, plans or equipment) at or about the construction site, directly or indirectly for or on behalf of the Contractor (and whether or not in privity of contract with the Contractor), but shall not include any individual who furnishes merely the individual's own personal labor or services.

For the work outlined in these documents the Bidder expects to engage the following major subcontractors to perform the work identified.

<u>Subcontractor (Name and Address)</u>	<u>Work</u>	<u>Amount</u>
---	-------------	---------------

If the Bidder does not expect to engage any major subcontractor, the Bidder **MUST** complete the following statement:

For the work outlined in this request for bid, the bidder does NOT expect to engage any major subcontractor to perform work under the contract.

Signature of Authorized Representative of Bidder

---

# CONTRACT

THIS AGREEMENT is made on the \_\_\_\_\_ day of \_\_\_\_\_, 200\_, between the CITY OF ANN ARBOR, a Michigan Municipal Corporation, 301 E. Huron Street, Ann Arbor, Michigan 48104 (“City”) and \_\_\_\_\_ (“Contractor”)

(An individual/partnership/corporation, include state of incorporation)

(Address)

Based upon the mutual promises below, the Contractor and the City agree as follows:

## ARTICLE I - Scope of Work

The Contractor agrees to furnish all of the materials, equipment and labor necessary; and to abide by all the duties and responsibilities applicable to it for the project titled “Springwater Subdivision Improvements Project – Phase I” in accordance with the requirements and provisions of the following documents, including all written modifications incorporated into any of the documents, which are incorporated as part of this Contract:

Human Rights Division Contract  
Compliance Forms

Living Wage Declaration of  
Compliance Forms  
(if applicable)

Bid Forms

Contract and Exhibits

Bonds

General Conditions

Standard Specifications

Detailed Specifications

Plans

Addenda

## ARTICLE II - Definitions

Administering Service Area/Unit means Project Management Services Unit

Supervising Professional means Project Management Services Unit Manager acting personally or through any assistants authorized by the Administrator/Manager of the Administering Service Area/Unit.

Project means Springwater Subdivision Improvements Project – Phase I. Bid No. ITB - 4323

## ARTICLE III - Time of Completion

- (A) The work to be completed under this Contract shall begin immediately on the date specified in the Notice to Proceed issued by the City.
- (B) The entire work for this Contract shall be completed within scheduling requirements as specified in the Detailed Specifications.

- (C) Failure to complete all the work within the time specified above, including any extension granted in writing by the Supervising Professional, shall obligate the Contractor to pay the City, as liquidated damages and not as a penalty, an amount specified in Detailed Specification for Project Schedule and Payment shown on Page DS-1. If any liquidated damages are unpaid by the Contractor, the City shall be entitled to deduct these unpaid liquidated damages from the monies due the Contractor.

As an independent requirement, where the Detailed Specifications identify certain portions of the work to be completed within a shorter period of time and the Contractor fails to complete each portion within the shorter period specified for each portion, including any extension granted in writing by the Project Supervisor, the City is entitled to deduct from the monies due the Contractor, as liquidated damages and not as a penalty, the amount identified in the Detailed Specifications for each portion of the work not timely completed for each calendar day of delay in completion of each portion of the work.

The liquidated damages are for the non-quantifiable aspects of any of the previously identified events and do not cover actual damages that can be shown or quantified nor are they intended to preclude recovery of actual damages in addition to the recovery of liquidated damages.

Liquidated damages under this section are in addition to any liquidated damages due under Section 5 of the General Conditions.

#### ARTICLE IV - The Contract Sum

- (A) The City shall pay to the Contractor for the performance of the Contract, the unit prices as given in the Bid Forms for the estimated total of:

\_\_\_\_\_ Dollars (\$ \_\_\_\_\_)

- (B) The amount paid shall be equitably adjusted to cover changes in the work ordered by the Supervising Professional but not required by the contract documents.

#### ARTICLE V - Assignment

This Contract may not be assigned or subcontracted without the written consent of the City.

#### ARTICLE VI - Choice of Law

This Contract shall be construed, governed, and enforced in accordance with the laws of the State of Michigan. By executing this agreement, the Contractor and the City agree to venue in a court of appropriate jurisdiction sitting within Washtenaw County for purposes of any action arising under this Contract. The parties stipulate that the venue referenced in this Contract is for convenience and waive any claim of non-convenience.

Whenever possible, each provision of the contract will be interpreted in a manner as to be effective and valid under applicable law. The prohibition or invalidity, under applicable law, of any provision will not invalidate the remainder of the contract.

#### ARTICLE VII - Relationship of the Parties

The parties of the Contract agree that it is not a contract of employment but is a contract to accomplish a specific result. Contractor is an independent contractor performing services for the City. Nothing contained in this Contract shall be deemed to constitute any other relationship between the City and the Contractor.

Contractor certifies that it has no personal or financial interest in the project other than the compensation it is to receive under the Contract. Contractor certifies that it is not, and shall not become, overdue or in default to the City for any contract, debt, or any other obligation to the City including real or personal property taxes. City shall have the right to set off any such debt against compensation awarded for services under this agreement.

#### ARTICLE VIII - Notice

All notices given under this contract shall be in writing, and shall be by personal delivery or by certified mail with return receipt requested to the parties at their respective addresses as specified in the contract documents or other address the Contractor may specify in writing.

#### ARTICLE IX - Indemnification

To the fullest extent permitted by law, Contractor shall indemnify, defend and hold harmless the City, its officers, employees and agents harmless from all suits, claims, judgments and expenses including attorney's fees resulting or alleged to result, in whole or in part, from any act or omission, which is in any way connected or associated with this contract, by the Contractor or anyone acting on the Contractor's behalf under this contract. Contractor shall not be responsible to indemnify the City for losses or damages caused by or resulting from the City's sole negligence.



ARTICLE X - Entire Agreement

This Contract represents the entire understanding between the City and the Contractor and it supersedes all prior representations or agreements whether written or oral. Neither party has relied on any prior representations in entering into this Contract. This Contract may be altered, amended or modified only by written amendment signed by the City and the Contractor.

**FOR CONTRACTOR**

By \_\_\_\_\_

Its: \_\_\_\_\_

**FOR THE CITY OF ANN ARBOR**

By \_\_\_\_\_

John Hieftje, Mayor

By \_\_\_\_\_

Jacqueline Beaudry, City Clerk

**Approved as to substance**

By \_\_\_\_\_

Steve Powers, City Administrator

By \_\_\_\_\_

Craig Hupy  
Public Services Area Administrator

**Approved as to form and content**

\_\_\_\_\_

Stephen K. Postema, City Attorney

**PERFORMANCE BOND**

(1) \_\_\_\_\_ of \_\_\_\_\_ (referred to as "Principal"), and \_\_\_\_\_, a corporation duly authorized to do business in the State of Michigan (referred to as "Surety"), are bound to the City of Ann Arbor, Michigan (referred to as "City"), for

\$ \_\_\_\_\_, the payment of which Principal and Surety bind themselves, their heirs, executors, administrators, successors and assigns, jointly and severally, by this bond.

(2) The Principal has entered a written contract with the City dated \_\_\_\_\_, 20\_\_, for: \_\_\_\_\_  
\_Springwater Subdivision Improvements Project – Phase I and this bond is given for that contract in compliance with Act No. 213 of the Michigan Public Acts of 1963, as amended, being MCL 129.201 et seq.

(3) Whenever the Principal is declared by the City to be in default under the contract, the Surety may promptly remedy the default or shall promptly:

(a) complete the contract in accordance with its terms and conditions; or

(b) obtain a bid or bids for submission to the City for completing the contract in accordance with its terms and conditions, and upon determination by Surety of the lowest responsible bidder, arrange for a contract between such bidder and the City, and make available, as work progresses, sufficient funds to pay the cost of completion less the balance of the contract price; but not exceeding, including other costs and damages for which Surety may be liable hereunder, the amount set forth in paragraph 1.

(4) Surety shall have no obligation to the City if the Principal fully and promptly performs under the contract.

(5) Surety agrees that no change, extension of time, alteration or addition to the terms of the contract or to the work to be performed thereunder, or the specifications accompanying it shall in any way affect its obligations on this bond, and waives notice of any such change, extension of time, alteration or addition to the terms of the contract or to the work, or to the specifications.

**SIGNED AND SEALED** this \_\_\_\_\_ day of \_\_\_\_\_, 2014.

\_\_\_\_\_  
(Name of Surety Company)

\_\_\_\_\_  
(Name of Principal)

B  
y \_\_\_\_\_  
(Signature)

By \_\_\_\_\_  
(Signature)

Its \_\_\_\_\_  
(Title of Office)

Its \_\_\_\_\_  
(Title of Office)

Approved as to form:

Name and address of agent:

\_\_\_\_\_  
Stephen K. Postema, City Attorney

\_\_\_\_\_  
\_\_\_\_\_

**LABOR AND MATERIAL BOND**

(1) \_\_\_\_\_ of \_\_\_\_\_, (referred to as "Principal"), and \_\_\_\_\_, a corporation duly authorized to do business in the State of Michigan, (referred to as "Surety"), are bound to the City of Ann Arbor, Michigan (referred to as "City"), for the use and benefit of claimants as defined in Act 213 of Michigan Public Acts of 1963, as amended, being MCL 129.201 et seq., in the amount of

\$ \_\_\_\_\_, for the payment of which Principal and Surety bind themselves, their heirs, executors, administrators, successors and assigns, jointly and severally, by this bond.

(2) The Principal has entered a written contract with the City, dated \_\_\_\_\_, 20\_\_\_, for \_\_\_\_\_ Springwater Subdivision Improvements Project – Phase I; and this bond is given for that contract in compliance with Act No. 213 of the Michigan Public Acts of 1963 as amended;

(3) If the Principal fails to promptly and fully repay claimants for labor and material reasonably required under the contract, the Surety shall pay those claimants.

(4) Surety's obligations shall not exceed the amount stated in paragraph 1, and Surety shall have no obligation if the Principal promptly and fully pays the claimants.

**SIGNED AND SEALED** this \_\_\_\_\_ day of \_\_\_\_\_, 2014.

_____ (Name of Surety Company)	_____ (Name of Principal)
By _____ (Signature)	By _____ (Signature)
Its _____ (Title of Office)	Its _____ (Title of Office)

Approved as to form:

Name and address of agent:

\_\_\_\_\_  
Stephen K. Postema, City Attorney

\_\_\_\_\_  
\_\_\_\_\_

## **GENERAL CONDITIONS**

### **Section 1 - Execution, Correlation and Intent of Documents**

The contract documents shall be signed in 2 copies by the City and the Contractor.

The contract documents are complementary and what is called for by any one shall be binding. The intention of the documents is to include all labor and materials, equipment and transportation necessary for the proper execution of the work. Materials or work described in words which so applied have a well-known technical or trade meaning have the meaning of those recognized standards.

In case of a conflict among the contract documents listed below in any requirement(s), the requirement(s) of the document listed first shall prevail over any conflicting requirement(s) of a document listed later.

(1) Addenda in reverse chronological order; (2) Detailed Specifications; (3) Standard Specifications; (4) Plans; (5) General Conditions; (6) Contract; (7) Bid Forms; (8) Bond Forms; (9) Bid.

### **Section 2 - Order of Completion**

The Contractor shall submit with each invoice, and at other times reasonably requested by the Supervising Professional, schedules showing the order in which the Contractor proposes to carry on the work. They shall include the dates at which the Contractor will start the several parts of the work, the estimated dates of completion of the several parts, and important milestones within the several parts.

### **Section 3 - Familiarity with Work**

The Bidder or its representative shall make personal investigations of the site of the work and of existing structures and shall determine to its own satisfaction the conditions to be encountered, the nature of the ground, the difficulties involved, and all other factors affecting the work proposed under this Contract. The Bidder to whom this Contract is awarded will not be entitled to any additional compensation unless conditions are clearly different from those which could reasonably have been anticipated by a person making diligent and thorough investigation of the site.

The Bidder shall immediately notify the City upon discovery, and in every case prior to submitting its Bid, of every error or omission in the bidding documents that would be identified by a reasonably competent, diligent Bidder. In no case will a Bidder be allowed the benefit of extra compensation or time to complete the work under this Contract for extra expenses or time spent as a result of the error or omission.

### **Section 4 - Wage Requirements**

Under this Contract, the Contractor shall conform to Chapter 14 of Title I of the Code of the City of Ann Arbor as amended; which in part states "...that all craftsmen, mechanics and laborers employed directly on the site in connection with said improvements, including said employees of subcontractors, shall receive the prevailing wage for the corresponding classes of craftsmen,

mechanics and laborers, as determined by statistics for the Ann Arbor area compiled by the United States Department of Labor. At the request of the City, any contractor or subcontractor shall provide satisfactory proof of compliance with the contract provisions required by the Section."

Where the Contract and the Ann Arbor City Ordinance are silent as to definitions of terms required in determining contract compliance with regard to prevailing wages, the definitions provided in the Davis-Bacon Act as amended (40 U.S.C. 278-a to 276-a-7) for the terms shall be used.

Further, to the extent that any employees of the Contractor providing services under this contract are not part of the class of craftsmen, mechanics and laborers who receive a prevailing wage in conformance with Section 1:319 of Chapter 14 of Title I of the Code of the City of Ann Arbor, the Contractor agrees to conform to Chapter 23 of Title I of the Code of the City of Ann Arbor, as amended, which in part states:

**1:814. Applicability.**

- (1) This Chapter shall apply to any person that is a contractor/vendor or grantee as defined in Section 1:813 that employs or contracts with five (5) or more individuals; provided, however, that this Chapter shall not apply to a non-profit contractor/vendor or non-profit grantee unless it employs or contracts with ten (10) or more individuals.
- (2) This Chapter shall apply to any grant, contract, or subcontract or other form of financial assistance awarded to or entered into with a contractor/vendor or grantee after the effective date of this Chapter and to the extension or renewal after the effective date of this Chapter of any grant, contract, or subcontract or other form of financial assistance with a contractor/vendor or grantee.

**1:815. Living Wages Required.**

- (1) Every contractor/vendor or grantee, as defined in Section 1:813, shall pay its covered employees a living wage as established in this Section.
  - (a) For a covered employer that provides employee health care to its employees, the living wage shall be \$9.42 an hour, or the adjusted amount hereafter established under Section 1:815(3).
  - (b) For a covered employer that does not provide health care to its employees, the living wage shall be \$10.91 an hour, or the adjusted amount hereafter established under Section 1:815(3).
- (2) In order to qualify to pay the living wage rate for covered employers providing employee health care under subsection 1:815(1)(a), a covered employer shall furnish proof of said health care coverage and payment therefor to the City Administrator or his/her designee.
- (3) The amount of the living wage established in this Section shall be adjusted upward no later than April 30, 2002, and every year thereafter by a percentage equal to the percentage increase, if any, in the federal poverty guidelines as published by the United States

Department of Health and Human Services for the years 2001 and 2002. Subsequent annual adjustments shall be based upon the percentage increase, if any, in the United States Department of Health and Human Services poverty guidelines when comparing the prior calendar year's poverty guidelines to the present calendar year's guidelines. The applicable percentage amount will be converted to an amount in cents by multiplying the existing wage under Section 1.815(1)(b) by said percentage, rounding upward to the next cent, and adding this amount of cents to the existing living wage levels established under Sections 1:815(1)(a) and 1:815(1)(b). Prior to April 1 of each calendar year, the City will notify any covered employer of this adjustment by posting a written notice in a prominent place in City Hall, and, in the case of a covered employer that has provided an address of record to the City, by a written letter to each such covered employer.

Contractor agrees that all subcontracts entered into by the Contractor shall contain similar wage provision covering subcontractor's employees who perform work on this contract.

#### Section 5 - Non-Discrimination

The Contractor agrees to comply, and to require its subcontractor(s) to comply, with the nondiscrimination provisions of Section 209 of the Elliot-Larsen Civil Rights Act (MCL 37.2209). The Contractor further agrees to the nondiscrimination provisions of Chapter 112 of the Ann Arbor City Code and to take affirmative action to assure that applicants are employed and that employees are treated during employment in a manner which provides equal employment. The Contractor agrees to comply with the provisions of Section 9:161 of Chapter 112 of the Ann Arbor City Code and in particular the following excerpts:

#### 9:161 NONDISCRIMINATION BY CITY CONTRACTORS

- (1) All contractors proposing to do business with the City of Ann Arbor shall satisfy the nondiscrimination administrative policy adopted by the City Administrator in accordance with the guidelines of this section. All contractors shall receive approval from the Director prior to entering into a contract with the City, unless specifically exempted by administrative policy. All City contractors shall take affirmative action to insure that applicants are employed and that employees are treated during employment in a manner which provides equal employment opportunity and tends to eliminate inequality based upon race, national origin or sex.
- (2) Each prospective contractor shall submit to the City data showing current total employment by occupational category, sex and minority group. If, after verifying this data, the Director concludes that it indicates total minority and female employment commensurate with their availability within the contractor's labor recruitment area, i.e., the area from which the contractor can reasonably be expected to recruit, said contractor shall be accepted by the Director as having fulfilled affirmative action requirements for a period of one year at which time the Director shall conduct another review. Other contractors shall develop an affirmative action program in conjunction with the Director. Said program shall include specific goals and timetables for the hiring and promotion of minorities and females. Said goals shall reflect the availability of minorities and females within the contractor's labor recruitment area. In the case of construction contractors, the Director shall use for employment verification the labor recruitment area of the Ann Arbor-Ypsilanti standard metropolitan statistical area. Construction contractors determined to be in compliance shall be accepted by the Director as having fulfilled affirmative action requirements for a period of six (6) months at which time the Director shall conduct another review.

- (3) In hiring for construction projects, contractors shall make good faith efforts to employ local persons, so as to enhance the local economy.
- (4) All contracts shall include provisions through which the contractor agrees, in addition to any other applicable Federal or State labor laws:
  - (a) To set goals, in conference with the Human Resources Director, for each job category or division of the work force used in the completion of the City work;
  - (b) To provide periodic reports concerning the progress the contractor has made in meeting the affirmative action goals it has agreed to;
  - (c) To permit the Director access to all books, records and accounts pertaining to its employment practices for the purpose of determining compliance with the affirmative action requirements.
- (5) The Director shall monitor the compliance of each contractor with the nondiscrimination provisions of each contract. The Director shall develop procedures and regulations consistent with the administrative policy adopted by the City Administrator for notice and enforcement of non-compliance. Such procedures and regulations shall include a provision for the posting of contractors not in compliance.
- (6) All City contracts shall provide further that breach of the obligation not to discriminate shall be a material breach of the contract for which the City shall be entitled, at its option, to do any or all of the following:
  - (a) To cancel, terminate, or suspend the contract in whole or part and/or refuse to make any required periodic payments under the contract;
  - (b) Declare the contractor ineligible for the award of any future contracts with the City for a specified length of time;
  - (c) To recover liquidated damages of a specified sum, said sum to be that percentage of the labor expenditure for the time period involved which would have accrued to minority group members had the affirmative action not been breached;
  - (d) Impose for each day of non-compliance, liquidated damages of a specified sum, based upon the following schedule:

<u>Contract Amount</u>	Assessed Damages
	Per Day of
	<u>Non-Compliance</u>
\$ 10,000 - 24,999	\$ 25.00
25,000 - 99,999	50.00
100,000 - 199,999	100.00
200,000 - 499,999	150.00

500,000 - 1,499,999	200.00
1,500,000 - 2,999,999	250.00
3,000,000 - 4,999,999	300.00
5,000,000 - and above	500.00

- (e) In addition the contractor shall be liable for any costs or expenses incurred by the City of Ann Arbor in obtaining from other sources the work and services to be rendered or performed or the goods or properties to be furnished or delivered to the City under this contract.

#### Section 6 - Materials, Appliances, Employees

Unless otherwise stipulated, the Contractor shall provide and pay for all materials, labor, water, tools, equipment, light, power, transportation, and other facilities necessary or used for the execution and completion of the work. Unless otherwise specified, all materials incorporated in the permanent work shall be new, and both workmanship and materials shall be of the highest quality. The Contractor shall, if required, furnish satisfactory evidence as to the kind and quality of materials.

The Contractor shall at all times enforce strict discipline and good order among its employees, and shall seek to avoid employing on the work any unfit person or anyone not skilled in the work assigned.

Adequate sanitary facilities shall be provided by the Contractor.

#### Section 7 - Qualifications for Employment

The Contractor shall employ competent laborers and mechanics for the work under this Contract. For work performed under this Contract, employment preference shall be given to qualified local residents.

#### Section 8 - Royalties and Patents

The Contractor shall pay all royalties and license fees. It shall defend all suits or claims for infringements of any patent rights and shall hold the City harmless from loss on account of infringement except that the City shall be responsible for all infringement loss when a particular process or the product of a particular manufacturer or manufacturers is specified, unless the City has notified the Contractor prior to the signing of the Contract that the particular process or product is patented or is believed to be patented.

#### Section 9 - Permits and Regulations

The Contractor must secure and pay for all permits, permit or plan review fees and licenses necessary for the prosecution of the work. These include but are not limited to City building permits, right-of-way permits, lane closure permits, right-of-way occupancy permits, and the like. The City shall secure and pay for easements shown on the plans unless otherwise specified.

The Contractor shall give all notices and comply with all laws, ordinances, rules and regulations bearing on the conduct of the work as drawn and specified. If the Contractor observes that the



contract documents are at variance with those requirements, it shall promptly notify the Supervising Professional in writing, and any necessary changes shall be adjusted as provided in the Contract for changes in the work.

#### Section 10 - Protection of the Public and of Work and Property

The Contractor is responsible for the means, methods, sequences, techniques and procedures of construction and safety programs associated with the work contemplated by this contract. The Contractor, its agents or sub-contractors, shall comply with the "General Rules and Regulations for the Construction Industry" as published by the Construction Safety Commission of the State of Michigan and to all other local, State and National laws, ordinances, rules and regulations pertaining to safety of persons and property.

The Contractor shall take all necessary and reasonable precautions to protect the safety of the public. It shall continuously maintain adequate protection of all work from damage, and shall take all necessary and reasonable precautions to adequately protect all public and private property from injury or loss arising in connection with this Contract. It shall make good any damage, injury or loss to its work and to public and private property resulting from lack of reasonable protective precautions, except as may be due to errors in the contract documents, or caused by agents or employees of the City. The Contractor shall obtain and maintain sufficient insurance to cover damage to any City property at the site by any cause.

In an emergency affecting the safety of life, or the work, or of adjoining property, the Contractor is, without special instructions or authorization from the Supervising Professional, permitted to act at its discretion to prevent the threatened loss or injury. It shall also so act, without appeal, if authorized or instructed by the Supervising Professional.

Any compensation claimed by the Contractor for emergency work shall be determined by agreement or in accordance with the terms of Claims for Extra Cost - Section 15.

#### Section 11 - Inspection of Work

The City shall provide sufficient competent personnel for the inspection of the work.

The Supervising Professional shall at all times have access to the work whenever it is in preparation or progress, and the Contractor shall provide proper facilities for access and for inspection.

If the specifications, the Supervising Professional's instructions, laws, ordinances, or any public authority require any work to be specially tested or approved, the Contractor shall give the Supervising Professional timely notice of its readiness for inspection, and if the inspection is by an authority other than the Supervising Professional, of the date fixed for the inspection. Inspections by the Supervising Professional shall be made promptly, and where practicable at the source of supply. If any work should be covered up without approval or consent of the Supervising Professional, it must, if required by the Supervising Professional, be uncovered for examination and properly restored at the Contractor's expense.

Re-examination of any work may be ordered by the Supervising Professional, and, if so ordered, the work must be uncovered by the Contractor. If the work is found to be in accordance with the

contract documents, the City shall pay the cost of re-examination and replacement. If the work is not in accordance with the contract documents, the Contractor shall pay the cost.

#### Section 12 - Superintendence

The Contractor shall keep on the work site, during its progress, a competent superintendent and any necessary assistants, all satisfactory to the Supervising Professional. The superintendent will be responsible to perform all on-site project management for the Contractor. The superintendent shall be experienced in the work required for this Contract. The superintendent shall represent the Contractor and all direction given to the superintendent shall be binding as if given to the Contractor. Important directions shall immediately be confirmed in writing to the Contractor. Other directions will be confirmed on written request. The Contractor shall give efficient superintendence to the work, using its best skill and attention.

#### Section 13 - Changes in the Work

The City may make changes to the quantities of work within the general scope of the Contract at any time by a written order and without notice to the sureties. If the changes add to or deduct from the extent of the work, the Contract Sum shall be adjusted accordingly. All the changes shall be executed under the conditions of the original Contract except that any claim for extension of time caused by the change shall be adjusted at the time of ordering the change.

In giving instructions, the Supervising Professional shall have authority to make minor changes in the work not involving extra cost and not inconsistent with the purposes of the work, but otherwise, except in an emergency endangering life or property, no extra work or change shall be made unless in pursuance of a written order by the Supervising Professional, and no claim for an addition to the Contract Sum shall be valid unless the additional work was ordered in writing.

The Contractor shall proceed with the work as changed and the value of the work shall be determined as provided in Claims for Extra Cost - Section 15.

#### Section 14 - Extension of Time

Extension of time stipulated in the Contract for completion of the work will be made if and as the Supervising Professional may deem proper under any of the following circumstances:

- (1) When work under an extra work order is added to the work under this Contract;
- (2) When the work is suspended as provided in Section 20;
- (3) When the work of the Contractor is delayed on account of conditions which could not have been foreseen, or which were beyond the control of the Contractor, and which were not the result of its fault or negligence;
- (4) Delays in the progress of the work caused by any act or neglect of the City or of its employees or by other Contractors employed by the City;
- (5) Delay due to an act of Government;

- (6) Delay by the Supervising Professional in the furnishing of plans and necessary information;
- (7) Other cause which in the opinion of the Supervising Professional entitles the Contractor to an extension of time.

The Contractor shall notify the Supervising Professional within 7 days of an occurrence or conditions which, in the Contractor's opinion, entitle it to an extension of time. The notice shall be in writing and submitted in ample time to permit full investigation and evaluation of the Contractor's claim. The Supervising Professional shall acknowledge receipt of the Contractor's notice within 7 days of its receipt. Failure to timely provide the written notice shall constitute a waiver by the Contractor of any claim.

In situations where an extension of time in contract completion is appropriate under this or any other section of the contract, the Contractor understands and agrees that the only available adjustment for events that cause any delays in contract completion shall be extension of the required time for contract completion and that there shall be no adjustments in the money due the Contractor on account of the delay.

#### Section 15 - Claims for Extra Cost

If the Contractor claims that any instructions by drawings or other media issued after the date of the Contract involved extra cost under this Contract, it shall give the Supervising Professional written notice within 7 days after the receipt of the instructions, and in any event before proceeding to execute the work, except in emergency endangering life or property. The procedure shall then be as provided for Changes in the Work-Section 13. No claim shall be valid unless so made.

If the Supervising Professional orders, in writing, the performance of any work not covered by the contract documents, and for which no item of work is provided in the Contract, and for which no unit price or lump sum basis can be agreed upon, then the extra work shall be done on a Cost-Plus-Percentage basis of payment as follows:

- (1) The Contractor shall be reimbursed for all reasonable costs incurred in doing the work, and shall receive an additional payment of 15% of all the reasonable costs to cover both its indirect overhead costs and profit;
- (2) The term "Cost" shall cover all payroll charges for employees and supervision required under the specific order, together with all worker's compensation, Social Security, pension and retirement allowances and social insurance, or other regular payroll charges on same; the cost of all material and supplies required of either temporary or permanent character; rental of all power-driven equipment at agreed upon rates, together with cost of fuel and supply charges for the equipment; and any costs incurred by the Contractor as a direct result of executing the order, if approved by the Supervising Professional;
- (3) If the extra is performed under subcontract, the subcontractor shall be allowed to compute its charges as described above. The Contractor shall be permitted to add an additional charge of 5% percent to that of the subcontractor for the Contractor's supervision and contractual responsibility;

- (4) The quantities and items of work done each day shall be submitted to the Supervising Professional in a satisfactory form on the succeeding day, and shall be approved by the Supervising Professional and the Contractor or adjusted at once;
- (5) Payments of all charges for work under this Section in any one month shall be made along with normal progress payments. Retainage shall be in accordance with Progress Payments-Section 16.

No additional compensation will be provided for additional equipment, materials, personnel, overtime or special charges required to perform the work within the time requirements of the Contract.

When extra work is required and no suitable price for machinery and equipment can be determined in accordance with this Section, the hourly rate paid shall be 1/40 of the basic weekly rate listed in the Rental Rate Blue Book published by Dataquest Incorporated and applicable to the time period the equipment was first used for the extra work. The hourly rate will be deemed to include all costs of operation such as bucket or blade, fuel, maintenance, "regional factors", insurance, taxes, and the like, but not the costs of the operator.

#### Section 16 - Progress Payments

The Contractor shall submit each month, or at longer intervals, if it so desires, an invoice covering work performed for which it believes payment, under the Contract terms, is due. The submission shall be to the City's Finance Department - Accounting Division. The Supervising Professional will, within 10 days following submission of the invoice, prepare a certificate for payment for the work in an amount to be determined by the Supervising Professional as fairly representing the acceptable work performed during the period covered by the Contractor's invoice. To insure the proper performance of this Contract, the City will retain a percentage of the estimate in accordance with Act 524, Public Acts of 1980. The City will then, following the receipt of the Supervising Professional's Certificate, make payment to the Contractor as soon as feasible, which is anticipated will be within 15 days.

An allowance may be made in progress payments if substantial quantities of permanent material have been delivered to the site but not incorporated in the completed work if the Contractor, in the opinion of the Supervising Professional, is diligently pursuing the work under this Contract. Such materials shall be properly stored and adequately protected. Allowance in the estimate shall be at the invoice price value of the items. Notwithstanding any payment of any allowance, all risk of loss due to vandalism or any damages to the stored materials remains with the Contractor.

In the case of Contracts which include only the Furnishing and Delivering of Equipment, the payments shall be; 60% of the Contract Sum upon the delivery of all equipment to be furnished, or in the case of delivery of a usable portion of the equipment in advance of the total equipment delivery, 60% of the estimated value of the portion of the equipment may be paid upon its delivery in advance of the time of the remainder of the equipment to be furnished; 30% of the Contract Sum upon completion of erection of all equipment furnished, but not later than 60 days after the date of delivery of all of the equipment to be furnished; and payment of the final 10% on final completion of erection, testing and acceptance of all the equipment to be furnished; but not later than 180 days after the date of delivery of all of the equipment to be furnished, unless testing has been completed and

shows the equipment to be unacceptable.

With each invoice for periodic payment, the Contractor shall enclose a Contractor's Declaration - Section 43, and an updated project schedule per Order of Completion - Section 2.

#### Section 17 - Deductions for Uncorrected Work

If the Supervising Professional decides it is inexpedient to correct work that has been damaged or that was not done in accordance with the Contract, an equitable deduction from the Contract price shall be made.

#### Section 18 - Correction of Work Before Final Payment

The Contractor shall promptly remove from the premises all materials condemned by the Supervising Professional as failing to meet Contract requirements, whether incorporated in the work or not, and the Contractor shall promptly replace and re-execute the work in accordance with the Contract and without expense to the City and shall bear the expense of making good all work of other contractors destroyed or damaged by the removal or replacement.

If the Contractor does not remove the condemned work and materials within 10 days after written notice, the City may remove them and, if the removed material has value, may store the material at the expense of the Contractor. If the Contractor does not pay the expense of the removal within 10 days thereafter, the City may, upon 10 days written notice, sell the removed materials at auction or private sale and shall pay to the Contractor the net proceeds, after deducting all costs and expenses that should have been borne by the Contractor. If the removed material has no value, the Contractor must pay the City the expenses for disposal within 10 days of invoice for the disposal costs.

The inspection or lack of inspection of any material or work pertaining to this Contract shall not relieve the Contractor of its obligation to fulfill this Contract and defective work shall be made good. Unsuitable materials may be rejected by the Supervising Professional notwithstanding that the work and materials have been previously overlooked by the Supervising Professional and accepted or estimated for payment or paid for. If the work or any part shall be found defective at any time before the final acceptance of the whole work, the Contractor shall forthwith make good the defect in a manner satisfactory to the Supervising Professional. The judgment and the decision of the Supervising Professional as to whether the materials supplied and the work done under this Contract comply with the requirements of the Contract shall be conclusive and final.

#### Section 19 - Acceptance and Final Payment

Upon receipt of written notice that the work is ready for final inspection and acceptance, the Supervising Professional will promptly make the inspection. When the Supervising Professional finds the work acceptable under the Contract and the Contract fully performed, the Supervising Professional will promptly sign and issue a final certificate stating that the work required by this Contract has been completed and is accepted by the City under the terms and conditions of the Contract. The entire balance found to be due the Contractor, including the retained percentage, shall be paid to the Contractor by the City within 30 days after the date of the final certificate.

Before issuance of final certificates, the Contractor shall file with the City:

- (1) The consent of the surety to payment of the final estimate;
- (2) The Contractor's Affidavit in the form required by Section 44.

In case the Affidavit or consent is not furnished, the City may retain out of any amount due the Contractor, sums sufficient to cover all lienable claims.

The making and acceptance of the final payment shall constitute a waiver of all claims by the City except those arising from:

- (1) unsettled liens;
- (2) faulty work appearing within 12 months after final payment;
- (3) hidden defects in meeting the requirements of the plans and specifications;
- (4) manufacturer's guarantees.

It shall also constitute a waiver of all claims by the Contractor, except those previously made and still unsettled.

#### Section 20 - Suspension of Work

The City may at any time suspend the work, or any part by giving 5 days notice to the Contractor in writing. The work shall be resumed by the Contractor within 10 days after the date fixed in the written notice from the City to the Contractor to do so. The City shall reimburse the Contractor for expense incurred by the Contractor in connection with the work under this Contract as a result of the suspension.

If the work, or any part, shall be stopped by the notice in writing, and if the City does not give notice in writing to the Contractor to resume work at a date within 90 days of the date fixed in the written notice to suspend, then the Contractor may abandon that portion of the work suspended and will be entitled to the estimates and payments for all work done on the portions abandoned, if any, plus 10% of the value of the work abandoned, to compensate for loss of overhead, plant expense, and anticipated profit.

## Section 21 - Delays and The City's Right to Terminate Contract

If the Contractor refuses or fails to prosecute the work, or any separate part of it, with the diligence required to insure completion, ready for operation, within the allowable number of consecutive calendar days specified plus extensions, or fails to complete the work within the required time, the City may, by written notice to the Contractor, terminate its right to proceed with the work or any part of the work as to which there has been delay. After providing the notice the City may take over the work and prosecute it to completion, by contract or otherwise, and the Contractor and its sureties shall be liable to the City for any excess cost to the City. If the Contractor's right to proceed is terminated, the City may take possession of and utilize in completing the work, any materials, appliances and plant as may be on the site of the work and useful for completing the work. The right of the Contractor to proceed shall not be terminated or the Contractor charged with liquidated damages where an extension of time is granted under Extension of Time - Section 14.

If the Contractor is adjudged a bankrupt, or if it makes a general assignment for the benefit of creditors, or if a receiver is appointed on account of its insolvency, or if it persistently or repeatedly refuses or fails except in cases for which extension of time is provided, to supply enough properly skilled workers or proper materials, or if it fails to make prompt payments to subcontractors or for material or labor, or persistently disregards laws, ordinances or the instructions of the Supervising Professional, or otherwise is guilty of a substantial violation of any provision of the Contract, then the City, upon the certificate of the Supervising Professional that sufficient cause exists to justify such action, may, without prejudice to any other right or remedy and after giving the Contractor 3 days written notice, terminate this Contract. The City may then take possession of the premises and of all materials, tools and appliances thereon and without prejudice to any other remedy it may have, make good the deficiencies or finish the work by whatever method it may deem expedient, and deduct the cost from the payment due the Contractor. The Contractor shall not be entitled to receive any further payment until the work is finished. If the expense of finishing the work, including compensation for additional managerial and administrative services exceeds the unpaid balance of the Contract Sum, the Contractor and its surety are liable to the City for any excess cost incurred. The expense incurred by the City, and the damage incurred through the Contractor's default, shall be certified by the Supervising Professional.

## Section 22 - Contractor's Right to Terminate Contract

If the work should be stopped under an order of any court, or other public authority, for a period of 3 months, through no act or fault of the Contractor or of anyone employed by it, then the Contractor may, upon 7 days written notice to the City, terminate this Contract and recover from the City payment for all acceptable work executed plus reasonable profit.

## Section 23 - City's Right To Do Work

If the Contractor should neglect to prosecute the work properly or fail to perform any provision of this Contract, the City, 3 days after giving written notice to the Contractor and its surety may, without prejudice to any other remedy the City may have, make good the deficiencies and may deduct the cost from the payment due to the Contractor.

## Section 24 - Removal of Equipment and Supplies

In case of termination of this Contract before completion, from any or no cause, the Contractor, if notified to do so by the City, shall promptly remove any part or all of its equipment and supplies from the property of the City, failing which the City shall have the right to remove the equipment and supplies at the expense of the Contractor.

The removed equipment and supplies may be stored by the City and, if all costs of removal and storage are not paid by the Contractor within 10 days of invoicing, the City upon 10 days written notice may sell the equipment and supplies at auction or private sale, and shall pay the Contractor the net proceeds after deducting all costs and expenses that should have been borne by the Contractor and after deducting all amounts claimed due by any lien holder of the equipment or supplies.

## Section 25 - Responsibility for Work and Warranties

The Contractor assumes full responsibility for any and all materials and equipment used in the construction of the work and may not make claims against the City for damages to materials and equipment from any cause except negligence or willful act of the City. Until its final acceptance, the Contractor shall be responsible for damage to or destruction of the project (except for any part covered by Partial Completion and Acceptance - Section 26). The Contractor shall make good all work damaged or destroyed before acceptance. All risk of loss remains with the Contractor until final acceptance of the work (Section 19) or partial acceptance (Section 26). The Contractor is advised to investigate obtaining its own builders risk insurance.

The Contractor shall guarantee the quality of the work for a period of one year. The Contractor shall also unconditionally guarantee the quality of all equipment and materials that are furnished and installed under the contract for a period of one year. At the end of one year after the Contractor's receipt of final payment, the complete work, including equipment and materials furnished and installed under the contract, shall be inspected by the Contractor and the Supervising Professional. Any defects shall be corrected by the Contractor at its expense as soon as practicable but in all cases within 60 days. Any defects that are identified prior to the end of one year shall also be inspected by the Contractor and the Supervising Professional and shall be corrected by the Contractor at its expense as soon as practicable but in all cases within 60 days.

The Contractor shall assign all manufacturer or material supplier warranties to the City prior to final payment. The assignment shall not relieve the Contractor of its obligations under this paragraph to correct defects.

## Section 26 - Partial Completion and Acceptance

If at any time prior to the issuance of the final certificate referred to in Acceptance and Final Payment - Section 19, any portion of the permanent construction has been satisfactorily completed, and if the Supervising Professional determines that portion of the permanent construction is not required for the operations of the Contractor but is needed by the City, the Supervising Professional shall issue to the Contractor a certificate of partial completion, and immediately the City may take



over and use the portion of the permanent construction described in the certificate, and exclude the Contractor from that portion.

The issuance of a certificate of partial completion shall not constitute an extension of the Contractor's time to complete the portion of the permanent construction to which it relates if the Contractor has failed to complete it in accordance with the terms of this Contract. The issuance of the certificate shall not release the Contractor or its sureties from any obligations under this Contract including bonds.

If prior use increases the cost of, or delays the work, the Contractor shall be entitled to extra compensation, or extension of time, or both, as the Supervising Professional may determine.

#### Section 27 - Payments Withheld Prior to Final Acceptance of Work

The City may withhold or, on account of subsequently discovered evidence, nullify the whole or part of any certificate to the extent reasonably appropriate to protect the City from loss on account of:

- (1) Defective work not remedied;
- (2) Claims filed or reasonable evidence indicating probable filing of claims by other parties against the Contractor;
- (3) Failure of the Contractor to make payments properly to subcontractors or for material or labor;
- (4) Damage to another Contractor.

When the above grounds are removed or the Contractor provides a Surety Bond satisfactory to the City which will protect the City in the amount withheld, payment shall be made for amounts withheld under this section.

#### Section 28 - Contractor's Insurance

A. The Contractor shall procure and maintain during the life of this Contract, including the guarantee period and during any warranty work, such insurance policies, including those set forth below, as will protect itself from all claims for bodily injuries, death or property damage which may arise under this Contract; whether the acts were made by the Contractor or by any subcontractor or anyone employed by them directly or indirectly. The following insurance policies are required:

1. Worker's Compensation Insurance in accordance with all applicable state and federal statutes. Further, Employers Liability Coverage shall be obtained in the following minimum amounts:

Bodily Injury by Accident - \$500,000 each accident

Bodily Injury by Disease - \$500,000 each employee

Bodily Injury by Disease - \$500,000 each policy limit

2. Commercial General Liability Insurance equivalent to, as a minimum, Insurance Services Office form CG 00 01 07 98. The City of Ann Arbor shall be named as an additional insured. There shall be no added exclusions or limiting endorsements including, but not limited to: Products and Completed Operations, Explosion, Collapse and Underground coverage or Pollution. Further, the following minimum limits of liability are required:

\$1,000,000 Each occurrence as respect Bodily Injury Liability or Property Damage Liability, or both combined.

\$2,000,000 Per Job General Aggregate

\$1,000,000 Personal and Advertising Injury

\$2,000,000 Products and Completed Operations Aggregate

3. Motor Vehicle Liability Insurance, including Michigan No-Fault Coverages, equivalent to, as a minimum, Insurance Services Office form CA 00 01 07 97. The City of Ann Arbor shall be named as an additional insured. There shall be no added exclusions or limiting endorsements. Coverage shall include all owned vehicles, all non-owned vehicles and all hired vehicles. Further, the limits of liability shall be \$1,000,000 for each occurrence as respects Bodily Injury Liability or Property Damage Liability, or both combined.
4. Umbrella/Excess Liability Insurance shall be provided to apply excess of the Commercial General Liability, Employers Liability and the Motor Vehicle coverage enumerated above, for each occurrence and for aggregate in the amount of \$1,000,000.

B. Insurance required under Section A.2 and A.3 of this Contract shall be considered primary as respects any other valid or collectible insurance that the City may possess, including any self-insured retentions the City may have; and any other insurance the City does possess shall be considered excess insurance only and shall not be required to contribute with this insurance. Further, the Contractor agrees to waive any right of recovery by its insurer against the City.

C. In the case of all Contracts involving on-site work, the Contractor shall provide to the City before the commencement of any work under this Contract documentation demonstrating it has obtained the above mentioned policies. Documentation must provide and demonstrate an unconditional 30 day written notice of cancellation in favor of the City of Ann Arbor. Further, the documentation must explicitly state the following: (a) the policy number; name of insurance company; name and address of the agent or authorized representative; name and address of insured; project name; policy expiration date; and specific coverage amounts; (b) any deductibles or self-insured retentions which shall be approved by the City, in its sole discretion; (c) that the policy conforms to the requirements specified. An original certificate of insurance may be provided as an initial indication of the required insurance, provided that

no later than 21 calendar days after commencement of any work the Contractor supplies a copy of the endorsements required on the policies. Upon request, the Contractor shall provide within 30 days a copy of the policy(ies) to the City. If any of the above coverages expire by their terms during the term of this Contract, the Contractor shall deliver proof of renewal and/or new policies to the Administering Service Area/Unit at least ten days prior to the expiration date.

- D. Any Insurance provider of Contractor shall be admitted and authorized to do business in the State of Michigan and shall carry and maintain a minimum rating assigned by A.M. Best & Company's Key Rating Guide of "A-" Overall and a minimum Financial Size Category of "V". Insurance policies and certificates issued by non-admitted insurance companies are not acceptable unless approved in writing by the City.

#### Section 29 - Surety Bonds

Bonds will be required from the successful bidder as follows:

- (1) A Performance Bond to the City of Ann Arbor for the amount of the bid(s) accepted;
- (2) A Labor and Material Bond to the City of Ann Arbor for the amount of the bid(s) accepted.

Bonds shall be executed on forms supplied by the City in a manner and by a Surety Company satisfactory to the City Attorney.

#### Section 30 - Damage Claims

The Contractor shall be held responsible for all damages to property of the City or others, caused by or resulting from the negligence of the Contractor, its employees, or agents during the progress of or connected with the prosecution of the work, whether within the limits of the work or elsewhere. The Contractor must restore all property injured including sidewalks, curbing, sodding, pipes, conduit, sewers or other public or private property to not less than its original condition with new work.

#### Section 31 - Refusal to Obey Instructions

If the Contractor refuses to obey the instructions of the Supervising Professional, the Supervising Professional shall withdraw inspection from the work, and no payments will be made for work performed thereafter nor may work be performed thereafter until the Supervising Professional shall have again authorized the work to proceed.

#### Section 32 - Assignment

Neither party to the Contract shall assign the Contract without the written consent of the other. The Contractor may assign any monies due to it to a third party acceptable to the City.

#### Section 33 - Rights of Various Interests

Whenever work being done by the City's forces or by other contractors is contiguous to work covered by this Contract, the respective rights of the various interests involved shall be established by the Supervising Professional, to secure the completion of the various portions of the work in general harmony.

The Contractor is responsible to coordinate all aspects of the work, including coordination of, and with, utility companies and other contractors whose work impacts this project.

#### Section 34 - Subcontracts

The Contractor shall not award any work to any subcontractor without prior written approval of the City. The approval will not be given until the Contractor submits to the City a written statement concerning the proposed award to the subcontractor. The statement shall contain all information the City may require.

The Contractor shall be as fully responsible to the City for the acts and omissions of its subcontractors, and of persons either directly or indirectly employed by them, as it is for the acts and omissions of persons directly employed by it.

The Contractor shall cause appropriate provisions to be inserted in all subcontracts relative to the work to bind subcontractors to the Contractor by the terms of the General Conditions and all other contract documents applicable to the work of the subcontractors and to give the Contractor the same power to terminate any subcontract that the City may exercise over the Contractor under any provision of the contract documents.

Nothing contained in the contract documents shall create any contractual relation between any subcontractor and the City.

#### Section 35 - Supervising Professional's Status

The Supervising Professional has the right to inspect any or all work. The Supervising Professional has authority to stop the work whenever stoppage may be appropriate to insure the proper execution of the Contract. The Supervising Professional has the authority to reject all work and materials which do not conform to the Contract and to decide questions which arise in the execution of the work.

The Supervising Professional shall make all measurements and determinations of quantities. Those measurements and determinations are final and conclusive between the parties.

#### Section 36 - Supervising Professional's Decisions

The Supervising Professional shall, within a reasonable time after their presentation to the Supervising Professional, make decisions in writing on all claims of the City or the Contractor and on all other matters relating to the execution and progress of the work or the interpretation of the contract documents.

### Section 37 - Storing Materials and Supplies

Materials and supplies may be stored at the site of the work at locations agreeable to the City unless specific exception is listed elsewhere in these documents. Ample way for foot traffic and drainage must be provided, and gutters must, at all times, be kept free from obstruction. Traffic on streets shall be interfered with as little as possible. The Contractor may not enter or occupy with agents, employees, tools, or material any private property without first obtaining written permission from its owner. A copy of the permission shall be furnished to the Supervising Professional.

### Section 38 - Lands for Work

The Contractor shall provide, at its own expense and without liability to the City, any additional land and access that may be required for temporary construction facilities or for storage of materials.

### Section 39 - Cleaning Up

The Contractor shall, as directed by the Supervising Professional, remove at its own expense from the City's property and from all public and private property all temporary structures, rubbish and waste materials resulting from its operations unless otherwise specifically approved, in writing, by the Supervising Professional.

### Section 40 - Salvage

The Supervising Professional may designate for salvage any materials from existing structures or underground services. Materials so designated remain City property and shall be transported or stored at a location as the Supervising Professional may direct.

### Section 41 - Night, Saturday or Sunday Work

No night or Sunday work (without prior written City approval) will be permitted except in the case of an emergency and then only to the extent absolutely necessary. The City may allow night work which, in the opinion of the Supervising Professional, can be satisfactorily performed at night. Night work is any work between 8:00 p.m. and 7:00 a.m. No Saturday work will be permitted unless the Contractor gives the Supervising Professional at least 48 hours but not more than 5 days notice of the Contractor's intention to work the upcoming Saturday.

### Section 42 - Sales Taxes

Under State law the City is exempt from the assessment of State Sales Tax on its direct purchases. Contractors who acquire materials, equipment, supplies, etc. for incorporation in City projects are not likewise exempt. State Law shall prevail. The Bidder shall familiarize itself with the State Law and prepare its Bid accordingly. No extra payment will be allowed under this Contract for failure of the Contractor to make proper allowance in this bid for taxes it must pay.

Section 43

**CONTRACTOR'S DECLARATION**

I hereby declare that I have not, during the period \_\_\_\_\_, 20\_\_\_, to

\_\_\_\_\_, 20\_\_\_, performed any work, furnished any materials, sustained any loss, damage or delay, or otherwise done anything in addition to the regular items (or executed change orders) set forth in the Contract titled Springwater Subdivision Improvements Project – Phase I, for which I shall ask, demand, sue for, or claim compensation or extension of time from the City, except as I hereby make claim for additional compensation or extension of time as set forth on the attached itemized statement. I further declare that I have paid all payroll obligations related to this Contract that have become due during the above period and that all invoices related to this Contract received more than 30 days prior to this declaration have been paid in full except as listed below.

There is/is not (Contractor please circle one and strike one as appropriate) an itemized statement attached regarding a request for additional compensation or extension of time.

\_\_\_\_\_

Contractor

Date

By

\_\_\_\_\_  
(Signature)

Its

\_\_\_\_\_  
(Title of Office)

Past due invoices, if any, are listed below.

**CONTRACTOR'S AFFIDAVIT**

The undersigned Contractor, \_\_\_\_\_, represents that on  
, 20\_\_\_\_\_, it was awarded a contract by the City of Ann Arbor, Michigan to  
\_\_\_\_\_ under the terms and conditions of a Contract titled Springwater Subdivision  
Improvements Project – Phase I.

The Contractor represents that all work has now been accomplished and the Contract is complete.

The Contractor warrants and certifies that all of its indebtedness arising by reason of the Contract has been fully paid or satisfactorily secured; and that all claims from subcontractors and others for labor and material used in accomplishing the project, as well as all other claims arising from the performance of the Contract, have been fully paid or satisfactorily settled. The Contractor agrees that, if any claim should hereafter arise, it shall assume responsibility for it immediately upon request to do so by the City of Ann Arbor.

The Contractor, for valuable consideration received, does further waive, release and relinquish any and all claims or right of lien which the Contractor now has or may acquire upon the subject premises for labor and material used in the project owned by the City of Ann Arbor.

This affidavit is freely and voluntarily given with full knowledge of the facts.

\_\_\_\_\_  
Contractor

By

\_\_\_\_\_  
(Signature)

Its

\_\_\_\_\_  
(Title of Office)

Subscribed and sworn to before me, on this \_\_\_\_ day of \_\_\_\_\_, 20 \_\_\_\_

\_\_\_\_\_, \_\_\_\_\_ County, Michigan

Notary Public

My commission expires on:

## **STANDARD SPECIFICATIONS**

All work under this contract shall be performed in accordance with the Public Services Department Standard Specifications in effect at the date of availability of the contract documents stipulated in the Advertisement. All work under this Contract which is not included in these Standard Specifications, or which is performed using modifications to these Standard Specifications, shall be performed in accordance with the Detailed Specifications included in these contract documents.

A copy of the Public Services Department Standard Specifications may be purchased from the Engineering Division, (Fourth Floor, City Hall, Ann Arbor, Michigan), for \$35.00 per copy. In addition, a copy of these Standard Specifications is available for public viewing at the Engineering Division office, for review Monday through Friday between the hours of 8:30 a.m. and 4:00 p.m.

Copies of the Standard Specifications can also be downloaded from the web link:

[http://www.a2gov.org/government/publicservices/project\\_management/privatedev/pages/standardspecificationsbook.aspx](http://www.a2gov.org/government/publicservices/project_management/privatedev/pages/standardspecificationsbook.aspx).



## **DETAILED SPECIFICATION FOR PROJECT SCHEDULE**

Examination of Plans, Specifications, and Work Site: Bidders shall carefully examine the Bid Form, plans, specifications and the work site until the Bidder is satisfied as to all local conditions affecting the contract and the detailed requirements of construction. The submission of the bid shall be considered prima facie evidence that the Bidder has made such examination and is satisfied as to the conditions to be encountered in performing the work and all requirements of the contract.

The entire work under this Contract shall be completed in accordance with, and subject to, the scheduling requirements as outlined below, and all other requirements of the Contract Documents.

1. By no later than **July 25, 2014** the Contractor shall submit a detailed schedule of work for the Engineer's review and approval. The proposed schedule must fully comply with the scheduling requirements contained in this Detailed Specification. The Contractor shall update the approved work schedule each week and present it to the Engineer at the weekly progress meeting.
2. The Contractor will receive two (2) copies of the Contract, for his/her execution, on or before **July 22, 2014**. The Contractor shall properly execute both copies of the Contract and return them, with the required Bonds and Insurance Certificate, to the City by **July 30, 2014**.
3. Contractor may begin construction on or before **August 4, 2014** and only after receiving the copy of executed contract documents and the Notice to Proceed from the City. Appropriate time extensions shall be granted if the Notice to Proceed is delayed due to the circumstances controlled by the City.
4. By **October 31, 2014** or within **eighty-eight (88)** calendar days from the date of Notice to Proceed for the work on Butternut and Nordman, the Contractor must install the new water main; all of the required service leads to the water main and complete all the remaining work under this Contract for Springwater Subdivision Improvements Project – Phase I including, but not limited to installation of the storm water sand filters, the restoration of all disturbed areas, permanent placement of hot mix asphalt and/or concrete, and the removal of any and all traffic control devices. Failure to complete all work as specified herein within the times specified herein, including time extensions granted thereto as determined by the Engineer, shall entitle the City to deduct from the payments due the Contractor, **\$350.00** in “Liquidated Damages”, and not as a penalty, for each and every calendar day beyond the allowed number of calendar days to complete the above specified work.

The Contractor may propose to adjust the limits or sequencing of construction in order to complete the work more efficiently. Changes to the recommended construction sequence must be approved in writing by the Engineer prior to construction and must assure all required coordination with other projects and time lines.

Time is of the essence in the performance of the work of this contract. The Contractor is expected to mobilize sufficient personnel and equipment, and work throughout all authorized hours in order to complete the project by the final completion date. Costs for the Contractor to organize, coordinate, and schedule all of the work of the project, will not be paid for separately, but shall be included in the bid price of the Contract Item “General Conditions.”

Failure to complete all work as specified herein within the times specified herein, including time extensions granted thereto as determined by the Engineer, shall entitle the City to deduct from the payments due the Contractor, **\$500.00** in Liquidated Damages, and not as a penalty, for delays in the completion of the work for each and every calendar day beyond the “Calendar Days to Complete” for each sub-phase, as detailed in the

table shown below.

Liquidated Damages will be assessed until the required work is completed in the current construction season. If, with the Engineer's approval, work is extended beyond seasonal limitations, the assessment of Liquidated Damages will be discontinued until the work is resumed in the following construction season.

### **PHASING SEQUENCE**

Begin road construction on Butternut Street and Nordman once all new water main for each stage has passed all required hydrostatic and bacteriological testing and all service leads for that stage have been transferred and are in operation.

In order to allow sufficient time to complete the road construction phase of the project, any water main installation not begun by **September 19, 2014** may, at the sole discretion of the Engineer, be postponed until the following construction season, or eliminated from this Contract entirely. If any portion of the project is postponed or eliminated, the Contractor must still complete all work on the remaining portion of the project, including paving up through the wearing course, within the current construction season. The Contractor will not be entitled to receive any additional compensation for the elimination or postponement of work from the enactment of this contract clause.

### **MEASUREMENT AND PAYMENT**

If the construction contract is not completed within the estimated 88 consecutive calendar days, and any extensions of time granted thereto, at the sole discretion of the City of Ann Arbor, this Contract may be terminated with no additional compensation due to the Contractor, and the Contractor may be forbidden to bid on future City of Ann Arbor projects for a period of at least three (3) years. If the Engineer elects to terminate the Contract, contract items paid for on a Lump Sum basis shall be paid up to a maximum percentage equal to the percentage of the contract work that has been completed.

Costs for the Contractor to organize, coordinate, and schedule all of the work of the project, will not be paid for separately, but shall be included in the bid price of the Contract Item "General Conditions, Max.\$\_\_\_\_\_." If the City elects to terminate this Construction Contract due to non-performance, contract items paid for on a Lump Sum basis will be pro-rated based on percentage equal to the percentage of the contract work completed.

# **DETAILED SPECIFICATION FOR MAINTENANCE OF TRAFFIC**

## **DESCRIPTION**

Traffic shall be maintained in accordance with the City of Ann Arbor Public Services Department Standard Specifications except as specified in Sections 104.11, 812, and 922 of the Michigan Department of Transportation (MDOT) 2012 Standard Specifications for Construction, the Michigan Manual of Uniform Traffic Control Devices, Latest Revised Edition (MMUTCD) and as amended herein.

The Contractor shall furnish, erect, maintain and, upon completion of the work, remove all traffic control devices and barricade lights within the project and around the perimeter of the project for the safety and protection of local traffic. This includes, but is not limited to, advance, regulatory, and warning signs; barricades and channeling devices at intersecting streets on which traffic is to be maintained; barricades at the ends of the project and at right-of-way lines of intersecting streets; changeable message signs; lighted arrow boards, and moving traffic control devices for construction operations. Payment shall be paid for as "Temporary Traffic Devices".

## **MATERIALS**

The materials and equipment shall meet the requirements specified in the corresponding sections of the MDOT 2012 Standard Specifications for Construction and MMUTCD.

## **Maintenance of Local Traffic**

Unless otherwise indicated on the plans, all side roads shall not be closed to through traffic except during construction operations of short duration and only upon written approval of the Engineer.

Local access shall be maintained at all times for emergency vehicles, refuse pick-up, mail delivery and ingress/egress to private properties.

Contractor must accommodate the safe access to the residential buildings and businesses located within construction area.

A lane-closure permit shall be obtained by the Contractor from the City Transportation Division, at least 48 hours in advance of any proposed lane or street closing.

The hours of work on all Local streets are 7:00 a.m. to 8:00 p.m., Monday through Saturday, or as specified on the lane-closure permit. No equipment will be allowed in the street before or after these hours. Local streets may only be closed to through traffic (local access only) with written authorization of the Engineer. Work must be completed each day such that all streets are re-opened to through traffic by 8:00 p.m. unless otherwise specified, directed, or authorized in writing by the Engineer. All major changes in traffic control shall be made either between 9:30 a.m. and 3:30 p.m., or between 7:00 p.m. and 6:30 a.m. in order to minimize interference with rush-hour traffic. All traffic controls must be in-place and ready for traffic each day by 6:30 a.m. and 3:30 p.m.

Driveways shall not be blocked for extended periods of time unless arrangements can be made with the affected property owner(s). When it becomes necessary to temporarily block driveways, the Contractor shall notify the affected property owners in advance to coordinate the work and allow sufficient time for vehicles to vacate from properties. It may be necessary to allow for vehicles to temporarily park in the roadway at locations that do not interfere with the Contractor's work. During these periods the owners of the respective

vehicles must be available to, with proper notice, move their vehicles if it becomes necessary to accommodate the work.

The Contractor shall maintain pedestrian traffic at all times covered under the pay item "General Conditions". For maintaining normal pedestrian traffic while performing sidewalk and driveway repair, Type I barricades shall be placed by the Contractor, as directed by the Engineer. "Sidewalk Closed" and/or "Cross Here" signs shall be placed, by the Contractor, when directed by the Engineer.

During the construction of the water main, storm sewer, and road reconstruction, parking of residences in the construction area will not be allowed. Temporary "No Parking" signs will be supplied by the City. Any vehicle parked in the construction zone shall be ticketed and towed at the owner's expense.

At times when it becomes necessary to temporarily obstruct local traffic during the performance of the work, the Contractor shall provide traffic regulation in conformance with Chapter 6E of the MMUTCD. A minimum of two traffic regulators are required. The cost of traffic regulation shall be included in the contract pay item "Temporary Traffic Devices"

The Contractor shall use quantities of dust palliative, maintenance aggregate, and cold patching mixture for use as temporary base, surfacing, and dust control at utility crossings, side roads and driveways (wherever required to maintain traffic), and where directed by the Engineer to maintain local access. The cost for the use of dust palliative, maintenance aggregate and HMA wedging mixture, as required and directed by the Engineer for maintenance of traffic and local access, shall be included in contract pay item "Item No 201, General Conditions, Max. \$ \_\_\_\_\_" and it will not be paid for separately.

Maintain access to all mailboxes for users and the U.S. Postal Service at all times. Mailboxes and newspaper boxes that are in the right of way where construction is to be performed shall be removed and reset immediately in a temporary location near the construction area that is approved by the Engineer. The Contractor may propose the temporary relocation of mail boxes, subject to the approval of the Engineer. In either case, the temporary relocation of mail boxes will not be paid for separately. There are 34 mailboxes located within the project grading limits that may need to be temporarily relocated and then re-established in their permanent locations. Upon completion of the construction, all mailboxes and newspaper boxes, including their supports, shall be repositioned in their permanent locations, outside of sand filters, as approved by the Engineer. This work shall be included in the contract unit price for the contract pay item "Item No 201, General Conditions, Max. \$ \_\_\_\_\_" and it will not be paid for separately.

The Contractor shall perform the work of this Contract while maintaining traffic in accordance with the Contract Documents as specified herein. No traffic shall be allowed on newly placed asphalt surfaces until rolling has been satisfactorily completed and the surface has cooled sufficiently to prevent damage from traffic. This is to be accomplished by traffic regulators and by relocating traffic control devices to prevent traffic from entering the work area until such time that it can be safely maintained without damaging the new construction. The Contractor shall provide traffic regulators in sufficient number to maintain traffic as described herein, and to keep traffic off sections being surfaced, and provide for safe travel at all times as directed by the Engineer.

Each pressure distributor, paver and roller shall be equipped with at least one approved flasher light which shall be mounted on the equipment so as to give a warning signal ahead and behind.

There may be areas where the Engineer directs the paving of less than the full width of a phase to stagger the paving joints and to accommodate changes in crown and/or cross-sectional dimensions/locations. In these locations the gravel base courses shall be constructed to the full area of the phase, and the Contractor shall place traffic control devices on the base course grade as necessary, and shall place, maintain, and remove maintenance aggregate (MDOT 21AA) all as necessary, and as directed by the Engineer, to maintain local traffic to side streets and drives.

The City will not allow any shut down of existing water mains without prior written approval of construction methods and timing of shut down, by the City of Ann Arbor and the Engineer. All water main valves are to be operated by City of Ann Arbor personnel.

The Contractor shall place portable, changeable message signs a minimum of one week prior to the start of construction in locations indicated by the Engineer.

**DETAILED SPECIFICATION  
FOR  
ITEM #201 – GENERAL CONDITIONS, MAX. \$115,000**

**DESCRIPTION**

This item shall include all work described and required by the Plans and Specifications for which no item of work is listed in the Bid Form, including but not limited to:

- Scheduling and organization of all work, subcontractors, suppliers, testing, inspection, surveying, and staking
- Coordination of, and cooperation with, other contractors, agencies, departments, and utilities
- Protection and maintenance of Utilities
- Placing, maintaining, and removing all soil erosion and sedimentation controls (as specified or as shown on project plans)
- Maintaining drainage
- Maintaining driveway drive openings, sidewalks, bike paths, mail deliveries, and solid waste/recycle pick-ups. This includes the placement and maintenance of gravel in driveway openings as directed by the Engineer
- Storing all materials and equipment off lawn areas
- Temporary relocation and final replacement/re-setting of mailboxes
- Site clean-up
- Coordination efforts to furnish various HMA mixtures as directed by the Engineer
- Coordination efforts to furnish and operate various-size vehicles/equipment as directed by the Engineer
- Furnishing and operating vacuum-type street cleaning equipment a minimum of once per week or more frequently as directed by the Engineer
- Furnishing and operating vacuum-type utility structure cleaning equipment
- Furnishing and operating both vibratory plate and pneumatic-type (“pogo-stick”) compactors
- Furnishing and operating a backhoe during all work activities
- Furnishing and operating a jackhammer and air compressor during all work activities
- Noise and dust control
- Mobilization(s) and demobilization(s)
- Furnishing submittals and certifications for materials and supplies
- Disposing of excavated materials and debris
- Removal of shrubs, brush, and trees less than 8” diameter as directed by Engineer
- Trimming of trees to accommodate intersection sight distance as shown on plans and directed by Engineer.
- Fencing to protect excavation over 1’ in depth during non-work hours and trees as shown on plans or as directed by the Engineer. The fencing must be a minimum of 36” high, be constructed of orange HDPE material, and reasonably secured to prevent access.
- All miscellaneous and incidental items such as overhead, insurance, and permits.
- Meeting all requirements relating to Debarment Certification, Davis Bacon Act, and Disadvantaged Business Enterprise, and providing the necessary documentation.

**MEASUREMENT AND PAYMENT**

This item of work will be paid for on a pro rata basis at the time of each progress payment. Measurement will be based on the ratio between work completed during the payment period and the total contract amount. When all of the work of this Contract has been completed, the measurement of this item shall be 1.0 Lump

Sum, minus any deductions incurred for inadequate performance as described herein. This amount will not be increased for any reason, including extensions of time, extras, and/or additional work.

The completed work as measured for this item of work will be paid for at the Contract Unit Price for the following Contract (Pay) Item:

**PAY ITEM**

**PAY UNIT**

General Conditions, Max. \$115,000

Lump Sum

The unit price for this item of work shall include all labor, material, and equipment costs to perform all the work specified in the Standard Specifications and as modified by this Detailed Specification.

# **DETAILED SPECIFICATION FOR ITEM #202 – DIGITAL AUDIO VISUAL COVERAGE**

## **DESCRIPTION**

This work shall include digital audiovisual record of the physical, structural, and aesthetic conditions of the construction site and adjacent areas as provided herein. This work will be performed for the entire project limits for Phase 2014 prior to the start of construction.

The audio-visual record shall be:

1. Of professional quality, providing a clear and accurate audio and visual record of existing conditions.
2. Prepared within the four (4) week period immediately prior to the start of construction
3. Furnished to the Engineer a minimum of one (1) week prior to bringing any materials or equipment within the areas described in this Detailed Specification.
4. Carried-out under the supervision of the Engineer.

The Contractor shall furnish one (1) copy of the completed audiovisual record to the Engineer. An index of the footage shall be included, including the street and house number, which will enable any particular area of the project to be easily found. This includes indexing the files according to street. The Contractor shall retain a second copy of the audiovisual record for his/her own use.

Any portion of the record determined by the Engineer to be unacceptable for the documentation of existing conditions shall be recorded again at the Contractor's sole expense prior to mobilizing onto the site.

## **PRODUCTION**

The audio-visual record shall be completed in accordance with the following minimum requirements:

1. DVD Format, No Editing – The audio-visual record shall be done in color using equipment that allows audio and visual information to be recorded. Editing of the digital record, other to provide stationing and annotation on address, shall not be allowed and the speed and electronics of the videotaping equipment and DVD shall be equal to the 1080p video-recording standard.
2. Perspective / Speed / Pan / Zoom – To ensure proper perspective, the distance from the ground to the camera lens shall not be less than 5 feet and the recording must proceed in the general direction of travel at a speed not to exceed 48 feet per minute. Pan and zoom rates shall be controlled sufficiently so that playback will ensure quality of the object viewed.
3. Display – The recording equipment shall have transparent time, date stamp and digital annotation capabilities. The final copies of the tape shall continuously and simultaneously display the time (hours:minutes:seconds) and the date (month/date/year) in the upper left-hand corner of the frame. Accurate project stationing, where applicable, shall be included in the lower half of the frame in standard format (i.e. 1+00). Below the stationing periodic information is to be shown, including project name, name of area shown, street address, direction of travel, viewing direction, etc.

If in the event, the stationing has not been established on-site, refer to the plans and approximate the proposed stationing.



4. Audio Commentary / Visual Features – Locations relative to project limits and landmarks must be identified by both audio and video means at intervals no less frequent than 100 feet along the recording route. Additional audio commentary shall be provided as necessary during recording to describe streets, buildings, landmarks, and other details, which will enhance the record of existing conditions.
5. Visibility / Ground Cover – The recording shall be performed during a time of day when good visibility is available. Recording shall not be performed during periods of precipitation or when snow, leaves, or other natural debris obstruct the area being recorded. The Contractor shall notify the Engineer in writing in the event that the weather or snow cover is anticipated to cause a delay in recording the audio-visual record.

**COVERAGE**

The audio-visual record coverage shall include the following:

1. General Criteria – This general criteria shall apply to all recording and shall include all areas where construction activities will take place or where construction vehicles or equipment will be operated or parked and or where materials will be stored. The recording shall extend an additional 50 feet outside of all areas of construction. The recording shall include all significant, existing man-made and natural features including driveways, sidewalks, utility covers, utility markers, utility poles, other utility features, traffic signal structures and features, public signs, private signs, fences, landscaping, trees, shrubs, other vegetation, and other similar or significant features.
2. Other Areas – The Contractor shall record at his sole expense other areas where, in his/her opinion, the establishment of a record of existing conditions is warranted. The Contractor shall notify the Engineer in writing of such areas.
3. Street List – This item shall include the recording of all of the streets as listed in the Detailed Specification for Progress Schedule and Construction Limits.

The Engineer may direct the recording of other minor areas not specified herein at the Contractor’s sole expense.

**AUDIOVISUAL RECORDING SERVICES**

The following companies are known to be capable of providing the audio-visual recording services required by this Detailed Specification and shall be utilized, unless the Contractor receives prior written approval from the Engineer to utilize another company of comparable or superior qualifications.

- Construction Video Media
- Midwest Company
- Topo Video, Inc.
- Video Media Corp

**MEASUREMENT AND PAYMENT**

The completed work as measured for these items of work will be paid for at the Contract Unit Prices for the following Contract (Pay) Items:

<b><u>PAY ITEM</u></b>	<b><u>PAY UNIT</u></b>
Digital Audiovisual Coverage	Lump Sum

Audiovisual Record Coverage shall include all labor, equipment, and materials required to perform the recording and to provide the finished audio-visual record to the Engineer. The unit price includes recording the entire project limits, for each and every street, as described above.

**DETAILED SPECIFICATION  
FOR  
ITEM #203 - MINOR TRAFFIC DEVICES, MAX. \$15,000**

**DESCRIPTION**

The work of Temporary Traffic Devices shall consist of protecting and maintaining vehicular and pedestrian traffic as shown on the plans, in the Maintenance of Traffic specification, and as directed by the Engineer, in accordance with Sections 103.05, 103.06, and 812 of the 2012 MDOT Standard Specifications for Construction; Part 6 of the Michigan Manual of Uniform Traffic Control Devices, Latest Revised Edition (MMUTCD); and the City Standard Specifications, except as modified herein. These devices include, but not limited to, advance, regulatory, and warning signs; barricades and channeling devices at intersecting streets on which traffic is to be maintained; barricades at the ends of the project and at right-of-way lines of intersecting streets; changeable message signs; lighted arrow boards; sign/signal covers and pavement marking cover tape for construction operations.

The work of Minor Traffic Devices shall include, but not be limited to:

- The furnishing and operating of miscellaneous signs, warning devices, flag-persons, and cones;
- The operation of additional signs furnished by the City;
- Furnishing and installing meter bags;
- Coordinating with the City to have meter heads removed and reinstalled;
- Maintaining pedestrian traffic;
- Temporarily covering traffic controls;
- Temporarily covering existing signs as directed;
- Any and all other miscellaneous and/or incidental items which are necessary to properly perform the work.

The Contractor shall maintain vehicular and pedestrian traffic during the work by the use of flag-persons, channelizing devices, and signs as necessary, as directed by the Engineer, and in accordance with MMUTCD. Typical applications for maintaining pedestrian traffic in accordance with the MMUTCD are included in this detailed specification.

**MATERIALS, EQUIPMENT, AND CONSTRUCTION METHODS**

**General**

Materials and equipment shall meet the requirements specified in the above-designated sections of the MDOT Standard Specifications.

All temporary traffic/pedestrian control devices furnished by the Contractor shall remain the property of the Contractor. The City shall not be responsible for stolen or damaged signs, barricades, barricade lights or other traffic maintenance items. The Contractor shall replace missing traffic control devices immediately, at no additional cost to the City.

All existing signs, and signs erected by the City of Ann Arbor on this project shall be preserved, protected, and maintained by the Contractor. Existing City owned signs which are damaged by the Contractor during the work will be repaired by the City at the Contractor's expense.

The Contractor shall temporarily cover conflicting traffic and/or parking signs when directed by the Engineer.

When traffic control devices have been damaged by, or due to, the negligence of the Contractor, his

subcontractors or material suppliers, the traffic control devices shall be replaced at the Contractor's expense.

Lighted Plastic Drums; Barricades; Temporary Signs; Portable Changeable Message Signs; Lighted Arrow Boards; Pavement Marking Cover Tape; Temporary Pavement Markings

The Contractor shall furnish and operate these items as directed by the Engineer.

Traffic control devices meeting current MDOT and MMUTCD specifications shall be used on this project.

Lighted plastic drums shall be sufficiently ballasted to minimize tipping.

Type I and III barricades shall have standard orange-and-white stripes on both sides of the barricade.

Sufficient signs shall be provided by the Contractor to ensure the safety of the workers and the general public in accordance with the current MMUTCD.

"Road Work Ahead" warning signs shall be placed, as indicated on the Plans, or as directed by the Engineer, prior to the start of work, regardless of the nature, magnitude or duration of the work.

Removable black pavement marking cover tape shall be used to cover conflicting pavement markings as directed by the Engineer.

Temporary pavement markings may be used within transition areas as directed by the Engineer and shall be removable.

**MEASUREMENT AND PAYMENT**

This item of work will be paid for on a pro rata basis at the time of each progress payment. Measurement will be based on the ratio between work completed during the payment period and the total contract amount. When all of the work of this Contract has been completed, the measurement of this item shall be 1.0 Lump Sum.

The completed work as measured for this item of work will be paid for at the Contract Unit Price for the following Contract (Pay) Item:

**PAY ITEM**

Minor Traffic Devices, Max \$15,000

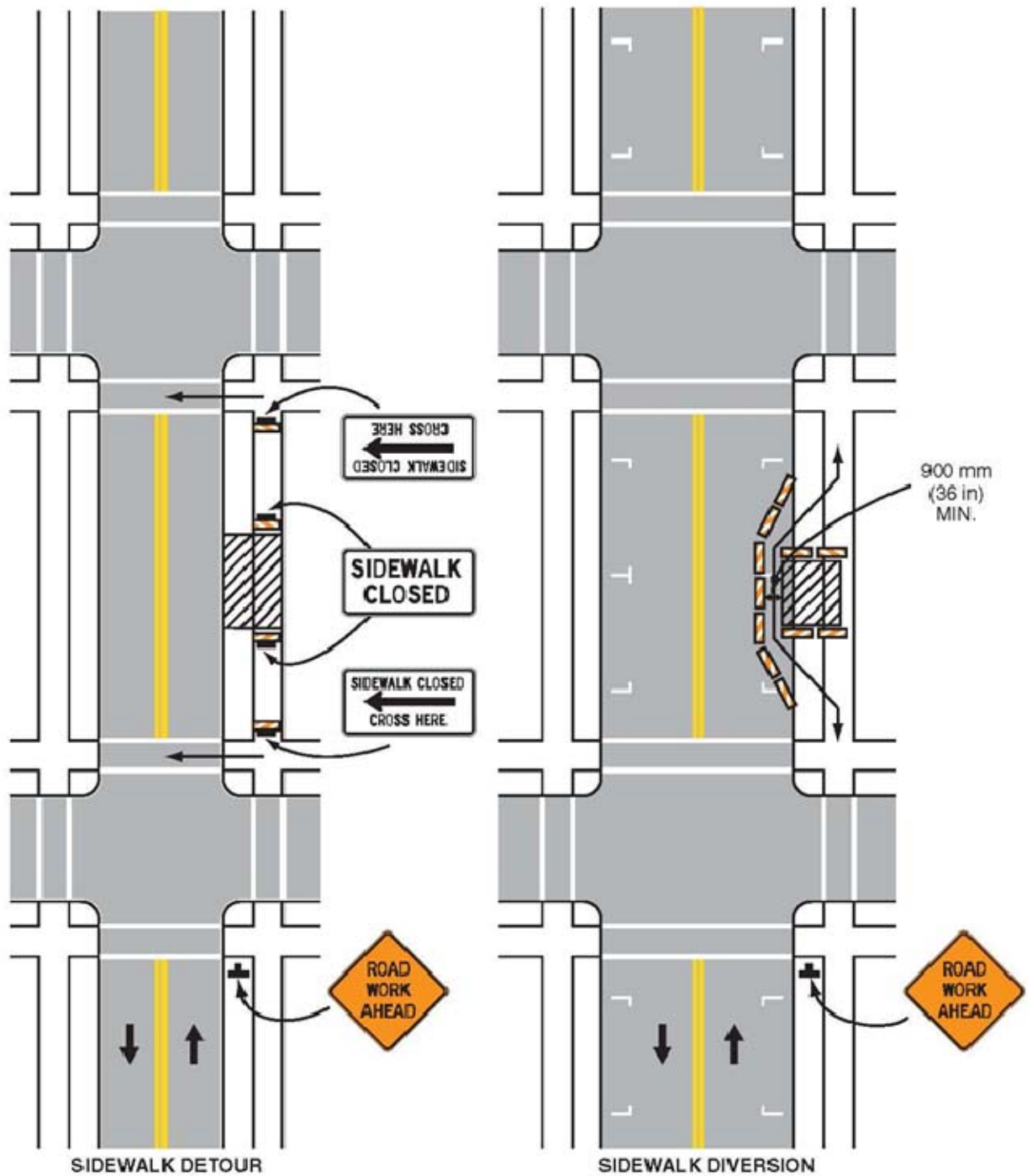
**PAY UNIT**

Lump Sum

The unit price for this item of work shall include all labor, material, and equipment costs to perform all the work specified in the Standard Specifications and as modified by this Detailed Specification.



Figure 6H-28. Sidewalk Detour or Diversion (MI) (TA-28)

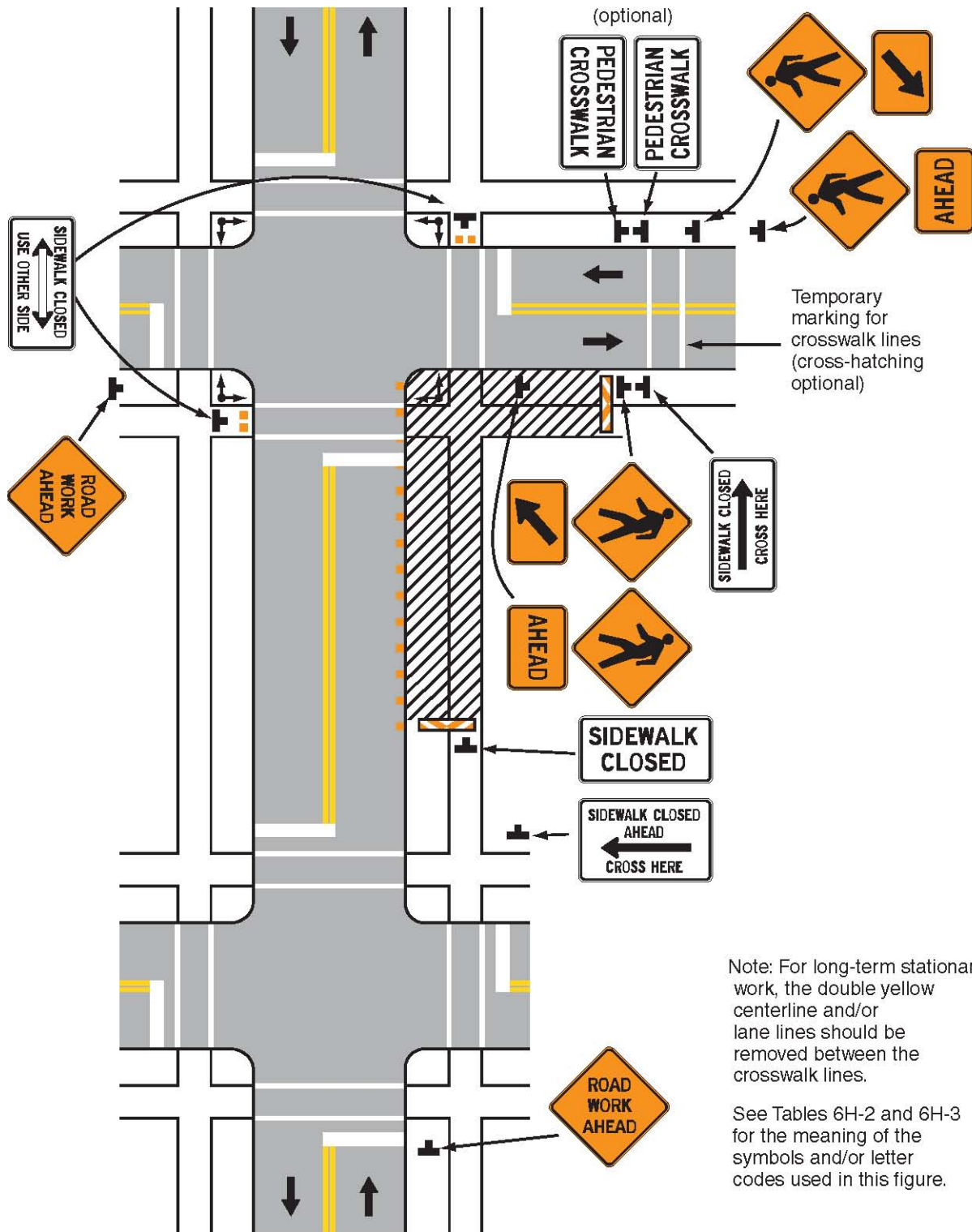


**Typical Application 28**

Note: See Tables 6H-2 and 6H-3 for the meaning of the symbols and/or letter codes used in this figure.

Page 6H-62 (MI) 2011 Edition

Figure 6H-29. Cross walk Closures and Pedestrian Detours (MI) (TA-29)



Note: For long-term stationary work, the double yellow centerline and/or lane lines should be removed between the crosswalk lines.

See Tables 6H-2 and 6H-3 for the meaning of the symbols and/or letter codes used in this figure.

Typical Application 29

**DETAILED SPECIFICATION  
FOR  
ITEM #204 – CLEAN-UP AND RESTORATION, SPECIAL**

**DESCRIPTION**

This item of work shall conform to Division IX, Section II, Clean-Up & Restoration of the Public Services Area Standard Specifications, except as specified herein.

This work shall include the removal of all surplus materials from the site including; but not limited to; tools, dirt, rubbish, construction debris, and excess excavated material. This work shall also include the restoration of all existing lawn areas, road surfaces, culverts, drives, and sidewalks disturbed by the work. This work includes placing topsoil, fertilizer, seeding, and furnishing and installing mulch blankets on all disturbed areas as approved by the Engineer except for sand filter areas, which have separate surface restoration pay items. Mulch blankets are required on all seeded areas.

**MATERIALS**

The materials shall meet the requirements specified in the MDOT 2012 Standard Specifications as designated, as specified herein, and as approved by the Engineer:

- Seed shall be THM (Turf Loamy to Heavy) seed mixture as described in MDOT Table 816-1.
- Fertilizers shall be a Class A. The percentages by weight shall be 12- 12- 12, or as approved by the Engineer.
- Water used shall be obtained from fresh water sources and shall be free from injurious chemicals and other toxic substances.
- Mulch blankets shall be High Velocity Straw Mulch Blankets as specified in MDOT section 917.

**MAINTENANCE AND ACCEPTANCE**

It is the responsibility of the Contractor to establish a dense lawn of permanent grasses, free from mounds and depressions prior to final acceptance and payment of this project. Any portion of a seeded area that fails to show a uniform germination shall be reseeded. Such reseeding shall be at the Contractor's expense and shall continue until a dense lawn is established. The Contractor is responsible for restoring all areas disturbed by his construction.

The Contractor shall maintain all lawn areas until they have been accepted by the Engineer. Lawn maintenance shall begin immediately after the grass seed is in place and continue until final acceptance with the following requirements:

Lawns shall be protected and maintained by watering, mowing, and reseeding as necessary, until the period of time when the final acceptance and payment is made by the Engineer for the project, to establish a uniform, weed-free, stand of the specified grasses. Maintenance includes furnishing and installing additional topsoil, and reseeding all as may be required to correct all settlement and erosion until the date of final acceptance.

Damage to seeded areas resulting from erosion shall be repaired by the Contractor at the Contractor's expense. Scattered bare spots in seeded areas will not be allowed over three (3) percent of the area nor greater than 6"x 6" in size.

When the above requirements have been fulfilled, the Engineer will accept the lawn.

Cleanup and Restoration must be performed upon the completion of each stage of work and not as one single operation at the completion of the entire project.

**MEASUREMENT AND PAYMENT**

Measurement and payment for this item of work shall conform to Division IX, Section 2, Clean-Up & Restoration of the Public Services Area Standard Specifications except as modified herein.

The completed work for “Clean-Up & Restoration, Special” will be paid for on a lump sum (LS) basis. 80% of said lump sum shall be paid upon completion and approval of the site by the Engineer. By May 31<sup>st</sup> of the year following the completion of the project, the Engineer will inspect the seeded turf to ensure that the end product is well established; weed free, and in a growing and vibrant condition. If the Engineer determines that the restored areas meet the project requirements, the remaining 20% of the lump sum will be paid. If the Engineer determines that the restored areas do not meet the project requirements, the Contractor will continue with any and all measures necessary to meet the project requirements. All costs associated with the remedial measures shall be borne entirely by the Contractor.

**Pay Item**

**Pay Unit**

Clean-Up & Restoration, Special

LS



**DETAILED SPECIFICATION  
FOR  
ITEM #205 – “NO PARKING” SIGNS**

**DESCRIPTION**

This work shall consist of installing, maintaining and removing of "No Parking" signs and posts, as outlined herein and as referenced on the plans. "No Parking" signs shall be installed in accordance with the Public Services Department Standard Specifications and the most recent version of the Michigan Manual of Uniform Traffic Control Devices (MMUTCD).

**MATERIAL**

All materials for this work shall conform to the requirements of the Public Services Department Standard Specifications.

**CONSTRUCTION METHODS**

Prior to the commencement of any construction activity, the Contractor will be required to place "No Parking" signs where directed by the Engineer. The Contractor shall obtain a permit for "Permission to Prohibit On-Street Parking" from the City of Ann Arbor Project Management Unit. This permit shall be obtained a minimum of 48 hours prior to the posting of "No Parking" signs.

The City will furnish "No Parking" signs to the Contractor at no cost. The Contractor shall furnish the signposts and shall securely bolt the signs to the signposts as directed by the Engineer. The Contractor shall install the signposts at least two feet deep into the ground, and there shall be a minimum 6-foot and maximum 7-foot clearance maintained between the bottom of the sign and the ground. The signs are to be placed at 150-foot intervals (or as necessary) to eliminate parking in the construction area.

The installation of "No Parking" signs shall be in accordance with the permit. "No Parking" signs shall be installed by the Contractor, as directed by the Engineer, at least 24 hours prior to the proposed start-of-work/enforcement date. "No Parking" signs shall be returned to the City at the completion of the work. The cost of unreturned signs will be backcharged to the Contractor. "No Parking" signs shall be covered by the Contractor, thereby allowing on-street parking, until between 24 and 36 hours prior to the start of the work. "No Parking" signs shall be covered by the Contractor whenever there is no work being performed for a period of time longer than 72 hours.

**MEASUREMENT AND PAYMENT**

The unit price for this item of work shall include all labor, material, and equipment costs to perform all the work specified in the Standard Specifications and as modified by this Detailed Specification.

"No Parking" signs will be measured as the maximum number installed on each street at any one time. The unit price includes the removal and return of "No Parking" signs to the City upon completion of the project. The Contractor shall be backcharged for the replacement costs for damaged or unreturned signs.

<b><u>PAY ITEM</u></b>	<b><u>PAY UNIT</u></b>
“No Parking” Signs	Each

# **DETAILED SPECIFICATION FOR STANDARD CONTRACT LANGUAGE FOR CLEAN WATER AND DRINKING WATER STATE REVOLVING FUND PROJECTS**

## **Description**

### ***Davis-Bacon***

This project will receive financing with assistance from the State of Michigan Clean Water Revolving Funds and must comply with P.L. 111-88, which requires compliance with the Davis Bacon Act and adherence to the current U.S. Department of Labor Wage Decision. Attention is called to the fact that not less than the minimum salaries and wages as set forth in these Contract Documents (see General Decision included in Appendix A) must be paid on this project. The Contractor on the job site must post the General Wage Decision, including modifications. A copy of the Federal Labor Standards Provisions is included and is hereby a part of this contract.

The appropriate Wage Decision was obtained from the United States Department of Labor (DOL) at: <http://www.access.gpo.gov/davisbacon/index.html>.

At the request of the City, any contractor or subcontractor shall provide satisfactory proof of compliance with this specification, including certified payrolls and wage rate interviews.

Notwithstanding any other provision of this contract, any failure to comply with the requirements of this Detailed Specification by the Contractor, shall permit the City to recover as damages, and not as penalty, against the Contractor any loss, expense or cost (including without limitation, attorney's fees) incurred by the City resulting from any such failure (including without limitation any impairment or loss of funding, whether in whole or in part, from the State or any damages owed to the State by the City).

### ***Disadvantaged Business Enterprises (DBE)***

Prime contractors bidding on this project must follow, document, and maintain documentation of their Good Faith Efforts, as outlined in Appendix A, to ensure that Disadvantaged Business Enterprises (DBEs) have the opportunity to participate in the project by increasing DBE awareness of procurement efforts and outreach. Bidders must make the Good Faith Efforts outlined in Appendix A, for any work that will be subcontracted.

### ***Buy American***

The Contractor acknowledges to and for the benefit of the City of Ann Arbor, ("Purchaser") and the State of Michigan (the "State") that it understands the goods and services under this Agreement are being funded with monies made available by the State Revolving Fund and/or the Drinking Water Revolving Fund and such law contains provisions commonly known as "Buy American;" that requires all iron and steel products used in the project be produced in the United States ("Buy American Requirements") including iron and steel provided by the Contractor pursuant to this Agreement.

The Contractor will be required to represent and warrant to and for the benefit of the Purchaser and the State that:

- (a) the Contractor has reviewed and understands the Buy American Requirements,
- (b) all iron and steel used in the project will be and/or have been produced in the United States in a manner that complies with the Buy American Requirements, unless a waiver of the requirements is approved or the State made the determination in writing that the Buy American requirements do not apply to the project, and (c) the Contractor will provide any further verified information, certification or assurance of compliance with this paragraph, or information necessary to support a waiver of the Buy American requirements, as may be requested by the Purchaser.

Notwithstanding any other provision of this Agreement, any failure to comply with this paragraph by the Contractor shall permit the Purchaser or State to recover as damages against the Contractor any loss, expense or cost (including without limitation attorney's fees) incurred by the Purchaser or State resulting from any such failure (including without limitation any impairment or loss of funding, whether in whole or in part, from the State or any damages owed to the State by the Purchaser). While the Contractor has no direct contractual privity with the State, as a lender to the Purchaser for the funding of its project, the Purchaser and the Contractor agree that the State is a third-party beneficiary and neither this paragraph (nor any other provision of this Agreement necessary to give this paragraph force or effect) shall be amended or waived without the prior written consent of the State.

### **Measurement and Payment**

All costs associated with complying with the requirements of this Detailed Specification will not be paid for separately, but shall be included in the item of work "General Conditions."

Please note that the following appended documents are part of this Detailed Specification:

Appendix A: Standard Contract Language for Clean Water and Drinking Water State Revolving Fund

The Contractor shall dispose of, at the Contractor's expense, all excavated material. Costs for this work will not be paid for separately, but shall be included in the bid price of the Contract Item "General Conditions."

## **DETAILED SPECIFICATION FOR COORDINATION AND COOPERATION WITH OTHERS AND WORK BY OTHERS**

The Contractor is reminded as to the requirements of article 104.07 of the 2012 edition of the MDOT Standard Specifications, "Cooperation by the Contractor."

The Contractor shall directly coordinate his/her work with individual City Departments/Divisions/Units.

The Contractor is hereby notified that the City of Ann Arbor Field Services Unit may be installing traffic control conduits, traffic signal sensors, and the like, at various locations.

No additional compensation will be paid to the Contractor, and no adjustments to contract unit prices will be made, due to delays and/or the failure of others in the performance of their work, nor for delays due to the encountering of existing utilities that are, or are not, shown on the Plans.

The following Utility Owners may have overhead and/or underground facilities located within the Right-of-Way:

- The City of Ann Arbor
- DTE - MichCon (Michigan Consolidated Gas Company)
- DTE - Edison (Detroit Edison Company)
- SBC - (Ameritech)
- Comcast
- MCI Communications
- Sprint Communications
- The University of Michigan

**On all projects:**

**"3 Working Days before you Dig - Call MISS DIG - Toll Free" Phone No. 1-800-482-7171.**

The Owners of public or private utilities which will not interfere with the completed project and which do not present a hazard to the public or an extraordinary hazard to the Contractor's operations will not be required to move their facilities on or from the street right-of-way.

Stoppages created solely by the operations of the utility companies which delay utility revisions on any portion of this project may be considered as a basis of claim for an extension of time for project completion.

Costs for this work will not be paid for separately, but shall be included in the bid price of the Contract Item "General Conditions."

## **DETAILED SPECIFICATION FOR SOIL EROSION CONTROL**

The Contractor shall furnish, place, maintain and remove soil erosion and sedimentation control measures, including but not limited to, silt fence and fabric filters at all drainage structures, all in accordance with all applicable City (and other governmental agencies) codes and standards, as directed by the Engineer, as detailed in the Standard Specifications, and as shown on the Plans.

### **DESCRIPTION**

This work consists of installing and maintaining inlet filters in accordance with Section 208 of the 2012 Michigan Department of Transportation Standard Specifications for Construction and as shown on the plans. Filters shall be installed in existing and proposed inlets in order to minimize the erosion of soil and the sedimentation of water courses. The related work includes the installation, maintenance and removal of the filter cloth, cleaning as required during the performance of the project work, removing and disposing of accumulated sediment, and replacement of filters if required by the Engineer so as to provide a properly working inlet filter and a well-drained site.

### **MATERIALS**

The inlet filters shall be in accordance with the REGULAR FLOW SILTSACK® manufactured by ACF Environmental (800) 448-3636; FLEXSTORM® Style FX manufactured by Advanced Drainage Systems, Inc. (800) 821-6710; CATCH-ALL® manufactured by Price & Company (866) 960-4300, or Engineer approved equal.

### **METHODS OF CONSTRUCTION**

The Contractor shall install, maintain, clean, and re-install and/or replace inlet filters in accordance with the manufacturer's specifications and as directed by the Engineer. The Contractor shall dispose of debris off-site.

Costs for this work will not be paid for separately, but shall be included in the bid price of the Contract Item "General Conditions."

**DETAILED SPECIFICATION  
FOR  
VACUUM TYPE STREET AND  
UTILITY STRUCTURE CLEANING EQUIPMENT**

The Contractor shall furnish and operate throughout the construction period, vacuum type street cleaning and utility structure cleaning equipment (Vac-All, Vactor, etc.) approved by the Engineer, as and when directed by the Engineer for dust control, for dirt/debris control, and for street cleaning immediately prior to, and for street and utility structure cleaning after any and all paving. The cleaning equipment shall be of sufficient power to remove dust, dirt, and debris from the pavement and from utility structures in and adjacent to the construction area.

Costs for this work will not be paid for separately, but shall be included in the bid price of the Contract Item "General Conditions."

## **DETAILED SPECIFICATION FOR MATERIALS AND SUPPLIES CERTIFICATIONS**

The following materials and supplies shall be certified by the manufacturer or supplier as having been tested for compliance with the Specifications:

- HMA materials
- Hot-poured Joint Sealants
- Cements, coatings, admixtures and curing materials
- Sands and Aggregates
- Steel and Fabricated metal
- Portland Cement Concrete Mixtures
- Reinforcing Steel for Concrete
- Reinforcing Fibers for Concrete
- Pre-cast Concrete products
- Sanitary Sewer Pipe
- Storm Sewer Pipe
- Water Main Pipe
- High Density Polyethylene Pipe
- Edge Drain and Underdrain Pipe
- Geotextile Filter Fabric and Stabilization Fabric/Grids

The Contractor shall submit all certifications to the Engineer for review and approval a minimum of three business days prior to any scheduled delivery, installation, and/or construction of same.

Costs for this work will not be paid for separately, but shall be included in the bid price of the Contract Item "General Conditions."

**DETAILED SPECIFICATION  
FOR  
DEBARMENT CERTIFICATION**

**DESCRIPTION**

This project will receive financial assistance from the Clean Water Revolving Funds. Therefore, a completed and signed debarment certification form attached herein ("Certification Regarding Debarment, Suspension, and Other Responsibility Matters") is required from each contractor or sub-contractor who will provide a service of \$25,000 or more prior to commencing work on this project.

**MEASUREMENT AND PAYMENT**

All costs associated with complying with the requirements of this Detailed Specification will not be paid for separately, but shall be included in the item of work "General Conditions."



## **Certification Regarding Debarment, Suspension, and Other Responsibility Matters**

The prospective participant certifies, to the best of its knowledge and belief, that it and its principals:

- (1) Are not presently debarred, suspended, proposed for debarment, declared ineligible, or voluntarily excluded from participation in transactions under federal non procurement programs by any federal department or agency;
- (2) Have not, within the three year period preceding the proposal, had one or more public transactions (federal, state, or local) terminated for cause or default; and
- (3) Are not presently indicted or otherwise criminally or civilly charged by a government entity (federal, state, or local) and have not, within the three year period preceding the proposal, been convicted of or had a civil judgment rendered against it:
  - (a) For the commission of fraud or a criminal offense in connection with obtaining, attempting to obtain, or performing a public transaction (federal, state, or local) or a procurement contract under such a public transaction;
  - (b) For the violation of federal or state antitrust statutes, including those proscribing price fixing between competitors, the allocation of customers between competitors, or bid rigging; or
  - (c) For the commission of embezzlement, theft, forgery, bribery, falsification or destruction of records, making false statements, or receiving stolen property.

I understand that a false statement on this certification may be grounds for the rejection of this proposal or the termination of the award. In addition, under 18 U.S.C. §1 001, a false statement may result in a fine of up to \$10,000 or imprisonment for up to five years, or both.

\_\_\_\_\_  
Name and Title of Authorized Representative

\_\_\_\_\_  
Name of Participant Agency or Firm

\_\_\_\_\_  
Signature of Authorized Representative

\_\_\_\_\_  
Date

I am unable to certify to the above statement. Attached is my explanation.

**DETAILED SPECIFICATION  
FOR  
CONTRACT DRAWINGS/PLANS**

Bidders shall carefully check and review all Drawings, plans, and specifications, and advise the Engineer of any errors or omissions discovered. The Drawings/Plans may be supplemented by such additional Drawings/Plans and sketches as may be necessary or desirable as the work progresses. The Contractor shall perform all work shown on any additional or supplemental Drawings/Plans issued by the Engineer.

Bidders shall carefully examine the Bid Form, preliminary layouts, specifications, and the work sites until the Bidder is satisfied as to all local conditions affecting the contract and the detailed requirements of construction. The submission of the bid shall be considered prima facie evidence that the Bidder has made such examination and is satisfied as to the conditions to be encountered in performing the work and all requirements of the contract.

**DETAILED SPECIFICATION  
FOR EXISTING  
SOIL BORING AND PAVEMENT SECTION DATA**

Data pertaining to existing soil borings and pavement sections which may be included in these Contract Documents are provided to help the Engineer and Contractor determine the soil conditions existing within the construction area. The City in no way guarantees existing conditions to be the same as shown in the data. The Contractor is solely responsible for any and all conclusions he/she may draw from the data.

**DETAILED SPECIFICATION  
FOR  
WORKING IN THE RAIN OR IN THE DARK**

***Working in the Rain***

The Contractor shall not work in the rain unless authorized in writing by the Engineer.

The Engineer may delay or stop the work due to threatening weather conditions.

The Contractor shall not be compensated for unused materials or downtime due to rain, or the threat of rain.

The Contractor is solely responsible for repairing all damages to the work and to the site, including road infrastructures, road subgrades, and any adjacent properties, which are caused as a result of working in the rain.

***Working in the Dark***

The Contractor shall not work in the dark except as approved by the Engineer.

The Engineer may stop the work, or may require the Contractor to defer certain work to another day, if, in the Engineer's opinion, the work cannot be completed within the remaining daylight hours, or if inadequate daylight is present to either properly perform or inspect the work.

The Contractor will not be compensated for unused materials or downtime, when delays or work stoppages are directed by the Engineer for darkness and/or inadequate remaining daylight reasons.

The Contractor is solely responsible for repairing all damages to the work and to the site, including road infrastructures, road subgrades, and any adjacent properties, which are caused as a result of working in the dark.

**DETAILED SPECIFICATION  
FOR  
QUANTITIES AND UNIT PRICES**

Quantities as given are approximate and are estimated for bidding purposes. Quantities are not guaranteed and may vary by any amount. While it is the City's intent to complete the project substantially as drawn and specified herein, quantities may be changed or reduced to zero for cost savings or other reasons. **The City reserves the right to change the quantities, delete streets, or add streets, and no adjustment in unit price will be made for any change in any quantity.**

# **DETAILED SPECIFICATION FOR WATER MAIN INSTALLATION AND TESTING**

## **DESCRIPTION**

This Detailed Specification is intended to supplement the current City of Ann Arbor Standard Specifications for Construction with regard to water main installation and hydrologic and bacteriologic testing. It is also intended to establish minimum requirements for the work that the Contractor is responsible to follow.

## **CONSTRUCTION METHODS**

During the delivery, handling, installation, and testing of the water main, the Contractor shall comply with the following requirements:

1. Keep all pipe clean and neatly stacked a minimum of six-inches off of the ground at all times. Ends of pipe shall be covered to prevent entry of dust, dirt, small animals, and any other objectionable matter at all times. During installation of the water main and all appurtenances no dirt, soil, or non-potable water shall be allowed to enter the pipe. If dirt, soil, or non-potable water does enter the pipe, the Contractor shall completely remove it prior to installing the next segment of pipe. Segments of pipe that have visible signs of contamination including, but not limited to; soil, dirt, mud, oil, grease, solvents, animal droppings, etc. shall have all visible traces of the offending substance completely removed by the Contractor in a manner acceptable to the Engineer. Sections of pipe or fittings that have been marked by the Engineer for cleaning shall not be approved for installation until such time as the Engineer has again approved them for use on the project. Acceptable methods of cleaning include flushing and/or power washing, compressed air, or other methods that the Engineer may approve. Approval by the Engineer of a cleaning method shall not be construed by the Contractor to include acceptance of the water main for the purposes of placing it into service. Water main pipe and fittings that have been placed shall remain covered on the advancing end until the next segment of pipe is connected. The Contractor may uncover no more than three segments of pipe in advance of placement. Water main pipe and fittings that have been laid out further in advance of the installation operation must remain covered.
2. Gasket lubricant shall only be applied immediately before connection to the next segment of pipe. Pipe with lubricant applied shall not come in contact with the ground. If the lubricated portion of the pipe end contacts the ground, it shall be thoroughly cleaned to the satisfaction of the Engineer, prior to its installation.
3. All water main shall be swabbed in accordance with the requirements of Section 3H, Flushing and Swabbing, of the current edition of the City of Ann Arbor Public Services Department Standards. During swabbing of the water main, the swab shall be flushed through the pipe in accordance with the manufacturer's recommendations and in a manner that is acceptable to the Engineer. The Contractor shall submit the product data of the swab from the manufacturer, for review and approval by the Engineer, at or before the pre-construction meeting.
4. Swabbing of the water main shall be followed immediately by flushing of the pipe so that any disturbed particles are washed out before they can resettle. The pipe shall be flushed in accordance with Section 3H, Flushing and Swabbing, of the current edition of the City of Ann Arbor Public Services Department Standard Specifications. The pipe shall be flushed until the water runs clear for a minimum of fifteen minutes or until two full pipe volumes have been flushed (whichever is longer.) Flushing from the existing water main that is to be replaced shall not be allowed.

5. During the chlorination process, the proper level of chlorination must be achieved throughout the entire length pipe. Chlorine levels shall be checked at intermediate locations as directed by the Engineer and the Contractor shall add chlorine until such time as the required levels are achieved at all points. The “plug method” of chlorinating the pipe shall not be allowed. The Contractor shall chlorinate the proposed water main to a minimum residual concentration of 100 parts per million with commercial liquid chlorine solution. The chlorine concentrate shall be a minimum of 10% chlorine (sodium hypochlorite) by volume. Solid chlorine “pellets” or powder shall not be allowed. Any chlorine containing compound used on the project shall be approved by the Engineer. The minimum recommended dosage of chlorine (sodium hypochlorite) is as follows (based on 10% available chlorine):

**Recommended Minimum Chlorine Dosage to Disinfect 100 L.F. of Pipe**

<u>Pipe Diameter</u>	<u>10% Chlorine Solution (gallons)</u>
6	0.306
8	0.544
10	0.852
12	1.226
16	2.180
20	3.406
24	4.904

6. Bacteriological testing shall be performed by the City with the Contractor present. The Engineer shall determine the number, location, and type of testing points for each section of water main being tested. Bacteriological samples shall only be drawn from copper or brass sampling points. The use of galvanized steel blow-offs or sampling points are strictly prohibited. Obtaining bacteriological samples from fire hydrants will not be allowed.
7. If a new water main fails two consecutive sets of bacteriological tests, the Engineer may require the Contractor to re-swab the water main in accordance with Section 3H, Flushing and Swabbing, as described above. Additional flushing, prior to subsequent bacteriological sampling will also be required. The required additional swabbing and flushing of the water main by the Contractor shall be performed at no additional cost to the City of Ann Arbor.

**MEASUREMENT AND PAYMENT**

Payment for all labor, materials, and equipment that is required to comply with this Detailed Specification shall be considered as part of the unit price as bid for each respective water main pipe and fitting and will not be paid for separately.

Payment for all water main pipe shall be as follows:

The Contractor shall be paid for 50% of the water main pipe installed upon satisfactory completion of the installation and backfilling of the water main pipe. The remaining 50% shall be paid upon successful completion of all required bacteriological testing, the water main has been placed into service, and all water service leads have been connected and are in service.

**DETAILED SPECIFICATION  
FOR  
ASPHALTIC SEAL COATINGS  
DUCTILE IRON PIPE FITTINGS**

**DESCRIPTION**

The Contractor may not operate City water main valves. For valve operation, contact the City of Ann Arbor Public Services Area. It is recommended that the Contractor request that the existing valves, which will need to be operated in order to perform the water main work, are checked in advance of the work to ensure that they operate properly.

Several items of work on this project require coordination with the City of Ann Arbor Public Services Area (The City). The Contractor shall notify the City three (3) full working days in advance of any items requiring coordination with the City.

The Contractor shall complete the water main work in a manner which minimizes the disruption of water service. Water quality issues arise and treatment costs increase when the well field system is taken off line. No shut downs at the well field shall occur on Saturdays or Sundays. Shut downs shall not be for longer than 8.0 hours for any given shutdown event. Liquidated damages as detailed and described on page C-2 of these documents shall apply to any shut downs that occur on Saturday or Sunday or for a period of time longer than 8.0 hours in any given 24 hour period.

The Contractor shall be responsible for coordination with the City of Ann Arbor Public Services Area for the installation of 1-inch corporations in the gate wells to be used for testing and filling of new main. The Contractor shall pay the City of Ann Arbor's Field Operations Unit all costs associated with installing the corporations.

The Contractor must have all materials, fittings, pumps and other miscellaneous equipment, and personnel on site before the City of Ann Arbor Public Services Area personnel will prepare and shutdown an existing main.

The Contractor shall dig-up and expose utility crossings 60-feet in advance of laying any water main pipe in their vicinity. This will allow the Engineer to adjust the grade of the water main, if possible, to avoid the existing utilities. The costs of the advance excavations, and related costs, shall be included in the respective items of work listed in the Bid Form. Some dig-ups may need to occur out of Phase.

All ductile iron pipe and fittings shall have an asphaltic seal coat on their cement-mortar linings. The coatings shall meet the requirements of ANSI/NSF Standard 61, Drinking Water System Components - Health Effects, and be approved for contact with drinking water.

**MEASUREMENT AND PAYMENT**

Asphaltic seal coat for ductile iron pipe and fittings shall not be measured or paid for separately. This work shall include all labor, materials and equipment costs necessary to provide asphaltic seal coat of ductile iron pipe and fittings. Payment for this work shall be considered as part of the unit price for each respective ductile iron pipe and fitting unit price.



# **DETAILED SPECIFICATION FOR CONCRETE DURABILITY**

## **DESCRIPTION**

The Contractor shall furnish a Portland cement concrete mixture for this project that has been tested under this specification and shown to be resistant to excessive expansion caused by alkali-silica reactivity (ASR) and provides adequate air entrainment for freeze thaw durability. The Contractor shall construct the project with practices outlined in this specification.

## **MATERIALS**

The materials provided for use on this project shall conform to the following requirements:

Portland cement	ASTM C 150
Fine Aggregate	ASTM C 33*
Coarse Aggregate	ASTM C 33*
Fly Ash, Class F	ASTM C 618
Slag Cement, Grade 100, 120	ASTM C 989
Silica Fume	ASTM C 1240
Blended Cements	ASTM C-595
Air Entraining Admixtures	ASTM C-260
Chemical Admixtures	ASTM C-494
White Membrane Cure	ASTM C-309 Type 2

\* Fine and coarse aggregates shall consist of natural aggregates as defined in the 2012 MDOT Standard Specifications Section 902.

The Contractor shall provide documentation that all materials to be incorporated into proposed mixed designs meet the requirements of this section.

## **Alkali-Silica Reactivity**

The Contractor shall supply to the Engineer preliminary concrete mix designs including a list and location of all suppliers of concrete materials. The Contractor shall evaluate the mixtures for the potential for excessive expansion caused by ASR and provide documentation to the Engineer. The Contractor's evaluation shall include a review of any previous testing of the material sources intended to be used for both the fine and coarse aggregates for the concrete mixtures. The previous testing may be from other projects or records provided by the material suppliers.

Aggregates shall be tested under ASTM C-1260. If the expansion of the mortar bars is less than 0.10%, at 14 days, the aggregates shall be considered innocuous and there are no restrictions for ASR mitigation required with this material.

Previous aggregate test data may be used. If no previous test data is available, for the concrete mix, that shows that it is resistant to ASR, a concrete mixture that will mitigate the potential for ASR must be designed using either method 1 or 2 as described below.

**Method 1.** Substitution of a portion of the cement with Class F Fly Ash, Slag Cement Grade 100 or 120 or a ternary mix (blended cement) containing a blend of Portland cement and slag cement, or Class F fly ash, or silica fume.

The maximum substitution of cement with the fly ash permitted shall be 25% by weight of total cementitious material (cement plus fly ash). Additional requirements for the Fly Ash, Class F are that the Calcium Oxide (CaO) percent shall be less than 10 % and the available alkalis shall not exceed a maximum of 1.5%. A copy of the most recent mill test report shall be submitted to verify. Note: a Class C fly ash with a minimum total oxides ( $\text{SiO}_2 + \text{Al}_2\text{O}_3 + \text{Fe}_2\text{O}_3$ ) of 66% and a minimum  $\text{SiO}_2$  of 38% may be used in lieu of Type F fly ash.

The maximum substitution of cement with the Slag Cement permitted shall be 40% by weight of total cementitious material (cement plus Slag Cement). The minimum replacement rate with Slag Cement shall be 25%.

For a ternary blend the total replacement of supplementary cementitious materials is 40% with a blend consisting of a maximum of 15% type F fly ash, and/or 8% silica fume and/or slag cement.

For method 1, the effectiveness of the proposed mix combination to resist the potential for excessive expansion caused by ASR shall be demonstrated using current or historic data. To demonstrate the effectiveness of the proposed mix the Contractor shall construct and test mortar bars per ASTM C1567 (14 day test) using both the fine and coarse aggregate along with the proposed cementitious material for the concrete mixture. If a mortar bar constructed of these materials produces an expansion of less than 0.10%, concrete mixture will be considered to be resistant to excessive expansion due to ASR.

If a mortar bar constructed produces an expansion of 0.10% or greater, concrete mixtures containing these materials shall not be considered resistant to the potential for excessive expansion due to ASR and shall be rejected. Additional testing, including alternate proportions or different materials will be required.

**Method 2.** Use low alkali cement and maintain the total alkali content from the cementitious at no more than 3.0 lbs/cyd ( $\text{Na}_2\text{O}_{\text{eq}}$ ). The total alkali contribution is calculated by the quantity contained in the Portland cement only.

Requirements for Low Alkali Cement are that the alkali content does not exceed 0.60% expressed as  $\text{Na}_2\text{O}$  equivalent. Equivalent sodium oxide is calculated as: (percent  $\text{Na}_2\text{O}$  + 0.658 x percent  $\text{K}_2\text{O}$ ).

For either method 1 or 2, if the Contractor intends to change any component material supplied after the mix design has been approved all concrete work will be suspended with no cost to the project or extensions of time, unless approved, until evaluation of the new mixtures and testing of the new materials demonstrates that it is resistant to excessive expansion due to ASR.

The Engineer and Contractor shall monitor the concrete that is delivered to the project site so as to insure that the approved mix design is being followed. The supplier shall include on the delivery ticket for each batch of concrete delivered to the job, the identification and proportions of each material batched.

When concrete is placed during cold weather, defined for the purposes of this Detailed Specification to be, air temperatures below 40° F, the use of accelerators, heated aggregates, silica fume and/or additional forms of cold weather protection will be required. Cold weather will not eliminate the requirement for furnishing and placing a concrete mix that is considered resistant to ASR attack.

Prior to cool weather placement, defined for the purposes of this detailed specification to be, air temperatures between 40° and 60° F, the set time of the proposed mix shall be verified under anticipated field conditions. This information shall be used when scheduling pours and saw crews.

## **Air Entrainment**

Air entrainment shall be accomplished by addition of an approved air entraining agent. Air content as determined by ASTM C 231 or ASTM C 173, shall be determined on each day of production as early and as frequently as necessary until the air content is consistently acceptable. If during the period of time while adjustments are being made to the concrete to create a mixture that is consistently acceptable, concrete is produced that does not meet the requirements of this Detailed Specification, the Engineer may reject the material and direct it to be removed from the jobsite. Any rejected material shall be removed from the jobsite at the Contractor's sole expense. Quality Control testing performed by the Contractor to ensure compliance with the project specifications shall be performed on the grade ahead of the placement operation.

**Paver placement:** During production, the plastic concrete material shall be tested for acceptance at a point ahead of the paver. The air content of the concrete mixture that the Contractor shall provide shall be known as the Acceptance Air Content (AAC). The Contractor shall also provide additional entrained air in the concrete mixture to account for the air loss which occurs in the concrete mixture experienced during transportation, consolidation and placement of the concrete. The "air loss" shall be added to the air content of the concrete mixture as established on the approved concrete mix design. The AAC for the project will be 6.0% plus an amount equal to the air loss.

For up to the first four loads, the air content measured on-site prior to placement shall be at least 8.0% and no more than 12.0%. To establish the initial AAC on the first day of paving, the air content of the first load shall be tested at the plant. After initial testing at the plant the Contractor shall provide at least two sample sets to determine the actual air loss during placement. A sample set shall consist of two samples of concrete from the same batch, one taken at the point of discharge and the other from the in-place concrete behind the paver. The air loss from the two sample sets shall be averaged and added to 6.0% to establish the AAC (rounded to the next higher 0.5%). After the testing and adjustment procedure(s) have been completed, the project acceptance air tests shall be taken prior to placement. The Contractor shall provide concrete to the jobsite that has an air content of plus 2.0%, or minus 1.0%, of the AAC.

After the AAC has been established, it shall be verified and/or adjusted through daily checks of the air loss through the paver. The Contractor shall check the air loss through the paver a minimum of two times a day. A Revised AAC shall be required to be established by the Contractor if the average air loss from two consecutive tests deviates by more than 0.5% from the current accepted air loss. The testing operations performed by the Contractor to establish a revised AAC shall be performed to the satisfaction of the Engineer. The Contractor shall be solely responsible for any delays and/or costs that occur to the project while establishing revised AACs.

**Hand placed concrete:** The air content for non-slip-form paving shall be 7.0% plus 1.5%, or minus 1.0%, at the point of placement.

## **CONSTRUCTION METHODS**

### **Aggregate Control**

**Gradation control** – The supplier shall provide a detailed stockpile management plan, describing their process control procedure for shipping, handling, and stockpiling of each aggregate including workforce training.

**Moisture control** – All aggregate materials must be conditioned to a moisture content of not less than saturated surface dry (SSD) prior to batching. A watering process using an effective sprinkler system designed and operated by the Contractor shall be required on all coarse aggregate material stockpiles.

The Contractor shall provide verification that these processes have been performed by the supplier. The Engineer reserves the right to independently verify that the supplier has complied with these standards.

### Mixing

**Central mix plants** - The total volume of the batch shall not exceed the designated size of the mixer or the rated capacity as shown on the manufacturer's rating plate.

Drum Mix Plants: After all solid materials are assembled in the mixer drum; the mixing time shall be a minimum of 60 seconds and a maximum of 5 minutes. The mixing time may be decreased if the ASTM C-94 11.3.3 mixer efficiency tests show that the concrete mixing is satisfactory. The Engineer may require an increase in the minimum mix time if the mixer efficiency test determines that the concrete is not being mixed satisfactorily. The minimum mixing time shall start after the mixer is fully charged. Mixers shall be operated at the speed recommended by the manufacturer as mixing speed. The mixer shall be charged so that a uniform blend of materials reached the mixer throughout the charging cycle. Any additional slump water required shall be added to the mixing chamber by the end of the first 25% of the specified mixing time. Mixers shall not be used if the drum is not clean or if the mixing blades are damaged or badly worn

Ribbon mixers: After all solid materials are assembled in the mixer; the mixing time shall be a minimum of 30 seconds and a maximum of 2.5 minutes. The mixing time may be decreased if the ASTM C-94 11.3.3 mixer efficiency tests show that the concrete mixing is satisfactory. The Engineer may require an increase in the minimum mix time if the mixer efficiency test determines that the concrete is not being mixed satisfactorily. The minimum mixing time shall be indicated by an accurate timing device which is automatically started when the mixer is fully charged. Mixers shall be operated at the speed recommended by the manufacturer as mixing speed. The mixer shall be charged so that a uniform blend of materials reached the mixer throughout the charging cycle. After any additional slump water is added to the mixing chamber the mixing shall continue for a minimum of 10 seconds. Mixers shall not be used if the mixer is not clean or if the mixing blades are damaged or badly worn.

**Truck Mixers** -The capacities and mixing capabilities shall be as defined in ASTM C 94, and each unit shall have an attached plate containing the information described therein. The plate may be issued by the Truck Mixer Manufacturer. The mixer capacity shall not be exceeded, and the mixing speeds shall be within the designated limits. Truck mixers shall be equipped with a reliable reset revolution counter. If truck mixers are used for mixing while in transit, the revolution counter shall register the number of revolutions at mixing speed.

An authorized representative of the concrete producer shall certify that the interior of the mixer drum is clean and reasonably free of hardened concrete, that the fins or paddles are not broken or worn excessively, that the other parts are in proper working order, and that the unit has been checked by the representative within the previous 30 calendar day period to substantiate this certification. The current, signed certification shall be with the unit at all times.

The required mixing shall be between 70 and 90 revolutions. The mixing shall be at the rate designated by the manufacturer and shall produce uniform, thoroughly mixed concrete.

The Engineer may inspect mixer units at any time to assure compliance with certification requirements, and removal of inspection ports may be required. Should the Engineer question the quality of mixing, the Engineer may check the slump variation within the batch. Should the slump variation between two samples taken, one after approximately 20% discharge and one after approximately 90% discharge of the batch, show a variation greater than 3/4 inch (20 mm) or 25% of the average of the two, whichever is greater, the Engineer may require the mixing to be increased, the batch size reduced, the charging

procedure be modified or the unit removed from the work.

The practice of adding water on the site shall be discouraged. After the slump of the concrete in the first round of trucks has been adjusted on-site, the amount of water added at the plant shall be adjusted accordingly for that day's work. All additions of water on site shall be approved by the Engineer.

### Curing

Apply liquid curing compound in a fine atomized spray to form a continuous, uniform film on the horizontal surface, vertical edges, curbs and back of curbs immediately after the surface moisture has disappeared, but no later than 30 minutes after concrete placement. With approval of the Engineer, the timing of cure application may be adjusted due to varying weather conditions and concrete mix properties.

The cure system shall be on site and tested prior to concrete placement.

Apply a curing compound at a rate of application not less than 2 gallons per 25 square yards. The Contractor shall keep the material thoroughly mixed per the Manufacturer's recommendations. The curing compound shall not be diluted.

The finished product shall appear as a uniformly painted solid white surface. Areas exhibiting a blotchy or spotty appearance shall be recoated immediately.

### COMPLIANCE WITH STANDARDS

The Engineer will review and approve all material test reports and mix designs supplied by the Contractor before any placement of concrete. The Engineer will visually inspect the placed concrete and review the concrete test reports prior to final acceptance.

Acceptance sampling and testing will be performed using the sampling method and testing option selected by the Engineer. Acceptance testing will be performed at the frequency specified by the Engineer. Quality control measures to insure job control are the responsibility of the Contractor. The Engineer's testing and/or test results will not relieve the Contractor from his/her responsibilities to produce, deliver, and place concrete that meets all project requirements. The Engineer's test results are for acceptance purposes only.

If the results of the testing are not in compliance with the project specifications, the Engineer shall determine appropriate corrective action(s). Time extensions will not be granted to the Contractor during the time that the Engineer is determining the necessary corrective actions.

If, in the Engineer's judgment, the rejected material must be replaced, the material in question will be removed and replaced at the Contractor's sole expense. The removal costs will be deemed to include all relevant and associated costs including, but not limited to; re-mobilization, traffic control, re-grading the aggregate base course, if required, placement of material meeting the project specifications, and all other expenses. Time extensions will not be granted to the Contractor for any required repair work to meet the requirements of this specification.

If the Engineer decides that the material in question can remain in place, an adjustment to the contract unit price(s) may be made of up to 100% of the bid price(s) for the affected items of work.

### MEASUREMENT AND PAYMENT

The cost associated with complying with the requirements as described herein, including any required remedial action(s), shall be included in the cost of other items of work and shall not be paid for separately.

**DETAILED SPECIFICATION  
FOR  
ITEM #210 – STORM SEWER BULKHEAD AND ABANDONMENT**

**DESCRIPTION AND MATERIALS**

This work shall consist of constructing sewer bulkheads and grouting pipes designated for abandonment, as specified herein, as shown on the Plans, and as directed by the Engineer.

Materials shall meet the requirements of the City of Ann Arbor Standard Specifications.

**CONSTRUCTION METHODS**

The Contractor shall install Sewer Bulkheads, as shown on the Plans, as detailed in the City Standard Specifications, and as directed by the Engineer.

The Contractor shall remove and properly dispose of all excavated materials, removed storm sewer and debris, and bulkhead or abandon existing pipe and structures, all as directed by the Engineer.

**MEASUREMENT AND PAYMENT**

Furnishing and placing flowable fill as backfill for these items will not be paid separately, but shall be included in the bid prices for these items of work.

The completed work as measured for these items of work will be paid for at the Contract Unit Price for the following Contract (Pay) Items:

**PAY ITEM**

**PAY UNIT**

Storm Sewer Bulkhead and Abandonment

LS

**DETAILED SPECIFICATION  
FOR  
ITEM 211 - REMOVE SANITARY SEWER LEAD**

**DESCRIPTION**

This work shall consist of removing and replacing existing sanitary lead pipe in new utility trenches as directed by engineer when conflicts with new utilities are identified or when the condition of the existing pipe prevents proper utility protection. Work includes cutting lead, carefully removing, replacing with SDR 35 PVC pipe and fittings along with Fernco connections. All materials need to accomplish this work is included in this pay item. All work shall be done in accordance with the City of Ann Arbor Public Services Department Standard Specifications, and as directed by the Engineer.

**CONSTRUCTION METHODS**

The Construction Methods shall meet all requirements of the City of Ann Arbor Standard Specifications.

Sewer leads are private and no official City records are kept. Approximate locations of leads have been placed on plans per survey data when available. Contractor to carefully excavate leads, not dig through lead but to saw cut out of way. Lead to be kept clean, have positive fall, and replaced as soon as possible. Contractor to coordinate with homeowner as needed to complete work. Trench must be carefully backfilled to prevent damage. Prior to placement of HMA contractor will have entire lead televised to verify condition of repaired sections and to verify sufficient slope has been provided. Any defects in the repaired sections shall be exposed and repaired at contractor's expense.

**MEASUREMENT AND PAYMENT**

The unit price for the pay item "4" or 6" Lead Remove and Replace in Trench" includes all labor, material and equipment costs associated with the complete installation of the sewer lead, as specified herein, including but not limited to, excavation MDOT CL II backfill, compaction.

Payment shall include all labor, equipment, and materials necessary to remove and store the existing sewer lead as directed by the Engineer.

The unit prices for this item of work shall include all labor, material, and equipment costs to perform all the work specified in the Standard Specifications and as modified by this Detailed Specification.

**PAY ITEM**

**PAY UNIT**

Remove Sanitary Sewer Lead

LF

**DETAILED SPECIFICATION  
FOR  
ITEM NO. 215 - SPECIAL MANHOLE WITH VORTEX VALVE**

**DESCRIPTION**

This work shall include complete installation of special manhole (STMH-3), as shown on the Plans, and as directed by the Engineer, including; excavation and proper removal of all excavated materials, including existing structures to be removed; concrete base; pipe connections; insertion over existing sewers; precast structure sections or concrete block; precast weir wall; backfilling and compaction; flow channels; steps; concrete bricks; mortar; frame; cover; adjustment to finish grade; and structure cleaning.

**CONSTRUCTION METHODS**

Construction of the manhole structure shall comply with all requirements and standards of the City of Ann Arbor Standard Specifications for Type II manholes.

The 3” vortex flow control valve shall be self-activated by utilizing the upstream hydraulic head. The unit shall consist of an intake, a volute and an outlet and shall be installed into the precast weir wall as shown on the Plans. Flow is directed tangentially into the volute to form a vortex that reduces the design peak discharge flow rate from the vortex valve far below an equivalent diameter simple orifice. During low flow conditions, water entering through the inlet of the valve passes through the volute section of the valve with negligible pressure drop. During high flow conditions, a vortex flow pattern develops within the device creating an air filled core. This phenomenon restricts and throttles flow through the device, creating a back pressure in the device immediately upstream of its discharge.

The vortex flow control valve shall be capable of limiting the discharge flow from the sand filter to less than 0.5 cfs throughout the range of upstream head conditions of 0-3’.

The unit shall be constructed of 304 stainless steel and shall include a pivoting bypass door to allow maintenance should plugging occur. The unit shall be installed in the precast structure weir wall using an appropriately sized sleeve and o-ring gaskets.

**MEASUREMENT AND PAYMENT**

Special manhole with vortex valve as specified will be paid for at the Contract unit price each. Payment includes furnishing the labor, equipment and materials for all necessary excavation, disposing of surplus excavated material, backfilling, and constructing the structure complete, including pipe connections and structure cleaning.

**PAY ITEM**

Special Manhole with Vortex Valve

**PAY UNIT**

Each



**DETAILED SPECIFICATION  
FOR  
ITEM NO. 216 - FLEXIBLE PIPE COUPLINGS**

**DESCRIPTION**

Where pipes of different sizes or materials are joined, Fernco™ Flexible couplings with stainless steel shear rings; Indiana Seal Flexible Couplings, or an Engineer approved equal, shall be used.

**CONSTRUCTION METHODS**

Flexible couplings shall be installed per the manufacturers' specifications and stainless steel shear rings shall be provided regardless of pipe bedding conditions.

**MEASUREMENT AND PAYMENT**

The unit prices for this item of work shall include all labor, material, and equipment costs to perform all the work specified in the Standard Specifications and as modified by this Detailed Specification.

**PAY ITEM**

**PAY UNIT**

Flexible Pipe Couplings

Each

**DETAILED SPECIFICATION  
FOR  
ITEM #220 – WATER MAIN PIPE ABANDONMENT, MODIFIED  
ITEM #221 – FIRE HYDRANT ASSEMBLY ABANDONMENT**

**DESCRIPTION**

This work shall include abandoning existing water mains, valves, valve wells, valve boxes, and fire hydrant assemblies of various sizes as required by the Plans. All work shall be done in accordance with the City of Ann Arbor Public Services Department Standard Specifications, and as directed by the Engineer.

**MATERIALS**

All materials shall meet the requirements specified in Division 7 and 9 of the MDOT 2003 Standard Specifications for Construction as follows:

Mortar Type II Section 702

MDOT Class II Sand Section 902

Masonry Units Section 913

Push-on joint plugs, caps, air relief assemblies (for grouting purposes), and thrust blocks shall conform to the City of Ann Arbor Standard Specifications.

**METHODS OF CONSTRUCTION**

The Construction Methods shall meet all requirements of the City of Ann Arbor Standard Specifications.

In locations as shown on the Plans or where abandoned water main, valves or valve wells are within 2.5 feet of the proposed subgrade, the pipe, valves or valve wells shall be removed completely. The resulting hole or trench shall be backfilled with Class II Sand, in maximum lifts of 12 inches, and be compacted to 95% of its maximum unit weight, if located within the influence paved surfaces or structures. Otherwise, backfill shall be Engineer approved native material, compacted to 90% of its maximum unit weight, in lifts of 12 inches or less, unless otherwise noted on the plans. Caps or plugs shall be installed in accordance with plans or as specified by Engineer.

For all water mains to be abandoned that are greater than 10 inches in diameter, the Contractor shall drain water from abandoned pipe to an adjacent storm sewer, fill the abandoned pipe with 400 psi (minimum) concrete grout, and backfill and compaction of the trench at all access points.

Abandoned (salvaged) valve operating nuts, fire hydrant assemblies and structure covers shall be delivered to the City of Ann Arbor Field Services Unit located at the W.R. Wheeler Service Center at 4251 Stone School Road, Ann Arbor, MI 48108 within two days of their removal. Valve boxes should be disposed of at the contractor's sole expense.

**MEASUREMENT AND PAYMENT**

The unit price for the pay "Water Main Pipe Abandonment, Modified" shall be paid for on a lump sum (LS) basis and includes all labor, material and equipment costs necessary to abandon or remove the pipe including, but not limited to, excavation, cutting of pipe, push-on joint plugs, caps and thrust blocks, brick and mortar bulkheads, grouting, the furnishing, placement, and compaction of approved granular backfill material, as

required, and the removal and proper disposal off-site of excess materials. In addition, this pay item includes the removal and salvage of valves, valve boxes, and manhole rings and covers, the removal of the top 4 feet of valve wells, and breaking out the valve well base.

The unit price for the pay item "Fire Hydrant Assembly Abandonment," includes all labor, material and equipment costs associated with the complete removal of the existing fire hydrant assembly, as specified herein, including but not limited to, excavation MDOT CL II Backfill and compaction; pipe cutting; thrust block removal; pipe plug; thrust block; salvaging of fire hydrant, valve and valve box and delivery of fire hydrant, valve and valve box to the City of Ann Arbor Field Services Unit located at the W.R. Wheeler Service Center at 4251 Stone School Road, Ann Arbor, MI 48108.

<b><u>PAY ITEM</u></b>	<b><u>PAY UNIT</u></b>
Water Main Pipe Abandonment, Modified	Lump Sum
Fire Hydrant Assembly Abandonment	Each

The Item of work "Water Main Pipe Abandonment, Modified" will be paid for on a pro rata basis at the time of each progress payment. Measurement will be based on the ratio between work completed during the payment period and the total contract amount. When all of the work of this Contract has been completed, the measurement of this item shall be 1.0 Lump Sum, minus any deductions incurred for inadequate performance as described herein. This amount will not be increased for any reason, including extensions of time, extras, and/or additional work.

**DETAILED SPECIFICATION  
FOR  
ITEM #222 – TEMPORARY 4 INCH OR 6 INCH WATER MAIN LINE STOP**

**DESCRIPTION**

This work shall include all excavations, line stop contractor labor, materials, and backfill required to install a 4 inch or 6 inch line stop on an existing water main. All work shall be done in accordance with the City of Ann Arbor Public Services Department Standard Specifications, and as directed by the Engineer.

**CONSTRUCTION METHODS**

Construction shall meet all requirements of the City of Ann Arbor Standard Specifications. All excavation shall be of sufficient size that work can be performed safely. Line stop work shall be coordinated with proposed water main shut down. The line stop Contractor must be on site at all times during the line stop operation.

**MEASUREMENT AND PAYMENT**

The unit prices for this item of work shall include all labor, material, and equipment costs to perform all the work specified in the Standard Specifications and as modified by this Detailed Specification.

**PAY ITEM**

**PAY UNIT**

Temporary 4 inch or 6 inch Water Main Line Stop

Each

**DETAILED SPECIFICATION  
FOR  
ITEM #225 - 6-INCH WRAPPED EDGE DRAIN**

**DESCRIPTION**

This work shall consist of furnishing and installing 6-inch diameter geotextile-wrapped, perforated or slotted underdrain pipe, using MDOT 2NS, as directed by the Engineer, for all backfill material.

**MATERIALS**

The materials shall meet the requirements referenced in Section 404 of the 2012 edition of the MDOT Standard Specifications, except as specified herein.

The Geotextile Filter Fabric for encasing the underdrain pipe shall be an approved material such as nylon, polypropylene, fiberglass, or polyester, and shall be either woven, heat bonded, knitted, or of continuous fibers. The geotextile shall completely cover and be secured to the pipe. In an un-stretched condition, knitted polyester fabrics shall weigh at least 3.0 ounces per square yard, and all other geotextiles shall weigh at least 3.5 ounces per square yard. The fabric shall be strong and tough and have a porosity such that the fabric will retain soil particles larger than 0.106 mm (no. 140 sieve) and shall pass aggregate particles finer than 0.025 mm. Geotextiles shall be stored and handled carefully and in accordance with the both the manufacturer's recommendations and the Engineer's direction, and shall not be exposed to heat or direct sunlight. Torn or punctured geotextiles shall not be used.

**CONSTRUCTION METHODS**

Geotextile wrapped underdrain shall be installed as shown on the Plans or as directed by the Engineer and in accordance with Section 404 of the 2012 edition of the MDOT Standard Specifications, except as specified herein.

The installation of underdrain shall precede all other construction activities including but not limited to pavement milling, pavement pulverization, pavement removal, pavement patching, and curb repair.

The Contractor shall excavate, cut, remove stumps, remove brush, remove pavement, grade, and trim as needed and as directed, and shall import, furnish, fill, place, grade, and compact MDOT 2NS fine aggregate to construct underdrain as specified on the Plans, and as directed by the Engineer.

The trench shall be constructed to have a minimum width of 18-inches, and shall be typically excavated to the depth specified in the Plans or directed by the Engineer.

The underdrain shall be installed at the line, grade, and depth specified on the Plans or as directed by the Engineer. The minimum percent grade shall be 0.5%, and the minimum cover from top-of-pipe to finished top-of-curb grade shall be 4-feet. The Contractor shall maintain line and grade by means of a laser. The Engineer will not provide line, grade or staking.

Upgrade ends of the pipe shall be closed with suitable plugs to prevent entrance of trench backfill material. All couplings, tees, plugs, and other fittings shall be manufactured and installed so as to prevent any infiltration of trench backfill material.

The Contractor shall tap at least one end of the underdrain into a storm sewer structure, as directed by the Engineer.

During the construction of underdrain runs, the Engineer may direct the Contractor to terminate or modify underdrain construction due to conflicts with buried obstructions or if the minimum 4-foot cover cannot be maintained. There will be no adjustment to the Contract Unit Price due to changes in quantity.

The first lift (bedding) of backfill shall be MDOT 2NS material to a maximum thickness of 3-inches. Subsequent lifts shall be MDOT 2NS material to a maximum thickness of 12 inches.

Removed or excavated materials which are not incorporated into the work shall become the property of the Contractor and shall be immediately removed and properly disposed of off-site. Removed or excavated materials may not be stockpiled overnight on, or adjacent to, the site.

All structures, inlets and manholes shall be maintained free of accumulations of silt, debris, and other foreign matter throughout construction, until the time of final acceptance.

### **MEASUREMENT AND PAYMENT**

Connecting (tapping) underdrain(s) into drainage structure(s) will not be paid for separately, but shall be included in the bid price for this item of work.

Underdrain will be measured in-place by length in lineal feet.

The completed work as measured for this item of work will be paid for at the Contract Unit Price for the following Contract (Pay) Item:

<b><u>PAY ITEM</u></b>	<b><u>PAY UNIT</u></b>
6-Inch Wrapped Underdrain	Lineal Foot

The unit price for this item of work shall include all labor, material, and equipment costs to perform all the work specified in the Standard Specifications and as modified by this Detailed Specification.

**DETAILED SPECIFICATION  
FOR  
ITEM #226 – MACHINE GRADING, MODIFIED**

**DESCRIPTION**

This work shall consist of constructing earth grades by excavating, cutting, filling, trimming, and grading; general restoration, and sign removals in accordance with the Detailed Specifications elsewhere herein; and maintaining the work in a finished condition until such time that it is accepted by the Engineer. This work shall be done as shown on the Plans, as detailed in the Specifications, and as directed by the Engineer, and in accordance with Section 205 of the 2012 edition of the MDOT Standard Specification for Construction, except as specified herein.

**CONSTRUCTION METHOD**

The Contractor shall construct earth grades as required to develop the typical and/or detailed cross-section(s) as shown on the Plans, as detailed in the Specifications, and as directed by the Engineer. This shall include, but not be limited to, the excavation of soil, rocks of any size, stumps, logs, and bricks; the removal and proper disposal off-site of surplus excavated material including guardrail; the removal and salvage to owner of landscaping features (dispose off-site if not desired); the scarifying, plowing, disking, moving and shaping of earth; the trimming, grading, compaction and proof-rolling of the prepared subgrade; the importing, furnishing, placement and compaction of embankment and/or fill materials; the full depth saw-cutting of pavement at the removal limits; the grading of sideslopes; general restoration in accordance with the Detailed Specifications elsewhere herein and the general items of the work as specified herein. HMA removal, road subbase and base materials shall be paid for separately.

The Contractor shall remove, add to, re-shape, re-grade, and re-compact the existing roadbed materials, and shall construct the roadway to the cross-section(s) as indicated on the Plans, as detailed in the Specifications, and as directed by the Engineer. The Contractor shall use blade graders, maintainers, vibratory rollers, and/or other equipment as necessary, and as detailed in the Specifications and as directed by the Engineer, for this work. Use of each specific piece of equipment is subject to the approval of the Engineer.

The Contractor shall remove, salvage, deliver to any location within the City limits, and neatly stack/stockpile all bricks, if present, as directed by the Engineer.

The Contractor shall remove other surface features, including signs, located within the grading limits and not otherwise identified, as directed by the Engineer. Signs shall be salvaged and provided to City as directed by the Engineer.

The Contractor shall move excavated and/or imported materials longitudinally and/or transversely where necessary, and as directed by Engineer.

The Contractor shall keep the work well graded and drained at all times.

The Contractor shall not use rubber-tired equipment on the subgrade, when its use causes or may cause, in the opinion of the Engineer, damage to the subgrade. The Contractor shall conduct its operation(s), and provide all necessary equipment, to insure the satisfactory completion of the work without damaging the subgrade. This includes the transporting, stockpiling, rehandling, and movement of materials over additional distances, in lieu of driving on an unprotected, or partially unprotected, subgrade.

The Contractor is solely responsible for the maintenance and protection of the subgrade. Further, any damage to the subgrade which, in the opinion of the Engineer, is caused as a result of the Contractor's operation(s), or

its subcontractors' or suppliers' operation(s), shall be repaired by the Contractor at the Contractor's expense. This includes any additional earthwork and/or maintenance materials as directed by the Engineer, for the purposes of the Contractor's maintenance and protection of the subgrade. The Contractor shall not be entitled to any additional compensation for the implementation of these procedures.

The Contractor shall perform all rough and/or finish grading and compaction to the grades shown on the Plans, as detailed in the Specifications, and as directed by the Engineer.

The Contractor shall proofroll all graded and compacted surfaces in the presence of the Engineer as detailed in the Specifications. The Engineer will monitor the proofrolling operation to locate deleterious and/or uncompacted materials, and will direct undercuts as necessary to be paid for as "Subgrade Undercutting - Type II".

At various times throughout the work, the Engineer may direct the Contractor to use smaller and/or lighter equipment, and to defer certain work tasks, in order to protect the grade and/or adjacent areas. The Contractor shall not be entitled to any additional compensation for the use of smaller equipment, lighter equipment, or work task deferral.

Protection of Utilities.- Utility lines may become exposed at, above, or below, the foundation or subgrade elevation during machine grading or subgrade undercutting operations. If this occurs, the Contractor shall excavate around, above and/or below the utility lines, as directed, to complete the machine grading or subgrade undercutting operations. Payment, at contract unit prices, for "Machine Grading, Modified" or "Subgrade Undercutting, Type \_\_," whichever applies, will be considered as payment in full for this work.

Removal of Cable, Conduits and Pipe.- The Contractor shall remove, and properly dispose of off-site, all abandoned cables, conduit, and pipe encountered at, or above the bottom of any earthwork excavation or undercut. Where the inverts of abandoned, or to be abandoned or removed, conduits or pipe are less than 16 inches below the bottom of any earth excavation or undercut, the conduits and/or pipe shall be removed and the resulting void filled with an Engineer approved material. The fill material shall be compacted to 95% of its maximum unit weight in lifts not exceeding 12 inches. No separate payment will be made for removal of conduit or pipe, or any of the work, described in this section.

The Contractor shall coordinate with the City Forester prior to the removal of any tree roots 2 inches or larger in size.

Excavation for construction of sand filters shall be paid for as part of the item "Sand Filter".

Butt joints are included in the pay item "Remove HMA Pavement".

Topsoil, seeding and mulch shall be paid for as part of the item "Clean-Up & Restoration, Special".

## **MEASUREMENT AND PAYMENT**

Measurement for payment of the item "Machine Grading, Modified" shall be computed in stationing along Butternut Street and Nordman Road alignments within the project limits, without additional payment for intersecting roadway approaches.



The completed work as measured for this item of work will be paid for at the Contract Unit Price for the following Contract (Pay) Item:

**PAY ITEM**

Machine Grading, Modified

**PAY UNIT**

Station

The unit price for this item of work shall include all labor, material, and equipment costs to perform all the work specified in the Standard Specifications and as modified by this Detailed Specification.

**DETAILED SPECIFICATION  
FOR  
ITEM #227 - SUBGRADE UNDERCUTTING - TYPE II**

**DESCRIPTION**

This work includes removal of unsuitable granular base, subbase or clay material(s) to depths as specified by the Engineer.

**CONSTRUCTION METHOD**

After the pavement has been removed, and/or after rough/finish grading, and/or at the time of proofrolling, the Engineer may inspect the grade to determine the need for, and the limits of, undercuts. After undercut areas are excavated to the depths as directed by the Engineer, the areas shall be trimmed, shaped, evenly graded and recompacted to not less than 95% of the soils maximum unit weight as determined by the AASHTO T-180 test. The Contractor shall properly dispose of all excess materials.

Subgrade Undercutting - Type II shall be backfilled with Class II Sand or other material(s), as directed by the Engineer. The backfill material shall be compacted to not less than 98% of its maximum unit weight as determined by the AASHTO T-180 test. The fill material(s) for Subgrade Undercutting Type II shall be paid at the Contract unit price for the corresponding items of work as used which is Sand Subbase Course, Class II - C.I.P.

The Contractor shall remove, salvage, deliver to any location within the City limits, and neatly stack/stockpile all bricks, if present, as directed by the Engineer.

The Contractor shall remove, add to, re-shape, re-grade, and re-compact the existing roadbed materials, and shall construct the roadway to the cross-section(s) as indicated on the Plans, as detailed in the Specifications, and as directed by the Engineer. The Contractor shall use blade graders, maintainers, vibratory rollers, and/or other equipment as necessary, and as directed by the Engineer, for this work. Use of each specific piece of equipment is subject to the approval of the Engineer.

At various times throughout the work, the Engineer may direct the Contractor to use smaller and/or lighter equipment, and to defer certain work tasks, in order to protect the grade and/or adjacent areas. The Contractor shall not be entitled to any additional compensation for the use of smaller equipment, lighter equipment, or work task deferral.

**MEASUREMENT AND PAYMENT**

These items of work shall be measured for payment by calculating the volume of the undercut excavation prior to the placement of backfill.

The completed work as measured for these items of work will be paid for at the Contract Unit Prices for the following Contract (Pay) Items:

**PAY ITEM**

**PAY UNIT**

Subgrade Undercutting - Type II

Cubic Yard

The unit prices for these items of work shall include all labor, material, and equipment costs to perform all the work specified in the Standard Specifications and as modified by this Detailed Specification.

**DETAILED SPECIFICATION  
FOR  
ITEM #230 HMA PAVEMENT TOP – 5E3  
ITEM #231 HMA PAVEMENT LEVELING – 4E3  
ITEM #232 HMA PAVEMENT LEVELING/TOP – 4E03  
ITEM #233 HMA PAVEMENT BASE – 3E03**

**DESCRIPTION**

This work shall consist of constructing HMA pavement base and leveling/top courses in accordance with Division 5 and Section 904 of the 2012 edition of the MDOT Standard Specifications, current supplemental MDOT specifications, and the City of Ann Arbor Standard Specifications, except as modified herein, and as directed by the Engineer.

**MATERIALS AND EQUIPMENT**

General

The HMA mixtures to be used for this work shall be as follows:

<u>WORK ITEM</u>	<u>MDOT HMA MIXTURE #</u>
HMA Pavement Top	5E3 (Superpave)
HMA Pavement Leveling	4E3 (Superpave)
HMA Pavement Leveling/Top	4E03 (Superpave)
HMA Pavement Base	3E03 (Superpave)

Binders for E3 Superpave mixes shall be PG 64-28 and for the E03 Superpave mixes PG 58-22 for the base course and PG 58-28 for the leveling/top course, or as directed by Engineer. These shall meet the requirements specified in Section 904 of the 2012 edition of the MDOT Standard Specifications, and any current supplemental MDOT specifications.

The Contractor shall have a 10-foot long straight-edge, backhoe, air-compressor and jackhammer available during all paving operations.

The Aggregate Wear Index (AWI) number for this project is 260 for 5E3 and 220 for 4E03. This AWI number applies to all aggregates used in all top course mixtures. Blending aggregates to achieve this AWI requirement is permitted in accordance with current MDOT Standards, and Supplemental Specifications.

Reclaimed Asphalt Pavement (RAP) in HMA Mixtures

The use of Reclaimed Asphalt Pavement (RAP) in HMA mixtures shall be in accordance with Section 501.02.A.2 of the 2012 edition of the MDOT Standard Specifications, and the City of Ann Arbor Standard Specifications.

## **CONSTRUCTION METHODS**

All concrete work shall be completed prior to placing HMA mixtures.

The Contractor shall have a 10-foot long straight-edge, backhoe, air-compressor and jackhammer available during all paving operations.

Prior to placing the bond coat, the Contractor shall kill all vegetation (within the area to be paved) by applying an approved weed killer ("Round-Up" by Monsanto, or equal), shall thoroughly clean all joints & cracks in the existing pavement (and any gutter to be overlaid) with compressed air and/or vacuum-type street cleaning equipment to remove all dirt and debris to a depth of at least 1-inch, and shall thoroughly clean the entire surface to be paved, with a Vac-All or similar vacuum-type street cleaning equipment.

MDOT SS-1h bond coat shall be applied at a uniform rate of 0.1 gallons/square yard, on all exposed, existing HMA and concrete surfaces which will come in contact with the new HMA material. The Contractor shall take extra care to avoid covering surfaces which are not to be paved. After September 15, SS-1h bond coat shall not be diluted by more than 25%.

The Contractor shall place HMA wedges using the leveling or base mixture specified herein, as directed by the Engineer, prior to placing the top course. Such wedging shall be measured and paid for at the respective unit price of the appropriate HMA Pavement item.

Construction of butt joints, where directed by the Engineer, shall be measured and paid for as "Remove HMA Pavement".

The Contractor shall schedule the paving operation to avoid longitudinal cold joints.

HMA top and leveling courses shall be placed in a 2-inch lift; the base course shall be placed in a 3-inch lift.

All specified HMA thickness dimensions are compacted-in-place.

The Contractor shall construct the pavement courses to provide the final cross-slopes (crowns) specified by the Engineer.

The Contractor shall construct feather joints, and shall feather the top course at structures, in drive approaches, and at intersection joints, as directed by the Engineer. Feather joints shall vary the thickness of the asphalt from 0.0-inches to the required full paving thickness (approximately 1½-inches) over a 5-foot to 15-foot distance, or as directed by the Engineer. The Contractor shall rake all large aggregates out of the HMA mixture in feather joints, prior to compaction.

The Contractor shall provide a minimum of two rakers during the placement of all top courses. Further, the Contractor shall provide, when directed by the Engineer, a second "Break-Down" roller in order to achieve the specified asphalt densities.

The Contractor shall provide a minimum of 24-hour notice to the Engineer prior to paving, and shall obtain a "Permit To Pave" from the Engineer in advance of scheduling paving.

The Contractor and Engineer shall carefully observe the paving operation for signs of faulty mixtures. Points of weakness in the surface shall be removed or corrected by the Contractor, at his/her expense, prior to paving subsequent lifts of HMA material. Such corrective action may include the removal and replacement of thin or contaminated sections of pavement, including sections that are weak or unstable. Once the Contractor or his representative is notified by the Engineer that the material being placed is out of allowable tolerances, or there is a problem with the paving operation, the Contractor shall stop the paving operation at once, and shall not be

permitted to continue placing HMA material until again authorized by the Engineer.

During the placement of all courses, the speed of the paving machine(s) shall not exceed 50-feet per minute.

The Contractor shall furnish and operate enough materials and equipment so as to keep the paving machine(s) moving continuously at all times. Failure to do so shall be cause for the suspension of the paving operation until the Contractor can demonstrate to the satisfaction of the Engineer, that sufficient resources have been dedicated to perform the work in accordance with the specifications.

Each layer of HMA mixture shall be compacted to between 92 to 96 percent (or as determined acceptable by the engineer) of the theoretical maximum density, as listed on the approved Job Mix Formula.

At various times throughout the work, the Engineer may direct the Contractor to use smaller and/or lighter equipment, and to defer certain work tasks, in order to protect the grade and/or adjacent areas. The Contractor shall not be entitled to any additional compensation for the use of smaller equipment, lighter equipment, or work task deferral.

### **MEASUREMENT AND PAYMENT**

Measurement of these HMA paving items shall be by the ton, in place. Unused portions of material loads shall be returned to the plant and re-weighed, and the corrected weight slip shall be provided to the Engineer. All weight slips must include the type of mixture (codes are not acceptable), as well as vehicle number, gross weight, tare weight and net weight.

Corrective action shall be enforced as described at Division 5 of the 2012 MDOT Standard Specifications and will be based on the City's testing reports.

All costs for furnishing and operating vacuum-type street cleaning equipment, backhoes, jackhammers, and air compressors shall be included in the bid prices for these items of work or in the item of work "General Conditions."

The completed work as measured for these items of work will be paid for at the Contract Unit Prices for the following Contract (Pay) Items:

<b><u>PAY ITEM</u></b>	<b><u>PAY UNIT</u></b>
HMA Pavement Top – 5E3	Ton
HMA Pavement Leveling – 4E3	Ton
HMA Pavement Leveling/Top – 4E03	Ton
HMA Pavement Base – 3E03	Ton

The unit prices for these items of work shall include all labor, material, and equipment costs to perform all the work specified in the Standard Specifications and as modified by this Detailed Specification.

**DETAILED SPECIFICATION  
FOR  
ITEM #240 CONCRETE CURB OR CURB AND GUTTER - ALL TYPES  
ITEM #241 CONCRETE CURB OR CURB AND GUTTER - ALL TYPES (HIGH  
EARLY)  
ITEM #242 4 INCH CONCRETE SIDEWALK  
ITEM #243 6 INCH CONCRETE SIDEWALK RAMP  
ITEM #244 6 INCH CONCRETE DRIVE - HIGH-EARLY**

**DESCRIPTION**

This work shall consist of constructing concrete items including curb, gutter, curb and gutter, sidewalks, drive approaches, City of Ann Arbor Type M drive openings, all of any type and/or dimensions, all of either regular, fibermesh reinforced, and/or high-early concrete, in accordance with Sections 601, 602, 603, 801, 802, and 803 of the 2012 edition of the MDOT Standard Specifications for Construction, except as specified herein, as shown on the Plans, as shown in this Detailed Specification, and as directed by the Engineer.

**The Contractor is responsible to construct all sidewalks, sidewalk ramps, curbs, and all other concrete items within ADAAG compliance.** All sidewalks and curb ramps must be constructed in accordance with MDOT Standard Detail R-28 Series (version in place at time of the bid letting).

**MATERIALS**

Concrete mixtures shall be as follows (or as directed by the Engineer), and concrete materials shall meet the requirements specified in the referenced sections of the MDOT Standard Specifications:

<u>Concrete Item</u>	<u>Concrete Mixture</u>	<u>MDOT Section</u>
Curb or Curb & Gutter	P1, 6-sack	601
Curb or Curb & Gutter, High-Early	HE, 8.4-sack	601
4" or 6" Sidewalk or Ramp	P1, 6-sack	601
6" Drive - High-Early	HE, 8.4-sack	601

**CONSTRUCTION METHODS**

General

Concrete items, including sidewalk, non-integral curb/gutter, drives, and structure adjustments shall be completed prior to the placement of pavement.

All subgrade work shall be completed prior to placing concrete items, unless directed or approved by the Engineer.

The subbase shall be trimmed to final elevation before placing curb. Curb shall not be placed on a pedestal or mound.

The Contractor shall excavate, cut, remove stumps, remove brush, remove pavement, grade, and trim as needed and as directed, and shall import, furnish, fill, place, grade, and compact Class II granular material and 21AA Aggregate material as needed to: construct new concrete items; to repair or replace existing

concrete items; to relocate existing concrete items to their new specified/directed elevations/locations, including all necessary grading at elevation changes of curb and gutter, sidewalks and ramps; and at locations where existing concrete items are to be removed and turf is to be established in its place.

At locations where the constructed subbase becomes either disturbed, saturated or otherwise damaged, and where directed by the Engineer, the Contractor shall remove a minimum 6-inch thick layer of the subbase and replace it with "Sand Subbase Course, CL II - C.I.P.". If additional subgrade requires removal as directed by the Engineer refer to specification for "Subgrade Undercutting – Type II".

**The Contractor shall coordinate with the City Forester prior to the removal of any tree roots with diameters 2" or greater.**

The Contractor is responsible for any damage to concrete items, including but not limited to vandalism; vehicular, pedestrian and/or miscellaneous structural damage; surface texture damage; and rain damage.

The Contractor shall maintain on-site at all times, a sufficient quantity of adequate materials to protect concrete items. The Engineer may suspend or defer concrete placement if rain protection is not available. The Contractor shall not be entitled to any additional compensation due to work suspension or deferral resulting from a lack of adequate rain protection.

The Contractor shall perform full-depth saw cutting at removal limits, including those necessary to construct 2-foot wide Type M drive openings, and including those necessary to provide for the partial removal of existing drive approaches, as shown on the Plans, as directed by the Engineer, and as marked for removal.

The subbase and adjacent concrete shall be sufficiently wet-down with water prior to placing concrete, to prevent water loss from the new concrete, and to form a better bond between old and new concrete. If a cold-joint becomes necessary, (the) existing concrete surface(s) shall be cleaned with compressed air to expose the aggregate in the concrete.

Where it is necessary to remove existing pavement to provide space for concrete formwork, a sufficient amount of the existing pavement shall be removed to allow for the use of a vibratory plate compactor in front of the curb.

Where concrete items are placed in areas adjacent to existing pavement that is beyond the general resurfacing (pavement removal and/or milling) limits, the adjacent pavement area shall be backfilled and permanently patched within 48-hours of the removal of concrete formwork. The backfill material shall be MDOT 21AA aggregate compacted in place to 95%, up to the elevation of the proposed bottom of pavement. The pavement patching material(s) shall be as specified and as directed by the Engineer.

Where concrete items are placed adjacent to existing pavement that is within areas scheduled for subsequent pavement removal and/or milling, the adjacent pavement area shall, within 48-hours of the removal of concrete formwork, be backfilled with MDOT 21AA aggregate compacted in place to 95% up to the elevation of the bottom of the adjacent pavement.

Prior to compacting backfill in front of curb and gutter, the back of curb shall be backfilled with approved material and compacted by mechanical means to 95%.

At various times throughout the work, the Engineer may direct the Contractor to use smaller and/or lighter equipment, and to defer certain work tasks, in order to protect the grade and/or adjacent areas. The Contractor shall not be entitled to any additional compensation for the use of smaller equipment, lighter equipment, or work task deferral.

### Contraction Joints in Sidewalk

Contraction joints shall be placed at 5-foot intervals and may be tooled or sawed. The method of forming joints and spacing shall be approved by the Engineer prior to construction.

### Expansion Joints in Sidewalks

$\frac{3}{4}$ -inch wide expansion joints shall be placed through concrete sidewalks in line with the extension of all property lines, at all expansion joints in the abutting curb, gutter, and combination curb and gutter, and as directed by the Engineer. Transverse expansion joints shall be placed through the sidewalks at uniform intervals of not more than 300-feet.

$\frac{1}{2}$ -inch wide expansion joints shall be placed between the sidewalk and back of abutting curb or gutter, at the juncture of two sidewalks, between the sidewalk and buildings and other rigid structures, and as directed by the Engineer.

### Expansion Joints in Curb and Gutter

$\frac{3}{4}$ -inch wide expansion joints shall be placed at all street returns, at all expansion joints in an abutting pavement, at each side of all driveways (at radius points), elsewhere at 300-foot maximum intervals, and as directed by the Engineer.

Expansion joint material shall extend to the full depth of the joint. After installation, the top shall not be above the concrete nor be more than  $\frac{1}{2}$ -inch below it. No reinforcing steel shall extend through expansion joints.

### Plane of Weakness Joints in Curb and Gutter

Intermediate plane of weakness joints shall be placed to divide the structure into uniform sections, normally 10-feet in length, with a minimum being 8-feet in length, and shall be placed opposite all plane of weakness joints in the abutting concrete base course.

Plane of weakness joints shall be formed by narrow divider plates, which shall extend 3-inches into the exposed surfaces of the curb or curb and gutter. Plates shall be notched, if necessary, to permit the steel reinforcement to be continuous through the joint.

## **MEASUREMENT AND PAYMENT**

No additional compensation will be paid for the construction of concrete items adjacent to existing concrete curb, gutter, pavement, or any other pavement or surface feature(s) which requires modified construction to smoothly blend the proposed to existing.

No additional compensation will be paid for the removal of existing subgrade, subbase or base necessary to construct item per City of Ann Arbor standards, and replacement with approved "Sand Subbase Course, CL II - C.I.P.". Removal of a greater depth, as directed by the Engineer, shall be paid for as "Subgrade Undercutting – Type II".

A deduction in length for catch basins and inlet castings will be made to measurements of Curb and Gutter.

Curb, gutter, curb and gutter, and City of Ann Arbor type M openings, shall be paid as "Concrete Curb and Gutter – All Type".

Payment for saw cutting for Type M openings and for partial removal of existing drives shall be included in the price for the item of work, "Remove Concrete Sidewalk and Drives - Any Thickness", and will not be



paid for separately.

Payment for the removal of HMA pavement and aggregate base to provide space for concrete formwork and vibratory plate compactor shall be included in the price for the item of work, "Remove Concrete Curb and Gutter - Any Type", and will not be paid for separately.

The Item, "Detectable Warnings, Cast In Place" will be measured and paid for by the square foot of area stamped, typically 2' x 5'. This measurement/payment is in addition to the measurement/payment for the concrete ramp placement.

Completed work as measured for these items of work will be paid for at Contract Unit Price for the following Contract (Pay) Items:

<b><u>PAY ITEMS</u></b>	<b><u>PAY UNIT</u></b>
Concrete Curb or Curb and Gutter – All Types	Lineal Foot
Concrete Curb or Curb and Gutter – All Types (High Early)	Lineal Foot
4 Inch Concrete Sidewalk	Square Foot
6 Inch Concrete Sidewalk Ramp	Square Foot
6 Inch Concrete Drive - High Early	Square Foot

The unit prices for these items of work shall include all labor, material, and equipment costs to perform all the work specified in the Standard Specifications and as modified by this Detailed Specification.

**DETAILED SPECIFICATION  
FOR  
ITEM #245 -DETECTABLE WARNING, CAST IN PLACE**

**DESCRIPTION**

This work shall consist of furnishing and installing cast in place detectable warning units in compliance to the Americans with Disability Act (ADA). All work shall be in accordance with MDOT Standard Detail R-28 Series (version in place at time of the bid letting).

**MATERIALS AND CONSTRUCTION METHODS**

The detectable warning tiles shall be ceramic cement or composite polymer concrete (CRC), colored as Federal Number 22144 (frequently referred to as "Colonial Red" or "Brick Red"). The detectable warning tiles shall meet the following dimensions and tolerances:

1. Dimensions: Cast In Place Detectable/tactile Warning Surface Tiles shall be held within the following dimensions and tolerances:

Length: 24"

Width: The full width of the approaching walk (60" for typical sidewalk)

Depth: 1.375 (1-3/8") (+/-) 5% max.

Face Thickness: 0.1875 (3/16") (+/-) 5% max. Warpage of Edge: 0.5% max.

Embedment Flange Spacing: shall be no greater than 3.1"

2. Water Absorption of Tile when tested by ASTM D 570-98 not to exceed 0.05%.
3. Slip Resistance of Tile when tested by ASTM C 1028-96 the combined Wet and Dry Static Coefficient of Friction not to be less than 0.80 on top of domes and field area.
4. Compressive Strength of Tile when tested by ASTM D 695-02a not to be less than 28,000 psi.
5. Tensile Strength of Tile when tested by ASTM D 638-03 not to be less than 19,000 psi.
6. Flexural Strength of Tile when tested by ASTM D 790-03 not to be less than 25,000 psi.
7. Chemical Stain Resistance of Tile when tested by ASTM D 543-95 (re approved 2001) to withstand without discoloration or staining - 10% hydrochloric acid, urine, saturated calcium chloride, black stamp pad ink, chewing gum, red aerosol paint, 10% ammonium hydroxide, 1% soap solution, turpentine, Urea 5%, diesel fuel and motor oil.
8. Abrasive Wear of Tile when tested by BYK - Gardner Tester ASTM D 2486-00 with reciprocating linear motion of  $37 \pm$  cycles per minute over a 10" travel. The abrasive medium, a 40 grit Norton Metallite sand paper, to be fixed and leveled to a holder. The combined mass of the sled, weight and wood block is to be 3.2 lb. Average wear depth shall not exceed 0.060 after 1000 abrasion cycles when measured on the top surface of the dome representing the average of three measurement locations per sample.

9. Resistance to Wear of Unglazed Ceramic Tile by Taber Abrasion per ASTM C501-84 (re approved 2002) shall not be less than 500.
10. Fire Resistance of Tile when tested to ASTM E 84-05 flame spread shall be less than 15.
11. Gardner Impact to Geometry "GE" of the standard when tested by ASTM D 5420-04 to have a mean failure energy expressed as a function of specimen thickness of not less than 550 in. Ibf/in. A failure is noted when a crack is visible on either surface or when any brittle splitting is observed on the bottom plaque in the specimen.
12. Accelerated Weathering of Tile when tested by ASTM G 155-05a for 3000 hours shall exhibit the following result -  $\Delta E < 4.5$ , as well as no deterioration, fading or chalking of surface.
13. Accelerated Aging and Freeze Thaw Test of Tile and Adhesive System when tested to ASTM D 1037-99 shall show no evidence of cracking, delamination, warpage, checking, blistering, color change, loosening of tiles or other detrimental defects.
14. Salt and Spray Performance of Tile when tested to ASTM B 117-03 not to show any deterioration or other defects after 200 hours of exposure.
15. AASHTO HB-17 single wheel HS20-44 loading "Standard Specifications for Highways and Bridges". The Cast In Place Tile shall be mounted on a concrete platform with a 1/2" airspace at the underside of the tile top plate then subjected to the specified maximum load of 10,400 lbs., corresponding to an 8000 lb individual wheel load and a 30% impact factor. The tile shall exhibit no visible damage at the maximum load of 10,400 lbs.
16. Embedment flange spacing shall be no greater than 3.1" center to center spacing as illustrated on the product Cast In Place drawing.

**CONSTRUCTION METHODS**

The contractor shall follow manufacturer specifications for installation, except where they conflict with MDOT Standard Detail R-28 Series (version in place at time of the bid letting).

**MEASUREMENT AND PAYMENT**

The completed work as measured for this item of work will be paid for at the Contract Unit Prices for the following Contract (Pay) Item:

<b><u>PAY ITEM</u></b>	<b><u>PAY UNIT</u></b>
Detectable Warning, Cast In Place	Square Foot

The unit price for this item of work shall include all labor, material, and equipment costs to perform all the work specified in the Standard Specifications and as modified by this Detailed Specification.

**DETAILED SPECIFICATION  
FOR  
ITEM #250 - SAND SUBBASE COURSE, CLASS II - C.I.P.  
ITEM #251 - 21AA LIMESTONE - C.I.P.  
ITEM #252 - AGGREGATE BASE COURSE, 21AA - C.I.P.**

**DESCRIPTION**

This work shall consist of constructing an aggregate subbase or base course on an existing aggregate surface, or on a prepared subgrade in accordance with Sections 301, 302 and 307 of the 2012 edition of the MDOT Standard Specifications for Construction, except as specified herein.

**MATERIAL**

The materials used for this work shall be MDOT 21AA and Class II granular material meeting the requirements of the City of Ann Arbor Standard Specifications.

**CONSTRUCTION METHOD**

Sand or aggregate courses shall not be placed if, in the opinion of the Engineer, there are any indications that they may become frozen before their specified densities are obtained.

Sand or aggregate courses shall not be placed on a frozen base, subbase or subgrade.

The Contractor shall not use rubber-tired equipment on the grade, when its use causes, or may cause, in the opinion of the Engineer, damage to the grade. The Contractor shall conduct his/her operation(s), and provide all necessary equipment, to insure the satisfactory completion of the work without damaging the grade. This includes the transporting, stockpiling, rehandling, and movement of materials over additional distances, in lieu of driving on an unprotected, or partially unprotected, grade.

The Contractor is solely responsible for the maintenance and protection of the grade. Further, any damage to the grade which, in the opinion of the Engineer, is caused as a result of the Contractor's operation(s), or his/her subcontractors' or suppliers' operation(s), shall be repaired by the Contractor at the Contractor's expense. This includes any additional earthwork and/or maintenance materials as directed by the Engineer, for the purposes of the Contractor's maintenance and protection of the grade.

The Contractor shall shape the base, subbase and subgrade to the elevations, crowns, and grades as specified on the Plans and as directed by the Engineer. This may include regrading the subbase to provide different crown grades than those existing prior to the construction.

The Contractor shall remove, add to, re-shape, re-grade, and re-compact the existing roadbed materials, and shall construct the roadway to the cross-section(s) as indicated on the Plans, as detailed in the Specifications, and as directed by the Engineer. The Contractor shall use blade graders, maintainers, vibratory rollers, and/or other equipment as necessary, and as directed by the Engineer, for this work. Use of each specific piece of equipment is subject to the approval of the Engineer.

The Contractor shall maintain the base, subbase and subgrade in a smooth, well drained condition at all times.

Sand and aggregate courses shall be placed in uniform layers such that when compacted, they have the thicknesses shown on the Plans, or as directed by the Engineer. The loose measure of any layer shall not be more than 9-inches or less than 4-inches.

Sand subbase and aggregate base courses shall be compacted to not less than 98% of their respective maximum unit weights, as determined by the AASHTO T-180 test.

All granular materials shall be deposited from trucks or through a spreader in a manner that will minimize segregation of material.

Manholes, valve boxes, inlet structures and curbs shall be protected from damage. Manholes & inlet structures shall be continuously cleaned of construction debris and properly covered at all times during the construction. Upon completion of each day's work, manholes, water valve boxes, inlets and catch basins shall be thoroughly cleaned of all extraneous material.

At various times throughout the work, the Engineer may direct the Contractor to use smaller and/or lighter equipment, and to defer certain work tasks, in order to protect the grade and/or adjacent areas. The Contractor shall not be entitled to any additional compensation for the use of smaller equipment, lighter equipment, or work task deferral.

### **MEASUREMENT AND PAYMENT**

Where granular materials are used as base, as subbase, or as fill for excavations in Machine Grading areas, items of work "Aggregate Base Course, 21AA -C.I.P." and "Sand Subbase Course, CL II - C.I.P." shall be measured and paid accordingly.

Where granular materials are used as fill for undercuts at locations other than Machine Grading areas, item of work "21AA Limestone - C.I.P.", "Aggregate Base Course, 21AA -C.I.P." and/or "Sand Subbase Course, CL II - C.I.P." shall be measured and paid accordingly.

The completed work as measured for these items of work will be paid for at the Contract Unit Prices for the following Contract (Pay) Items:

<b><u>PAY ITEM</u></b>	<b><u>PAY UNIT</u></b>
Sand Subbase Course, Class II - C.I.P.	Cubic Yard
21AA Limestone - C.I.P.	Cubic Yard
Aggregate Base Course, 21AA - C.I.P.	Cubic Yard

The unit prices for these items of work shall include all labor, material, and equipment costs to perform all the work specified in the Standard Specifications and as modified by this Detailed Specification.

**DETAILED SPECIFICATION  
FOR  
ITEM #260 - REMOVE HMA PAVEMENT**

**DESCRIPTION**

This work shall consist of removing HMA surface/base as described in the City of Ann Arbor Standard Specifications, except as modified herein, and as directed by the Engineer.

**CONSTRUCTION METHOD**

The Contractor shall remove HMA surfaces, HMA bases, and brick bases of any thickness from any aggregate and/or concrete base course, without the removal of the aggregate or concrete base, all as shown on the Plans, as marked in the field, and as directed by the Engineer.

The Contractor shall remove, salvage, deliver to any location within the City limits or City-owned property, and neatly stack/stockpile all bricks, if present, as directed by the Engineer.

The Contractor shall remove and properly dispose of all excavated material and debris, including all asphalt and concrete. The Contractor shall not stockpile excavated material overnight on, or adjacent to, the site.

In areas where HMA pavement removal is to be performed adjacent to existing HMA pavement that is to remain, the pavement shall be saw cut prior to removal. Backhoe teeth, jackhammers equipped with spike points, milling machines, and backhoe mounted wheel cutters shall not be used.

Damage to adjacent pavement, pavement base, subbase, curb, gutter, sidewalk, utility structures, or other site features, due to removal operations shall be repaired by the Contractor, at the Contractor's expense, as directed by the Engineer.

The Contractor shall construct butt-joints, and trim butt-joints just prior to HMA paving as shown on the Plans, and as directed by the Engineer.

At various times throughout the work, the Engineer may direct the Contractor to use smaller and/or lighter equipment, and to defer certain work tasks, in order to protect the grade and/or adjacent areas. The Contractor shall not be entitled to any additional compensation for the use of alternate equipment, or work task deferral.

**MEASUREMENT AND PAYMENT**

The areas to be removed shall be marked and measured prior to the removal of any material. Measurement shall take place with both the Engineer and the Contractor (or their agents) present. Both parties shall come to an agreement regarding removal quantities prior to the actual removal of HMA pavement.

The completed work as measured for these items of work will be paid at the Contract Unit Prices for the following Contract (Pay) Item:

**PAY ITEM**

Remove HMA Pavement

**PAY UNIT**

Square Yard

The unit prices for these items of work shall include all labor, material, and equipment costs to perform all the work specified in the Standard Specifications and as modified by this Detailed Specification.

**DETAILED SPECIFICATION FOR  
ITEM #261 - REMOVE CONCRETE CURB OR CURB & GUTTER - ANY TYPE  
ITEM #262 - REMOVE CONCRETE SIDEWALK AND DRIVE - ANY  
THICKNESS**

**DESCRIPTION**

This work shall consist of removing concrete curb, gutter, curb and gutter, integral curb, sidewalk, sidewalk ramps, drive openings, and drives as shown on the Plans, as detailed in the Specifications, and as directed by the Engineer, in accordance with Section 204 of the 2012 edition of the MDOT Standard Specifications for Construction, except as specified herein, and as directed by the Engineer.

**CONSTRUCTION METHOD**

**The Contractor shall remove concrete curb, gutter, curb & gutter, integral curb, sidewalk, sidewalk ramps, drive openings, and drives, all regardless of the type and thickness, and all as shown on the Plans, as detailed in the Specifications, and as directed by the Engineer.**

Prior to the start of removals, the Engineer and Contractor together shall field measure all removals.

The Contractor shall perform full-depth saw cutting at removal limits, including those necessary to construct 2-foot wide City of Ann Arbor Type M drive openings, and including those necessary to provide for the partial removal of existing drive approaches as shown on the Plans, as directed by the Engineer, and as marked for removal. The Contractor shall cut steel reinforcement bars as directed by the Engineer at all areas of removal.

The Contractor shall remove, salvage, deliver to any location within the City limits, and neatly stack/stockpile all bricks, if present, as directed by the Engineer.

The Contractor shall excavate, cut, remove stumps, remove brush, grade, and trim as needed and as directed, and shall import, furnish, fill, place, grade, and compact granular material as needed to: construct new concrete items; to repair or replace existing concrete items; to relocate existing concrete items to their new specified/directed elevations/locations, including all necessary grading at elevation changes of curb and gutter, sidewalks and ramps; and at locations where existing concrete items are to be removed and turf is to be established in its place.

**The Contractor shall coordinate with the City Forester prior to the removal of any tree roots.**

At various times throughout the work, the Engineer may direct the Contractor to use smaller and/or lighter equipment, and to defer certain work tasks, in order to protect the grade and/or adjacent areas. The Contractor shall not be entitled to any additional compensation for the use of smaller equipment, lighter equipment, or work task deferral.

The Contractor shall re-shape, re-grade, and re-compact the existing roadbed materials to the cross-section(s) as indicated on the Plans, as detailed in the Specifications, and as directed by the Engineer. The Contractor shall use blade graders, maintainers, vibratory rollers, and/or other equipment as necessary, and as directed by the Engineer. The use of each specific piece of equipment is subject to the approval of the Engineer.

The Engineer may direct aggregate base materials to be either removed from or added to the job-site, to properly complete the work. Where the Engineer directs the addition of such materials, they shall be paid for as either the Item of Work: "21AA Limestone - C.I.P.", "Aggregate Base Course, 21AA - C.I.P." or "Sand Subbase Course, CL II - C.I.P.". Where the Engineer directs such materials to be removed, they will not be

paid for separately, but shall be included in the appropriate concrete removal item.

Where existing concrete curb & gutter is to be replaced on a street with a concrete (or brick) base, the Engineer may direct the Contractor to remove a 1-to-2-foot wide, full-depth section of pavement and pavement base from immediately in front of the curb & gutter. As part of this pavement/base removal, the Contractor shall perform additional (double) full-depth saw-cutting along the entire removal limits, and shall take sufficient care so as not to damage and/or disturb any adjacent pavement, pavement base, and/or any other site feature, all as directed by the Engineer. The removals shall be to a sufficient width and depth to allow for the placement and removal of the curb & gutter formwork. After the removal of the formwork, the Contractor shall replace the concrete base to its original thickness and elevation(s).

Excavated/removal areas shall be adequately protected with barricades or fencing at all times.

Removed or excavated materials which are not incorporated into the work shall become the property of the Contractor and shall be immediately removed and properly disposed of off-site. Removed or excavated materials may not be stockpiled overnight on, or adjacent to, the site.

Subbase or subgrade removed without authorization by the Engineer shall be replaced and compacted by the Contractor at the Contractor's expense, with materials specified by the Engineer.

The Contractor shall restore all disturbed areas to better than or equal to their original condition. This includes the placement and compaction of 2.5 inches of topsoil, followed by placement of grass seed, followed by the placement of 0.5 inches of topsoil at all turf restoration locations, and at locations where concrete items are removed and turf is to be established. All restoration work and materials shall be in accordance with the City Standard Specifications. Restoration work must be performed within one week of the placement of the wearing course for each street.

### **MEASUREMENT AND PAYMENT**

Sidewalk ramp removal shall be measured and paid for as "Remove Concrete Sidewalk and Driveways - Any Thickness".

Payment for saw cutting to create or modify Type M openings, and to allow for the partial removal of existing drives shall be included in the price of the item of work, "Remove Concrete Sidewalk & Driveways - Any Thickness", and will not be paid for separately.

All sawcutting required for removals shall be included in the appropriate item of work, and will not be paid for separately.

Restoration work, including backfilling, compacting, HMA patching adjacent to concrete items, topsoiling and seeding will not be paid for separately, but shall be included in the appropriate associated items of work.

Concrete removal items shall be field measured and paid for at the Contract Unit Prices for their respective Contract (Pay) Items as follows:

<b><u>PAY ITEM</u></b>	<b><u>PAY UNIT</u></b>
Remove Concrete Curb or Curb and Gutter - Any Type	Lineal Foot
Remove Concrete Sidewalk and Drive - Any Thickness	Square Foot

The unit prices for these items of work shall include all labor, material, and equipment costs to perform all the work specified in the Standard Specifications and as modified by this Detailed Specification.



**DETAILED SPECIFICATION  
FOR  
ITEM #280 – SAND FILTER  
ITEM #281 – CATCHBASIN STRUCTURE AND GRATE  
ITEM #282 – STOP GATE AND CONTROL ORIFICE  
ITEM #283 – OPEN CELL PAVERS  
ITEM #284 – ADDITIONAL STORAGE AGGREGATE**

**DESCRIPTION OF WORK**

Sand Filters are best management practices (BMPs) which are designed to enhance the filtration and capture of the first flush component of stormwater runoff. The removal of suspended solids from the runoff will improve the quality of the captured runoff. In addition the sand filter will store water over the underlying soils and provide the potential for improving the infiltration.

**CONSTRUCTION METHOD**

The Contractor shall provide all labor, materials, tools, equipment, and incidentals as shown, specified, and required to furnish and install all sand filters as specified on the Drawings. The sand filters shall include an underdrain system connecting each underground storage system to the stormwater conveyance system as specified in the Drawings as well as a stone base, amended soils, and native perennials or turf grass as specified.

Types of products required include the following:

- Perforated and non-perforated pipe
- Filter soil
- Storage aggregate
- Stormwater storage chambers
- Drainage geocomposite
- Catchbasin structure and grate
- Wall-mounted stop gate with control orifice
- Open cell paver blocks

The Contractor must notify the Engineer in advance when specific items are ready for observation. The construction shall not proceed without the approval of the Engineer at the specific points indicated below, unless the express consent of the Engineer is given to proceed. The Engineer may stop construction and/or have materials removed at the Contractor's expense if no notification or approval to proceed is given. Contractor responsibilities include:

- Start of construction – Locate utilities and layout sand filters, relocate utilities as required while providing the required separation of at least 2', locate and install appropriate temporary erosion control measures.
- Completion of excavation – Excavate material and verify contours and that the base of the entire sand filter is level.
- Placement of underdrain structures and gravel – Place geofabric, 6" underdrain in 6" foundation layer of soil connected to stormwater control structures, install stormwater storage chambers, make internal connections between stormwater control structures, place storage aggregate in compacted lifts to 6" over the top of the stormwater storage chambers, install middle geofabric layer, and place at least an additional 6" of storage aggregate above the middle geofabric. A top geofabric layers shall be

installed on top of the final aggregate grade.

- Install open cell pavers – Place open cell pavers onto aggregate material for both curb cut spillways and sand filter terraces. Install pavers according to manufacturer instructions.
- Placement of filter soil – Verify that material is approved prior to placement, install the filter soil and perform final grading to the needed contours.
- Planting – Engineer will determine the locations that will include native plantings or turf. Establish turf or native seeding mixtures according to detailed specifications for items 880 - 883.
- Completion of construction – Seeding of other restoration areas and installation of permanent erosion control measures, removal of excess or excavated materials, and general cleanliness and completeness of work areas.

## **PRODUCTS**

### Geofabric

Geofabric shall be constructed of a non-woven geotextile that meets AASHTO M288 Class 2. The geofabric shall be placed on the bottom, sides, and ends of the excavated sand filter with a minimum overlap of 2' at all joints. Geofabric will also be placed above the stormwater storage chambers as shown on the drawings.

### Perforated Pipe

Underdrain piping will consist of perforated single wall HDPE highway pipe with geofabric sock unless otherwise noted on Drawings. The perforations shall be slits in the corrugations spaced every 4 inches or an equivalent approved by the Engineer.

A perforated pipe shall be installed on the geofabric within the base of the storage aggregate and shall originate 1 foot short of the sand filter wall and terminate in the specified catchbasin structure.

### Stormwater Storage Chambers

The chambers shall meet the ASTM F 2922-12 standard specification for polyethylene (PE) corrugated wall stormwater storage chambers. The installed chamber system shall provide the load factors specified in the ASSHTO LRFD bridge design specifications section 12.12 for earth and live loads with consideration for impact and multiple vehicle presence. The chambers to be used shall have an open bottom and be 16" high with a width of 34" and a unit length of 85.4". End caps shall be used on each open end of unit. Chambers shall be StormTech SC-310 or equal.

### Storage Aggregate

Storage aggregate shall consist of ¾" – 2" crushed angular stone. The material shall be washed and contain no more than 1% fines, including silt, clay or organic material. No PreCenozoic limestone, dolomite, or stone containing phosphate shall be used.

### Filter Soil

Filter soil shall be composed of 75% by weight of sand and 25% compost. Sand shall be clean construction sand, free of deleterious materials including but not limited to clay, silt, organics, woody debris, construction debris or other materials that may negatively affect infiltration. Clean construction sand or clean river-run sand is acceptable. A sample of the sand shall be made available to the Engineer prior to mixing the amended soils. Any deleterious materials in the sand will be screened at the expense of the Contractor.

Compost shall be aged yard-leaf compost and shall be free of deleterious materials including but not limited to clay, silt, manure solids, woody debris, plastics, construction debris or other materials that may negatively

affect infiltration. The pH shall be between 5.5 and 8.5. Particles shall be able to pass through a 1-inch screen or smaller. Compost that smells putrid, has an ammonia odor, or shows visible signs of mold is unacceptable. A sample of the compost shall be made available to the Engineer prior to mixing the amended soils.

#### Catch Basin Structure and Grate

The catch basin (structure) shall consist of a 3' x 3' precast structure with a depth and grate size as indicated on the drawings, cast as a single unit consisting of the base and side walls and fit with a top slab frame and grate. Structure, frames and covers shall support an H20 loading.

Structure shall have a 6" inlet cast into the catch basin chamber that extends 6" from the exterior of the structure, and shall include a break out panel for installation of the catchbasin lead to the stormwater drainage system. Pipe connection to storm sewer shall be sealed with a rubber boot to limit infiltration, or approved equal.

Specific requirements for the catch basin are as follows:

- A. Structural design calculations and Drawings shall be prepared and stamped by a professional engineer registered in the State of Michigan.
- B. All precast concrete shall have a minimum compressive strength of 5000 psi at 28 days. Water shall be kept to a minimum to obtain concrete which is as dense and watertight as possible. The maximum water-to-cement ratio shall be 0.40 by weight and the minimum cement content shall be 600 lbs of cement per cubic yard of concrete. The above ratios shall be revised for sacks of cement weighing different from 94 pounds per sack.
- C. Design Criteria
  1. All precast concrete members shall conform to ACI 318.
  2. When the design yield strength "fy" for tension reinforcement exceeds 40,000 psi, the "z" values referred to in ACI 318 shall not exceed 95 kips/in. The flexural stress in reinforcement under service loads "fs" shall be calculated and shall not be greater than 50 percent of the specified yield strength fy.
  3. The precast concrete structure's elements shall be designed to support their own weight, the weight of soil above at 120 pcf and shall be capable of withstanding a live load equal to an AASHTO HS-20 highway loading applied to the top slab.
  4. The base slab and walls shall be cast together to form a monolithic base section.
  5. All exterior walls shall be designed for an equivalent fluid pressure of 90 lbs/sq ft. The top of the pressure diagram shall be assumed to originate at finished ground level. Additional lateral pressure from approaching truck wheels shall be considered in accordance with AASHTO.
  6. The structural design shall take into account discontinuities in the structure produced by openings and joints in the structure.
  7. The structures shall be designed to prevent flotation without the benefit of skin friction when the ground water level is at finished ground surface. Flotation forces shall be resisted by the dead load of the structure and soil directly above the structure. Weight of equipment and piping within the structure and soil frictional forces shall not be considered as being effective in resisting flotation forces.

8. If the design of the box structure requires a concrete pad to prevent flotation, the cost of designing, furnishing and installing a reinforced concrete pad shall be included in the price for the structure. Details of the design of the concrete pad (if required) shall be submitted to the Engineer for review.
  9. All walls and slabs shall be analyzed by accepted engineering principles. Openings shall be completely framed as required to carry the full design loads to support walls. All slabs and walls shall be fully reinforced on both faces and the minimum reinforcing shall be No. 5 at 12-in E.F.E.W. Additional reinforcing shall be provided around all openings.
  10. The horizontal wall joints shall not be located within 18-in of the horizontal centerline of wall penetrations.
- D. The structure shall be built by the manufacturer in no more than two major sections including the top slab.
  - E. Where top slabs are used or required, lifting hooks shall be provided.
  - F. As required, access openings and pipe penetrations shall be formed openings and wall sleeves/pipes shall be integrally cast; all openings shall be located as shown on the Drawings.
  - G. Tongue and groove joints of precast structure sections shall be sealed with either a round rubber O-ring gasket or a preformed flexible joint sealant. The O-ring shall conform to ASTM C443. The preformed flexible joint sealant shall be Kent Seal No. 2 by Hamilton-Kent; Ram-Nek by K.T. Snyder Company or equal.
  - H. Joints shall be designed and manufactured so that the completed joint will withstand an internal water pressure of 15 psi without leakage or displacement of the gasket or sealant.
  - I. Structure Installation
    1. Structure shall be constructed to the dimensions shown on the Drawings and as specified herein. All work shall be protected against flooding and flotation.
    2. The structure base shall be placed on a bed of 12-in screened gravel as shown on the Drawings. The bases shall be set at a grade to assure that a maximum of 8-in thickness of brickwork will bring the manhole frame and cover to final grade. Cast-in-place bases shall be constructed in accordance with applicable requirements and the details shown on the Drawings.
    3. Structure shall be set plumb and with sections in true alignment with a 1/4-in maximum tolerance to be allowed. The joints of precast barrel sections shall be sealed with either a rubber O-ring set in a recess or the preformed flexible joint sealant used in sufficient quantity to fill 75 percent of the joint cavity. The outside and inside joint shall be filled with non-shrink mortar and finished flush with the adjoining surfaces. Allow joints to set for 24-hours before backfilling. Backfilling shall be done in a careful manner, bringing the fill up evenly on all sides. If any leaks appear in the manholes, the inside joints shall be caulked with lead wool to the satisfaction of the Engineer. Install the precast sections in a manner that will result in a watertight joint.
    4. Holes in the concrete barrel sections required for handling or other purposes shall be plugged with a non-shrinking grout or non-shrinking grout in combination with concrete plugs and finished flush on the inside.

5. Penetrations must be precast sections to accommodate pipes, and all holes shall be equipped with rubber boots to provide a watertight seal around any discharge piping.
6. Manhole pipe connections shall be accomplished in the ways specified herein. Pipe stubs for future extensions shall also be connected and the stub end closed by a suitable watertight plug.

### Inlet Control (Stop) Gate

The inlet control gate shall be a wall mounted stop gate and frame with an orifice cut into the stop gate of the size and at the location identified in the table on the Drawings.

Specific requirements for the stop gate are as follows:

- A. The gate frame shall be surface mounted guides compatible with the stop gate material as specified by the manufacturer.
  1. Allowable leakage is 0.01 gallons/minute per wetted foot.
  2. Manufacture shall identify in writing compliance with this requirement.
  3. A watertight seal/gasket shall be provided between the frame and inside wall to prevent leakage around the frame.
- B. The frame shall be wide enough such that no portion of the frame encroaches on the wall pipe of which the stop gate is mounted over. The wall pipe opening shall be fully exposed when the stop gate is lifted vertically.
- C. Manufacturer shall specify the anchor bolt size, pattern, and embedment depth for each gate.
- D. Stop gate material shall be a minimum of ¼” thick FRP with internal steel reinforcing to deflect no more than 1/360 of the gate span under maximum head condition. Max head condition shall be taken as the elevation of the top of the gate.
- E. A handle that rises above the top of gate shall be provided. A handle cut into the stop gate shall not be permitted.
- F. The stop gate must be able to be removed entirely from the structure with only the stormwater grate removed. The stop gate removal must not require that the structure top slab be moved or removed.

### Spillway Pavers

Spillway pavers for sand filter terraces shall be GEOLINK permeable grass pavers. Pavers shall incorporate open cells within the block support to promote vegetative growth. Options for paver color shall be provided to Engineer for selection prior to delivery to site.

## **INSTALLATION**

The work to be performed under this contract includes, but is not limited to, constructing the work described below and all appurtenances related to the work. The work shall be as follows:

### Submittals

The Contractor shall submit to the Engineer sources for aggregate, filter sand, and compost.

The Contractor shall submit to the Engineer material cut sheets for geocomposite filter fabric, erosion control fabric, drain basins, grates, storage chambers, and pipe.

### Sand Filter Construction

Establish an access point to each sand filter as shown on the Drawings. Install erosion control measures around the perimeter of the work area as deemed necessary by the Engineer. After initial site grading, the Contractor shall provide temporary protection from curb cuts and other potential inflow entrances so that runoff drainage does not enter the sand filters during construction and installation.

The Contractor shall excavate sand filters to the elevations specified in the Drawings and specifications. Note that the base of the entire sand filter shall be excavated to the same elevation with no slope introduced. In-situ soils shall not be further compacted. Geofabric shall be installed along the base of the excavation and held in place along the excavation walls, with suitable overlaps between different sections of geofabric as required by the manufacturer.

The perforated drainage pipe shall be installed directly on the geofabric and connected to the stormwater control structure. The foundation layer of stone shall be placed to a depth of 6" and compacted. The stormwater storage chambers shall be placed on the foundation gravel, properly interconnected with other segments according to the manufacturer details, and end caps installed. The stormwater storage chamber spacing of at least 6" between units and 1' to the excavation wall shall be maintained and gravel added in 6" lifts. Gravel shall be added to 6" above the stormwater storage chambers, and another layer of geofabric shall be added. The remaining 6" storage aggregate shall be placed around and over the underdrain system.

For sand filters that require terracing or for sand filters shown with non-standard depths on the plans, additional storage aggregate shall be added and used to form the terrace elevations and open cell pavers shall be placed along slopes exceeding a 1:3 grade at all of the curb cut stormwater openings, and as specified on the Drawings. Once this work is complete, the amended filter soils as described earlier shall be placed over the storage aggregate and open cell pavers to the final grading as shown on the drawings. Any deleterious materials in the filter soils sand will be screened at the expense of the Contractor. Soils should be pre-soaked prior to vegetation installation to aid in settling and to increase probability of vegetative success. Complete final grading of soils by hand or manually operated walk-behind equipment to achieve proposed design elevations.

For locations that call for native seeding, install native seed mix or other plant materials at the direction of the Engineer.

For locations with turf, the appropriate turf seed blend shall be installed in all areas containing filter soil.

All curb cuts, overland flow or other hydrologic inputs shall not be brought online and allowed to enter sand filters for at least 14 days following seeding, or until turf establishment is verified and approved by Engineer.

## MAINTENANCE AND GUARANTEE

The Contractor shall assume responsibility for maintaining work to the end of the guarantee period. During this period, the Contractor shall make a minimum of one maintenance trip every 4 weeks during the growing season and as many more as necessary to keep the plantings and turf in a thriving condition.

Maintenance activities generally include but are not limited to: prescribed burns, herbicide applications of invasive species, spot-spraying or hand-pulling undesirable weeds, irrigation, debris removal, and supplemental plantings as determined to be appropriate by the Engineer.

- Watering shall be the responsibility of the Contractor. Plugs and seed shall be kept moist for optimum plant growth (1 inch of water each week, including rainfall) for the first growing season. Any erosion resulting from watering shall be repaired by the Contractor.
- Weeding will be the responsibility of the Contractor. The sand filters will be kept free of species other than those specified in the planting plan.
- Trash removal and maintenance of the drainage structures will be the responsibility of the Contractor. The drainage structures and inlets will be kept free of debris that may block storm flows and cause an overflow of the sand filters. Protection from foot traffic, mowing, or herbicide application is the responsibility of the Contractor. Appropriate signage and/or fencing may be used following approval by the Engineer to protect the plantings until they are fully established.

The Contractor shall replace, at no cost to the Owner, all dead vegetation during the maintenance period, and will maintain the sand filters to ensure uniform healthy plant growth, in order for the site to be released by the Engineer so that the Contractor may be paid the final retainage.

## MAINTENANCE PLAN

During the period of the contract, the contractor shall perform the elements of the Maintenance Plan, as described below. This plan requires the following bi-annual inspection (Fall and Spring) to be performed:

- Inspect and maintain the sand filter catchbasins – Vegetation, grass, bark, mulch, and accumulated leaves from the fall season, and grit from the winter season will accumulate in the sand filters. Perform inspections in the fall and spring and clear and remove these materials from the catchbasin and catchbasin sumps using a Vactor or alternative methods.
- Inspect and maintain the curb cut energy dissipation pads – Solids and grit may accumulate on the energy dissipation pads downstream from the curb cuts that enter each sand filter. Areas with accumulation should be swept or vactored to remove deposited solids.
- Inspect and maintain the sand filter surfaces – The sand filter surface should be inspected, and if necessary, any leaves, trash, or other material removed. A motorized vacuum methods used for leaf collection shall be employed.
- Inspect the terraces for erosion – Some sand filters may have terraces to make sure that surface water is evenly distributed. These terraces shall be inspected to verify that they have not eroded and that the spillway pavers have adequate soil to support vegetation. Any eroded areas shall be repaired to make sure that the terraces are continuous and vegetated.
- Standing water and sediment inspection – Should standing water be observed, or if the base of the sand filter is less than 4" below the catchbasin grate elevation, the surface of the sand filter may need to be removed and replaced with appropriate filter soils and replanted. The use of 75% sand and 25% compost shall be used, and a low maintenance turf blend used to minimize the amount of mowing or watering needed in the sand filter areas. If the discharge orifice is plugged, this should be unblocked and material removed so that it will discharge flow at the required rate.
- Native planting inspection – If the sand filter has had native plantings provided, the condition of the native plantings shall be reviewed each fall to determine if the native plantings need to be burned to

remove invasive plants, or if weeding is needed the following spring. Perform this maintenance as needed.

**GUARANTEE**

By May 31<sup>st</sup> of the year following seeding, the sand filter and surrounding disturbed areas shall show a uniform density of healthy specimens of turf or native cover. The sand filters shall also be free of weeds and trash, and covered in a uniform layer of mulch, as determined by the Engineer.

Establishment of a dense stand of native perennial flowering species or turf in the sand filters and uniform lawn in the disturbed areas around the sand filters within the first year following planting is the responsibility of the Contractor.

Uniform density is deemed as 85% coverage of all sand filter areas, with no bare patches greater than 4 square feet within the sand filters, or bare patches greater than 1 square foot within the areas of turf grass.

Any area in the sand filters that fails to show a uniform density of plants shall be replanted with appropriate native seed mix, temporary stabilization seed mix, or turf. Any bare patches around the borders will be reseeded with fescue until a uniform density of turf grass is established.

**MEASUREMENT AND PAYMENT**

The completed work as measured will be paid for at the Contract Unit Price for the following contract items (pay items):

<b><u>PAY ITEM</u></b>	<b><u>PAY UNIT</u></b>
Sand Filter	Square Foot
Catch Basin Structure and Grate	Each
Stop Gate and Control Orifice	Each
Open Cell Pavers	Square Foot
Additional Storage Aggregate	CY

The unit price includes all labor, equipment, materials, and documents necessary to install the sand filter, catchbasin, stop gate and control orifice as detailed in the plans.



# DETAILED SPECIFICATION FOR ITEM #285 – TURF HYDROSEEDING

## DESCRIPTION

This work shall consist of, hydroseeding sand filter areas, terracing slopes and transition slopes surrounding the sand filters. It shall also consist of placing erosion control matting as indicated on the plans, as detailed in the specifications, or as directed by the Engineer.

The related work of preparing the earth bed, furnishing, and placing the topsoil, furnishing the seed mixtures, furnishing the fertilizer, sowing the seed, furnishing and installing the erosion control matting and watering shall conform to the requirements of this Special Provision and Section 816, Turf Establishment, of the Michigan Department of Transportation (MDOT) 2012 Standard Specifications for Construction.

## MATERIALS

The materials shall meet the requirements specified in the 2012 MDOT Standard Specifications for Construction except as specified herein:

- Seed shall be fresh, clean, dry, new-crop seed complying with the AOSA’s “Rules for Testing Seed”, tested for purity and germination tolerances.

Variety	Proportion Weight	By Purity	Germination
Baron Kentucky Bluegrass	25%	90	80
Kentucky Bluegrass 98/80	15%	98	80
Park Kentucky Bluegrass	15%	90	80
Omega III Perennial Ryegrass	20%	98	90
Creeping Red Fescue	25%	95	90

Maximum weed content shall be 0.30%.

- Fertilizers shall be a Class A. The percentages by weight shall be at a minimum 10N-10P-10K or as required and approved by the Engineer.
- The seed, fertilizer, and adhesive (mulch binder) shall be mixed together and applied at one time.
- Water used shall be obtained from fresh water sources and shall be free from injurious chemicals and other toxic substances.

Erosion Control Blanket:

Straw/jute blanket shall be constructed with a 100% agricultural straw matrix with jute and cotton netting on top and bottom, be 100% biodegradable, and have a typical functional longevity of 12 months. Use 6 inch long biodegradable stakes 24 inch O.C. or as directed by the Engineer. Plastic weaving will not be permitted.

Maintenance and Acceptance - It is the responsibility of the Contractor to establish a dense, vigorous, weed free lawn of permanent grasses, free from mounds and depressions prior to final acceptance and payment of this project. Any portion of a seeded area that fails to show a uniform germination, shall be re-seeded. Such re-seeding shall be at the Contractor's expense and shall continue until a dense, vigorous and weed free lawn is established.

The Contractor shall maintain all lawn areas until they have been accepted by the Engineer. Lawn maintenance shall begin immediately after the grass seed is in place, and shall continue until final acceptance with the following requirements:

- Lawns shall be protected and maintained by watering, mowing, and reseeding as necessary, until the period of time when the final acceptance and payment is made. The Contractor shall establish a uniform, dense, vigorous, and weed-free stand of the specified grasses. Maintenance includes, but is not limited to; deposition of additional topsoil; re-seeding; watering; fertilizing; mowing, and any other work as required to correct all settlement, erosion, germination, and establishment issues until the date of final acceptance by the Engineer.
- Damage to seeded areas resulting from erosion shall be repaired by the Contractor at the Contractor's expense. Scattered bare spots in seeded areas will not be allowed over three (3) percent of the area nor greater than 6"x 6" in size.

When the above requirements have been fulfilled, the Engineer will accept the lawn.

### **MEASUREMENT AND PAYMENT**

The completed work shall be paid for at the contract unit price for the following contract items (pay items):

#### **PAY ITEM**

Turf Hydroseeding

#### **PAY UNIT**

Square Yard

"Turf Hydroseeding" will be measured by area in square yards and will be paid for at the contract unit prices which shall be payment in full for all labor, materials, and equipment needed to accomplish this work.

The hydroseeding shall be placed on all sand filter lawn areas as called for on the plans, and shall include furnishing and installing seed, fertilizer, mulch, mulch adhesive, erosion control matting and all required watering necessary for the establishment of the turf. Hydroseeding of permeable grass paver areas shall be conducted in accordance with paver manufacturer recommendations. Watering will not be paid for separately.

Any damage or soiling to signs, fences, trees, pavements, or structures shall be repaired and/or cleaned by the Contractor at the Contractor's sole expense.

After initial placement of the hydroseed mixture(s), fifty (50) percent of the total quantity placed for each item will be certified for payment. The remaining fifty (50) percent of the total quantities will be held by the Engineer until such time as all lawn areas have been established and accepted by the Engineer.

Final acceptance shall occur no sooner than May 31<sup>st</sup> of the year after the year in which the lawn areas were initially planted.

**DETAILED SPECIFICATION  
FOR  
ITEM #286: NATIVE SEEDING MIXTURE, COMPLETE  
ITEM #287: TEMPORARY EROSION CONTROL SEEDING MIXTURE AR**

**DESCRIPTION**

This work shall consist of furnishing and applying Engineer-approved weed control and herbicide materials; fine grading, grooming, and preparing areas for temporary and permanent seeding; furnishing and placing seed where Temporary Erosion Control and Native Seed is called for on the plans or as directed by the engineer or as required to be placed to stabilize prepared areas; and, furnishing and placing mulch or mulch blankets. All work shall be performed in accordance with Sections 205 and 816 of the 2012 Michigan Department of Transportation Standard Specifications for Construction except as provided herein.

**MATERIALS**

Native seed shall be fresh, clean, new seed of native plant material of genotypes from the north central states only (IL, IN, MI, OH) and from a recognized nursery of this region. Seed mix shall be composed of seed with the purity, germination, and proportions by acre, as indicated on the drawings.

Seed weights listed for native seed mixes are shown as pure live seed (PLS) and indicate the total amount of fresh, new crop seed per acre for all species listed. The native seed mixture shall be by weight and proportions as shown in the following table.

Seed sources for all the native seed are available through The Michigan Wildflower Farm, Portland, Michigan, (517) 647-6010; JFNew, Walkerton, IN (574) 586-2412; or LaFayette Home Nursery, LaFayette IL, (309) 995-3311, or approved substitution.

## Native Seeding Mixture

### Grass Seed

<u>Botanical Name</u>	<u>Common Name</u>	<u>Amt /Rate</u>
<i>Andropogon gerardii</i>	Big Bluestem	8 oz./acre
<i>Elymus canadensis</i>	Canada Wild Rye	48 oz./acre
<i>Hystrix patula</i>	Bottlebrush Grass	16 oz./acre
<i>Panicum virgatum</i>	Switch Grass	32 oz./acre
<i>Schizachyrium scoparium</i>	Little Bluestem	16 oz./acre
		<hr/>
		112 total oz./ac. or
		7.00 total lbs./ac.
<i>Lolium multiflorum</i>	Annual Rye	200 lb./acre

### Forb Seed

<u>Botanical Name</u>	<u>Common Name</u>	<u>Amt /Rate</u>
<i>Allium cernuum</i>	Nodding Wild Onion	6 oz./acre
<i>Asclepias tuberosa</i>	Butterflyweed	10 oz./acre
<i>Aster novae-angliae</i>	New England Aster	1 oz./acre
<i>Campanula americana</i>	Tall Bellflower	0.25 oz./acre
<i>Clematis virginiana</i>	Virgin's Bower	3 oz./acre
<i>Eupatorium maculatum</i>	Spotted Joe-Pye Weed	0.5 oz./acre
<i>Euphorbia corollata</i>	Flowering Spurge	0.5 oz./acre
<i>Helenium autumnale</i>	Sneezeweed	0.25 oz./acre
<i>Monarda fistulosa</i>	Bee-balm	2 oz./acre
<i>Monarda punctata</i>	Horsemint	1 oz./acre
<i>Penstemon digitalis</i>	Foxglove Beardstongue	0.5 oz./acre
<i>Penstemon hirsutus</i>	Hairy Beardstongue	0.25 oz./acre
<i>Pycnanthemum tenuifolium</i>	Mountain-Mint	0.25 oz./acre
<i>Pycnanthemum virginianum</i>	Common Mountain Mint	0.25 oz./acre
<i>Ratibida pinnata</i>	Yellow Coneflower	2 oz./acre
<i>Rudbeckia hirta</i>	Black-Eyed Susan	2 oz./acre
<i>Rudbeckia laciniata</i>	Cutleaf Coneflower	4 oz./acre
<i>Solidago gigantea</i>	Late Goldenrod	0.25 oz./acre
<i>Solidago patula</i>	Swamp Goldenrod	0.5 oz./acre
<i>Tradescantia ohioensis</i>	Spiderwort	8 oz./acre
<i>Verbena stricta</i>	Hoary Vervain	5 oz./acre
<i>Vernonia missurica</i>	Ironweed	2 oz./acre
<i>Veronicastrum virginicum</i>	Culver's Root	0.25 oz./acre
		<hr/>
		49.75 total oz./ac. or
		3.11 total lbs./ac.

Mulch for native seed shall be clean chopped straw from oats to protect seeded areas from invasive species frequently found in common straw. No other type of mulch is acceptable. It shall be natural and suited for horticultural use and not contain lumps, roots or other foreign matter over one inch in diameter. It shall be free of seeds and noxious weeds. Mulch shall not contain more than 35% moisture by weight. Mulch is not necessary under straw mulch blanket.

Seed for Temporary Erosion Control shall be Annual Rye, *Lolium multiflorum*.

Mulch for Temporary Erosion Control Seed shall be Straw Mulch Blanket.

### SUBMITTALS

The Contractor shall notify the Engineer of the native seed source no later than thirty days after the contract award. The Contractor shall review native seed sources with Engineer prior to ordering and shall submit an invoice following purchase and delivery of the seed. The Contractor shall submit to the Engineer a plan and schedule for seeding at least four weeks prior to the scheduled commencement of work.

### METHODS OF CONSTRUCTION

Seeding shall be performed in accordance with the requirements of Section 816 of the 2012 MDOT Standard Specifications for Construction except as modified herein.

### 1. Delivery, Storage and Handling

Seed shall be delivered in original sealed containers, labeled in accordance with State Regulations and the US Department of Agriculture Rules and Regulations under the Federal Seed Act. Seed shall be stored in such a manner that it will be protected from damage by heat, moisture, rodents, or other causes.

### 2. Seeding Time

Native Seed areas shall be seeded after October 1<sup>st</sup>, but before November 30<sup>th</sup>, or prior to the ground freezing (as determined by the Engineer) "Fall Seeding Time"; or, after frost has left the ground in the spring until June 1 "Spring Seeding Time."

If final grading and seed bed preparation is completed between Spring and Fall Seeding Time, Temporary Erosion Control Seeding shall be placed immediately following completion of final grades.

Temporary Erosion Control Seed shall be placed immediately after final grading and seed bed preparation is completed in areas shown on the plans.

### 3. Sowing Temporary Erosion Control Seed

Temporary Erosion Control Seed shall be placed immediately after final grading at a rate of 200 pounds per acre in areas shown on the plans, even in areas with a slope of 1:3 or greater.

Place Straw Mulch Blanket on top of Temporary Erosion Control Seed immediately after sowing.

### 4. Preparation of Earth Bed and Sowing Native Seed

Prepare Native Areas for seeding in accordance with Section 816.03.A.1 of the MDOT 2012 Standard Specifications for Construction.

Place topsoil in accordance with Section 816.03.A.2 except that the seed bed shall be graded and groomed to the contours as shown on the plans and all rocks and stones of 1" diameter or greater, roots, brush, litter, and any other deleterious matter shall be removed and properly disposed of off-site.

All slopes and graded areas shall be considered to be Class A Slopes and shall be prepared in accordance with the requirements of Section 205.03.N.

The Contractor shall not fertilize any native seed bed or planting area.

Do not sow seed in planting areas where standing water is present. Remove excess water.

Sow native seed at the rate in pounds per acre indicated on the drawings. Sow seed into soil in several directions to avoid uniform rows. Seed shall be sown with mason sand as a carrier. The mixture of seed to carrier shall consist of equal parts seed to sand. Lightly rake seeded areas to incorporate seed into soil and to cover the seed within twelve hours, if conditions permit, or as soon thereafter as practicable.

#### Methods of seeding

For small areas and on slopes 1:3 or steeper seeding shall be by hand or broadcast seeder on a calm day (winds between 0 and 5 mph). Sow seed evenly. Firm soil with a roller or other methods as approved by the Engineer in order to provide consistent soil and seed contact. For large areas, and on slopes flatter than 1:3, seed shall be drilled into the soil with a native seed drill moving in several directions, perpendicular and parallel to the contours, making two or three passes over each area to avoid uniform rows of grass and forbs. Rolling of the seedbed shall not be required with if a native seed drill is used.

The Engineer may approve the use of hydroseeding equipment on large areas. Should the Contractor elect to propose hydroseeding as an alternative method of seeding, they shall submit their request and description of all equipment and materials to be used to the Engineer for evaluation a minimum of 30 days prior to the scheduled start date.

If the use of hydroseeding equipment is approved by the Engineer, the equipment shall meet the following requirements:

1. The hydraulic seeding equipment shall include a pump rated and operated at no less than 100 gallons per minute and no less than 100 pounds per square inch pressure.
2. A minimum of 1,000 gallons of seed-mulch slurry mixture shall be used. The tank shall have a mechanical agitator powerful enough to keep all material in a uniform suspension in the water.
3. Calibration of the hydraulic seeding equipment shall be accurate and to the satisfaction of the Engineer. When hydroseeding, the nozzle must be no closer than 15 ft. but no further than 30 ft. from the soil surface and shall be maintained at a 45-degree angle to the ground during seeding.
4. Paper as a mulch shall not be used.
5. Mulch made from clean chopped straw from oats shall be placed over all native seeded areas at a rate of 2 tons per acre. Straw Mulch blankets shall be placed over all temporary erosion control seeded areas.

If final grading was completed prior to Native Seed Seeding Time and erosion control seed has germinated and is growing, mow erosion control grasses to a height of 3 inches, remove mulch blanket, and prepare seed bed in accordance with Section 816.03.A.1 and the requirements of this Special Provision, and furnish and sow native seed as specified herein. The Contractor shall then re-mulch the areas in accordance with the requirements of this specification.

### **MEASUREMENT AND PAYMENT**

The completed work as described will be measured and paid for at the contract unit prices using the following contract items (pay items).

#### **PAY ITEM**

#### **PAY UNIT**

Native Seeding Mixture, Complete

Square Yard

Temporary Erosion Control Seeding Mixture, AR, Complete      Square Yard

Native Seeding Mixture, Complete will be measured at the contract unit price per square yard, which price shall be payment in full for all labor, materials, seed, mulch, and equipment needed to complete the work as detailed herein.

Temporary Erosion Control Seeding Mixture, AR, Complete will be measured at the contract unit price per square yard, which price shall be payment in full for all labor, materials, seed, mulch blankets, and equipment needed to complete the work as detailed herein.

# Attachment A

## Contract Compliance Forms

**City of Ann Arbor Procurement Office**

**INSTRUCTIONS FOR CONTRACTORS**

**For Completing CONTRACT COMPLIANCE FORM**

City Policy

The “non discrimination in contracts” provision of the City Code, (Chapter 112, Section 9:161) requires contractors/vendors/grantees doing business with the City not to discriminate on the basis of actual or perceived race, color, religion, national origin, sex, age, condition of pregnancy, marital status, physical or mental limitations, source of income, family responsibilities, educational association, sexual orientation, gender identity or HIV status against any of their employees, any City employee working with them, or any applicant for employment. It also requires that the contractors/vendors/grantees include a similar provision in all subcontracts that they execute for City work or programs.

This Ordinance further requires that each prospective contractor/vendor submit employment data to the City showing current total employee breakdown by occupation, race and gender. This allows the Procurement Office to determine whether or not the contractor/vendor has a workforce that is reflective of the availability of women and under-represented minorities within the contractor’s labor recruitment area (the area where they can reasonably be expected to recruit employees). ***This data is provided to the City on the Human Rights Contract Compliance Forms (attached).***

**To complete the form:**

**1) If a company has more than one location, then that company must complete 2 versions of the form.**

- **Form #1** should contain the employment data for the **entire corporation.**
- **Form #2** should contain the employment data for those employees:
  - who will be working on-site;
  - in the office responsible for completing the contract; or,
  - in the case of non-profit grantees, those employees working on the project funded by the City grant(s).

2) If the company has only one location, fill out Form #1 only.

3) Complete all data in the upper section of the form including the name of the person who completes the form and the name of the company/organization’s president.

4) Complete the Employment Data in the remainder of the form. Please be sure to complete all columns including the Total Columns on the far right side of the form, and the Total row and Previous Year Total row at the bottom of the form.

5) Return the completed form(s) to your contact in the City Department for whom you will be conducting the work.

**For assistance in completing the form, contact:**

Procurement Office of the City of Ann Arbor  
734/794-6576

If a contractor is determined to be out of compliance, the Procurement Office will work with them to assist them in coming into compliance.



**CITY OF ANN ARBOR PROCUREMENT OFFICE**  
**HUMAN RIGHTS CONTRACT COMPLIANCE FORM**  
*Entire Organization (Totals for All Locations where applicable)*

**Form #1**

Name of Company/Organization \_\_\_\_\_ Date Form Completed \_\_\_\_\_

Name and Title of Person Completing this Form \_\_\_\_\_ Name of President \_\_\_\_\_

Address \_\_\_\_\_ County \_\_\_\_\_ Phone # \_\_\_\_\_  
 (Street address) (City) (State) (Zip) (Area Code)

Fax# \_\_\_\_\_ Email Address \_\_\_\_\_  
 (Area Code)

**EMPLOYMENT DATA**

Job Categories	Number of Employees (Report employees in only one category)												
	Male						Female						TOTAL COLUMNS A-L
	White	Black or African American	Asian	Hispanic or Latino	Native Hawaiian or Other Pacific Islander	American Indian or Alaska Native	White	Black or African American	Asian	Hispanic or Latino	Native Hawaiian or Other Pacific Islander	American Indian or Alaskan Native	
	A	B	C	D	E	F	G	H	I	J	K	L	
Exec/Sr. Level Officials													
Supervisors													
Professionals													
Technicians													
Sales													
Admin. Support													
Craftspeople													
Operatives													
Service Workers													
Laborers/Helper													
Apprentices													
Other													
<b>TOTAL</b>													
<b>PREVIOUS YEAR TOTAL</b>													

**CITY OF ANN ARBOR PROCUREMENT OFFICE  
HUMAN RIGHTS CONTRACT COMPLIANCE FORM**  
Local Office (Only those employees that will do local or on-site work, if applicable)

Form #2

Name of Company/Organization \_\_\_\_\_ Date Form Completed \_\_\_\_\_

Name and Title of Person Completing this Form \_\_\_\_\_ Name of President \_\_\_\_\_

Address \_\_\_\_\_ County \_\_\_\_\_ Phone # \_\_\_\_\_  
(Street address) (City) (State) (Zip) (Area Code)

Fax# \_\_\_\_\_ Email Address \_\_\_\_\_  
(Area Code)

**EMPLOYMENT DATA**

Job Categories	Number of Employees (Report employees in only one category)												
	Male						Female						TOTAL COLUMNS A-L
	White	Black or African American	Asian	Hispanic or Latino	Native Hawaiian or Other Pacific Islander	American Indian or Alaska Native	White	Black or African American	Asian	Hispanic or Latino	Native Hawaiian or Other Pacific Islander	American Indian or Alaska Native	
A	B	C	D	E	F	G	H	I	J	K	L		
Exec/Sr. Level Officials													
Supervisors													
Professionals													
Technicians													
Sales													
Admin. Support													
Craftspeople													
Operatives													
Service Workers													
Laborers/Helper													
Apprentices													
Other													
<b>TOTAL</b>													
<b>PREVIOUS YEAR TOTAL</b>													

**CITY OF ANN ARBOR  
LIVING WAGE ORDINANCE**

**RATE EFFECTIVE APRIL 30, 2014 - ENDING APRIL 29, 2015**

**\$12.70** per hour

If the employer provides health  
care benefits\*

**\$14.18** per hour

If the employer does **NOT**  
provide health care benefits\*

Employers providing services to or for the City of Ann Arbor or recipients of grants or financial assistance from the City of Ann Arbor for a value of more than \$10,000 in a twelve-month period of time must pay those employees performing work on a City of Ann Arbor contract or grant, the above living wage.

**ENFORCEMENT**

The City of Ann Arbor may recover back wages either administratively or through court action for the employees that have been underpaid in violation of the law. Persons denied payment of the living wage have the right to bring a civil action for damages in addition to any action taken by the City.

Violation of this Ordinance is punishable by fines of not more than \$500/violation plus costs, with each day being considered a separate violation. Additionally, the City of Ann Arbor has the right to modify, terminate, cancel or suspend a contract in the event of a violation of the Ordinance.

\* Health Care benefits include those paid for by the employer or making an employer contribution toward the purchase of health care. The employee contribution must not exceed \$.50 an hour for an average work week; and the employer cost or contribution must equal no less than \$1/hr for the average work week.

**The Law Requires Employers to Display This Poster Where Employees Can Readily See It.**

**For Additional Information or to File a Complaint Contact  
Mark Berryman at 734/794-6500 or [mberryman@a2gov.org](mailto:mberryman@a2gov.org)**

**ATTACHMENT C  
CITY OF ANN ARBOR  
LIVING WAGE ORDINANCE  
DECLARATION OF COMPLIANCE**

The Ann Arbor Living Wage Ordinance (Section 1:811-1:821 of Chapter 23 of Title I of the Code) requires that employers providing services to the City or recipients of grants for financial assistance (in amounts greater than \$10,000 in a twelve-month period of time) pay their employees who are working on the City project or grant, a minimum level of compensation known as the **Living Wage**. This wage must be paid to the employees for the length of the contract/project.

*Companies employing fewer than 5 persons and non-profits employing fewer than 10 persons are exempt from the Ordinance. If this exemption applies to your firm, please check below:*

- \_\_\_\_\_ This **company** is exempt due to the fact that we employ or contract with fewer than 5 individuals.  
\_\_\_\_\_ This **non-profit agency** is exempt due to the fact that we employ or contract with fewer than 10 employees.

The Ordinance requires that all contractors/vendors and/or grantees agree to the following terms:

- a) To pay each of its employees performing work on any covered contract or grant with the City, no less than the living wage, which is defined as \$12.70/hour when health care is provided, or no less than \$14.18/hour for those employers that do *not* provide health care. It is understood that the Living Wage will be adjusted each year on April 30, and covered employers will be required to pay the adjusted amount thereafter. The rates stated above include any adjustment for 2014.
- b) Please check the boxes below which apply to your workforce:
- Employees who are assigned to *any covered* City project or grant will be paid at or above the applicable living wage without health benefits Yes\_\_\_\_\_ No\_\_\_\_\_
- OR**
- Employees who are assigned to *any covered* City project or grant will be paid at or above the applicable living wage with health benefits Yes\_\_\_\_\_ No\_\_\_\_\_
- c) To post a notice approved by the City regarding the Living Wage Ordinance in every work place or other location in which employees or other persons contracting for employment are working.
- d) To provide the City payroll records or other documentation as requested; and,
- e) To permit access to work sites to City representatives for the purposes of monitoring compliance, investigating complaints or non-compliance.

The undersigned authorized representative hereby obligates the contractor/vendor or grantee to the above stated conditions under penalty of perjury and violation of the Ordinance.

\_\_\_\_\_  
Company Name

\_\_\_\_\_  
Address, City, State, Zip

\_\_\_\_\_  
Signature of Authorized Representative

\_\_\_\_\_  
Phone (area code)

\_\_\_\_\_  
Type or Print Name and Title

\_\_\_\_\_  
Email address

\_\_\_\_\_  
Date signed

**Questions about this form? Please contact:**  
Procurement Office City of Ann Arbor  
Phone: 734/794-6500



Vendor Conflict of Interest Disclosure Form

All vendors interested in conducting business with the City of Ann Arbor must complete and return the Vendor Conflict of Interest Disclosure Form in order to be eligible to be awarded a contract. Please note that all vendors are subject to comply with the City of Ann Arbor's conflict interest policies as stated within the certification section below.

If a vendor has a relationship with a City of Ann Arbor official or employee, an immediate family member of a City of Ann Arbor official or employee, the vendor shall disclose the information required below.

Certification: I hereby certify that to my knowledge, there is no conflict of interest involving the vendor named below:

- 1. No City official or employee or City employee's immediate family member has an ownership interest in vendor's company or is deriving personal financial gain from this contract.
2. No retired or separated City official or employee who has been retired or separated from the City for less than one (1) year has an ownership interest in vendor's Company.
3. No City employee is contemporaneously employed or prospectively to be employed with the vendor.
4. Vendor hereby declares it has not and will not provide gifts or hospitality of any dollar value or any other gratuities to any City employee or elected official to obtain or maintain a contract.
5. Please note any exceptions below:

Table with 2 columns: Vendor Name, Vendor Phone Number. Section: Conflict of Interest Disclosure \*. Rows for Name of City of Ann Arbor employees, elected officials, or immediate family members with whom there maybe a potential conflict of interest. ( ) Relationship to employee, ( ) Interest in vendor's company, ( ) Other.

\*Disclosing a potential conflict of interest does not disqualify vendors. In the event vendors do not disclose potential conflicts of interest and they are detected by the City, vendor will be exempt from doing business with the City.

I certify that the information provided is true and correct by my signature below:

Signature of Vendor Authorized Representative Date Printed Name of Vendor Authorized Representative

PROCUREMENT USE ONLY

- Yes, named employee was involved in Bid / Proposal process.
No, named employee was not involved in procurement process or decision.

# Appendix A

## Standard Contract Language for Clean Water and Drinking Water State Revolving Fund



RICK SNYDER  
GOVERNOR

STATE OF MICHIGAN  
DEPARTMENT OF ENVIRONMENTAL QUALITY  
LANSING



DAN WYANT  
DIRECTOR

February 26, 2014

**RECEIVED**

Mr. Evan Pratt, Water Resources Commissioner  
Mallets Creek Drain Drainage District  
705 North Zeeb Road  
P.O. Box 8645  
Ann Arbor, Michigan 48107-8645

MAR 07 2014

**WASHTENAW COUNTY  
DRAIN COMMISSIONER**

Dear Mr. Pratt:

**SUBJECT:** State Revolving Fund (SRF)  
Mallets Creek Drain Drainage District  
SRF Project No. 5508-01

The recent passage of the Consolidated Appropriations Act, 2014 (H.R. 3547) on January 17, 2014, added a Buy American requirement to the existing Drinking Water Revolving Fund (DWRf) and State Revolving Fund (SRF). The statute requires that all iron and steel products used in the project for the construction, alteration, maintenance, or repair of a public water system or treatment works are produced in the United States. The term "iron and steel products" means the following products made primarily of iron or steel: lined or unlined pipes and fittings, manhole covers and other municipal castings, hydrants, tanks, flanges, pipe clamps and restraints, valves, structural steel, reinforced precast concrete, and construction materials.

To meet this requirement, the attached boilerplate, where necessary, must be incorporated into each of your construction contracts before the DEQ issues its binding commitment (Order of Approval) for SRF or DWRf assistance. Additionally, please provide the following:

- 1) If you are interested in receiving DWRf or SRF assistance for the referenced project, a written confirmation to that effect, and
- 2) Verification that the process of incorporating the referenced contract requirements into each contract has been completed, consisting of:
  - A notification that Buy American is already incorporated in the contract(s), identifying specification page numbers where those requirements are located, or
  - Where bids have been opened, but contracts not yet awarded, an addendum that will incorporate the Buy American provision in the contract(s), with a written confirmation from both the owner and the contractor(s) that the addendum will be signed concurrent with entry of the contract, or
  - Where contracts have already been awarded, a fully signed change order for each contract that incorporates the Buy American provision.

We have not yet received final program guidance from the Environmental Protection Agency on the waiver process for the above Buy American provision. As information becomes available, we will share it.

Mr. Evan Pratt  
Page 2  
February 26, 2014

Your project manager, Jessica Ferris, is available to assist you by phone at 517-284-5405, or by mail at DEQ, P.O. Box 30241, Lansing, Michigan 48909-7741.

Sincerely,

A handwritten signature in cursive script that reads "Sonya T. Butler". The signature is written in black ink and is positioned above the typed name.

Sonya T. Butler, Chief  
Revolving Loan Section  
Office of Drinking Water and Municipal Assistance  
517-284-5433

Attachment(s)

cc/att: Ms. Vicki Putala, Orchard, Hiltz & McCliment, Inc., Livonia  
cc: Mr. Steve Holden, DEQ-WRD, Lansing  
Ms. Jessica Ferris, DEQ



## Buy American Contract Language

The Contractor acknowledges to and for the benefit of the city of \_\_\_\_\_ ("Purchaser") and the \_\_\_\_\_ (the "State") that it understands the goods and services under this Agreement are being funded with monies made available by the State Revolving Fund and/or the Drinking Water Revolving Fund and such law contains provisions commonly known as "Buy American;" that requires all iron and steel products used in the project be produced in the United States ("Buy American Requirements") including iron and steel provided by the Contractor pursuant to this Agreement. The Contractor hereby represents and warrants to and for the benefit of the Purchaser and the State that (a) the Contractor has reviewed and understands the Buy American Requirements, (b) all iron and steel used in the project will be and/or have been produced in the United States in a manner that complies with the Buy American Requirements, unless a waiver of the requirements is approved or the State made the determination in writing that the Buy American requirements do not apply to the project, and (c) the Contractor will provide any further verified information, certification or assurance of compliance with this paragraph, or information necessary to support a waiver of the Buy American requirements, as may be requested by the Purchaser. Notwithstanding any other provision of this Agreement, any failure to comply with this paragraph by the Contractor shall permit the Purchaser or State to recover as damages against the Contractor any loss, expense or cost (including without limitation attorney's fees) incurred by the Purchaser or State resulting from any such failure (including without limitation any impairment or loss of funding, whether in whole or in part, from the State or any damages owed to the State by the Purchaser). While the Contractor has no direct contractual privity with the State, as a lender to the Purchaser for the funding of its project, the Purchaser and the Contractor agree that the State is a third-party beneficiary and neither this paragraph (nor any other provision of this Agreement necessary to give this paragraph force or effect) shall be amended or waived without the prior written consent of the State.

# **REQUIRED STANDARD CONTRACT LANGUAGE: CLEAN WATER STATE REVOLVING FUND AND DRINKING WATER REVOLVING FUND**

- **Davis-Bacon/Prevailing Federal Wages, Including Labor Standards Provisions**
- **Disadvantaged Business Enterprise (DBE) Requirements\***
- **Debarment/Suspension Certification\***

**\* Bidders should note these sections contain instructions regarding forms/information that must be completed/included with any submitted bid.**

## **Davis-Bacon/Prevailing Federal Wage Rates**

P.L. 111-88 requires compliance with the Davis Bacon Act and adherence to the current U.S. Department of Labor Wage Decision. Attention is called to the fact that not less than the minimum salaries and wages as set forth in the Contract Documents (see Wage Decision included herein) must be paid on this project. The Wage Decision, including modifications, must be posted by the Contractor on the job site. A copy of the Federal Labor Standards Provisions is included and is hereby a part of this contract.

## Replace this page with the appropriate Wage Decision and Modifications.

**NOTE:** The required/appropriate Wage Decision must be obtained from the United States Department of Labor (DOL) at:  
<http://www.access.gpo.gov/davisbacon/index.html>

The Wage Decision that appears in the contract specifications must be that which was in effect on the date 10 days before bid opening.

Questions regarding prevailing wage and labor standards provisions should be directed to the DOL.

General Decision Number: MI140074 04/18/2014 MI74

Superseded General Decision Number: MI20130074

State: Michigan

Construction Type: Heavy

County: Washtenaw County in Michigan.

HEAVY CONSTRUCTION PROJECTS

Modification Number	Publication Date
0	01/03/2014
1	02/28/2014
2	04/18/2014

CARP0687-006 06/01/2013

	Rates	Fringes
CARPENTER, Includes Form Work....	\$ 29.31	24.17

---

ELEC0252-009 06/04/2012

	Rates	Fringes
ELECTRICIAN.....	\$ 38.98	20.18

---

ENGI0326-008 06/01/2013

	Rates	Fringes
OPERATOR: Power Equipment		
GROUP 1.....	\$ 38.69	21.25
GROUP 2.....	\$ 37.19	21.25
GROUP 3.....	\$ 35.69	21.25
GROUP 4.....	\$ 35.39	21.25
GROUP 5.....	\$ 34.57	21.25
GROUP 6.....	\$ 33.71	21.25
GROUP 7.....	\$ 32.74	21.25
GROUP 8.....	\$ 31.03	21.25
GROUP 9.....	\$ 22.69	21.25

FOOTNOTES: Tower cranes: to be paid the crane operator rate determined by the combined length of the mast and the boom.

POWER EQUIPMENT OPERATOR CLASSIFICATIONS

- GROUP 1: Crane with boom & jib or leads 400' or longer
- GROUP 2: Crane with boom & jib or leads 300' or longer
- GROUP 3: Crane with boom & jib or leads 220' or longer
- GROUP 4: Crane with boom & jib or leads 140' or longer
- GROUP 5: Crane with boom & jib or leads 120' or longer
- GROUP 6: Regular crane operator

GROUP 7: Backhoe/Excavator, Bobcat/Skid Loader, Boring Machine, Broom/Sweeper, Bulldozer, Grader/Blade, Loader, Roller, Scraper, Tractor, Trencher

GROUP 8: Forklift

GROUP 9: Oiler

-----  
IRON0025-006 03/01/2013

	Rates	Fringes
IRONWORKER		
Reinforcing.....	\$ 28.30	24.60
Structural.....	\$ 33.29	25.34

-----  
LABO0334-009 06/01/2013

	Rates	Fringes
Landscape Laborer		
GROUP 1.....	\$ 21.46	6.70
GROUP 2.....	\$ 17.24	6.70

LANDSCAPE LABORER CLASSIFICATIONS

GROUP 1: Landscape specialist, including air, gas and diesel equipment operator, lawn sprinkler installer and skidsteer (or equivalent)

GROUP 2: Landscape laborer: small power tool operator, material mover, truck driver and lawn sprinkler installer tender

-----  
LABO0499-020 08/01/2013

	Rates	Fringes
LABORER		
GROUP 1.....	\$ 27.80	13.42
GROUP 2.....	\$ 28.00	13.42
GROUP 3.....	\$ 28.12	13.42

LABORER CLASSIFICATIONS

GROUP 1: Common or General; Grade Checker

GROUP 2: Mason Tender - Cement/Concrete

GROUP 3: Pipelayer

-----  
PAIN0022-005 07/01/2008

	Rates	Fringes
PAINTER		

Brush & Roller.....	\$ 25.06	14.75
Spray.....	\$ 25.86	14.75

-----  
 \* PLAS0514-002 09/30/2013

	Rates	Fringes
CEMENT MASON/CONCRETE FINISHER....	\$ 30.82	14.34

-----  
 PLUM0190-010 06/01/2013

	Rates	Fringes
PLUMBER.....	\$ 37.64	20.01

-----  
 TEAM0007-006 06/01/2013

	Rates	Fringes
TRUCK DRIVER		
Dump Truck under 8 cu.		
yds.; Tractor Haul Truck....	\$ 24.90	.50 + a+b
Dump Truck, 8 cu. yds. and		
over.....	\$ 25.00	.50 + a+b
Lowboy/Semi-Trailer Truck....	\$ 25.15	.50 + a+b

FOOTNOTE:

- a. \$367.65 per week.  
 b. \$52.90 daily.

-----  
 SUMI2010-072 11/09/2010

	Rates	Fringes
TRUCK DRIVER: Off the Road		
Truck.....	\$ 20.82	3.69

-----  
 WELDERS - Receive rate prescribed for craft performing  
 operation to which welding is incidental.

=====  
 Unlisted classifications needed for work not included within  
 the scope of the classifications listed may be added after  
 award only as provided in the labor standards contract clauses  
 (29CFR 5.5 (a) (1) (ii)).

-----  
 The body of each wage determination lists the classification  
 and wage rates that have been found to be prevailing for the  
 cited type(s) of construction in the area covered by the wage  
 determination. The classifications are listed in alphabetical  
 order of "identifiers" that indicate whether the particular  
 rate is union or non-union.

## Union Identifiers

An identifier enclosed in dotted lines beginning with characters other than "SU" denotes that the union classification and rate have found to be prevailing for that classification. Example: PLUM0198-005 07/01/2011. The first four letters, PLUM, indicate the international union and the four-digit number, 0198, that follows indicates the local union number or district council number where applicable, i.e., Plumbers Local 0198. The next number, 005 in the example, is an internal number used in processing the wage determination. The date, 07/01/2011, following these characters is the effective date of the most current negotiated rate/collective bargaining agreement which would be July 1, 2011 in the above example.

Union prevailing wage rates will be updated to reflect any changes in the collective bargaining agreements governing the rates.

0000/9999: weighted union wage rates will be published annually each January.

## Non-Union Identifiers

Classifications listed under an "SU" identifier were derived from survey data by computing average rates and are not union rates; however, the data used in computing these rates may include both union and non-union data. Example: SULA2004-007 5/13/2010. SU indicates the rates are not union majority rates, LA indicates the State of Louisiana; 2004 is the year of the survey; and 007 is an internal number used in producing the wage determination. A 1993 or later date, 5/13/2010, indicates the classifications and rates under that identifier were issued as a General Wage Determination on that date.

Survey wage rates will remain in effect and will not change until a new survey is conducted.

---

## WAGE DETERMINATION APPEALS PROCESS

1.) Has there been an initial decision in the matter? This can be:

- \* an existing published wage determination
- \* a survey underlying a wage determination
- \* a Wage and Hour Division letter setting forth a position on a wage determination matter
- \* a conformance (additional classification and rate) ruling

On survey related matters, initial contact, including requests for summaries of surveys, should be with the Wage and Hour Regional Office for the area in which the survey was conducted because those Regional Offices have responsibility for the



Davis-Bacon survey program. If the response from this initial contact is not satisfactory, then the process described in 2.) and 3.) should be followed.

With regard to any other matter not yet ripe for the formal process described here, initial contact should be with the Branch of Construction Wage Determinations. Write to:

Branch of Construction Wage Determinations  
Wage and Hour Division  
U.S. Department of Labor  
200 Constitution Avenue, N.W.  
Washington, DC 20210

2.) If the answer to the question in 1.) is yes, then an interested party (those affected by the action) can request review and reconsideration from the Wage and Hour Administrator (See 29 CFR Part 1.8 and 29 CFR Part 7). Write to:

Wage and Hour Administrator  
U.S. Department of Labor  
200 Constitution Avenue, N.W.  
Washington, DC 20210

The request should be accompanied by a full statement of the interested party's position and by any information (wage payment data, project description, area practice material, etc.) that the requestor considers relevant to the issue.

3.) If the decision of the Administrator is not favorable, an interested party may appeal directly to the Administrative Review Board (formerly the Wage Appeals Board). Write to:

Administrative Review Board  
U.S. Department of Labor  
200 Constitution Avenue, N.W.  
Washington, DC 20210

4.) All decisions by the Administrative Review Board are final.

=====

END OF GENERAL DECISION

## 29 CFR Part 5 – Labor Standards Provisions for Federally Assisted Projects

### § 5.5 Contract provisions and related matters.

(a) The Agency head shall cause or require the contracting officer to insert in full in any contract in excess of \$2,000 which is entered into for the actual construction, alteration and/or repair, including painting and decorating, of a public building or public work, or building or work financed in whole or in part from Federal funds or in accordance with guarantees of a Federal agency or financed from funds obtained by pledge of any contract of a Federal agency to make a loan, grant or annual contribution (except where a different meaning is expressly indicated), and which is subject to the labor standards provisions of any of the acts listed in Sec. 5.1, the following clauses (or any modifications thereof to meet the particular needs of the agency, *Provided*, That such modifications are first approved by the Department of Labor):

(1) *Minimum wages.* (i) All laborers and mechanics employed or working upon the site of the work (or under the United States Housing Act of 1937 or under the Housing Act of 1949 in the construction or development of the project), will be paid unconditionally and not less often than once a week, and without subsequent deduction or rebate on any account (except such payroll deductions as are permitted by regulations issued by the Secretary of Labor under the Copeland Act (29 CFR part 3)), the full amount of wages and bona fide fringe benefits (or cash equivalents thereof) due at time of payment computed at rates not less than those contained in the wage determination of the Secretary of Labor which is attached hereto and made a part hereof, regardless of any contractual relationship which may be alleged to exist between the contractor and such laborers and mechanics.

Contributions made or costs reasonably anticipated for bona fide fringe benefits under section 1(b)(2) of the Davis-Bacon Act on behalf of laborers or mechanics are considered wages paid to such laborers or mechanics, subject to the provisions of paragraph (a)(1)(iv) of this section; also, regular contributions made or costs incurred for more than a weekly period (but not less often than quarterly) under plans, funds, or programs which cover the particular weekly period, are deemed to be constructively made or incurred during such weekly period. Such laborers and mechanics shall be paid the appropriate wage rate and fringe benefits on the wage determination for the classification of work actually performed, without regard to skill, except as provided in Sec. 5.5(a)(4). Laborers or mechanics performing work in more than one classification may be compensated at the rate specified for each classification for the time actually worked therein: *Provided*, That the employer's payroll records accurately set forth the time spent in each classification in which work is performed. The wage determination (including any additional classification and wage rates conformed under paragraph (a)(1)(ii) of this section) and the Davis-Bacon poster (WH-1321) shall be posted at all times by the contractor and its subcontractors at the site of the work in a prominent and accessible place where it can be easily seen by the workers.

(ii)(A) The contracting officer shall require that any class of laborers or mechanics, including helpers, which is not listed in the wage determination and which is to be employed under the contract shall be classified in conformance with the wage determination. The contracting officer shall approve an additional classification and wage rate and fringe benefits therefore only when the following criteria have been met:

(1) The work to be performed by the classification requested is not performed by a classification in the wage determination; and

(2) The classification is utilized in the area by the construction industry; and

(3) The proposed wage rate, including any bona fide fringe benefits, bears a reasonable relationship to the wage rates contained in the wage determination.

(B) If the contractor and the laborers and mechanics to be employed in the classification (if known), or their representatives, and the contracting officer agree on the classification and wage rate (including the amount designated for fringe benefits where appropriate), a report of the action taken shall be sent by the contracting officer to the Administrator of the Wage and Hour Division, Employment Standards Administration, U.S. Department of Labor, Washington, DC 20210. The Administrator, or an authorized representative, will approve, modify, or disapprove every additional classification action within 30 days of receipt and so advise the contracting officer or will notify the contracting officer within the 30-day period that additional time is necessary.

(C) In the event the contractor, the laborers or mechanics to be employed in the classification or their representatives, and the contracting officer do not agree on the proposed classification and wage rate (including the amount designated for fringe benefits, where appropriate), the contracting officer shall refer the questions, including the views of all interested parties and the recommendation of the contracting officer, to the Administrator for determination. The Administrator, or an authorized representative, will issue a determination within 30 days of receipt and so advise the contracting officer or will notify the contracting officer within the 30-day period that additional time is necessary.

(D) The wage rate (including fringe benefits where appropriate) determined pursuant to paragraphs (a)(1)(ii) (B) or (C) of this section, shall be paid to all workers performing work in the classification under this contract from the first day on which work is performed in the classification.

(iii) Whenever the minimum wage rate prescribed in the contract for a class of laborers or mechanics includes a fringe benefit which is not expressed as an hourly rate, the contractor shall either pay the benefit as stated in the wage determination or shall pay another bona fide fringe benefit or an hourly cash equivalent thereof.

(iv) If the contractor does not make payments to a trustee or other third person, the contractor may consider as part of the wages of any laborer or mechanic the amount of any costs reasonably anticipated in providing bona fide fringe benefits under a plan or program, Provided, That the Secretary of Labor has found, upon the written request of the contractor, that the applicable standards of the Davis-Bacon Act have been met. The Secretary of Labor may require the contractor to set aside in a separate account assets for the meeting of obligations under the plan or program.

(2) *Withholding.* The (write in name of Federal Agency or the loan or grant recipient) shall upon its own action or upon written request of an authorized representative of the Department of Labor withhold or cause to be withheld from the contractor under this contract or any other Federal contract with the same prime contractor, or any other federally-assisted contract subject to Davis-Bacon prevailing wage requirements, which is held by the same prime contractor, so much of the accrued payments or advances as may be considered necessary to pay laborers and mechanics, including apprentices, trainees, and helpers, employed by the contractor or any subcontractor the full amount of wages required by the contract. In the event of failure to pay any laborer or mechanic, including any apprentice, trainee, or helper, employed or working on the site of the work (or under the United States Housing Act of 1937 or under the Housing Act of

1949 in the construction or development of the project), all or part of the wages required by the contract, the (Agency) may, after written notice to the contractor, sponsor, applicant, or owner, take such action as may be necessary to cause the suspension of any further payment, advance, or guarantee of funds until such violations have ceased.

(3) *Payrolls and basic records.* (i) Payrolls and basic records relating thereto shall be maintained by the contractor during the course of the work and preserved for a period of three years thereafter for all laborers and mechanics working at the site of the work (or under the United States Housing Act of 1937, or under the Housing Act of 1949, in the construction or development of the project). Such records shall contain the name, address, and social security number of each such worker, his or her correct classification, hourly rates of wages paid (including rates of contributions or costs anticipated for bona fide fringe benefits or cash equivalents thereof of the types described in section 1(b)(2)(B) of the Davis-Bacon Act), daily and weekly number of hours worked, deductions made and actual wages paid. Whenever the Secretary of Labor has found under 29 CFR 5.5(a)(1)(iv) that the wages of any laborer or mechanic include the amount of any costs reasonably anticipated in providing benefits under a plan or program described in section 1(b)(2)(B) of the Davis-Bacon Act, the contractor shall maintain records which show that the commitment to provide such benefits is enforceable, that the plan or program is financially responsible, and that the plan or program has been communicated in writing to the laborers or mechanics affected, and records which show the costs anticipated or the actual cost incurred in providing such benefits. Contractors employing apprentices or trainees under approved programs shall maintain written evidence of the registration of apprenticeship programs and certification of trainee programs, the registration of the apprentices and trainees, and the ratios and wage rates prescribed in the applicable programs.

(ii)(A) The contractor shall submit weekly for each week in which any contract work is performed a copy of all payrolls to the (write in name of appropriate federal agency) if the agency is a party to the contract, but if the agency is not such a party, the contractor will submit the payrolls to the applicant, sponsor, or owner, as the case may be, for transmission to the (write in name of agency). The payrolls submitted shall set out accurately and completely all of the information required to be maintained under 29 CFR 5.5(a)(3)(i), except that full social security numbers and home addresses shall not be included on weekly transmittals. Instead the payrolls shall only need to include an individually identifying number for each employee (e.g., the last four digits of the employee's social security number). The required weekly payroll information may be submitted in any form desired. Optional Form WH-347 is available for this purpose from the Wage and Hour Division Web site at <http://www.dol.gov/esa/whd/forms/wh347instr.htm> or its successor site. The prime contractor is responsible for the submission of copies of payrolls by all subcontractors. Contractors and subcontractors shall maintain the full social security number and current address of each covered worker, and shall provide them upon request to the (write in name of appropriate federal agency) if the agency is a party to the contract, but if the agency is not such a party, the contractor will submit them to the applicant, sponsor, or owner, as the case may be, for transmission to the (write in name of agency), the contractor, or the Wage and Hour Division of the Department of Labor for purposes of an investigation or audit of compliance with prevailing wage requirements. It is not a violation of this section for a prime contractor to require a subcontractor to provide addresses and social security numbers to the prime contractor for its own records, without weekly submission to the sponsoring government agency (or the applicant, sponsor, or owner).

(B) Each payroll submitted shall be accompanied by a "Statement of Compliance," signed by the contractor or subcontractor or his or her agent who pays or supervises the payment of the persons employed under the contract and shall certify the following:

(1) That the payroll for the payroll period contains the information required to be provided under Sec. 5.5 (a)(3)(ii) of Regulations, 29 CFR part 5, the appropriate information is being maintained under Sec. 5.5 (a)(3)(i) of Regulations, 29 CFR part 5, and that such information is correct and complete;

(2) That each laborer or mechanic (including each helper, apprentice, and trainee) employed on the contract during the payroll period has been paid the full weekly wages earned, without rebate, either directly or indirectly, and that no deductions have been made either directly or indirectly from the full wages earned, other than permissible deductions as set forth in Regulations, 29 CFR part 3;

(3) That each laborer or mechanic has been paid not less than the applicable wage rates and fringe benefits or cash equivalents for the classification of work performed, as specified in the applicable wage determination incorporated into the contract.

(C) The weekly submission of a properly executed certification set forth on the reverse side of Optional Form WH-347 shall satisfy the requirement for submission of the "Statement of Compliance" required by paragraph (a)(3)(ii)(B) of this section.

(D) The falsification of any of the above certifications may subject the contractor or subcontractor to civil or criminal prosecution under section 1001 of title 18 and section 231 of title 31 of the United States Code.

(iii) The contractor or subcontractor shall make the records required under paragraph (a)(3)(i) of this section available for inspection, copying, or transcription by authorized representatives of the (write the name of the agency) or the Department of Labor, and shall permit such representatives to interview employees during working hours on the job. If the contractor or subcontractor fails to submit the required records or to make them available, the Federal agency may, after written notice to the contractor, sponsor, applicant, or owner, take such action as may be necessary to cause the suspension of any further payment, advance, or guarantee of funds. Furthermore, failure to submit the required records upon request or to make such records available may be grounds for debarment action pursuant to 29 CFR 5.12.

(4) *Apprentices and trainees--(i) Apprentices.* Apprentices will be permitted to work at less than the predetermined rate for the work they performed when they are employed pursuant to and individually registered in a bona fide apprenticeship program registered with the U.S. Department of Labor, Employment and Training Administration, Office of Apprenticeship Training, Employer and Labor Services, or with a State Apprenticeship Agency recognized by the Office, or if a person is employed in his or her first 90 days of probationary employment as an apprentice in such an apprenticeship program, who is not individually registered in the program, but who has been certified by the Office of Apprenticeship Training, Employer and Labor Services or a State Apprenticeship Agency (where appropriate) to be eligible for probationary employment as an apprentice. The allowable ratio of apprentices to journeymen on the job site in any craft classification shall not be greater than the ratio permitted to the contractor as to the entire work force under the registered program. Any worker listed on a payroll at an apprentice wage rate, who is not registered or otherwise employed as stated above, shall be paid not less than the applicable wage rate on the wage determination for the classification of work actually performed. In addition, any apprentice performing work on the job site in excess of the ratio permitted under the registered program shall be paid not less than the applicable wage rate on the wage determination for the work actually performed. Where a contractor is performing construction on a project in a locality other than that in which its

program is registered, the ratios and wage rates (expressed in percentages of the journeyman's hourly rate) specified in the contractor's or subcontractor's registered program shall be observed. Every apprentice must be paid at not less than the rate specified in the registered program for the apprentice's level of progress, expressed as a percentage of the journeymen hourly rate specified in the applicable wage determination. Apprentices shall be paid fringe benefits in accordance with the provisions of the apprenticeship program. If the apprenticeship program does not specify fringe benefits, apprentices must be paid the full amount of fringe benefits listed on the wage determination for the applicable classification. If the Administrator determines that a different practice prevails for the applicable apprentice classification, fringes shall be paid in accordance with that determination. In the event the Office of Apprenticeship Training, Employer and Labor Services, or a State Apprenticeship Agency recognized by the Office, withdraws approval of an apprenticeship program, the contractor will no longer be permitted to utilize apprentices at less than the applicable predetermined rate for the work performed until an acceptable program is approved.

(ii) *Trainees.* Except as provided in 29 CFR 5.16, trainees will not be permitted to work at less than the predetermined rate for the work performed unless they are employed pursuant to and individually registered in a program which has received prior approval, evidenced by formal certification by the U.S. Department of Labor, Employment and Training Administration. The ratio of trainees to journeymen on the job site shall not be greater than permitted under the plan approved by the Employment and Training Administration. Every trainee must be paid at not less than the rate specified in the approved program for the trainee's level of progress, expressed as a percentage of the journeyman hourly rate specified in the applicable wage determination. Trainees shall be paid fringe benefits in accordance with the provisions of the trainee program. If the trainee program does not mention fringe benefits, trainees shall be paid the full amount of fringe benefits listed on the wage determination unless the Administrator of the Wage and Hour Division determines that there is an apprenticeship program associated with the corresponding journeyman wage rate on the wage determination which provides for less than full fringe benefits for apprentices. Any employee listed on the payroll at a trainee rate who is not registered and participating in a training plan approved by the Employment and Training Administration shall be paid not less than the applicable wage rate on the wage determination for the classification of work actually performed. In addition, any trainee performing work on the job site in excess of the ratio permitted under the registered program shall be paid not less than the applicable wage rate on the wage determination for the work actually performed. In the event the Employment and Training Administration withdraws approval of a training program, the contractor will no longer be permitted to utilize trainees at less than the applicable predetermined rate for the work performed until an acceptable program is approved.

(iii) *Equal employment opportunity.* The utilization of apprentices, trainees and journeymen under this part shall be in conformity with the equal employment opportunity requirements of Executive Order 11246, as amended, and 29 CFR part 30.

(5) *Compliance with Copeland Act requirements.* The contractor shall comply with the requirements of 29 CFR part 3, which are incorporated by reference in this contract.

(6) *Subcontracts.* The contractor or subcontractor shall insert in any subcontracts the clauses contained in 29 CFR 5.5(a)(1) through (10) and such other clauses as the (write in the name of the Federal agency) may by appropriate instructions require, and also a clause requiring the subcontractors to include these clauses in any lower tier subcontracts. The prime contractor shall be responsible for the compliance by any subcontractor or lower tier subcontractor with all the contract clauses in 29 CFR 5.5.

(7) *Contract termination: debarment.* A breach of the contract clauses in 29 CFR 5.5 may be grounds for termination of the contract, and for debarment as a contractor and a subcontractor as provided in 29 CFR 5.12.

(8) *Compliance with Davis-Bacon and Related Act requirements.* All rulings and interpretations of the Davis-Bacon and Related Acts contained in 29 CFR parts 1, 3, and 5 are herein incorporated by reference in this contract.

(9) *Disputes concerning labor standards.* Disputes arising out of the labor standards provisions of this contract shall not be subject to the general disputes clause of this contract. Such disputes shall be resolved in accordance with the procedures of the Department of Labor set forth in 29 CFR parts 5, 6, and 7. Disputes within the meaning of this clause include disputes between the contractor (or any of its subcontractors) and the contracting agency, the U.S. Department of Labor, or the employees or their representatives.

(10) *Certification of eligibility.* (i) By entering into this contract, the contractor certifies that neither it (nor he or she) nor any person or firm who has an interest in the contractor's firm is a person or firm ineligible to be awarded Government contracts by virtue of section 3(a) of the Davis-Bacon Act or 29 CFR 5.12(a)(1).

(ii) No part of this contract shall be subcontracted to any person or firm ineligible for award of a Government contract by virtue of section 3(a) of the Davis-Bacon Act or 29 CFR 5.12(a)(1).

(iii) The penalty for making false statements is prescribed in the U.S. Criminal Code, 18 U.S.C. 1001.

(b) *Contract Work Hours and Safety Standards Act.* The Agency Head shall cause or require the contracting officer to insert the following clauses set forth in paragraphs (b)(1), (2), (3), and (4) of this section in full in any contract in an amount in excess of \$100,000 and subject to the overtime provisions of the Contract Work Hours and Safety Standards Act. These clauses shall be inserted in addition to the clauses required by Sec. 5.5(a) or 4.6 of part 4 of this title. As used in this paragraph, the terms laborers and mechanics include watchmen and guards.

(1) *Overtime requirements.* No contractor or subcontractor contracting for any part of the contract work which may require or involve the employment of laborers or mechanics shall require or permit any such laborer or mechanic in any workweek in which he or she is employed on such work to work in excess of forty hours in such workweek unless such laborer or mechanic receives compensation at a rate not less than one and one-half times the basic rate of pay for all hours worked in excess of forty hours in such workweek.

(2) *Violation; liability for unpaid wages; liquidated damages.* In the event of any violation of the clause set forth in paragraph (b)(1) of this section the contractor and any subcontractor responsible there for shall be liable for the unpaid wages. In addition, such contractor and subcontractor shall be liable to the United States (in the case of work done under contract for the District of Columbia or a territory, to such District or to such territory), for liquidated damages. Such liquidated damages shall be computed with respect to each individual laborer or mechanic, including watchmen and guards, employed in violation of the clause set forth in paragraph (b)(1) of this section, in the sum of \$10 for each calendar day on which such individual was required or permitted to work in excess of the standard workweek of forty hours without payment of the overtime wages required by the clause set forth in paragraph (b)(1) of this section.

(3) *Withholding for unpaid wages and liquidated damages.* The (write in the name of the Federal agency or the loan or grant recipient) shall upon its own action or upon written request of an authorized representative of the Department of Labor withhold or cause to be withheld, from any moneys payable on account of work performed by the contractor or subcontractor under any such contract or any other Federal contract with the same prime contractor, or any other federally-assisted contract subject to the Contract Work Hours and Safety Standards Act, which is held by the same prime contractor, such sums as may be determined to be necessary to satisfy any liabilities of such contractor or subcontractor for unpaid wages and liquidated damages as provided in the clause set forth in paragraph (b)(2) of this section.

(4) *Subcontracts.* The contractor or subcontractor shall insert in any subcontracts the clauses set forth in paragraph (b)(1) through (4) of this section and also a clause requiring the subcontractors to include these clauses in any lower tier subcontracts. The prime contractor shall be responsible for compliance by any subcontractor or lower tier subcontractor with the clauses set forth in paragraphs (b)(1) through (4) of this section.

(c) In addition to the clauses contained in paragraph (b), in any contract subject only to the Contract Work Hours and Safety Standards Act and not to any of the other statutes cited in Sec. 5.1, the Agency Head shall cause or require the contracting officer to insert a clause requiring that the contractor or subcontractor shall maintain payrolls and basic payroll records during the course of the work and shall preserve them for a period of three years from the completion of the contract for all laborers and mechanics, including guards and watchmen, working on the contract. Such records shall contain the name and address of each such employee, social security number, correct classifications, hourly rates of wages paid, daily and weekly number of hours worked, deductions made, and actual wages paid. Further, the Agency Head shall cause or require the contracting officer to insert in any such contract a clause providing that the records to be maintained under this paragraph shall be made available by the contractor or subcontractor for inspection, copying, or transcription by authorized representatives of the (write the name of agency) and the Department of Labor, and the contractor or subcontractor will permit such representatives to interview employees during working hours on the job.



## **Disadvantaged Business Enterprises (DBE)**

Prime contractors bidding on this project must follow, document, and maintain documentation of their Good Faith Efforts, as listed below, to ensure that Disadvantaged Business Enterprises (DBEs) have the opportunity to participate in the project by increasing DBE awareness of procurement efforts and outreach. Bidders must make the following Good Faith Efforts for any work that will be subcontracted.

1. Ensure DBEs are made aware of contracting opportunities to the fullest extent practicable through outreach and recruitment activities; including placing DBEs on solicitation lists and soliciting DBEs whenever they are potential sources.
2. Make information on forthcoming opportunities available to DBEs and arrange time frames for contracts and establish delivery schedules, where the requirements permit, in a way that encourages and facilitates participation by DBEs in the competitive process. This includes, whenever possible, posting solicitation for bids or proposals for a minimum of 30 calendar days before the bid or proposal closing date.
3. Consider in the contracting process whether firms competing for large contracts could be subcontracted with DBEs. This will include dividing total requirements when economically feasible into smaller tasks or quantities to permit maximum participation by DBEs in the competitive process.
4. Encourage contracting with a consortium of DBEs when a contract is too large for one DBE firm to handle individually.
5. Use the services and assistance of the Small Business Administration and the Minority Business Development Agency of the U.S. Department of Commerce.

Subsequent to compliance with the Good Faith Efforts, the following conditions also apply under the DBE requirements. Completed Good Faith Efforts Worksheets (Attachment 1), along with the required supporting documentation outlined in the instructions, must be submitted with your bid proposal. EPA form 6100-2 must also be provided at the pre-bid meeting. A copy of this form is available on the Forms and Guidance page of the Revolving Loan website.

1. The prime contractor must pay its subcontractor for work that has been satisfactorily completed no more than 30 days from the prime contractor's receipt of payment from the owner.
2. The prime contractor must notify the owner in writing prior to the termination of any DBE subcontractor for convenience by the prime contractor.
3. If a DBE contractor fails to complete work under the subcontract for any reason, the prime contractor must employ the Good Faith Efforts if soliciting a replacement contractor.
4. The prime contractor must employ the Good Faith Efforts.

## **Debarment Certification**

The prime contractor must provide a completed **Certification Regarding Debarment, Suspension, and Other Responsibility Matters Form** with its bid or proposal package to the owner (Attachment 2).

**Attachment 1**

**Disadvantaged Business Enterprise (DBE) Utilization  
GOOD FAITH EFFORTS WORKSHEET**

**Michigan Department of Environmental Quality  
Office of Drinking Water and Municipal Assistance– Revolving Loan Section  
Disadvantaged Business Enterprise (DBE) Utilization  
State Revolving Fund/Drinking Water Revolving Fund  
GOOD FAITH EFFORTS WORKSHEET**

Bidder: \_\_\_\_\_

Subcontract Area of Work: \_\_\_\_\_

Contract Goal: Solicit a minimum of three (3) DBEs via email/letters/fax.

List the DBEs contacted for the above area of work and complete the following information for each DBE.

Company Name	Type of Contact	Date of Contact	Price Quote Received	Accepted/ Rejected	Please Explain if Rejected
				<input type="checkbox"/> A <input type="checkbox"/> R	
				<input type="checkbox"/> A <input type="checkbox"/> R	
				<input type="checkbox"/> A <input type="checkbox"/> R	
				<input type="checkbox"/> A <input type="checkbox"/> R	
				<input type="checkbox"/> A <input type="checkbox"/> R	
				<input type="checkbox"/> A <input type="checkbox"/> R	

Explanation for Not Achieving Minimum Contacts (attach extra sheets if necessary):

MITA DBE Posting Date (if applicable): \_\_\_\_\_  
(attach a copy of the DBE advertisement)

Other Efforts (attach extra sheets if necessary):

**Please include the completed worksheet and supporting documentation with the bid proposal.**

*Rev.7-2012*

Rick Snyder, Governor



Dan Wyant, Director

**Michigan Department of Environmental Quality  
Office of Drinking Water and Municipal Assistance– Revolving Loan Section  
Disadvantaged Business Enterprise (DBE) Utilization  
State Revolving Fund/Drinking Water Revolving Fund  
GOOD FAITH EFFORTS WORKSHEET**

**Instructions to Bidders for the Completion of the Good Faith Efforts Worksheet**

1. Separate worksheets must be provided for each area of work to be subcontracted out. This includes both major and minor subcontracts.
2. A minimum of three (3) DBEs must be contacted by a verifiable means of communication such as e-mail, letter, or fax for each area of work to be subcontracted out. Copies of the solicitation letters/e-mails and fax confirmation sheets must be provided with the worksheet.
3. If this minimum number cannot be achieved with local DBEs, then the solicitations must be sent to DBEs outside of the local area (i.e. statewide).
4. Posting solicitations for quotes/proposals from DBEs on the MITA website ([www.mitadbe.com](http://www.mitadbe.com)) is highly recommended to facilitate participation in the competitive process whenever possible. The solicitation needs to identify the project and the areas of work to be subcontracted out. A copy of the MITA DBE advertisement must be submitted with the worksheet, if used, or a printout of the resulting quotes posted to the MITA website can be submitted with this form as supporting documentation.
5. If the area of work is so specialized that no DBEs exist, then an explanation is required to support that conclusion.
6. The date of the DBE contact must be identified, as it is important to document that the DBE solicitation was made during the bidding period and that sufficient time was given for the DBE to return a quote.
7. Each DBE firm's price quote must be identified if one was received or N/A entered on the worksheet if a quote was not received. Copies of all quotes must be submitted with the worksheet.
8. If a quote was received, indicate if it was accepted or rejected. Justification for not accepting a quote and not using the DBE subcontractor must be provided.
9. Under Other Efforts, please indicate additional steps you have taken to obtain DBE contractors and provide the appropriate supporting documentation such as:
  - Follow-up e-mails, faxes, or letters.
  - Copies of announcements/postings in newspapers, trade publications, or minority media that target DBE firms.

*Rev. 7-2012*

Rick Snyder, Governor



Dan Wyant, Director

**Attachment 2**

***Certification Regarding  
Debarment, Suspension, and Other Responsibility Matters***

**Certification Regarding  
Debarment, Suspension, and Other Responsibility Matters**

The prospective participant certifies, to the best of its knowledge and belief, that it and its principals:

- (1) Are not presently debarred, suspended, proposed for debarment, declared ineligible, or voluntarily excluded from participation in transactions under federal nonprocurement programs by any federal department or agency;
- (2) Have not, within the three year period preceding the proposal, had one or more public transactions (federal, state, or local) terminated for cause or default; and
- (3) Are not presently indicted or otherwise criminally or civilly charged by a government entity (federal, state, or local) and have not, within the three year period preceding the proposal, been convicted of or had a civil judgment rendered against it:
  - (a) For the commission of fraud or a criminal offense in connection with obtaining, attempting to obtain, or performing a public transaction (federal, state, or local) or a procurement contract under such a public transaction;
  - (b) For the violation of federal or state antitrust statutes, including those proscribing price fixing between competitors, the allocation of customers between competitors, or bid rigging; or
  - (c) For the commission of embezzlement, theft, forgery, bribery, falsification or destruction of records, making false statements, or receiving stolen property.

I understand that a false statement on this certification may be grounds for the rejection of this proposal or the termination of the award. In addition, under 18 U.S.C. §1001, a false statement may result in a fine of up to \$10,000 or imprisonment for up to five years, or both.

---

Name and Title of Authorized Representative

---

Name of Participant Agency or Firm

---

Signature of Authorized Representative

Date

I am unable to certify to the above statement. Attached is my explanation.

**Attachment 3**

***Frequently Asked Questions About  
Disadvantaged Business Enterprise (DBE) Solicitation***



## Disadvantaged Business Enterprise (DBE) Requirements Frequently Asked Questions Regarding Contractor Compliance

**Q:** What is the Good Faith Efforts Worksheet form and how is it to be completed?

**A:** This form captures efforts by the prime contractor to solicit DBEs for each area of work type that will be subcontracted out. A separate Good Faith Efforts Worksheet must be provided by the prime contractor for each area of work type to be subcontracted out. There are specific instructions that accompany this form that prescribe minimum efforts which bidders must make in order to be in compliance with the DBE requirements.

**Q:** Can non-certified DBEs be used?

**A:** While non-certified DBEs can be used, only DBEs, MBEs, and WBEs that are certified by EPA, SBA, or MDOT (or by tribal, state and local governments, as long as their standards for certification meet or exceed the standards in EPA policy) can be counted toward the fair share goal. Proof of certification by one of these recognized and approved agencies should be sought from each DBE.

**Q:** How does a DBE get certified?

**A:** Applications for certification under MDOT can be found at <http://mdotjboss.state.mi.us/UCP/LearnHowServlet>.

Applications for certification under EPA can be found on EPA's Small Business Programs website at [http://www.epa.gov/osbp/dbe\\_firm.htm](http://www.epa.gov/osbp/dbe_firm.htm) under Certification Forms.

**Q:** If a bidder follows the MDOT DBE requirements, will the bidder be in compliance with the SRF/DWRF DBE requirements?

**A:** No. Federally funded highway projects utilize DBE goals, which require that a certain percentage of work be performed by DBE subcontractors. For SRF/DWRF projects, there is no financial goal. However, there is a solicitation effort goal. Bidders must use Good Faith Efforts for each and every area of work to be subcontracted out to obtain DBEs. The bidders are not required to use DBEs if the quotes are higher than non-DBE subcontractors. **There is no required DBE participation percentage contract goal for the SRF/DWRF.** However, if the SRF/DWRF project is part of a joint project with MDOT, the project can be excluded from SRF/DWRF DBE requirements (i.e., the Good Faith Efforts Worksheet is not required) as it would be difficult to comply with both programs' requirements.

**Q:** Must the Good Faith Efforts Worksheet and supporting documentation be turned in with the bid proposals?

**A:** Yes. This is a requirement to document that the contractor has complied with the DBE requirements and the Good Faith Efforts. These compliance efforts must be done during the bidding phase and not after-the-fact. It is highly recommended that the need for these efforts and the submittal of the forms with the bid proposals be emphasized at the pre-bid meetings. Failure to show that the Good Faith Efforts were complied with during the bidding process can lead to a prime contractor being found non-responsive.

- Q:** Does EPA form 6100-2 need to be provided at the pre-bid meeting?
- A:** Yes. The form must be made available at the pre-bid meeting.
- Q:** What kinds of documentation should a contractor provide to document solicitation efforts?
- A:** Documentation can include fax confirmation sheets, copies of solicitation letters/e-mails, printouts of online solicitations, printouts of online search results, affidavits of publication in newspapers, etc.
- Q:** How much time will compliance with the Good Faith Efforts require in terms of structuring an adequate bidding period?
- A:** Due to the extent of the efforts required, a minimum of 30 calendar days is recommended between bid posting and bid opening to ensure adequate time for contractors to locate certified DBEs and solicit quotes.
- Q:** How does a contractor locate certified DBEs?
- A:** The Michigan Department of Transportation has a directory of all Michigan certified entities located at <http://mdotjboss.state.mi.us/UCP/>. Additionally, the federal System for Award Management (SAM) is another place to search and can be found at [www.sam.gov](http://www.sam.gov). SAM contains information from the former Central Contractor Registration (CCR) database.
- Q:** If the bidder does not intend to subcontract any work, what forms, if any, must be provided with the bid proposal?
- A:** The bidder should complete the Good Faith Efforts Worksheet with a notation that no subcontracting will be done. However, if the bidder is awarded the contract and then decides to subcontract work at any point, then the Good Faith Efforts must be made to solicit DBEs.
- Q:** In the perfect world, the Good Faith Efforts Worksheet is required to be turned in with the proposal. What if no forms are turned in with the bid proposal or forms are blank or incomplete? Should this be cause to determine that the bidder is non-responsive?
- A:** While the Good Faith Efforts Worksheet is important, it is more critical to confirm that the contractor complied with the DBE requirements prior to bid opening. The owner should contact the bidder as soon as deficiencies are noted for a determination/documentation of efforts taken to comply with the DBE requirements. Immediate submittal of the completed forms will be acceptable provided the Good Faith Efforts were made and it is just a matter of transferring information to the forms.
- Q:** If the prime contractor is a DBE, does he have to solicit DBE subcontractors?
- A:** Yes, the DBE requirements still apply if the prime intends to subcontract work out. Good Faith Efforts must be used to solicit DBEs.
- Q:** If the area of work is one where there are less than three DBE contractors, how is the contractor to document this?
- A:** Copies of printouts from MDOT and CCR showing no DBEs and advertisements soliciting quotes for all subcontract areas, including the questionable areas, will be adequate.

## Disadvantaged Business Enterprise (DBE) Requirements Frequently Asked Questions Regarding Contractor Compliance

**Q:** What is the Good Faith Efforts Worksheet form and how is it to be completed?

**A:** This form captures efforts by the prime contractor to solicit DBEs for each area of work type that will be subcontracted out. A separate Good Faith Efforts Worksheet must be provided by the prime contractor for each area of work type to be subcontracted out. There are specific instructions that accompany this form that prescribe minimum efforts which bidders must make in order to be in compliance with the DBE requirements.

**Q:** Can non-certified DBEs be used?

**A:** While non-certified DBEs can be used, only DBEs, MBEs, and WBEs that are certified by EPA, SBA, or MDOT (or by tribal, state and local governments, as long as their standards for certification meet or exceed the standards in EPA policy) can be counted toward the fair share goal. Proof of certification by one of these recognized and approved agencies should be sought from each DBE.

**Q:** How does a DBE get certified?

**A:** Applications for certification under MDOT can be found at <http://mdotiboss.state.mi.us/UCP/LearnHowServlet>.

Applications for certification under EPA can be found on EPA's Small Business Programs website at [http://www.epa.gov/osbp/dbe\\_firm.htm](http://www.epa.gov/osbp/dbe_firm.htm) under Certification Forms.

**Q:** If a bidder follows the MDOT DBE requirements, will the bidder be in compliance with the SRF/DWRF DBE requirements?

**A:** No. Federally funded highway projects utilize DBE goals, which require that a certain percentage of work be performed by DBE subcontractors. For SRF/DWRF projects, there is no financial goal. However, there is a solicitation effort goal. Bidders must use Good Faith Efforts for each and every area of work to be subcontracted out to obtain DBEs. The bidders are not required to use DBEs if the quotes are higher than non-DBE subcontractors. **There is no required DBE participation percentage contract goal for the SRF/DWRF.** However, if the SRF/DWRF project is part of a joint project with MDOT, the project can be excluded from SRF/DWRF DBE requirements (i.e., the Good Faith Efforts Worksheet is not required) as it would be difficult to comply with both programs' requirements.

**Q:** Must the Good Faith Efforts Worksheet and supporting documentation be turned in with the bid proposals?

**A:** Yes. This is a requirement to document that the contractor has complied with the DBE requirements and the Good Faith Efforts. These compliance efforts must be done during the bidding phase and not after-the-fact. It is highly recommended that the need for these efforts and the submittal of the forms with the bid proposals be emphasized at the pre-bid meetings. Failure to show that the Good Faith Efforts were complied with during the bidding process can lead to a prime contractor being found non-responsive.

**Q:** Does EPA form 6100-2 need to be provided at the pre-bid meeting?

**A:** Yes. The form must be made available at the pre-bid meeting.

**Q:** What kinds of documentation should a contractor provide to document solicitation efforts?

**A:** Documentation can include fax confirmation sheets, copies of solicitation letters/e-mails, printouts of online solicitations, printouts of online search results, affidavits of publication in newspapers, etc.

**Q:** How much time will compliance with the Good Faith Efforts require in terms of structuring an adequate bidding period?

**A:** Due to the extent of the efforts required, a minimum of 30 calendar days is recommended between bid posting and bid opening to ensure adequate time for contractors to locate certified DBEs and solicit quotes.

**Q:** How does a contractor locate certified DBEs?

**A:** The Michigan Department of Transportation has a directory of all Michigan certified entities located at <http://mdotjboss.state.mi.us/UCP/>. Additionally, the federal System for Award Management (SAM) is another place to search and can be found at [www.sam.gov](http://www.sam.gov). SAM contains information from the former Central Contractor Registration (CCR) database.

**Q:** If the bidder does not intend to subcontract any work, what forms, if any, must be provided with the bid proposal?

**A:** The bidder should complete the Good Faith Efforts Worksheet with a notation that no subcontracting will be done. However, if the bidder is awarded the contract and then decides to subcontract work at any point, then the Good Faith Efforts must be made to solicit DBEs.

**Q:** In the perfect world, the Good Faith Efforts Worksheet is required to be turned in with the proposal. What if no forms are turned in with the bid proposal or forms are blank or incomplete? Should this be cause to determine that the bidder is non-responsive?

**A:** While the Good Faith Efforts Worksheet is important, it is more critical to confirm that the contractor complied with the DBE requirements prior to bid opening. The owner should contact the bidder as soon as deficiencies are noted for a determination/documentation of efforts taken to comply with the DBE requirements. Immediate submittal of the completed forms will be acceptable provided the Good Faith Efforts were made and it is just a matter of transferring information to the forms.

**Q:** If the prime contractor is a DBE, does he have to solicit DBE subcontractors?

**A:** Yes, the DBE requirements still apply if the prime intends to subcontract work out. Good Faith Efforts must be used to solicit DBEs.

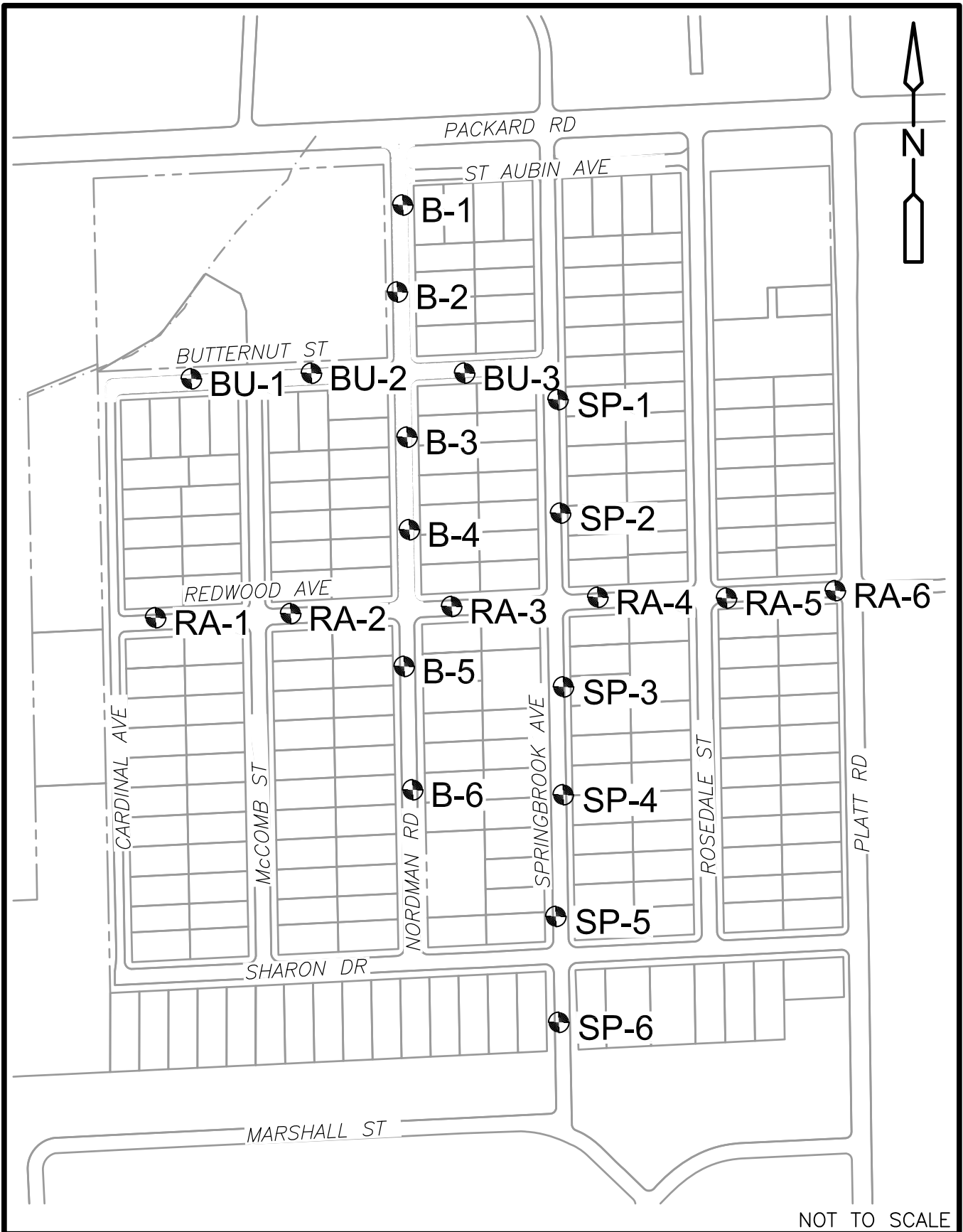
**Q:** If the area of work is one where there are less than three DBE contractors, how is the contractor to document this?

**A:** Copies of printouts from MDOT and CCR showing no DBEs and advertisements soliciting quotes for all subcontract areas, including the questionable areas, will be adequate.

# Appendix B

## Soil Borings

© 2012 CDM SMITH ALL RIGHTS RESERVED. REUSE OF DOCUMENTS: THESE DOCUMENTS AND DESIGNS PROVIDED BY PROFESSIONAL SERVICE, INCORPORATED HEREIN, ARE THE PROPERTY OF CDM SMITH AND ARE NOT TO BE USED, IN WHOLE OR PART, FOR ANY OTHER PROJECT WITHOUT THE WRITTEN AUTHORIZATION OF CDM SMITH.



City of Ann Arbor, Michigan  
Springwater Subdivision Improvements Project  
Soil Boring Locations

Project Name: Ann Arbor Geotechnical

Project Location: Ann Arbor, Michigan

G2 Project No. 120547A

Latitude: N/A Longitude: N/A



Soil Boring No. **BU-1**

**G2** Consulting Group, LLC

SUBSURFACE PROFILE				SOIL SAMPLE DATA					
DEPTH (ft)	PRO-FILE	GROUND SURFACE ELEVATION: N/A	DEPTH (ft)	SAMPLE TYPE-NO.	BLOWS/6-INCHES	STD. PEN. RESISTANCE (N)	MOISTURE CONTENT (%)	DRY DENSITY (PCF)	UNCONF. COMP. STR. (PSF)
		Bituminous Concrete (5-1/2 inches)	0.5						
		Fill: Very Stiff Dark Brown Silty Clay with trace sand and gravel	2.5	S-1	3 3 4	7	14.6		5500*
5		Hard Brown and Gray Silty Clay with trace sand and gravel	5.0	S-2	3 5 7	12	17.2		9000*
		Hard Brown Silty Clay with trace sand and gravel	10.0	S-3	4 8 10	18	18.5		9000*
10		Hard Brown Silty Clay with trace sand and gravel	10.0	S-4	5 8 11	19	18.1		9000*
		End of Boring @ 10ft							
15			15						

Total Depth: 10ft  
 Drilling Date: October 2, 2012  
 Inspector:  
 Contractor: Strata Drilling, Inc.  
 Driller: B. Sienkiewicz

Water Level Observation:  
 Dry during and upon completion of drilling operations

Notes:  
 Boring performed 4-1/2 feet south of North Curbline  
 \* Calibrated Hand Penetrometer

Drilling Method:  
 2-1/4 inch inside diameter hollow-stem augers

Excavation Backfilling Procedure:  
 Borehole backfilled with auger cuttings and capped with cold patch

Figure No. 7

SOIL / PAVEMENT BORING 120547A.GPJ G2\_CONS.GDT 10/19/12

Project Name: Ann Arbor Geotechnical

Project Location: Ann Arbor, Michigan

G2 Project No. 120547A

Latitude: N/A Longitude: N/A



Soil Boring No. **BU-2**

**G2** Consulting Group, LLC

SUBSURFACE PROFILE				SOIL SAMPLE DATA					
DEPTH (ft)	PRO-FILE	GROUND SURFACE ELEVATION: N/A	DEPTH (ft)	SAMPLE TYPE-NO.	BLOWS/6-INCHES	STD. PEN. RESISTANCE (N)	MOISTURE CONTENT (%)	DRY DENSITY (PCF)	UNCONF. COMP. STR. (PSF)
		Bituminous Concrete (6 inches)	0.5						
		Fill: Very Stiff Dark Brown Silty Clay with trace sand and gravel	1.5						
		Very Stiff to Hard Brown and Gray Silty Clay with trace sand and gravel	5	S-1	2 4 7	11	18.2		7000*
	S-2			6 9 12	21	17.1		9000*	
	S-3			7 11 13	24	9.5		9000*	
		Hard Brown Silty Clay with trace sand and gravel	8.0						
		End of Boring @ 10ft	10	S-4	3 10 12	22	17.7		9000*
				15	15				

Total Depth: 10ft  
 Drilling Date: October 2, 2012  
 Inspector:  
 Contractor: Strata Drilling, Inc.  
 Driller: B. Sienkiewicz

Water Level Observation:  
 Dry during and upon completion of drilling operations

Notes:  
 Boring performed 4-1/2 feet south of North Curbline  
 \* Calibrated Hand Penetrometer

Drilling Method:  
 2-1/4 inch inside diameter hollow-stem augers

Excavation Backfilling Procedure:  
 Borehole backfilled with auger cuttings and capped with cold patch

SOIL / PAVEMENT BORING 120547A.GPJ G2\_CONS.GDT 10/19/12

Figure No. 8



Project Name: Ann Arbor Geotechnical

Project Location: Ann Arbor, Michigan

G2 Project No. 120547A

Latitude: N/A Longitude: N/A



Soil Boring No. **BU-3**

**G2** Consulting Group, LLC

SUBSURFACE PROFILE				SOIL SAMPLE DATA					
DEPTH (ft)	PRO-FILE	GROUND SURFACE ELEVATION: N/A	DEPTH (ft)	SAMPLE TYPE-NO.	BLOWS/6-INCHES	STD. PEN. RESISTANCE (N)	MOISTURE CONTENT (%)	DRY DENSITY (PCF)	UNCONF. COMP. STR. (PSF)
		Bituminous Concrete (5-1/2 inches)	0.5						
		Fill: Dark Brown Silty Clay with trace sand, gravel, and organic matter	0.9						
		Hard Brown and Gray Silty Clay with trace sand and gravel		S-1	3 5 6	11	17.3		9000*
5			5	S-2	4 8 10	18	17.6		9000*
					S-3	6 11 10	21	12.8	
		Very Stiff Gray Silty Clay with trace sand and gravel	7.0						
10				10	S-4	4 6 9	15	14.2	
		End of Boring @ 10ft	10.0						
15			15						

Total Depth: 10ft  
 Drilling Date: October 2, 2012  
 Inspector:  
 Contractor: Strata Drilling, Inc.  
 Driller: B. Sienkiewicz

Water Level Observation:  
 9 feet during and upon completion of drilling operations


Notes:  
 Boring performed 8 feet north of South Curbline  
 \* Calibrated Hand Penetrometer

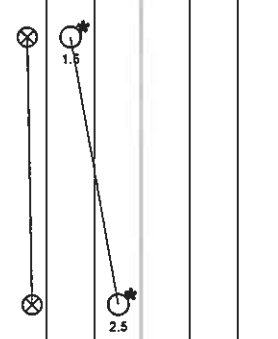
Drilling Method:  
 2-1/4 inch inside diameter hollow-stem augers

Excavation Backfilling Procedure:  
 Borehole backfilled with auger cuttings and capped with cold patch

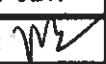
Figure No. 9


SOIL / PAVEMENT BORING\_120547A.GPJ\_G2\_CONS.GDT\_10/19/12


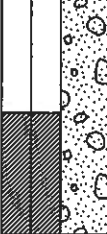
Client: <b>City of Ann Arbor</b>	PSI Project #: <b>381-85088</b> Sheet: <b>1</b> of <b>1</b>	Boring Log Number: <b>B-1</b>	 Professional Service Industries, Inc.
Project: <b>2009 Construction Projects Nordman Road, Packard to Sharon</b>	Location: <b>City of Ann Arbor, Michigan</b>		

Sample No./Type	Sample Location	Sample Recovery	Graphical Log	Description of Material	Depth (ft)	Blows Per Foot	Moisture Content (%)	Plastic Limit (%)	Liquid Limit (%)	Dry Unit Wt (lb/cu.ft.)	<input checked="" type="checkbox"/> "N" Blows Per Foot 0    20    40    60  <input type="checkbox"/> Unconfined Compressive Strength (tsf) <input type="checkbox"/> Calibrated Hand Penetrometer (tsf) 0    2    4    6
				Surface Elevation:							
				5.5" ASPHALT PAVEMENT							
1SS				12" SAND and GRAVEL BASE, some silt, dark brown (Recycled Base)							
				SANDY CLAY (CL) - few seams of clayey sand, mottled brown, moist, stiff to very stiff	6	17	2,3,3,3				
2SS					7	17	2,3,4				
				END OF BORING							
<u>Boring Location</u> North Bound Nordman Road 7.5' West of Curb, 65' South of St. Aubin Avenue Centerline											


Note: The stratification lines indicated here are approximate. In-situ, the transition between soil types may be gradual.


<input checked="" type="checkbox"/> Water Level While Drilling <u>None</u> <input checked="" type="checkbox"/> Water Level At Completion <u>None</u> _____ After Completion	Boring Started: <b>9/26/2008</b> Completed: <b>9/26/2008</b>	Engineer: <b>JDH</b>
	Drilling Method: <b>3.25" HSA</b>	Office: <b>Plymouth</b>
	Driller: <b>M. Dubnicki</b> Drill Rig: <b>CME-75</b>	Hole Depth (ft): <b>5.5</b>
	Approved: 	
Note: Boring backfilled with soil unless otherwise noted.		

Client: <b>City of Ann Arbor</b>	PSI Project #: <b>381-85088</b>	Boring Log Number: <b>B-2</b>	 Professional Service Industries, Inc.
	Sheet: <b>1</b> of <b>1</b>		
Project: <b>2009 Construction Projects Nordman Road, Packard to Sharon</b>	Location: <b>City of Ann Arbor, Michigan</b>		

Sample No./Type	Sample Location	Sample Recovery	Graphical Log	Description of Material	Depth (ft)	Blows Per Foot	Moisture Content (%)	Plastic Limit (%)	Liquid Limit (%)	Dry Unit Wt (lb/cu.ft.)	<input checked="" type="checkbox"/> "N" Blows Per Foot 0      20      40      60	
											<input type="checkbox"/> Unconfined Compressive Strength (tsf) <input type="checkbox"/> Calibrated Hand Penetrometer (tsf)	
				Surface Elevation:								
				6.75" ASPHALT PAVEMENT								
1SS				12" SAND and GRAVEL BASE, some silt, dark brown (Recycled Base)	23	5						<input checked="" type="checkbox"/>
				SAND (SP-SM) - fine coarse, some gravel and silt, brown to light yellowish brown, moist, medium dense to loose	5	6						<input checked="" type="checkbox"/>
2SS				END OF BORING								
				<u>Boring Location</u>  South Bound Nordman Road 6' East of Curb, 23' South of Driveway Centerline to #3050 Nordman Road								


Note: The stratification lines indicated here are approximate. In-situ, the transition between soil types may be gradual.


<input checked="" type="checkbox"/> Water Level While Drilling <u>None</u> <input checked="" type="checkbox"/> Water Level At Completion <u>None</u> _____ After Completion	Boring Started: <b>9/26/2008</b>	Completed: <b>9/26/2008</b>	Engineer: <b>JDH</b>
	Drilling Method: <b>3.25" HSA</b>	Office: <b>Plymouth</b>	Drawn By: <b>JDH</b>
Driller: <b>M. Dubnicki</b>	Drill Rig: <b>CME-75</b>	Hole Depth (ft): <b>5.5</b>	Approved: 
Note: Boring backfilled with soil unless otherwise noted.			

Client: <b>City of Ann Arbor</b>	PSI Project #: <b>381-85088</b> Sheet: <b>1</b> of <b>1</b>	Boring Log Number: <b>B-3</b>	 Professional Service Industries, Inc.
Project: <b>2009 Construction Projects Nordman Road, Packard to Sharon</b>	Location: <b>City of Ann Arbor, Michigan</b>		

Sample No./Type	Sample Location	Sample Recovery	Graphical Log	Description of Material	Depth (ft)	Blows Per Foot	Moisture Content (%)	Plastic Limit (%)	Liquid Limit (%)	Dry Unit Wt (lb/cu.ft.)	<input checked="" type="checkbox"/> "N" Blows Per Foot 0    20    40    60  <input checked="" type="checkbox"/> Unconfined Compressive Strength (tsf) <input type="checkbox"/> Calibrated Hand Penetrometer (tsf)
				Surface Elevation:							0    2    4    6
				7" ASPHALT PAVEMENT							
1SS				FILL - SANDY CLAY, few gravel, some organics, dark gray	12	19					⊗
				FILL - SANDY CLAY, some organics, grayish brown, dark gray and olive, moist L.O.I. = 6.0%	5,6,6,7						
2SS				SILTY CLAY (CL) - some sand, mottled light gray, olive and yellowish brown, moist, stiff	11	19					⊗
				END OF BORING	5						⊗
				<u>Boring Location</u>  North Bound Nordman Road 7' West of Curb, 10' North of Driveway Centerline to #3129 Nordman Road	3,4,7						⊗


Note: The stratification lines indicated here are approximate. In-situ, the transition between soil types may be gradual.


<input checked="" type="checkbox"/> Water Level While Drilling <u>None</u> <input checked="" type="checkbox"/> Water Level At Completion <u>None</u> _____ After Completion	Boring Started: <b>9/26/2008</b> Completed: <b>9/26/2008</b> Drilling Method: <b>3.25" HSA</b> Office: <b>Plymouth</b> Driller: <b>M. Dubnicki</b> Drill Rig: <b>CME-75</b> Hole Depth (ft): <b>5.5</b>	Engineer: <b>JDH</b> Drawn By: <b>JDH</b> Approved: 
Note: Boring backfilled with soil unless otherwise noted.		

Client: <b>City of Ann Arbor</b>	PSI Project #: <b>381-85088</b> Sheet: <b>1</b> of <b>1</b>	Boring Log Number: <b>B-4</b>	 Professional Service Industries, Inc.
Project: <b>2009 Construction Projects Nordman Road, Packard to Sharon</b>	Location: <b>City of Ann Arbor, Michigan</b>		

Sample No./Type	Sample Location	Sample Recovery	Graphical Log	Description of Material	Depth (ft)	Blows Per Foot	Moisture Content (%)	Plastic Limit (%)	Liquid Limit (%)	Dry Unit Wt (lb/cu.ft.)	<input checked="" type="checkbox"/> "N" Blows Per Foot 0    20    40    60  <input type="checkbox"/> Unconfined Compressive Strength (tsf) <input type="checkbox"/> Calibrated Hand Penetrometer (tsf) 0    2    4    6
				Surface Elevation:							
1SS				4" ASPHALT PAVEMENT							
				FILL - SANDY CLAY, few gravel, some organics, brown, dark brown and dark gray, moist L.O.I. = 5.0%	11	19					⊗
				Obstruction encountered @ 3' END OF BORING							
				<u>Boring Location</u>  North Bound Nordman Road 8.5' West of Curb, 23' North of Driveway Centerline to #3181 Nordman Road							


Note: The stratification lines indicated here are approximate. In-situ, the transition between soil types may be gradual.


<input checked="" type="checkbox"/> Water Level While Drilling <u>None</u> <input checked="" type="checkbox"/> Water Level At Completion <u>None</u> _____ After Completion	Boring Started: <b>9/26/2008</b> Completed: <b>9/26/2008</b> Drilling Method: <b>3.25" HSA</b> Office: <b>Plymouth</b> Driller: <b>M. Dubnicki</b> Drill Rig: <b>CME-75</b> Hole Depth (ft): <b>3</b>	Engineer: <b>JDH</b> Drawn By: <b>JDH</b> Approved: 
Note: Boring backfilled with soil unless otherwise noted.		

Client: <b>City of Ann Arbor</b>	PSI Project #: <b>381-85088</b> Sheet: <b>1</b> of <b>1</b>	Boring Log Number: <b>B-5</b>	 Professional Service Industries, Inc.
Project: <b>2009 Construction Projects Nordman Road, Packard to Sharon</b>	Location: <b>City of Ann Arbor, Michigan</b>		

Sample No./Type	Sample Location	Sample Recovery	Graphical Log	Description of Material	Depth (ft)	Blows Per Foot	Moisture Content (%)	Plastic Limit (%)	Liquid Limit (%)	Dry Unit Wt (lb/cu.ft.)	<input type="checkbox"/> "N" Blows Per Foot 0    20    40    60  <input type="checkbox"/> Unconfined Compressive Strength (tsf) <input type="checkbox"/> Calibrated Hand Penetrometer (tsf)
				Surface Elevation:							
				5" ASPHALT PAVEMENT							
1SS				SANDY CLAY (CL) - few gravel and white silt partings, mottled brown, moist, hard	17	15					<input type="checkbox"/> 4.5+ <input type="checkbox"/> 4.5+
2SS					24	15					<input type="checkbox"/> 4.5+ <input type="checkbox"/> 4.5+
				END OF BORING							
				<u>Boring Location</u>  South Bound Nordman Road 8' East of Curb, 17' South of Driveway Centerline to #3224 Nordman Road							


Note: The stratification lines indicated here are approximate. In-situ, the transition between soil types may be gradual.

<input type="checkbox"/> Water Level While Drilling <u>None</u> <input type="checkbox"/> Water Level At Completion <u>None</u> _____ After Completion	Boring Started: <b>9/26/2008</b> Completed: <b>9/26/2008</b> Drilling Method: <b>3.25" HSA</b> Office: <b>Plymouth</b> Driller: <b>M. Dubnicki</b> Drill Rig: <b>CME-75</b> Hole Depth (ft): <b>5.5</b>	Engineer: <b>JDH</b> Drawn By: <b>JDH</b> Approved: 
Note: Boring backfilled with soil unless otherwise noted.		

Client: <b>City of Ann Arbor</b>	PSI Project #: <b>381-85088</b> Sheet: <b>1</b> of <b>1</b>	Boring Log Number: <b>B-6</b>	 Professional Service Industries, Inc.
Project: <b>2009 Construction Projects Nordman Road, Packard to Sharon</b>	Location: <b>City of Ann Arbor, Michigan</b>		

Sample No./Type	Sample Location	Sample Recovery	Graphical Log	Description of Material	Depth (ft)	Blows Per Foot	Moisture Content (%)	Plastic Limit (%)	Liquid Limit (%)	Dry Unit Wt (lb/cu.ft.)	⊗ "N" Blows Per Foot 0 20 40 60  ● Unconfined Compressive Strength (tsf) ○ Calibrated Hand Penetrometer (tsf) 0 2 4 6
				Surface Elevation:							
				6.5" ASPHALT PAVEMENT							
1SS				SANDY CLAY (CL) - few gravel, some organics, dark gray, moist	10	17					⊗
				SANDY CLAY (CL) - few organics, mottled olive and gray, moist, very stiff	4.5, 5.6						○
2SS				SANDY CLAY (CL) - few gravel and white silt partings, mottled brown, yellowish brown and gray, moist, hard	15	17					⊗
				END OF BORING	5						○
				<u>Boring Location</u>  North Bound Nordman Road 10.5' West of Curb, 39' North of Driveway Centerline to #3299 Nordman Road	5.6, 9						○

Note: The stratification lines indicated here are approximate. In-situ, the transition between soil types may be gradual.

<input checked="" type="checkbox"/> Water Level While Drilling <u>None</u> <input checked="" type="checkbox"/> Water Level At Completion <u>None</u> _____ After Completion	Boring Started: <b>9/26/2008</b> Completed: <b>9/26/2008</b> Drilling Method: <b>3.25" HSA</b> Office: <b>Plymouth</b> Driller: <b>M. Dubnicki</b> Drill Rig: <b>CME-75</b> Hole Depth (ft): <b>5.5</b>	Engineer: <b>JDH</b> Drawn By: <b>JDH</b> Approved: 
Note: Boring backfilled with soil unless otherwise noted.		

Project Name: Ann Arbor Geotechnical

Project Location: Ann Arbor, Michigan

G2 Project No. 120547A

Latitude: N/A Longitude: N/A



Soil Boring No. RA-1



SUBSURFACE PROFILE				SOIL SAMPLE DATA					
DEPTH (ft)	PRO-FILE	GROUND SURFACE ELEVATION: N/A	DEPTH (ft)	SAMPLE TYPE-NO.	BLOWS/6-INCHES	STD. PEN. RESISTANCE (N)	MOISTURE CONTENT (%)	DRY DENSITY (PCF)	UNCONF. COMP. STR. (PSF)
		Bituminous Concrete (9 inches)	0.8						
		Hard Brown and Gray Silty Clay with trace sand and gravel	3.5	S-1	3 4 6	10	18.2		8000*
5				S-2	4 9 11	20	17.3		9000*
		Hard Brown Silty Clay with trace sand and gravel	10.0	S-3	5 6 9	15	19.4		9000*
10				S-4	5 8 10	18	19.4		9000*
		End of Boring @ 10ft							
15			15						

Total Depth: 10ft  
 Drilling Date: October 3, 2012  
 Inspector:  
 Contractor: Strata Drilling, Inc.  
 Driller: B. Sienkiewicz

Water Level Observation:  
 Dry during and upon completion of drilling operations

Notes:  
 Boring performed 9 feet south of North Curbline  
 \* Calibrated Hand Penetrometer

Drilling Method:  
 2-1/4 inch inside diameter hollow-stem augers

Excavation Backfilling Procedure:  
 Borehole backfilled with auger cuttings and capped with cold patch

SOIL / PAVEMENT BORING 120547A.GPJ G2\_CONS.GDT 10/19/12

Figure No. 58



Project Name: Ann Arbor Geotechnical

Project Location: Ann Arbor, Michigan

G2 Project No. 120547A

Latitude: N/A Longitude: N/A



Soil Boring No. RA-2

Consulting Group, LLC

SUBSURFACE PROFILE				SOIL SAMPLE DATA						
DEPTH (ft)	PRO-FILE	GROUND SURFACE ELEVATION: N/A	DEPTH (ft)	SAMPLE TYPE-NO.	BLOWS/6-INCHES	STD. PEN. RESISTANCE (N)	MOISTURE CONTENT (%)	DRY DENSITY (PCF)	UNCONF. COMP. STR. (PSF)	
		Bituminous Concrete (6 inches)	0.5							
		Very Stiff to Hard Brown and Gray Silty Clay with trace sand and gravel		S-1	3 3 5	8	18.3		7000*	
5			5	S-2	4 7 12	19	17.6		9000*	
			Hard Brown Silty Clay with trace sand and gravel		S-3	5 9 13	22	19.2		9000*
10				10	S-4	7 10 13	23	18.8		9000*
		End of Boring @ 10ft	10.0							
15			15							

Total Depth: 10ft  
 Drilling Date: October 3, 2012  
 Inspector:  
 Contractor: Strata Drilling, Inc.  
 Driller: B. Sienkiewicz

Water Level Observation:  
 Dry during and upon completion of drilling operations

Notes:  
 Boring performed 7 feet south of North Curbline  
 \* Calibrated Hand Penetrometer

Drilling Method:  
 2-1/4 inch inside diameter hollow-stem augers

Excavation Backfilling Procedure:  
 Borehole backfilled with auger cuttings and capped with cold patch

SOIL / PAVEMENT BORING 120547A.GPJ G2\_CONS.GDT 10/19/12

Figure No. 59

Project Name: Ann Arbor Geotechnical

Project Location: Ann Arbor, Michigan

G2 Project No. 120547A

Latitude: N/A Longitude: N/A



Soil Boring No. RA-3

Consulting Group, LLC

SUBSURFACE PROFILE				SOIL SAMPLE DATA					
DEPTH (ft)	PRO-FILE	GROUND SURFACE ELEVATION: N/A	DEPTH (ft)	SAMPLE TYPE-NO.	BLOWS/6-INCHES	STD. PEN. RESISTANCE (N)	MOISTURE CONTENT (%)	DRY DENSITY (PCF)	UNCONF. COMP. STR. (PSF)
		Bituminous Concrete (6 inches)	0.5						
		Fill: Very Stiff Dark Brown Silty Clay with trace sand, gravel, and organic matter		S-1	3 4 5	9	18.7		6000*
5			4.5	S-2	3 4 8	12	22.3		3500*
			Hard Brown Silty Clay with trace sand and gravel		S-3	6 11 13	24	17.4	
10		6.0		S-4	6 9 15	24	18.3		9000*
		End of Boring @ 10ft	10.0						
15			15						

Total Depth: 10ft  
 Drilling Date: October 3, 2012  
 Inspector:  
 Contractor: Strata Drilling, Inc.  
 Driller: B. Sienkiewicz

Water Level Observation:  
 Dry during and upon completion of drilling operations

Notes:  
 Boring performed 7 feet south of North Curbline  
 \* Calibrated Hand Penetrometer

Drilling Method:  
 2-1/4 inch inside diameter hollow-stem augers

Excavation Backfilling Procedure:  
 Borehole backfilled with auger cuttings and capped with cold patch

Figure No. 60

SOIL / PAVEMENT BORING 120547A.GPJ G2\_CONS.GDT 10/19/12

Project Name: Ann Arbor Geotechnical

Project Location: Ann Arbor, Michigan

G2 Project No. 120547A

Latitude: N/A Longitude: N/A



Soil Boring No. RA-4

Consulting Group, LLC

SUBSURFACE PROFILE				SOIL SAMPLE DATA					
DEPTH (ft)	PRO-FILE	GROUND SURFACE ELEVATION: N/A	DEPTH (ft)	SAMPLE TYPE-NO.	BLOWS/6-INCHES	STD. PEN. RESISTANCE (N)	MOISTURE CONTENT (%)	DRY DENSITY (PCF)	UNCONF. COMP. STR. (PSF)
		Bituminous Concrete (5-1/2 inches)	0.5						
		Fill: Dark Brown Silty Clay with trace sand, gravel, and organic matter	1.5						
		Very Stiff Brown and Gray Silty Clay with trace sand and gravel	4.0	S-1	3 3 4	7	25.5		5000*
5				S-2	4 5 7	12	18.9		7000*
		Very Stiff to Hard Brown Silty Clay with trace sand and gravel	10.0	S-3	5 10 15	25	17.5		9000*
10				S-4	7 11 13	24	17.0		9000*
		End of Boring @ 10ft							
15			15						

Total Depth: 10ft  
 Drilling Date: October 3, 2012  
 Inspector:  
 Contractor: Strata Drilling, Inc.  
 Driller: B. Sienkiewicz

Drilling Method:  
 2-1/4 inch inside diameter hollow-stem augers

Water Level Observation:  
 Dry during and upon completion of drilling operations

Notes:  
 Boring performed 10 feet south of North Curbline  
 \* Calibrated Hand Penetrometer

Excavation Backfilling Procedure:  
 Borehole backfilled with auger cuttings and capped with cold patch

Figure No. 61

SOIL / PAVEMENT BORING 120547A.GPJ G2\_CONS.GDT 10/19/12

Project Name: Ann Arbor Geotechnical

Project Location: Ann Arbor, Michigan

G2 Project No. 120547A

Latitude: N/A Longitude: N/A



Soil Boring No. RA-5

**G2** Consulting Group, LLC

SUBSURFACE PROFILE				SOIL SAMPLE DATA					
DEPTH (ft)	PRO-FILE	GROUND SURFACE ELEVATION: N/A	DEPTH (ft)	SAMPLE TYPE-NO.	BLOWS/6-INCHES	STD. PEN. RESISTANCE (N)	MOISTURE CONTENT (%)	DRY DENSITY (PCF)	UNCONF. COMP. STR. (PSF)
		Bituminous Concrete (6 inches)	0.5						
		Fill: Dark Brown Silty Clay with trace sand, gravel, and organic matter	2.0	S-1	3 6 8	14	22.7		4500*
5		Very Stiff to Hard Brown and Gray Silty Clay with trace sand and gravel	5	S-2	7 12 15	27	16.7		9000*
		Hard Brown Silty Clay with trace sand and gravel	5.5	S-3	6 12 16	28	18.0		9000*
10		End of Boring @ 10ft	10.0	S-4	7 13 15	28	18.1		9000*
15			15						

Total Depth: 10ft  
 Drilling Date: October 3, 2012  
 Inspector:  
 Contractor: Strata Drilling, Inc.  
 Driller: B. Sienkiewicz

Drilling Method:  
 2-1/4 inch inside diameter hollow-stem augers

Water Level Observation:  
 Dry during and upon completion of drilling operations

Notes:  
 Boring performed 10 feet north of South Curbline  
 \* Calibrated Hand Penetrometer

Excavation Backfilling Procedure:  
 Borehole backfilled with auger cuttings and capped with cold patch

Figure No. 62

SOIL / PAVEMENT BORING 120547A.GPJ G2\_CONS.GDT 10/19/12

Project Name: Ann Arbor Geotechnical

Project Location: Ann Arbor, Michigan

G2 Project No. 120547A

Latitude: N/A Longitude: N/A



Soil Boring No. RA-6

**G2** Consulting Group, LLC

SUBSURFACE PROFILE				SOIL SAMPLE DATA					
DEPTH (ft)	PRO-FILE	GROUND SURFACE ELEVATION: N/A	DEPTH (ft)	SAMPLE TYPE-NO.	BLOWS/6-INCHES	STD. PEN. RESISTANCE (N)	MOISTURE CONTENT (%)	DRY DENSITY (PCF)	UNCONF. COMP. STR. (PSF)
		Bituminous Concrete (8 inches)	0.7						
		Very Stiff to Hard Brown and Gray Silty Clay with trace sand and gravel		S-1	2 5 8	13	22.0		6000*
5			5	S-2	5 9 13	22	17.2		9000*
		Hard Brown Silty Clay with trace sand and gravel		S-3	6 10 14	24	16.6		9000*
10			10.0	S-4	6 9 14	23	15.5		9000*
		End of Boring @ 10ft							
15			15						

Total Depth: 10ft  
 Drilling Date: October 3, 2012  
 Inspector:  
 Contractor: Strata Drilling, Inc.  
 Driller: B. Sienkiewicz

Drilling Method:  
 2-1/4 inch inside diameter hollow-stem augers

Water Level Observation:  
 Dry during and upon completion of drilling operations

Notes:  
 Boring performed 3-1/2 feet north of South Curbline  
 \* Calibrated Hand Penetrometer

Excavation Backfilling Procedure:  
 Borehole backfilled with auger cuttings and capped with cold patch

Figure No. 63

SOIL / PAVEMENT BORING 120547A.GPJ G2\_CONS.GDT 10/19/12

Project Name: Ann Arbor Geotechnical

Project Location: Ann Arbor, Michigan

G2 Project No. 120547A

Latitude: N/A Longitude: N/A



Soil Boring No. **SP-1**

**G2** Consulting Group, LLC

SUBSURFACE PROFILE				SOIL SAMPLE DATA					
DEPTH (ft)	PRO-FILE	GROUND SURFACE ELEVATION: N/A	DEPTH (ft)	SAMPLE TYPE-NO.	BLOWS/6-INCHES	STD. PEN. RESISTANCE (N)	MOISTURE CONTENT (%)	DRY DENSITY (PCF)	UNCONF. COMP. STR. (PSF)
		Bituminous Concrete (6 inches)	0.5						
		Fill: Bituminous Concrete Millings (4 inches)	0.8						
		Loose Brown Sand with trace silt and gravel	3.5	S-1	2 4 4	8			
5		Hard Brown and Gray Silty Clay with trace sand and gravel	5	S-2	3 5 7	12	18.5		8500*
		Hard Brown and Gray Silty Clay with trace sand and gravel	10	S-3	4 8 12	20	17.1		9000*
10		End of Boring @ 10ft	10.0	S-4	6 9 12	21	16.9		9000*
15			15						

Total Depth: 10ft  
 Drilling Date: October 3, 2012  
 Inspector:  
 Contractor: Strata Drilling, Inc.  
 Driller: B. Sienkiewicz

Water Level Observation:  
 Dry during and upon completion of drilling operations

Notes:  
 Boring performed 3-1/2 feet west of East Curbline  
 \* Calibrated Hand Penetrometer

Drilling Method:  
 2-1/4 inch inside diameter hollow-stem augers

Excavation Backfilling Procedure:  
 Borehole backfilled with auger cuttings and capped with cold patch

Figure No. 100

SOIL / PAVEMENT BORING 120547A.GPJ G2\_CONS.GDT 10/19/12

Project Name: Ann Arbor Geotechnical

Project Location: Ann Arbor, Michigan

G2 Project No. 120547A

Latitude: N/A Longitude: N/A



Soil Boring No. **SP-2**

**G2** Consulting Group, LLC

SUBSURFACE PROFILE				SOIL SAMPLE DATA						
DEPTH (ft)	PRO-FILE	GROUND SURFACE ELEVATION: N/A	DEPTH (ft)	SAMPLE TYPE-NO.	BLOWS/6-INCHES	STD. PEN. RESISTANCE (N)	MOISTURE CONTENT (%)	DRY DENSITY (PCF)	UNCONF. COMP. STR. (PSF)	
		Bituminous Concrete (6-1/2 inches)	0.5							
		Hard Brown and Gray Silty Clay with trace sand and gravel		S-1	4 7 7	14	13.5		9000*	
5			5	S-2	5 9 14	23	9.7		9000*	
					S-3	7 11 16	27	16.7		9000*
10				10	S-4	6 10 13	23	16.6		9000*
		End of Boring @ 10ft								
15			15							

Total Depth: 10ft  
 Drilling Date: October 3, 2012  
 Inspector:  
 Contractor: Strata Drilling, Inc.  
 Driller: B. Sienkiewicz

Water Level Observation:  
 Dry during and upon completion of drilling operations

Notes:  
 Boring performed 4-1/2 feet west of East Curbline  
 \* Calibrated Hand Penetrometer

Drilling Method:  
 2-1/4 inch inside diameter hollow-stem augers

Excavation Backfilling Procedure:  
 Borehole backfilled with auger cuttings and capped with cold patch

Figure No. 101

SOIL / PAVEMENT BORING\_120547A.GPJ G2\_CONS.GDT 10/19/12

Project Name: Ann Arbor Geotechnical

Project Location: Ann Arbor, Michigan

G2 Project No. 120547A

Latitude: N/A

Longitude: N/A



Soil Boring No. **SP-3**

**G2** Consulting Group, LLC

SUBSURFACE PROFILE				SOIL SAMPLE DATA						
DEPTH (ft)	PRO-FILE	GROUND SURFACE ELEVATION: N/A	DEPTH (ft)	SAMPLE TYPE-NO.	BLOWS/6-INCHES	STD. PEN. RESISTANCE (N)	MOISTURE CONTENT (%)	DRY DENSITY (PCF)	UNCONF. COMP. STR. (PSF)	
		Bituminous Concrete (7 inches)	0.6							
		Hard Brown and Gray Silty Clay with trace sand and gravel		S-1	3 4 5	9	16.4		8500*	
5			5	S-2	4 8 10	18	17.6		9000*	
					S-3	5 8 11	19	19.3		9000*
10				10	S-4	4 9 11	20	19.5		9000*
		End of Boring @ 10ft								
15			15							

Total Depth: 10ft  
 Drilling Date: October 3, 2012  
 Inspector:  
 Contractor: Strata Drilling, Inc.  
 Driller: B. Sienkiewicz

Water Level Observation:  
 Dry during and upon completion of drilling operations

Notes:  
 Boring performed 3 feet west of East Curbline  
 \* Calibrated Hand Penetrometer

Drilling Method:  
 2-1/4 inch inside diameter hollow-stem augers

Excavation Backfilling Procedure:  
 Borehole backfilled with auger cuttings and capped with cold patch

Figure No. 102

SOIL / PAVEMENT BORING 120547A.GPJ G2\_CONS.GDT 10/19/12



Project Name: Ann Arbor Geotechnical

Project Location: Ann Arbor, Michigan

G2 Project No. 120547A

Latitude: N/A Longitude: N/A



Soil Boring No. **SP-4**

**G2** Consulting Group, LLC

SUBSURFACE PROFILE				SOIL SAMPLE DATA					
DEPTH (ft)	PRO-FILE	GROUND SURFACE ELEVATION: N/A	DEPTH (ft)	SAMPLE TYPE-NO.	BLOWS/6-INCHES	STD. PEN. RESISTANCE (N)	MOISTURE CONTENT (%)	DRY DENSITY (PCF)	UNCONF. COMP. STR. (PSF)
		Bituminous Concrete (5 inches)	0.4						
		Very Stiff to Hard Brown and Gray Silty Clay with trace sand and gravel		S-1	3 4 5	9	15.0		6000*
5				S-2	6 8 13	21	17.4		9000*
				S-3	7 10 14	24	18.1		9000*
10				S-4	6 9 14	23	18.5		9000*
		End of Boring @ 10ft	10.0						
15			15						

Total Depth: 10ft  
 Drilling Date: October 3, 2012  
 Inspector:  
 Contractor: Strata Drilling, Inc.  
 Driller: B. Sienkiewicz

Water Level Observation:  
 Dry during and upon completion of drilling operations

Notes:  
 Boring performed 3 feet west of East Curbline  
 \* Calibrated Hand Penetrometer

Drilling Method:  
 2-1/4 inch inside diameter hollow-stem augers

Excavation Backfilling Procedure:  
 Borehole backfilled with auger cuttings and capped with cold patch

Project Name: Ann Arbor Geotechnical

Project Location: Ann Arbor, Michigan

G2 Project No. 120547A

Latitude: N/A Longitude: N/A



Soil Boring No. **SP-5**



SUBSURFACE PROFILE				SOIL SAMPLE DATA					
DEPTH (ft)	PRO-FILE	GROUND SURFACE ELEVATION: N/A	DEPTH (ft)	SAMPLE TYPE-NO.	BLOWS/6-INCHES	STD. PEN. RESISTANCE (N)	MOISTURE CONTENT (%)	DRY DENSITY (PCF)	UNCONF. COMP. STR. (PSF)
		Bituminous Concrete (6 inches)	0.5						
		Fill: Stiff Dark Brown Silty Clay with trace sand, gravel, and organic matter	2.0		2 2 4	6	27.3		2500*
		Stiff Brown and Gray Silty Clay with trace sand and gravel	4.5		3 5 8	13	27.4		7000*
5			5	S-2					
		Hard Brown and Gray Silty Clay with trace sand and gravel			5 7 11	18	17.1		9000*
10			10	S-4	6 8 12	20	19.1		9000*
		End of Boring @ 10ft							
15			15						

Total Depth: 10ft  
 Drilling Date: October 3, 2012  
 Inspector:  
 Contractor: Strata Drilling, Inc.  
 Driller: B. Sienkiewicz

Water Level Observation:  
 Dry during and upon completion of drilling operations

Notes:  
 Boring performed 7 feet east of West Curbline  
 \* Calibrated Hand Penetrometer

Drilling Method:  
 2-1/4 inch inside diameter hollow-stem augers

Excavation Backfilling Procedure:  
 Borehole backfilled with auger cuttings and capped with cold patch

SOIL / PAVEMENT BORING\_120547A.GPJ\_G2\_CONS.GDT\_10/19/12

Project Name: Ann Arbor Geotechnical

Project Location: Ann Arbor, Michigan

G2 Project No. 120547A

Latitude: N/A Longitude: N/A



Soil Boring No. **SP-6**

**G2** Consulting Group, LLC

SUBSURFACE PROFILE				SOIL SAMPLE DATA						
DEPTH (ft)	PRO-FILE	GROUND SURFACE ELEVATION: N/A	DEPTH (ft)	SAMPLE TYPE-NO.	BLOWS/6-INCHES	STD. PEN. RESISTANCE (N)	MOISTURE CONTENT (%)	DRY DENSITY (PCF)	UNCONF. COMP. STR. (PSF)	
		Bituminous Concrete (7 inches)	0.6							
		Very Stiff to Hard Brown and Gray Silty Clay with trace sand and gravel		S-1	2 4 5	9	24.4		7000*	
5			5	S-2	4 9 12	21	16.6		9000*	
					S-3	5 10 14	24	17.4		9000*
10				10	S-4	7 11 14	25	17.6		9000*
		End of Boring @ 10ft								
15			15							

Total Depth: 10ft  
 Drilling Date: October 3, 2012  
 Inspector:  
 Contractor: Strata Drilling, Inc.  
 Driller: B. Sienkiewicz

Water Level Observation:  
 Dry during and upon completion of drilling operations

Notes:  
 Boring performed 7 feet east of West Curbline  
 \* Calibrated Hand Penetrometer

Drilling Method:  
 2-1/4 inch inside diameter hollow-stem augers

Excavation Backfilling Procedure:  
 Borehole backfilled with auger cuttings and capped with cold patch

SOIL / PAVEMENT BORING 120547A.GPJ G2\_CONS.GDT 10/19/12

# Appendix A

## Standard Contract Language for Clean Water and Drinking Water State Revolving Fund

# Appendix B

## Soil Borings