

# Ann Arbor Spending Priorities Resident Survey

## Report of Results

March 2019

Prepared by:



**NRC**  
National Research Center Inc

## Table of Contents

<b>Survey Results</b> .....	<b>1</b>
Survey Background.....	1
Residents’ Perceived Importance of Issues.....	2
Residents’ Allocation of Millage Monies .....	3
Differences by Resident Characteristics .....	7
<b>Appendix A: Responses to Survey Questions</b> .....	<b>9</b>
<b>Appendix B: Verbatim Responses to Open-Ended Question</b> .....	<b>15</b>
<b>Appendix C: Survey Responses by Respondent Characteristics</b> .....	<b>43</b>
<b>Appendix D: Survey Methodology</b> .....	<b>51</b>
<b>Appendix E: Survey Materials</b> .....	<b>59</b>

## Table of Figures

Figure 1: Perceived Importance of Issues .....	2
Figure 2: Average Allocation of Millage Monies.....	4
Figure 3: Average Allocation of Millage Monies.....	5
Figure 4: Proportion Assigning Ranges of Allocations to Each Category .....	6

# Survey Results

## Survey Background

In November 2017, Washtenaw County voters passed a Mental Health and Public Safety Millage that raised property taxes to support mental health and law enforcement. The distribution of the revenue raised was clearly spelled out:

- 38% (or 38¢ of every \$1 paid in property tax) to the County Sheriff's Office,
- 38% (38¢ of every \$1 paid) to the County Community Mental Health Department, and
- 24% (24¢ of every \$1 paid) to cities and townships within the County that have their own police force.

For the City of Ann Arbor, the new revenue stream is just over \$2 million annually, or about \$20 million over the 8-year period. There is no restriction on how the city can use the money. As the City Council prepares to expend these funds, they desired to hear how residents would choose to allocate these funds, and commissioned a survey of residents to solicit their opinions.

The questionnaire received by those randomly invited to participate in the survey was two pages including a brief introduction. There were two main questions asked: how important residents felt it was that each of eight different issues were for the City of Ann Arbor to address, and then what percent of the millage monies that would be distributed to the City of Ann Arbor through the Mental Health and Public Safety Millage they would allocate to fund addressing these issues. The eight issues were chosen as those that had been considered most important by residents in a budget priority survey conducted in the fall of 2018 as well as public safety and mental health, as those are the issues to be addressed by the County with the revenue from the millage. A copy of the survey can be found in *Appendix E: Survey Materials*.

Initially, 3,500 households were selected to receive the survey; a total of 843 surveys were received from this sample, for a response rate of 24%. In addition, another 2,000 households were selected to receive the survey; a total of 205 completed surveys were received, for a response rate of 10%.

The demographic profile of these survey respondents was compared to that of all adults in Ann Arbor, and results were weighted to more accurately reflect the population. More information about the survey methodology can be found in *Appendix D: Survey Methodology*.

A complete set of overall preliminary survey responses is contained in *Appendix A: Responses to Survey Questions*. The verbatim responses to the open-ended questions, which were not analyzed for this preliminary report, can be found in *Appendix B: Verbatim Responses to Open-Ended Question*. Cross tabulations of responses to the two main survey questions by respondent characteristics can be found in *Appendix C: Survey Responses by Respondent Characteristics*.

## Residents' Perceived Importance of Issues

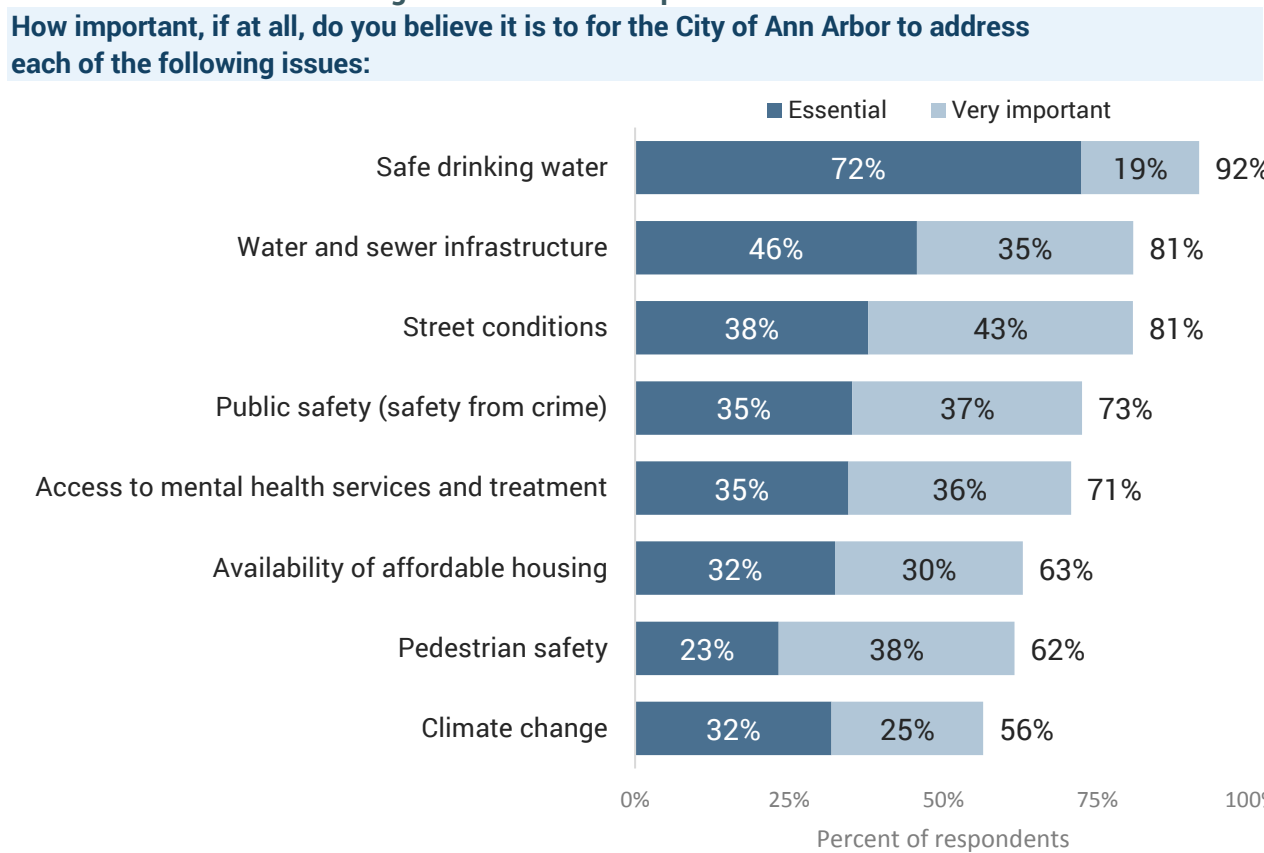
When asked how important they felt it was for the City of Ann Arbor to address each of eight issues presented, the one considered essential by far and away the greatest proportion of residents was safe drinking water. This issue was considered essential to address by 72% of respondents, and another 19% felt it was very important.

Two additional issues were considered essential or very important by about 8 in 10 respondents; these were water & sewer infrastructure and street conditions.

Public safety and access to mental health services and treatment were each considered essential or very important by about 7 in 10 respondents.

About 6 in 10 respondents felt it was essential or very important for the City to address pedestrian safety and affordable housing. Addressing climate change had the lowest importance rating, but was still considered essential or very important by over half (56%) of respondents, and a third considered it essential. None of the items included on the survey were considered only somewhat important or not at all important by a majority of respondents, which is not surprising, as these were considered important to residents in the Budget Priorities Survey.

**Figure 1: Perceived Importance of Issues**



## Residents' Allocation of Millage Monies

Those participating in the survey were next asked how they would allocate the monies that will be distributed to the City of Ann Arbor from the Washtenaw County Mental Health and Public Safety Millage. The eight categories included identified ways in which the funding could be used to address the eight issues from the previous question. In addition, respondents could add their own category, although not many respondents chose to add their own.

Figure 2 on the next page and Figure 3 on page 5 show the average percent assigned to each category by survey participants. Interestingly, respondents were inclined to spread the money out fairly evenly among the issues they considered most important. Average allocations ranged from a low of 8% to a high of 16%. And the categories receiving the highest allocations were not those that had been considered essential or very important by the greatest proportion of respondents.

For example, drinking water was considered a critical issue in the previous question (see Figure 1), but the average percent earmarked for drinking water quality was 14.8% (see Figure 2), with two other funding categories receiving slightly greater allocations. Improvements to mental health access and to street conditions were each apportioned about 16% of the millage monies by respondents (15.9% and 15.7%, respectively). The stem of the allocation question did mention the Washtenaw County Mental Health and Public Safety Millage, and seeing the words “mental health” may have triggered respondents to allocate more to this category.

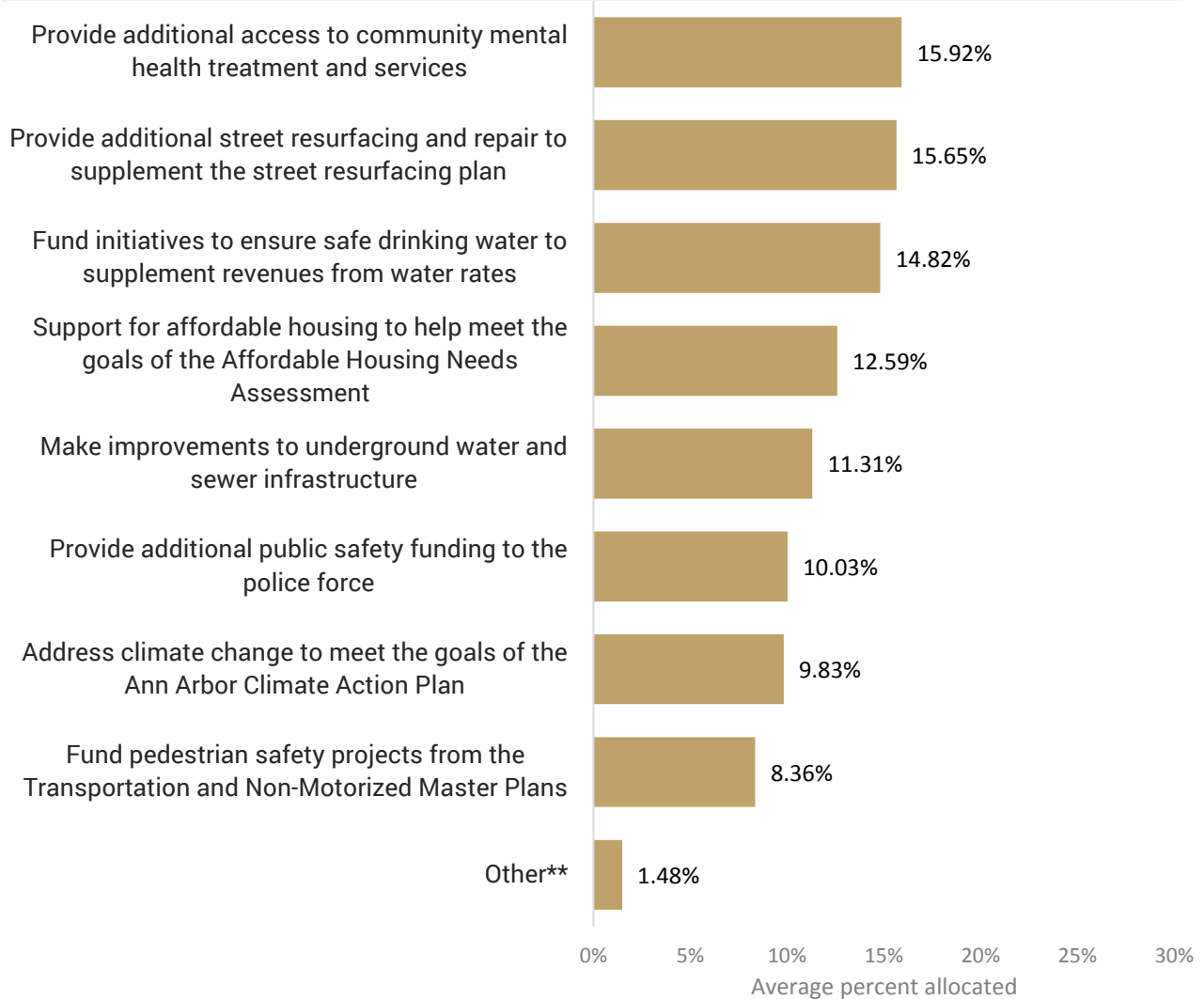
NRC has found that when respondents are asked to rate the importance of issues facing a community, safety will generally rise to the top, and in Michigan, safe drinking water is likely an even more salient issue. Respondents to the survey gave safe drinking water very high importance, but when allocating the millage revenues, did not allocate more to this category than the other top concerns, perhaps because they feel their water is fairly safe and even though important, allocated the new revenue more evenly among their top concerns. Likewise, public safety, specifically safety from crime, was considered the fourth most important item by respondents, but was one of the bottom three items to which the new revenue was allocated. Respondents may feel fairly safe from crime, and allocated less revenue to it than to other items.

However, two of the top three items in Figure 1 were safe drinking water and street conditions, and in Figure 2, two of the top three items given the highest average allocations were providing additional street surfacing/repair and ensuring safe drinking water.

Figure 4 on page 6 categorizes the amounts respondents dedicated to each item. As can be seen, rarely did survey participants allocate a proportion greater than 30% of the monies to any one specific item. Increasing mental health access and improving street conditions each had about 1 in 10 respondents allotting more than 30% to address that issue. Looking at the proportion who would allocate more than 20% to a category, the rank order of the shares assigned was similar to the rank order of the average amount allocated, with the mental health access, street conditions, drinking water quality and affordable housing being the four funding priorities given the highest shares.

**Figure 2: Average Allocation of Millage Monies**

**If it were up to you, how would you distribute the monies that the City of Ann Arbor will receive from the Washtenaw County Mental Health and Public Safety Millage? For each of the categories below, please indicate what percent (in whole numbers) you would give to each. Please make sure your percentages add to 100%. There is space for you to add your own category.\***

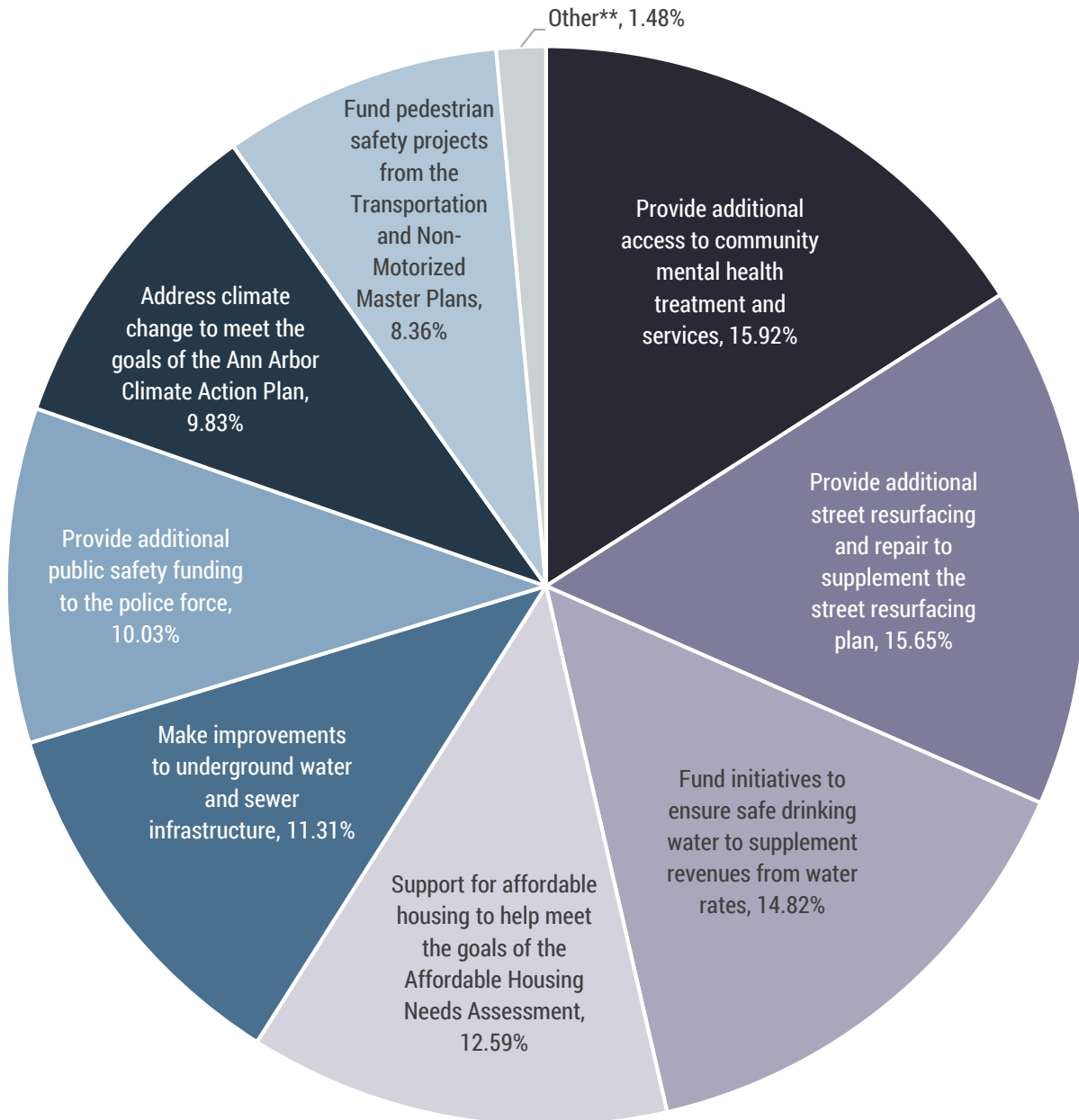


\* See Table 2 in Appendix A: Responses to Survey Questions for the complete wording for each item.

\*\* Respondents could write in their own category. These responses can be found in Appendix B: Verbatim Responses to Open-Ended Question.

**Figure 3: Average Allocation of Millage Monies**

**If it were up to you, how would you distribute the monies that the City of Ann Arbor will receive from the Washtenaw County Mental Health and Public Safety Millage? For each of the categories below, please indicate what percent (in whole numbers) you would give to each. Please make sure your percentages add to 100%. There is space for you to add your own category.\***



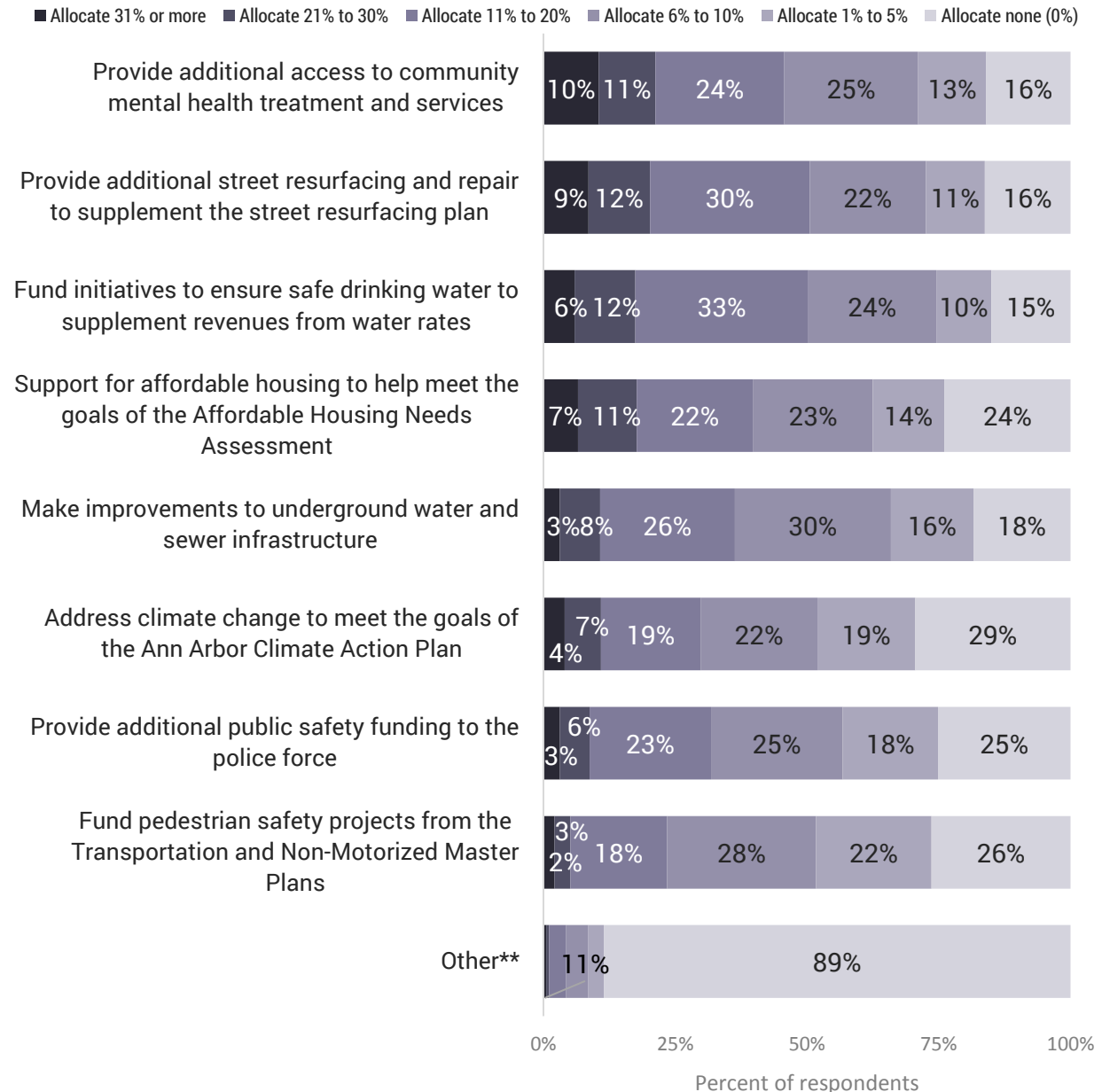
*Note: Percents in graph represent the **average amount allocated** by respondents, not the percent of respondents.*

*\* See Table 2 in Appendix A: Responses to Survey Questions for the complete wording for each item.*

*\*\* Respondents could write in their own category. These responses can be found in Appendix B: Verbatim Responses to Open-Ended Question.*

**Figure 4: Proportion Assigning Ranges of Allocations to Each Category**

**If it were up to you, how would you distribute the monies that the City of Ann Arbor will receive from the Washtenaw County Mental Health and Public Safety Millage? For each of the categories below, please indicate what percent (in whole numbers) you would give to each. Please make sure your percentages add to 100%. There is space for you to add your own category.\***



\* See Table 2 in Appendix A: Responses to Survey Questions for the complete wording for each item.

\*\* Respondents could write in their own category. These responses can be found in Appendix B: Verbatim Responses to Open-Ended Question.



## Differences by Resident Characteristics

*Appendix C: Survey Responses by Respondent Characteristics* contains tables providing comparisons of survey results by respondent characteristics. Some differences of note are highlighted here.

### Differences in importance ratings

- Females were much more likely to consider access to mental health services and treatment essential or very important for the City of Ann Arbor to address (81%) than were males (61%, see Table 13). Females were also more likely to feel that it was essential or very important for the City to address pedestrian safety, the availability of affordable housing and climate change than were males, while males placed somewhat greater importance on water and sewer infrastructure than did females.
- Older respondents placed greater importance on safe drinking water and public safety than did younger respondents, while younger respondents gave higher priority to affordable housing and climate change than older respondents (see Table 13).
- Those who were high school or college students were more likely to consider the availability of affordable housing an important issue than non-students, while non-students placed greater importance on street conditions and water & sewer infrastructure than did students (see Table 14).
- Renters deemed access to mental health services and treatment, availability of affordable housing and climate change of greater importance than did home owners (see Table 15), while homeowners placed greater importance on water and sewer infrastructure than did renters. Those living in multi-family housing gave higher priority to the availability of affordable housing than did those living in single family housing (see Table 15).
- Shorter length of residency in Ann Arbor was associated with greater emphasis on the availability of affordable housing and climate change (see Table 16), while longer tenures were correlated with greater emphasis on public safety, safe drinking water, street conditions and water & sewer infrastructure.
- Few differences were observed by Ward, except that affordable housing was seen as less important by those living in Ward 2 compared to those living in other Wards (particularly, Wards 4 and 5, see Table 17).

### Differences in allocations of millage monies

- Females assigned the largest proportion of monies to providing additional access to community mental health services, while males gave the largest proportion to improving street conditions (see Table 18).
- Respondents age 18 to 34 years old gave the largest allocation to affordable housing, while those who were 35 or older gave top allocations to access to mental health care, ensuring safe drinking water and street repair (see Table 18).

- Non-Hispanic Whites allocated the greatest proportion of monies, on average, to providing access to mental health services and ensuring safe drinking water, while those of other racial or ethnic backgrounds gave the greatest proportion of monies, on average, to improving street conditions (see Table 19).
- Students were more likely to assign the highest proportion of monies to supporting affordable housing, while non-students were more likely to assign the highest proportion of monies to mental health services and improving street conditions (see Table 19).
- Home owners and those living in single family homes allocated more monies to water and sewer infrastructure improvements compared to renters and multi-family housing dwellers, but renters and those living in multi-family housing allocated more to affordable housing support than did home owners and those living in single family homes (see Table 20).
- Respondents from Wards 1, and 3 gave their highest allocation to street repair, while in Ward 5 the highest allocation was to mental health services. In Ward 2, the street repair and mental health services were tied for the top allocations, and in Ward 4 the mental health services and ensuring safe drinking water were tied for the top allocations (see Table 22).

## Appendix A: Responses to Survey Questions

The following pages contain a complete set of responses to each question on the survey.

**Table 1: Question #1 Importance of Issues**

How important, if at all, do you believe it is to for the City of Ann Arbor to address each of the following issues:	Essential		Very important		Somewhat important		Not at all important		Total	
Access to mental health services and treatment	35%	N=356	36%	N=373	23%	N=241	6%	N=60	100%	N=1030
Availability of affordable housing	32%	N=332	30%	N=312	26%	N=265	11%	N=115	100%	N=1024
Climate change	32%	N=323	25%	N=250	27%	N=278	16%	N=163	100%	N=1014
Pedestrian safety	23%	N=238	38%	N=390	31%	N=314	8%	N=79	100%	N=1021
Public safety (safety from crime)	35%	N=360	37%	N=380	22%	N=221	6%	N=59	100%	N=1020
Safe drinking water	72%	N=740	19%	N=195	8%	N=80	1%	N=6	100%	N=1022
Street conditions	38%	N=389	43%	N=442	17%	N=176	2%	N=21	100%	N=1029
Water and sewer infrastructure	46%	N=471	35%	N=361	18%	N=187	1%	N=11	100%	N=1030

**Table 2: Question #3 How Distribute Millage Monies (Average)**

If it were up to you, how would you distribute the monies that the City of Ann Arbor will receive from the Washtenaw County Mental Health and Public Safety Millage? For each of the categories below, please indicate what percent (in whole numbers) you would give to each. Please make sure your percentages add to 100%. There is space for you to add your own category.	Average	Number
Provide additional access to <b>community mental health treatment and services</b> through County Mental Health, nonprofits and other organizations (the amount the City of Ann Arbor would give to County Mental Health would supplement the funds the Mental Health Department would already be receiving through the millage)	15.92%	N=987
Support for <b>affordable housing</b> to help meet the goals of the Affordable Housing Needs Assessment, including Broadway Apartments and Swift Housing Project, as well as creating a fund to provide for sustainable infrastructure for future projects.	12.59%	N=987
Address <b>climate change</b> to meet the goals of the Ann Arbor Climate Action Plan, including (but not limited to) funding <i>EnergySmart Ann Arbor</i> and <i>Charge Up Ann Arbor!</i> programs.	9.83%	N=987
Fund <b>pedestrian safety</b> projects from the Transportation and Non-Motorized Master Plans, such as filling sidewalk gaps, installing pedestrian-activated signals, constructing protected or buffered bicycle facilities.	8.36%	N=987
Provide additional <b>public safety</b> funding to the police force for operations, enforcement and community engagement.	10.03%	N=987
Fund initiatives to ensure <b>safe drinking water</b> to supplement revenues from water rates.	14.82%	N=987
Provide additional <b>street resurfacing and repair</b> to supplement the street resurfacing plan.	15.65%	N=987
Make improvements to underground <b>water and sewer infrastructure</b> .	11.31%	N=987
Other**	1.48%	N=987

\*\* Respondents could write in their own category. These responses can be found in Appendix B: Verbatim Responses to Open-Ended Question.

**Table 3: Question #3 How Distribute Millage Monies**

If it were up to you, how would you distribute the monies that the City of Ann Arbor will receive from the Washtenaw County Mental Health and Public Safety Millage? For each of the categories below, please indicate what percent (in whole numbers) you would give to each. Please make sure your percentages add to 100%. There is space for you to add your own category.	Allocate none (0%)		Allocate 1% to 5%		Allocate 6% to 10%		Allocate 11% to 20%		Allocate 21% to 30%		Allocate 31% to 40%		Allocate 41% to 50%		Allocate 51% or more		Total	
	Percent	N	Percent	N	Percent	N	Percent	N	Percent	N	Percent	N	Percent	N	Percent	N	Percent	N
Provide additional access to community mental health treatment and services	16%	N=158	13%	N=128	25%	N=250	24%	N=241	11%	N=106	3%	N=32	4%	N=39	3%	N=33	100%	N=987
Support for affordable housing to help meet the goals of the Affordable Housing Needs Assessment	24%	N=236	14%	N=134	23%	N=224	22%	N=218	11%	N=110	3%	N=31	2%	N=22	1%	N=13	100%	N=987
Address climate change to meet the goals of the Ann Arbor Climate Action Plan	29%	N=290	19%	N=183	22%	N=219	19%	N=186	7%	N=68	2%	N=19	2%	N=15	1%	N=5	100%	N=987
Fund pedestrian safety projects from the Transportation and Non-Motorized Master Plans	26%	N=260	22%	N=216	28%	N=279	18%	N=181	3%	N=30	1%	N=13	1%	N=6	0%	N=1	100%	N=987
Provide additional public safety funding to the police force	25%	N=248	18%	N=179	25%	N=246	23%	N=227	6%	N=56	2%	N=17	1%	N=6	1%	N=7	100%	N=987
Fund initiatives to ensure safe drinking water to supplement revenues from water rates	15%	N=148	10%	N=103	24%	N=240	33%	N=324	12%	N=114	3%	N=31	1%	N=13	1%	N=14	100%	N=987
Provide additional street resurfacing and repair to supplement the street resurfacing plan	16%	N=160	11%	N=110	22%	N=217	30%	N=299	12%	N=115	3%	N=33	3%	N=31	2%	N=21	100%	N=987
Make improvements to underground water and sewer infrastructure	18%	N=182	16%	N=155	30%	N=292	26%	N=252	8%	N=76	2%	N=16	1%	N=11	0%	N=3	100%	N=987
Other	89%	N=874	3%	N=30	4%	N=41	3%	N=31	1%	N=5	0%	N=3	0%	N=1	0%	N=1	100%	N=987

**Table 4: Question #4 Length of Residency**

<b>How many years have you lived in Ann Arbor?</b>	<b>Percent</b>	<b>Number</b>
Less than 2 years	13%	N=130
2-5 years	19%	N=193
6-10 years	14%	N=140
11-20 years	14%	N=140
More than 20 years	41%	N=418
Total	100%	N=1021

**Table 5: Question #5 Type of Housing Unit**

<b>Which best describes the building you live in?</b>	<b>Percent</b>	<b>Number</b>
One family house detached from any other houses	55%	N=563
Building with two or more homes (duplex, townhome, apartment or condominium)	44%	N=444
Mobile home	0%	N=0
Other	1%	N=12
Total	100%	N=1019

**Table 6: Question #6 Housing Tenure**

<b>Is this house, apartment or mobile home...</b>	<b>Percent</b>	<b>Number</b>
Rented	51%	N=519
Owned	49%	N=502
Total	100%	N=1021

**Table 7: Question #7 Student Status**

<b>Are you a student (college, university or high school)?</b>	<b>Percent</b>	<b>Number</b>
Yes	15%	N=151
No	85%	N=868
Total	100%	N=1019

**Table 8: Question #8 Age**

Which of the following describes your age?	Percent	Number
18 - 24	9%	N=94
25 - 34	20%	N=204
35 - 44	17%	N=170
45 - 54	13%	N=131
55 - 64	15%	N=151
65 - 74	16%	N=158
75 - 84	8%	N=78
age 85 or over	2%	N=24
Total	100%	N=1011

**Table 9: Question #9 Gender**

What is your gender?	Percent	Number
Female	51%	N=505
Male	48%	N=476
Identify another way	1%	N=6
Total	100%	N=987

**Table 10: Question #10 Race/Ethnicity**

What is your race/ethnicity? (Please check all that apply.)*	Percent*	Number
American Indian or Alaskan native	2%	N=18
Asian or Pacific Islander	12%	N=114
Black or African American	6%	N=55
Hispanic/Latino/Spanish	6%	N=56
White/Caucasian	77%	N=759
Other	5%	N=52

\*Total may exceed 100% as respondents could select more than one option.

**Table 11: Question #10 Race/Ethnicity**

What is your race/ethnicity?	Percent	Number
Non-Hispanic White	72%	N=708
Other	28%	N=279
Total	100%	N=987

**Table 12: Ward of Residence**

<b>Ward of Residence</b>	<b>Percent</b>	<b>Number</b>
Ward 1	18%	N=193
Ward 2	19%	N=195
Ward 3	20%	N=205
Ward 4	21%	N=218
Ward 5	23%	N=238
Total	100%	N=1048



## Appendix B: Verbatim Responses to Open-Ended Questions

All write-in responses are presented below verbatim (without corrections to respondents' spelling, grammar or punctuation). The responses are shown in alphabetical order.

### Q2. Are there any other issues you think are essential or very important for the City of Ann Arbor to address?

- 2 MILLION IS NOT ENOUGH TO ADDRESS THE STREETS OR WATER INFRASTRUCTURE
- ABSTINENCE EDUCATION
- ACCESS TO GENERAL HEALTH CARE
- ACCESS TO HEALTH AND MENTAL HEALTH SERVICES AND PUBLIC HOUSING FOR IMMIGRANT COMMUNITY MEMBERS, REGARDLESS OF IMMIGRATION STATUS
- ACCESS TO HEALTH-PROMOTING ENTITIES(CLINICS/HOSPITALS, HEALTHY FOODS, GREEN SPACE) ACCESS TO EFFICTIVE TRANSPORTATION
- ADD POLICE PATROLS DOWNTOWN TO ELIMINATE AGGRESSIVE PANHANDLING
- ADDITIONAL FIRE FIGHTERS AND EQUIPMENT AND UPDATED VEHICLES
- ADDITIONAL FUNDING FOR A2 PUBLIC SCHOOLS! SMALLER CLASS SIZES, PAY TEACHERS MORE\$!
- ADEQUATE PERSONNEL ON PARKS TO ENCOURAGE CITIZENS TO ENJOY THE AVAILABLE PARKS
- AFFORDABLE BUSINESS ZONES DOWNTOWN, THE DOWNTOWN AREA IS TOO EXPENSIVE FOR LOW PROFIT MARGIN BUSINESSES AND RESIDENTS WITH MODEST INCOMES
- AFFORDABLE CHILD CARE OPTIONS, RECREATION CENTERS WITH CHILDCARE SERVICES
- AFFORDABLE CHILD CARE, SNOW DAY REFUNDS FOR AM/PM SCHOOL CARE. SCHALLOR SHIPS/GRANTS FOR THOSE THAT ARE FORCED TO STAY HOME BECAUSE CHILD CARE IS TOO EXPENSIVE!!
- AFFORDABLE CHILDCARE. MAYBE SUPPORT SCHOLARSHIPS WITH WIDER RANGE
- AFFORDABLE HOUSING
- AFFORDABLE HOUSING AND ESPECIALLY ACCESS TO HOUSING AND MENTAL HEALTH SERVICES FOR THE HOMELESS
- AFFORDABLE HOUSING IS NICE BUT I FEAR THAT THE MIDDLE INCOME PEOPLE ARE ALSO PRICED OUT OF THE CITY. BRING MORE HOUSING UNITS AFFORDABLE TO MORE THAN JUST LOW AND HIGH C.

- AFFORDABLE HOUSING SHOULD BE OF UTMOST IMPORTANCE. AT PRESENT IT UNIMAGINABLE FOR MANY TO LIVE WITHIN CITY/SCHOOL LIMITS. TO ADDRESS THE QUESTION, THE OTHER ISSUES TOO BE CONSIDERED ARE AFFORDABLE CHILD CARE OPTIONS FOR PRE-K, IMPROVED ALTERNATIVE TRANSPORTATION. INFRASTRUCTURE FAIR HOUSING, INCREASED INCENTIVES FOR VENDOR PARTICIPATION IN WIC PROJECT FRESH
- AIR QUALITY
- ALCOHOL SAFETY AND ENFORCEMENT (ESP. FOR STUDENTS IN NEIGHBORHOODS)
- ALL LISTED ARE IMPORTANT, HOWEVER MOST ARE ALREADY ADDRESSED TO THE EXTENT NECESSARY
- ALLOCATING THE ANNUAL DEER CALL BUDGET TO AFFORDABLE HOUSING. USE BEST MATERIALS, MODERN TECHNIQUES AND COMPETENT CONTRACTORS TO PAVE/REPAIR/RESURFACE STREETS OF ANN ARBOR, SO THAT THEY DO NOT FALL APART WITHIN 2 YEARS
- ALLOWING SO MANY HIGH RISE BUILDINGS IS CHANGING THE CHARACTER OF THE CITY AND NOT FOR THE BETTER
- ALONG WITH PEDESTRIAN SAFETY, I THINK BIKES LANES AND GREEN PATHS ARE IMPORTANT. PARKS TOO!
- AMBULANCE SERVICE
- AMTREK TO AIRPORT
- ANN ARBOR NEEDS TO TRANSITION TO 100% RENEWABLE ENERGY, AS WAS DONE BY MAYOR DALE ROSS IN GEORGETOWN, TX.
- ANN ARBOR SILENT CITY. TRAIN NOISE REDUCTION
- AS FOR AS THIS MILLAGE IS CONCERNED. YOU'VE NAILED MANY IMPORTANT ISSUES. OBVIOUSLY THERE ARE MANY OTHER IMPORTANT ISSUES THAT ARE ALREADY BEING ADDRESSED WITH OTHER P.
- ASSUME THAT ALL RENTAL HOUSING IS LIVABLE
- AVAILABILITY OF AFFORDABLE HOUSING
- AVAILABILITY OF DOWNTOWN PARKING AND STREET CONDITIONS CITYWIDE
- BASIC CITY SERVICES, PUBLIC SAFETY, CLEAN WATER, SOLID WASE, RECYCLING
- BEING BETTER PREPARED FOR BAD WEATHER, BETTER PLOWING AND SANDING
- BETTER ACCESS TO VOTING
- BETTER JOINT PROJECT PLANNING, STREETS ARE REPAVED, THEN WITHIN A YEAR THEY ARE DUG UP AND PATCHED, OFTEN WITH A POOR , BUMPY PATCH
- BETTER LIGHT RAIL CONNECTIONS WITH MI, BETTER AMTRAK SERVICE-TIMES AND TIMELINESS, BETTER PUBLIC TRANSPORTATION TO AIRPORT
- BETTER STREET LIGHTING, ENFORCE TRAFFIC LAWS. LEASH LAWS. STOP ALL THE BS POLITICKING ON CITY COUNSEL

- BETTER SURVEY SERVICES! THIS IS A IRRESPONSIBLE ATTEMPT TO MISLEAD AA RESIDENTS!!
- BICYCLE SAFETY IS VERY IMPORTANT
- BIKE LANES, BIKE TRAILS, BIKE SAFETY
- BIKE LANES!
- BIKE LANES!!!
- BIKE PARKING, BIKE INFRASTRUCTURE, GENERAL BIKE SAFETY (BICYCLE)
- BIKE PATHS AND SAFETY
- BIKE! PATHS! DEDICATED!
- BINGE DRINKING BY CITY RESIDENTS IS A SERIOUR MENTAL HEALTH ISSUE. THAT IS IGNORED
- BIRD SCOOTERS, STREET LIGHTS
- BLACK LIVES MATTER. POLICE OVERSIGHT
- BLOCKING STREET FOR PRIVATE DEVELOPMENT THERE SHOULD BE DEVELOPMENT SITES SPACE FOR STORING CONSTRUCTION SUPPLIES
- BOOMER NIMBYS THAT MAKE IT NEXT TO IMPOSIBLE TO ACTUALLY BUILD MEANINGFUL AFFORDABLE HOUSING IN THIS CITY. I KNOW THAT REALLY NOT THE CITY'S RESPONSIBILITY AND "THE CITY" IN. SOM OF THEM. BUT I HAD TO MENTION IT
- BRING BACK MORE STAFF THAT INTERACT ON SERVES WITH US! AFFORDABLE CONSISTENT MAINTAINING OF NEIGHBORHOOD STREETS, SEWER BASINS, GARBAGE PICKUP AND REAL COMMUNICATION OF STREET SNOW SERVICES
- CAREFUL DEVELOPMENT OF HIGHRISE HOUSING. (DON'T BLOCK EXISTING STREETS) DURING CONSTRUCTION OR AFTER
- CHANGE BACK PAYMENT STRUCTURE FOR WATER UTILITIES TO CHARGE FOR FAIR AMOUNT TO HOME OWNERS, INSTEAD OF GIVING A LOWER RATE FOR BIG CORP. APARTMENTS!
- CHECKOUT PROPERTIES OWN BY THE ANN ARBOR HOUSING COMMISSIONS AND GET TENANTS MORE HIGHTS AGAINST THEIR A.
- CHILDRENS EDUCATION AND PUBLIC LIBRARY
- CITY GOV. NEEDS TO IMPROVE INTERACTION WITH CITIZENS, ESPECIALLY BUILDING PERMITS AND PUBLIC WORKS
- CITY INCOME TAX FOR NON RESIDENTS, BROADENING TAX BASE
- CITY NEEDS TO MAINTAIN STREETS IN BETTER CONDITION. PEDESTRIAN ISSUES HERE CREATE A DANGEROUS PRECEDENT WHERE PEOPLE WALK RUN INTO THE STREET WITHOUT EVEN LOOKING
- CITYWIDE WIFI TO CLOSE TO DIGITAL DIVIDE INNOVATIVE PUBLIC TRANSPORTATION SOLUTIONS TO DECREASE SINGLE CAR USE. INCLUDING COMMUTER RAIL TO DETROIT
- CLEAN UP FORESTED AREAS, THAT ARE FULL OF DEAD TREES. ALSO CAN CITY REQUIRE RESIDENTS TO CLEAN SUCH DEBRIS???

- CLEAN UP WATER
- CLIMATE CHANGE
- CONDITION OF PUBLIC SCHOOLS, BUILDINGS, WATER, RESOURCES
- CONTAMINATION IN DRINKING WATER, SNOW REMOVAL, GELMAN SPILL, PARKS, WATER RATES
- CONTINUOUS TESTING OF AREAS GROUNDWATER FOR DIOXANE, PFAS, ETC. AND ACTION AGAINST PARTIES WHO CONTAMINATE WATER SUPPLY, PRESENT AND PAST.
- CONTINUE ON AND UPGRADE SENIOR SERVICES. IE. HEALTH, EMERGENCIES. RE THINK-TRAFFIC PATTERNS AND MAJOR INTERSECTIONS CONGESTION
- CONTINUE WITH CROSSWALK SAFETY, AND SPEED CONTROL.
- CONTINUED EFFORTS TO IMPROVE SOCIAL JUSTICE IN THE COMMUNITY
- CONTIUED SUPPORT OF WHAT MAKES ANN ARBOR SPECIAL-EG. THE ARTS, SPECIFICALLY THE ANN ARBOR SUMMER FESTIVAL
- CONTROL EXPENSES, COST OF POLICING, NEED FEWER POLICE
- CRIME
- DE-ICING ROADS DURING WINTER, MORE NEIGHBORHOOD EVENTS.
- DECREASING TAXES!
- DEER POPULATION NEEDS TO BE ADDRESSED
- DEERCULL. IF IT IS NOT CONTINUED THE POPULATION WILL EXPLODE AGAIN. RECYCLING YEAR ROUND COMPOSTABLES COLLECTION
- DENSITY AND SUPPLY OF MIDDLE CLASS HOUSING (NOT DESIGNATED "AFFORDABLE HOUSING" BUT ENOUGH SUPPLY TO LOWER PRICES FOR MIDDLE CLASS)
- DEPT. OF HOUSING SENIOR SAFETY IN APTS. ASBESTOS, LEAD, MOLD, MILDEW WHAT ARE COMPANIES LIKE MCKINLEY ALLOWED TO FAIL TO PROTECT TENENTS?
- DESIGNATE AND PRESERVE HISTORIC NEIGHBORHOODS, GREEN BELT, PROJECTS SUCH AS THE TREELINE
- DEVELOP THE LIBRARY LOT PARK
- DIOXANE PLUME
- DIOXANE PLUME IS PART OF MY ESSENTIAL LIST/RESPONSIBLE BUILDING IN THE FUTURE. SO WE DON'T REGRET TODAYS OVER BUILDING AND HIGH RISES. THE CROSSWALK AT HURON AND CHAPIN HAS A BIG PROBLEM:"WALK" REMAINS LIT AFTER CARSTOP-LIGHT ENDS SO CARS DRIVE WHILE WALKERS MAY STILL BE WALKING AND CARS CROSSING HURON CANT SEE THAT LIGHT.
- DISCONTINUE THE UGLY ARTIFICIAL, ORANGE COLORED STREET LIGHTS, TRUE LIGHT POLLUTION
- DISCUSSION SHOULD SHIFT FROM DRIVER AWARENESS TO PEDESTRIAN AWARENESS. FACE DOWN ON CELL PHONE SHOULD NOT BE ACCEPTABLE.

**BUSING IN NEIGHBORING CITIES HOMELESS FOR AZ TAX PAYERS TO PAY FOR NEEDS TO STOP**

- DIVERSITY TRAINING FOR POLICE OFFICERS AND PUBLIC SERVANTS AND COMMUNITY ENGAGEMENT
- DO NOT BLOCK THE ENTERANCE OF THE DRIVE WAY WHEN SNOW REMOVAL IN THE WINTER!!!
- DON'T ASK QUESTIONS ABOUT THE SPENDING THAN WHAT MILLAGE WAS ABOUT, MENTAL HEALTH AND PUBLIC SAFETY
- DON'T SPEND MONEY ON QUIET ZONES AT THE RAIL ROAD CROSSING
- DRINKING WATER SAFE AND STREET CONDITIONS
- DRINKING WATER, PUBLIC SAFETY, WATER AND SEWER
- DRIVING ENFORCEMENT, MANY SPEEDERS. INCREASE IN USE OF PUBLIC TRANSPORTATION
- DRIVING ENFOREMENT TO SLOW MANY SPEEDERS INCREASE IS USE OF PUBLIC TRANSPORTATION
- DRUG HOUSES HEROIN USERS, LAW ENFORCEMENT TO PROTECT CITIZENS- NOT THE DRUG USERS
- EARLY CHILDHOOD EDUCATION, SUPPORT FOR WORKING PARENTS THROUGH CHILDCARE ETC.
- ECONOMIC INEQUALITY
- EDUC. PUBLIC (INSIDE/OUTSIDE A2) RE PEDESTRIAN X WALK USE FIRE SAFETY (AS CITY AND CONGESTED, ACCESS/EDUCATION)
- EDUCATIONAL NEEDS AS DEFINED BY TEACHERS
- ELECTED REPRESENTATIVE SHOULD USE THEIR TIME AND RESOURCES TO LEARN ABOUT THE ISSUES AND MAKE EDUCATED DECISIONS REGARDING ALLOCATION OF FUNDS. THIS IS EXACTLY WHAT WE ELECTED THEM TO DO. AS A VOTER, I HAVE NO IDEA WHERE FUNDS ARE LACKING OR BEST BE SPENT
- ELECTRICITY INFRUSTRUCTURE ESPECIALLY DURING SEVERE WEATHER
- ELEMINATION OF PUBLIC ART PROJECTS
- ELIMINATE HEROIN, ENFORCE RESIDENTIAL STOP SIGNS
- EMERGENCY CITY WIDE PLANS: DISASTER PREPAREDNESS, CONSERVE OPEN SPACE, ESP. GEDDES
- ENFORCING SUSTAINABLE WASTE MANAGEMENT, RECYCLING AND COMPOSTING IN LOCAL RESTAURANTS, EATERIES, BARS AND SHOPS!
- ENSURING THE HOMELESS POPULATION HAS A PLACE TO STAY WHILE WAITING FOR HOUSING
- ESTABLISHING/MAINTAINING PUBLIC PARKS, ETC.
- EVERY CROSSWALK NEEDS A PUSH OPERATED FLASHING LIGHT
- EXCESSIVE NEW HIGH DENSITY HOUSING, PARKLAND CONSERVATION AND EXPANSION

- FILLING POTHoles AND RESURFACING STREETS, REPLACING BURNT OUT STREET LIGHTS!
- FINANCIAL STABILITY
- FIX THE EXISTING BIKE LANES BEFORE BUILDING ANY MORE. MILLER ROAD IS CURRENTLY NOT SAFE FOR CYCLISTS
- FIX THE ROADS, EXTEND LEAF COLLECTION PROGRAM , RE INTRODUCE STREET SWEEPERS FOR COLLECTING LEAVES
- FIX THE ROADS!
- FIX THE ROADS! ROAD DIETS AND BIKE LANES ON EVERY ROAD ARE MAKING TRAFFIC FAR WORSE NEAR SCHOOLS AND THESE THINGS ARE NOT REDUCING CARS, PEOPLE STILL DRIVE/LIKE/NEED CARS. SIDEWALK GAPS PARKS ARE PRIORITY
- FOOD AVAILABILITY THROUGH FARMERS MARKETS
- FOOD DESERT/FOOD INSECURITY FOR COLLEGE STUDENTS
- FREE WIFI FOR RESIDENTS
- FUND INCUBATION BUSINESS OPPORTUNITIES NON TECH ORIENTED, PROVIDE SPACE FOR THIS OF FAN. WITH OR ON BOTTOM FLOOR OF PARKING STRUCTURES
- GENERAL STREET MAINTENANCE, INCLUDING WINTER SNOW AND ICE
- GENTRIFICATION, NIMBYS, RIGHTS FOR RENTERS, LANDLORDS HERE FAR TOO MUCH CONTROL OVER TENANTS AND ARE BORDERLINE PREDATORY AND VINDICTIVE
- GET BICYCLE RIDERS OFF SIDEWALKS OF WASHT. AVENUE. THEY ARE A HAZZARD TO PEDESTRIANS. CONTROL SPEEDING IN WASHT. AVENUE
- GET RID OF THE 3 LANE ROADS IE. JACKSON RD. STADIUM BETWEEN PAULSEN AND S.7TH THEY CAUSE HUGE TRAFFIC BACKUPS!
- GET RID OF THE SUSTAINABILITY AND INNOVATIONS OFFICE. IT IS NOT NEEDED. DO NOT SPEND EVEN ON DOLLAR ON CLIMATE ACTION. CREATING A RESILIENCE HUB IS GARBAGE AND A WASTE OF CITY EFFORT/RESOURCES!
- GILMAN GROUND WATER PLUME
- GOOD SALTING AND CLEARING OF STREETS
- GOOD SCHOOLS (VERY GOOD)
- HANGAR SPACE AT THE ANN ARBOR AIRPORT, WE NEED MORE
- HAVE U OF M START PAYING FOR STREET REPAIRS AND TAXES
- HEALTH, JUST AND SUSTAINABLE FOOD SYSTEM
- HELP OUT TO END HOMELESS, WITH MORE HOUSING WITH MORE MENTAL HEALTH COVERGE, A LOT OF HOMELESS BIPOLAR AND OTHER
- HIGH PROPERTY TAXES
- HIGH PROPERTY TAXES DUE TO SPENDING ON POORLY MANAGED REAL ESTATE DEVELOPMENT, BAD PUBLIC ART, LAWSUITS

- HISTORIC PRESERVATION, PFAS IN DRINKING WATER, GELMAN PLUME DIOXANE, SHIFTING OF WATER RATES FROM LANDLORDS/BUSINESS TO FAMILIES
- HOMELESS PEOPLE AND DRUG DEALERS IN PARKS
- HOMELESSNESS AND TRAINING POLICE TO WORK WITH MINORITIES SAFELY
- HOMELESSNESS-HOMELESS PREVENTION AND AFFORDABLE HOUSING PROGRAMS
- HOMELESSNESS, ESPECIALLY INCREASING SPACE AT THE ORLONIS CENTER
- HOMELESSNESS, MAYBE PUT UP MORE SHELTERS
- HONESTLY EVALUATING ZONING REGULATIONS AND FOLLOWING THE MAJORITY DECISIONS. NOT DONE CURRENTLY
- HOUSING FOR HOMELESSNESS, INSPECTING/TRANSPARENT INSPECTIONS OF RENTAL PROPERTIES, AFFORDABLE HOUSING, SIDEWALK SALTING
- HOUSING IS THE MAJOR ONE HERE-EMPLOYERS DON'T PAY A GOOD ENOUGH WAGE TO ACTUALLY LIVE IN ANN ARBOR!
- HOUSING!
- HOW CAN ANN ARBOR FULLY ADDRESS CLIMATE CHANGE, WHEN THE HISTORICAL SOCIETY MAKES IT DIFFICULT, COST PROHIBITIVE AND IN SOME CASES IMPOSSIBLE TO REPLACE OLD INEFFICIENT WINDOWS WITH NEW ENERGY EFFICIENT ONES
- HOW THE POLICE AND CITY INTERACT WITH RESIDENCE
- HOW TRUCKS, AUTOS, PEDESTRIANS, JOGGERS, BIKERS, MOTORCYCLES POWER SCOOTERS CO-EXIST
- HURON RIVER-CLEAN UP PFAS
- I AM CONCERNED ABOUT THE RISING COST OF LIVING IN ANN ARBOR FOR THOSE OF US WHO ARE MIDDLE INCOME AND THOSE LIVING ON SOCIAL SECURITY
- I FIND IT OFFENSIVE THAT MY TAX DOLLARS ARE PAYING FOR WAYNE LANTY ILLS
- I REALLY FEEL THEY SHOULD USE THIS MONEY AS THE VOTERS VOTED FOR IT. MENTAL HEALTH AND PUBLIC SAFETY
- I REALLY THINK WE NEED MORE THAN MENTAL HEALTH TREATMENT. SUPPORTED CARE AND HOUSING FOR THE MENTALLY ILL, WHO CANNOT MANAGE BY THEMSELVES
- I THINK AZ SHOULD HAVE A SENIOR CENTER, BURNS PARK IS NOT A PLEASANT PLACE FOR ACTIVITIES, HAS POOR PARKING, MANY SENIOR COMMUNITIES PROVIDE MUCH BETTER F.
- I THINK IT IS IMPORTANT TO USE TAX FUNDS FOR THE PURPOSE THE CITIZENS APPROVED. THEY ARE NOT A WINDFALL
- I THINK ITS IMPORTANT TO MAKE ENVIRONMENTALLY RESPONSIBLE DECISIONS WHEN ADDRESSING THE ITEMS I SELECTED AND THAT IS HOW

- CLIMATE CHANGE SHOULD BE ADDRESSED. I ALSO SUPPORT THE GREENBELT. BORDER TO BORDER TRAIL, ARGO CASCADES AND SOME PUBLIC ART AND OFTEN THINGS THAT MAKE ANN ARBOR A POPULAR DESTINATION
- I THINK THE CLIMATE CHANGE AND WATER/SEWER INFRASTRUCTURE CATEGORIES ARE KIND OF SYNONYMOUS!
  - I THINK THE PARK SYSTEM WE HAVE SETS US APART. IMPORTANT TO KEEP GREEN SPACES SAFE FROM DEVELOPMENT
  - I THINK THERE HAVE BEEN VERY POOR CHOICES FOR THE PUBLIC ART ON STADIUM ACROSS FROM STADIUM AND AT EACH END OF THE BRIDGE. GET MORE INPUT FROM COMMUNITY
  - I THINK THERE IS TOO MUCH REALESTATE DEVELOPMENT IN ANN ARBOR. DOWNTOWN ANN ARBOR ALSO HAS LOST ITS CHARM
  - I THINK WHEN A MILLAGE IS NOTED IN-THAT MONEY SHOULD GET USED FOR THAT PURPOSE AS PEOPLE W. NOT INTO THOSE CATAGORIES BELOW!
  - I VIEW THIS MILEAGE AS ONE ABOUT MENTAL HEALTH AND PUBLIC SAFETY IN RELATION TO MENTAL HEALTH. OTHER ISSUES IMPORTANT BUT SHOULDN'T BE FUNDED THIS WAY
  - I WANT TO TAKE THE CHANCE TO REITERATE THE IMPORTANCE OF STICKING TO THE PREVIOUS PROMISE OF THE CITY TO T. THESE FUNDS ON AFFORDABLE HOUSING. CLIMATE CHANGE AND PEDESTRIAN SAFETY
  - I WAS AGAINST THAT MILLAGE. IT IS MY BELIEF THAT ANN ARBOR IS TAXING THEIR RESIDENTS OUT OF THEIR HOMES
  - I WOULD LIKE THE CROSSWALK ON LIBERTY IN FRONT OF MANCHESTER WEST APARTMENTS PAINTED WITH WHITE REFLECTIVE STRIPES. PEOPLE IN CROSSWALK ARE INVISIBLE AT NIGHT
  - I'M VERY CONCERNED ABOUT CLEAN WATER SUPPLY, I THINK WE SHOULD PRIORITIZE THIS. CMH AND PUBLIC SAFETY ARE ALREADY RECEIVING FUNDING, BUT THIS IS NOT
  - IF WE DON'T HAVE CLEAN WATER IT WILL EFFECT MENTAL HEALTH, PHYSICAL HEALTH, HOME VALUES, EVENTUALLY LEAD TO CRIME AS AFFLUENT FAMILIES LEAVE ANN ARBOR
  - IF YOU DON'T HAVE SAFE WATER YOU HAVE OTHER HEALTH AND MENTAL HEALTH ISSUES. HIGH CRIME. NO NEED TO WORRY ABOUT AFFORDABLE HOUSING-VALUES WILL DROP AND YOU WILL LOOK LIKE FLINT!
  - IMPACT OF MARIJUANA DISPENARIES, SERVICES TO CURB HOMELESS
  - IMPROVE K-12 SCHOOLS, EXPAND PRESCHOOL AND Y5'S
  - IMPROVE PARKS PLANT MORE TREES, YOU CAN ALWAYS LOWER THE TAX IF YOU CANNOT SPEND THE MONEY
  - IMPROVE SNOW REMOVAL, LESS PUBLIC ART, INCREASE PUBLIC SERVICES
  - INCREAS ACCESS TO PUBLIC TRANSPORTATION ON WEEKEND, HAVE MORE ROUTES, PICKUP TIMES, EVERY HOUR IS NOT ENOUGH
  - INCREASE (?#) DRIVERS FOR THE RIDE



- INCREASE DENSITY OF HOUSING DOWNTOWN
- INCREASE NUMBER OF BIKE LANES OUTSIDE OF THE DOWNTOWN-E.G. NEAR THE HOSPITAL AND THE ARB
- INCREASE PUBLIC SCHOOL FUNDING
- INCREASING THE OPERATING BUDGET FOR PUBLIC SCHOOLS
- INFRASTRUCTURE NEEDS TO BE ADDRESSED OTHERWISE WILL LEAD TO CATASTROPHIC FAILURE -SEWER, WATER, ROADS.
- INFRASTRUCTURE, MY NEIGHBORHOOD HAS ONLY INTERMITTENT SIDEWALKS AND THE ROADS ARE POTHOLED-NOT PEDESTRIAN FRIENDLY
- ISSUES OF SHARING SIDEWALKS AND BIKES. RENAME, SIDEWALK A BIT OUT DATED
- ISSUES WITH CHEMICALS IN THE WATER SUPPLY FOR DRINKING
- IT IS IMPORTANT TO MAINTAIN A LOCAL FOCUS AND NOT GET BOGGED DOWN IN GLOBAL ISSUES.
- IT WOULD BE GREAT IF CLIMATE CHANGE COULD BE ADDRESSED AS PART OF OTHER INITIATIVES, SUCH AS AFFORDABLE, ENERGY EFFICIENT HOUSING ETC.
- ITS TIME FOR THE CITY TO TAKE RESPONSIBILITY FOR KEEPING SIDEWALKS CLEAR IN WINTER. FINES NOT WORKING!
- JAIL DIVERSION PROGRAMS, CRIMINAL SYSTEM
- JAIL DIVERSION, INCARCENATION, PRISON SYSTEM, HEALTH EQUITY. SOCIAL DET. OF HEALTH
- KEEP BRINGING IN TECH COMPANIES!
- KEEP CITIZEN INVOLVEMENT MEANINGFUL, PARTICIPATORY, IF POSSIBLE E.G. PLANTERS ALONG MAIN ST. HELP WITH PARKS, TRAILS, FOURTH OF JULY CELEBRATION, CITY IMPROVEMENT, PUBLIC PARTICIPATION DAY INC. FAMILIES WITH KIDS
- KEEP MORE GREEN SPACE, (OVERDEVELOPED)
- KEEP UP WITH KILLING THE URBAN DEER POPULATION. DO NOT STOP THE HUNT.
- KEEPING PARKS MAINTAINED AND SAFE, PROBABLY HAS ITS OWN FUNDING
- KEEPING PROPERTY TAX AFFORDABLE FOR SENIORS. MAKE USE OF M PAY TAX ON FEES WHEN THEY PURCHASE T.
- KEEPING THE ROADS UP TO PAR. POTHOLES AND SUCH AS WELL AS SANDING AND PLOWING IN WINTER CONDITIONS
- LACK OF STREET LIGHTS IN AREAS ADJACENT TO U OF M
- LANDLORDS TAKING ADVANTAGE OF RENTERS/NOT UPKEEPING PROPERTY APPROPRIATELY
- LEAF PICK UP, MY NEIGHBORS NO LONGER BAG LEAVES SINCE THE CITY DOES NOT DO STREET PICK UP, AS CITIZENS OF ANN ARBOR, WE USED TO BE ABLE TO RAKE THEM INTO THE STREET AND THE CITY OF ANN ARBOR WOULD PICK THEM UP ABOUT 3 TIMES A FALL SEASON. SINCE THIS IS NO LONGER DONE, I

FIND MY NEIGHBORS ON THE STREET CHOOSE NOT TO RAKE. THE LEAVES BLOW AND THEY ARE A MESS WHEN THE SNOW PLOW PLOWS THE STREET. IN ADDITION, SOMETIMES PEOPLE BLOW THEIR LEAVES INTO THE STREET AND THEY MULCH DOWN BY PEOPLE DRIVING OVER THE LEAVES. THIS IS A TRUE MESS. JUST RECENTLY DURING AN ICE STORM THE CITY SNOW PLOW SCRAPED THE STREET TO ELIMINATE THE ICE. ALL THE LEAVES FROM THE BLOCK BEFORE ME WERE DROPPED IN FRONT OF MY HOUSE. I AM THE ONLY PERSON ON THE STREET THAT RAKES LEAVES! I NEED TO PICK UP 9 PLASTIC BAGS OF WET LEAVES AND ICE CLUMPS BEFORE THE NEXT SNOW FALL. SINCE PEOPLE DO NOT PICK UP LEAVES I KNOW IT AFFECTS THE DRAINAGE INTO THE SEWERS. OFTEN TIMES THE GRATES ARE CLOGGED AND UNABLE TO DRAIN BECAUSE PEOPLE DO NOT CARE FOR THE AREAS NEAR THEIR HOMES. I THINK A FINE SHOULD BE GIVEN FOR PEOPLE WHO DO NOT RAKE AND WHO DO NOT CLEAN OUT THE GRATES NEAR THEIR HOMES. SO I STRONGLY FEEL THE MONEY NEEDS TO BE PUT INTO THE CITY OF ANN ARBOR PICK UP LEAVES AT LEAST TWO TIMES A SEASON! ON A DIFFERENT NOTE I FEEL OUR PARKS ARE A DISGRACE! THEY ARE BEAUTIFUL PIECES OF PROPERTY AND YET ARE NOT KEPT MOWED ON A REGULAR BASIS. IT REALLY IS VERY SAD TO SEE THIS DECLINE IN THE "CITY OF TREES" THAT TAKES PRIDE WITH THE AMOUNT OF GREEN SPACE IT HAS

- LEAF PICKUP, MORE STREET SWEEPING TO MINIMIZE NEED TO CLEAN STORM SEWERS AND TO BUY EXPENSIVE VACTORS/TERMINATE THOSE RESPONSIBLE FOR REDUCING TRAFFIC LANES ON W. STADIUM BLVD. AND N. MAPLE RED, ETC.
- LESS PUBLIC ANT. MORE CITY SERVICES. BETTER SNOW REMOVAL
- LETS GET AMTRAC UP TO WORLD CLASS
- LIGHT ON THE ROAD AND BETTER ROAD MANAGEMENT TO FIX POT HOLES
- LIMIT BUILDING HEIGHT, LIMIT CITY SPREAD (NEED GREEN SPACES)
- LIMIT THE EXECUTIVE AUTHORITY CONSOLIDATED TO THE MAYORS OFFICE
- LOW INCOME HOUSING, HURON RIVER SAFETY
- LOWER PROPERTY TAXES
- LOWER TAXES, INCENTIVE FOR SOLAR POWER USE
- LOWER TAXES!
- LOWERING TAXES
- MAINTAIN RESPECTFUL TOLERANCE FOR ACCEPTANCE OF DEFERENCE TO URBAN WILDLIFE. THEY WERE HERE FIRST. LEAVE THEM IN PLACE. NO MASSACRE. DIVERT DEER FUNDS TO CLIMATE CHANGE GOALS
- MAINTAIN THE PARKS DURING SPRING, SUMMER AND FALL! ARGO PARK IS A DISASTER AREA ESPECIALLY ON WEEKENDS. ACTUALLY PICK UP TRASH AND RECYCLING THERE.
- MAINTAINING PARKS AND PUBLIC SPACES IN DOWNTOWN ANN ARBOR AND OTHER PARTS OF THE CITY
- MAINTAINING PARKS, TRAILS, AND OTHER LEISURE AREAS FOR RESIDENTS

- MAINTAINING THE ROADS AND FIXING POTHOLES
- MAINTANANCE OF PARKS
- MAINTENANCE IN PARKS AND RECREATION FACILITIES
- MAKE SURE KIDS CAN GO TO SCHOOL
- MANY RED TRAFFIC LIGHTS ARE TOO LONG, OR UNNECESSARLY ON. WHEN NO MORE CROSS TRAFFIC IS DETECTED, CHANGE ITS LIGHT TO RED. REDUCE DURATION OF GREEN LIGHTS. FOR NOTORIOUS INTERSECTIONS-7TH AND SCIO CHURCH
- MENTAL HEALTH
- MENTAL HEALTH COURT FOR ADOLESCENTS
- MENTAL HEALTH SERVICES AVAILABLE TO THOSE WHO CANNOT PAY IS CRITICAL
- MENTAL HEALTH, DRUG ABUSE/ADDICTION, AFFORDABLE HOUSING, EMPLOYMENT
- MENTALLY ILL PEOPLE BECOME HOMELESS OR INCARCERATED AT VERY HIGH RATES DUE TO LACK OF ACCESS TO TREATMENT, COST, TRANSPORTATION, ETC. ADDRESSING ACCESS TO MENTAL HEALTH CARE AND PROVIDING AFFORDABLE HOUSING ARE PARAMOUNT
- MISLEADING CAMPAIGNS REGARDING CITY PROPOSALS (PROP A!!!)
- MORE BIKE PARKING!
- MORE ELECTRIC VEHICLE CHARGING SPOTS
- MORE FUNDING FOR MENTAL HEALTH CURRENTLY 0 THERAPY IS AVAILABLE TO PATIENTS!!!!
- MORE LIGHTING IN PARKS
- MORE PHYSICAL OR EXTREME FORM OR RECREATION. WE LOSE TOP TALENT BECAUSE OF A LACK OF MOUNTAINS. A2 HAS A GREAT UNOFFICIAL TRAIL SYSTEM, MAKE IT OFFICIAL AND IMBA.ORG. INVEST IN OTHER FORMS OF RECREATION
- MORE POLICE FOOT PATROLS TO HOPEFULLY REDUCE AGGRESSIVE PAN HANDLING
- MORE SERVICES FOR TAX DOLLARS-I.E. LEAF PICKUP
- MORE TAX REDISTRIBUTION/SOCIAL WELFARE PROGRAMS FOR THE POOREST PEOPLE IN ANN ARBOR
- MY FUTURE VOTE WILL BE FOR TRANSPARANCY, NOT SLUSH FUNDS. THE WORDING OF THE MILLAGE SHOULD HAVE BEEN MORE EXPLICIT AND I HOLD A HIGH EXPECTATION FOR CLARITY IN THE FUTURE
- NEED SNOW REMOVAL HELP FOR SENIORS AND HANDICAPPED. SNOW PLOWS PUSH ICE AND SNOW IN APRONS OF SENIORS DRIVEWAYS. SENIORS CANT AFFORD OR PHYSICALLY HANDLE REMOVING IT. GET TRAPPED IN HOMES. SAFETY ISSUE.

- NEED TO FOCUS ON THE MORE MONDANE THINGS IN RUNNING A CITY RATHER THAN AN ELABORATE PIE IN THE SKY...RAILROAD STATION
- NEW SAFE WARM TRAIN STATION IN A LOCATION WITH TRANSIT ACCESS
- NEW TO AREA, N/A AT THIS TIME
- NIL
- NO
- NO AND NONE THAT I KNOW ABOUT
- NO ESCAPE FROM WINTER, CONSIDER BUILDING A THERMAL WATER COMPLEX(SAUNAS) IMP. RED CENTER
- NO MORE HIGH RISES IN CENTRAL ANN ARBOR!HAS BECOME HIGH RISE CITY. ONLY AFFORDABLE FOR MILLIONAIRES . AFFORDABLE HOUSING LOCATION SHOULD NOT ALL BE CENTRALIZED IN THE SAME AREAS.
- NO, BUT TRUST NEEDS TO BE BUILT BETWEEN COMMUNITY MEMBERS OF COLOR AND POLICE. OFFICERS NEED BASIC MENTAL HEALTH CRISIS INTERVENTION AND DESCALATION TRAINING
- NONE
- NONE COME TO MIND
- NOT ANOTHER ISSUE BUT I'D LIKE TO EMPHASIZE HOUSING AT SOMEPOINT. I AM PLANNING TO LEAVE ANN ARBOR BECAUSE EVEN THOUGH I AM A PRESCHOOL TEACHER AT V OF M, I CANNOT AFFORD TO RENT HERE.
- NOT AT THIS TIME
- NOT REALLY, NO
- NOT UNDER THIS MILLAGE
- NOT WITH THESE FUNDS
- NOTHING I CAN THINK OF
- OLD/UGLY SCHOOLS. UPGRADE SCHOOL SYSTEM BUILDNGS. PLEASE!
- ONGOING TRAINING FOR POLICE FORCE TO ELIMINATE RACIAL BIAS.
- OTHER CITIES HAVE FREE 2 HOUR PARKING TO ENCOURAGE PATRONAGE OF LOCAL BUSINESSES
- OTHER INFRASTRUCTURE LEG ELECTRIC POWER. CLIMATE CHANGE IS IMPORTANT, BUT NOT A CITY ISSUE
- OTHER NECESSARY INFRASTRUCTURES PROJECTS, CONTINUE DEER KILL, PEDESTRIAN SAFETY.
- OUR INFRASTRUCTURE AND WATER SUPPLY ARE CRITICAL TO OUR QUALITY OF LIFE AND SHOULD BE THE HIGHEST PRIORITIES. DO NOT DO THIS ON THE BACKS OF HOMEOWNERS TO THE BENEFIT OF LARGE DEVELOPERS. I VOTE
- OUT OF CONTROL HIGH RENTS ON APARTMENTS. HAYMAN CO RAISED RENT 26% A MONTH AT ANN ARBROWOODS
- OVER BUILDING OF DOWNTOWN. TOO MUCH TRAFFIC. LOSING SMALL/MEDIUM TOWN FEEL

- OVER DEVELOPED WITHOUT ROAD INFRASTRUCTURE, EXCESS TRAFFIC-POOR FLOW
- OVER TAXATION. ANN ARBOR TAXES ARE TO HIGH!
- OVERDEVELOPMENT
- OVERDEVELOPMENT, OVERBUILDING, TOO HIGH BUILDINGS RUINING OF DOWNTOWN ATMOSPHERE, DOWNTOWN PARKING AVAILABILITY, COST, EASE OF USE-AUTO SYSTEMS INSTRUCTURES, TOO COMPLICATED, DISAPPEARANCE OF LOCAL BUSINESSES
- PARKING
- PARKING NEAR UNIVERSITY OF MICHIGAN
- PARKING, MORE AND CHEAP
- PARKS AND RECREATION
- PARKS AND WILDLIFE, BIRD CENTER, TRASH CANS AT BUT STOPS/SHELTERS
- PARKS, SCHOOLS AND LIBRARIES
- PARTNERSHIP WITH CITY OF YOSILANTI OR AFFORDABLE HOUSING
- PAVING DIRT ROADS OR IMPROVED MAINTENANCE OF THEM, BETTER WALKING AREAS, IE. SIDEWALKS, FOR NEIGHBORHOODS OUTSIDE OF DOWNTOWN
- PAVING OF DIRT ROADS AND ACCESSIBILITY WITH SIDEWALKS IN NEIGHBORHOODS OUTSIDE OF THE IMMEDIATE DOWNTOWN AREA
- PEDESTRIAN AND BIKE PATHWAYS, LANES AND SAFETY. ACCESS
- PEDESTRIAN BRIDGE OVER MAIN ST
- PEDESTRIANS NEED TO ABIDE BY THE RULES-JAYWALKING-NOT CROSSING AT ONE OF THE ABUNDANCE OF CROSSWALKS-TAKE TURNS
- PEDESTRIANS SHOULD NOT HAVE THE RIGHT OF WAY. REMOVE THE CROSSWALKS, YOU CANNOT SEE FROM A DISTRANCE WHILE DRIVING
- PEOPLE BEGGING FOR MONEY DOWNTOWN, THERE ARE TO MANY SOME NIGHTS, IT IS EVERY CORNER. IT IS BAD FOR TOURISM AND GENERALLY ENJOYING MY CITY
- PFAS AND DIOXANE REMOVAL FROM DRINKING WATER
- PFAS IN THE DRINKING WATER
- PFAS IN THE RIVER. DEMILITARIZE POLICE PROTECT IMMIGRANTS, LOWER COST OF LIVING
- PIAS AND LEAD IN THE WATER
- PLEASE CORRECT THE INSANE CROSSWALK LAW THAT LURES PEDISTRIANS INTO A FALSE SENSE OF SAFETY
- PLEASE DON'T WAIT UNTIL SOMEONE IS KILLED @ WASHTENAW AND ARBORLAND!! SAFE PED. CROSSING IS LONG OVERDUE!! ALSO, THE CURRENT CROSSWALK SET UP BY THE BUS STOP IS IRRATIONAL, IT REQUIRES 3 STREET CROSSINGS TO GET TO THE BUS STOP

- PLEASE PUT THE BRAKES ON, OUT OF CONTROL DEVELOPMENT DOWN TOWN SPECIFICALLY APARTMENT BUILDINGS. THE ORIGINAL FUNKY CHARACTER THAT WAS ANN ARBOR HAS BEEN LOST
- PLEASE REPAINT THE CROSSWALKS. PLEASE MAKE A SAFE WAY FOR CYCLISTS TO GET TO HERON RIVER DRIVE
- PLEASE STOP CREATING AND HIRING NONESSENTIAL HIGH LEVEL MGMT. AND ADMIN. POSITIONS. IE. OVER 90 K. YEAR!!
- PLOW THE ROADS SO THE SCHOOLS CAN OPEN
- POLICE OVERSIGHT WITH AUTHORITY
- POLICE TRAINING IN MENTAL HEALTH, ROAD CONDITIONS
- POORLY PLANNED AND UNCONTROLLED DEVELOPMENT THAT HAS HUGE NEGATIVE IMPACTS ON QUALITY OF LIFE HERE
- POTHOLE!
- PRESERVING GREENSPACE
- PROPERTY TAXES ARE MUCH TOO HIGH-I WOULD LIKE TO SEE US FOCUS ONLY ON ESSENTIALS, IE. NO SUSPENSION BRIDGES OR LIGHT RAIL!
- PROPERTY TAXES ARE TOO HIGH
- PROPERTY TAXES. SINCE PROPERTY TAXES ARE SO HIGH, I AM NOT ABLE TO PURCHASE A HOME.
- PROVIDE SUPPORT FOR ANN ARBOR HOMELESS SHELTERS
- PROVIDING RELIABLE STREET MAINTENANCE, SNOW PLOWING ECT. AND TRASH COLLECTION, RECYCLING IE. RELIABLE AND ECOLOGICAL
- PUBLIC ART SHOULD BE ON HOLD, OR COMBINED WITH OTHER INITIATIVES-IE: INCORPORATE SOLAR ENERGY, OR RECENTLY SAW HUGE (HEART) CAGE- PEOPLE PUT THEIR PLASTIC BEVERAGE CAPS IN IT. COOL AND USEFUL
- PUBLIC ARTWORK, GREENBELT, THE TREELINE-ALLEN CREEK TRAIL
- PUBLIC LIBRARY
- PUBLIC SAFETY, SAFE DRINKING WATER AND MENTAL HEALTH SERVICES
- PUBLIC SPACES
- PUBLIC TRANSIT
- PUBLIC TRANSIT, SNOW AND ICE REMOVAL, THE SHOOOLS NEED TO BE OPEN IN THE WINTER
- PUBLIC TRANSPORT
- QUIT WITH THE TALL APARTMENT BUILDINGS!!!QUIT USING RESEARCH FIRMS OUTSIDE OF ANN ARBOR!!THE # OF PANHANDLERS ON MAIN ST, LIBERTY-HEL THE HOMELESS MOVE
- RACIAL INEQUALITY-ACCESS TO HOUSING(AFFORDABILITY)
- RACIST TREATMENT OF POC BY POLICE
- RE-ESTABLISHMENT OF A LOCAL RECYCLING CENTER

- REASONABLE BIKE LANES, CORNER OF STADIUMS 7TH IS, I BELIEVE POORLY PLANNED!
- RECKLESS SPENDING AND OVER DEVELOPMENT ARE MAKING OUR CITY UNINHABITABLE FOR THOSE WHO EARN LESS THAN 100K/YR
- RECYCLING
- RECYCLING AND THE STATE OF THE MRF
- RECYCLING:MANAGE AND EDUCATION
- REDUCE SIZE AND POWER OF LEGAL DEP.
- REDUCE WASTEFUL SPENDING, STAFF BLOAT, CONSULTANT CONTRACTS AND CONCENTRATE ON CORE SERVICES
- REINING IN UGLY BUILDINGS CROWDING THE DOWNTOWN AREA. THIS IS NOT GENTRIFICATION, IT IS UGLIFICATION
- REINSTATE INDEPENDENT RECYCLING AUTHORITY. MAINTAIN AND SECURE GREENBELT AROUND ANN ARBOR
- RELATIONSHIPS WITH OTHER CITIES
- REMOVING LONG-DEAD ASH TREES FROM PUBLIC PARKS
- RENEWABLE ENERGY NEEDED
- RENT CONTROL, STRONGER TENANTS RIGHTS
- RENTAL UNITS NEED TO PROVIDE OFF STREET PARKING OR LIMIT NUMBER OF VEHICLES PER HOUSEHOLD ALLOWED TO PARK ON RESIDENTIAL STREETS. SOME RENTAL UNITS(HOUSE) HAVE 4 CARS EACH MAKING STREET PARKING IMPOSSIBLE
- REPAIR THE ROADS AND CREATE MORE LANES WHEREVER POSSIBLE, NOT RESTRICTING THEM BY INTRODUCING BIKE LANES, NO NEED
- REPLACING BURNTOUT STREET LIGHTS. STREET/PEDESTRIAN CLEANING (SNOW AND ICE REMOVAL)
- RESTORE CITY SERVICES, LIKE LEAF PICKUP
- RESTRICTION OF HEIGHT OF BUILDINGS DOWNTOWN
- RETURN PUBLIC GARBAGE BINS AT THE SOUTH ENTRANCE TO BURNS PARK, AND ON THE SAME AREA ON GRANGER
- REVISIT DRONE LAWS. COMPLETE RESTRICTIONS IS NOT THE ANSWER. COMMUNITY EDUCATION CAMPAIGNS FOR ABOVE
- REVISIT SALARIES A PLANNING COMMISSION MEMBERS AS THEY ARE GRANTING EXCESSIVE VARIANCES TO DEVELOPERS WHOM MUST BE COMPENSATING THEM WELL WHILE RESIDENTS FIGHT TOOTH AND NAIL TO GET 6 INCH VARIANCES
- ROAD INFRASTRUCTURE NEEDS TO BE ADDRESSED. INCREASE BIKE LANE PRESENCE AND OTHER BIKE FRIENDLY MOVES TO REDUCE EMISSIONS
- ROADS, POT HOLES

- SAFETY BASED, RATHER THAN COMPLIANCE-BASED OR REVENUE BASED. TRAFFIC MANAGEMENT. THE SIGNALS NEED TO BE PROGRAMMED/TIMED FOR BETTER TRAFFIC FLOW, RATHER THAN MAXIMUM-STOPPAGE
- SAFETY FOR BICYCLISTS AS WELL AS FOR PEDESTRIANS
- SAFETY FROM POLICE VIOLENCE
- SAFETY MAINTENANCE AND CLEANING OF AA PUBLIC PARKS WITH PARTICULAR ENPHASIS ON CHILDRENS PLAYGROUNDS, RECYCLE PROGRAM, INCREASE GREEN AREAS IN THE CITY
- SALTING AND PLOWING ROADS IN WINTER
- SANCTUARY CITY ISSUES
- SCHOOL FACILITIES UPKEEP
- SCHOOL QUALITY
- SCHOOL SAFETY
- SCHOOL SAFETY, ADDING A LIGHT BY BRYANT ELEMENTARY SCHOOL, STONE SCHOOL AND CHAMPAGNE DR.
- SCHOOLS
- SEPARATE SANITARY SEWER AND STORM SEWER SYSTEMS.RAT CONTROL IN DOWNTOWN-BETTER GARBAGE MANAGEMENT BY RESTAURANTS
- SERVICES AND ACCESS TO SERVICES FOR OLDER ADULTS, CAREGIVERS AND PEOPLE WITH DISABILITIES(INCLUDING POLICIES RELATED TO HOME MED. AND ADU'S)
- SET UP MANY MORE ELECTRIC CAR CHARGING STATIONS, AVAILABLE IN DOWNTOWN AREA. NOT NEEDED TO BE FUNDED BY CITY. PROVIDE SPACES TO THE STATION BUSINESS
- SHADOWOOD DW. WEEDS , SPEED LIMIT POSTED, TOO MANY SCHOOL BUS, ALSO KIDS PLAYING
- SHAME ON THE CURRENT CITY COUNCIL, THE CITY COUNCIL PASSED A RESOLUTION IN JULY/AUGUST 2017 THAT ALREADY DETERMINED /DECIDED HOW THE ANN ARBOR REVENUE STREAM WOULD BE SPENT. NOW THIS SURVEY IS BEING USED TO JUSTIFY A NEW COURSE. PLEASE MAKE SURE THAT THE CITY'S CLIMATE ACTION PLAN AND SUSTAINABILITY STAFF ARE PROPERLY FUNDED WITH THIS REVENUE STREAM, AS YOU PROMISED BEFORE THE MILLAGE PASSED IN 2018
- SHOULD BE MORE SIDEWALKS IN YPS AND ANN ARBOR BETTER BUSSING LONGER HRS. HARD TO MAKE SURE I GET HOME ON LAST BUS
- SIDEWALK ON GEDODES BETWEEN HURON PARKWAY AND GEODODES
- SMART INFRASTRUCTURE FOR ROADS-REDUCE TRAFFIC CONGESTION, INCREASE SUSTAINABILITY
- SMART TRAFFIC LIGHTS WOULD REDUCE GRIDLOCK AND OUR CARBON FOOTPRINT AND WOULD IMPROVE QUALITY OF LIFE



- SMARTER USAGE OF CITY FUNDS. MORE INFRASTRUCTURE INVESTMENT. PROACTIVE ATTITUDE TOWARDS DEVELOPMENT
- SOME SERVICES SEEM OVER STAFFED EG. LIBRARY CONSISTANTLY SEEMS TO HAVE MORE STAFF THEN WORKING
- SOMEHOW CLEAR THE STREET OF SNOW WITHOUT FILLING UP EVERYONES DRIVEWAY! SENIORS ARE SNOWED IN!!
- SPEND LESS MONEY ON ART AND PUT THE MONEY BACK INTO CITYWIDE LEAF PICKUP
- SPRAWL AND UNSCRUPULOUS DEVELOPERS WHO WONT FOLLOW REGULATIONS OR TREAT NEIGHBORS WITH RESPECT
- STILL TOO MANY POTHOLES IN THE NEIGHBORHOOD STREETS. AND ROADS ESPECIALLY ON A DIRT ROAD WE LIVE ON. ALSO SNOW PLOW TO BE SOONER
- STOP ALLOWING THE GROWTH OF NEW DEVELOPMENT!! STOP DEVELOPING MORE BIKE LANES!!
- STOP BUILDING HIGH RISE STRUCTURES! YOUR RUINING WHAT MAKES A2 UNIQUE AND DESIREABLE
- STOP BUILDING HIGH RISES AND CONDOS THAT COST \$1800/MO. AS YOUR SOLUTION TO EVERYTHING/STOP SUBSIDISING HIGH RISES IN THE NAME OF "AFFORDABLE HOUSING" ITS NOT
- STOP FIGHTING WITH U-M AND START COLLABORATING!
- STOP KILLING DEER. PRIMARY PREVENTION OF MENTAL HEALTH ISSUES WITH EARLY EDUCATION EMOTION REGULATION
- STOP PURCHASING "ART WORK" -WAY TOO EXPENSIVE AND UGLY!
- STOP SELLING EVERY AVAILABLE LOT TO THE U OF M, THEIR TAX EXEMPT STATUS IS HURTING US!!
- STOP TAXING RESIDENTS WHO INSTALL SOLAR PANELS ON HOUSE. DES. FEDERAL INCENTIVES AND COMPLETELY UNREASONABLE ON OF A FEW COMMUNITIES IN STATE DOING THIS
- STOP THE EXESSIVE SPREAD AND INCREASE OF HIGH RISE BUILDINGS FOR EXAMPLE THE 400 BLOCK OF NORTH MAIN
- STOP THE OVERBUILDING OF DOWNTOWN
- STOP WASTING MONEY ON KILLING DEER!THEY ARE JUST COMING TO NEIGHBORHOODS!
- STOPE THE DEER C. HAVE SPENT ENOUGH A, AND MONEY TO STREETS AND MENTAL HEALTH, YOU HAVENT PUT IN TOO MANY CROSSWALKS.- DANGEROUS FOR DRIVERS TO HAVE TO LOOK AT BOTH SIDES WHILE DRIVING
- STREAMLINE OUR CITY GOVERNMENT
- STREET LIGHTS ALONG WASHTENAW OR LACK OF THEM. YOU DEPEND ON THE LIGHTING FROM STORES. WHAT HAPPENS WHEN THE STORES CLOSE? DARNNESS
- STREET REPAIR

- STRICTER LAWS FOR ANN ARBOR AREA FOR ANIMAL SAFETY
- SUBPAR TRASH VIOLATIONS IN STUDENT NEIGHBORHOODS. SEWER FLOODING ON 1400 BLOCK OF DEWEY AVE
- SUE THE ARTIST THAT MADE THE LEAVES ON STADIUM
- SUFFICIENT REVENUE, ESPECIALLY FROM U OF M
- SUPPORT SERVICES FOR AT RISK INDIVIDUALS LIVING IN SUBSIDIZED HOUSING!
- SUSTAINABLE ENERGY-WIND, SOLAR, GEOTHERMAL
- TAKE A PERCENTAGE OF ALL DOWNTOWN CONSTRUCTION FOR AFFORDABLE HOUSING. START INCLUDING SE ANN ARBOR IN MASS AND PEDESTRIAN TRANSIT PLANS. THE NEED IS GREATEST FOR RESIDENTS THERE BUT ARE IGNORED IN THE LIGHT RAIL AND TREE LIVE TRAIL. INCLUDE THEM OR PROVIDE PARKING DOWNTOWN. NEW BUILDINGS DOWNTOWN NEED DROP OFF SPACES THAT DONT DISRUPT STREET TRAFFIC
- TAPER LARGE BUILDINGS AFTER 4 STORIES UNLESS THEY HAVE A STRICT FAÇADE/CHARGE BUILDER \$1000000 FOR EACH STORY INHEIGHT AFTER 4 STORIES FOR POST CONSTRUCTION ROAD REPAIR
- TAX IS TOO HIGH, NEED MORE SENIOR LIVING FACILITY
- TAXES ARE WAY TOO HIGH
- TAXES, THE UNIVERSITY MUST PARTICIPATE MORE AS THEY CONTINUE TO BUY MORE PROPERTIES CREATING A SHRINKING TAX BASE
- THE ANN ARBOR PEDESTRIAN LAWS ARE TOO LAX ON PEDESTRIANS AND PUT EXCESSIVE RESPONSIBILITY ON DRIVERS
- THE APPROACH TO PEDESTRIAN SAFETY IS MISGUIDED. ADDING CROSS WALKS HAS INCREASED DANGER TO PEDESTRIAN SAFETY
- THE ASSOCIATION OF MENTAL HEALTH AND PUBLIC SAFETY IS WRONG. IT IMPLIES A MODEL THAT MENTAL HEALTH=PUBLIC SAFETY, LIKE FIREARM VIOLENCE. SEE CANADA AND EU!
- THE BIKE LANES HAVE CAUSED TRAFFIC CONGESTION. THE MORE HIGH RISE AND ACRES OF CONDOS AND APARTMENTS WITH THOUSANDS OF NEW RESIDENTS WITH CARS MAKES THE CONGESTION WORSE
- THE CITIES # 1 PRIORITY SHOULD BE MAKING THE CITYTUN WELL
- THE CITY NEEDS TO CHANGE ITS PLANNING AND DEVELOPMENT PROCESS TO IMPROVE HOW IT WORKS AND PROVIDE ADEQUATE AFFORDABLE HOUSING
- THE CITY NEEDS TO INCREASE ENFORCEMENT SET UP TRAPS AND AGGRESSIVELY TICKET PEDESTRIANS THAT DON'T FOLLOW TRAFFIC RULES. EVERYDAY RUNNERS JOG DOWN MAIN STREET, IN TRAFFIC
- THE CITY SHOULD USE THESE FUNDS FOR THE PURPOSES IDENTIFIED IN THE MILLAGE AS APPROVED, AND ONLY THOSE
- THE CITY TAXES ARE BECOMING RIDICULOUSLY EXPENSIVE!!

- THE COST OF WATER FOR RESIDENTS IS PROPOSED TO INCREASE BECAUSE OF HIGH RISES BEING BUILT IN TOWN
- THE DRINKING WATER SITUATION DIOXONE PLUME, AND THE PRESENCE OF PFAS MUST BE ADDRESSED IMMEDIATELY
- THE EFFECTS OF ABORTION ON WOMENS MENTAL HEALTH
- THE FACT THAT THE UNIVERSITY GETS A TAX BREAK AND THE HOMEOWNERS FOOT THE BILL
- THE FRONT PAGE OF THIS QUESTIONNAIRE PRETTY SAYS IT ALL. I'M NOT NATIVE BUT OUT WEST WHERE I'M FROM THESE ISSUES TO PUBLIC WOULDN'T BE TOLERATED
- THE GELMAN DIOXAIN PLUME- THIS NEEDS TO BE FIXED, CLEANED UP AND PREVENTED FROM HAPPENING AGAIN
- THE ISSUE OF AFFORDABLE HOUSING HAS OFTEN PUZZLED ME. OUR PLANNING COMMISSIONS HAVE ENCOURAGED HIGH RISE BLDG. AND LARGE HOMES DEVELOPMENTS- IN THE 1950'S AND 1960'S AFFORDABLE HOUSING WAS BUILT ON A2 WEST SIDE, OFF STADIUM BLVD. W. OF PIONEER AND ON EITHER SIDE OF MAPLE RD. NORTH OF DERTER RD. COUNCIL TALKS ABOUT AFFORDABLE HOUSING BUT DOESN'T SEEK DEVELOPERS TO BUILD THAT PROJECT INSTEAD EVERY AVAILABLE PIECE OF LAND IS DEVELOPED FOR HIGH END APTS. OR CONDOS. PEOPLE WHO NEED REASONABLY PRICES HOUSES LIKE SINGLE FAMILY HOMES WITH YARDS AND GARDENS AROUND THEIR HOMESTEAD. OUR CITY LEGISLATORS TALK ABOUT AFFORDABLE HOUSES, BUT FALL PREY TO DEVELOPERS!
- THE ISSUES CITIES ARE SUPPOSED TO ADDRESS (SPEND MONEY ON) POLICE, FIRE, SANITATION, ROADS, DONE.
- THE LACK OF PUBLIC RESTROOMS. IN THE DOWNTOWN AREA, CLOSE PARKING ON MAIN STREET
- THE LACK OF TRANSPARENCY ON THIS SURVEY
- THE MILLAGE WAS VOTED ON AS A MENTAL HEALTH MILLAGE. I BELIEVE THE CITY SHOULD HONOR THE INTENTION OF THE MILLAGE
- THE MOST IMPORTANT THIS FOR AZ IS TO REDUCE SPENDING AND TAXES. NEXT IS TO IMPROVE PUBLIC SAFETY BE LEGALIZING VICTIMLESS CRIMES EG. PUBLIC DRUG USE AND PROSTITUTION
- THE NUMBER ONE ISSUES ARE THE ROADS AND THE WATER
- THE OVER DEVELOPMENT OF EVERY POSSIBLE SQUARE FOOT IS QUICKLY DRIVING "TOWNIES" AWAY!!!!\$\$\$\$\$
- THE OVERUSE OF ROCK SALT ON SIDEWALKS, ESPECIALLY COMMERCIAL PROPERTIES IS RIDICULOUS. IT IS NOT TO BE LEFT FOR WEEKS AFTERWARDS TO DESTROY CONCRETE AND GET INTO OUR LAKES, STREAMS AND DRINKING WATER. CONTRACTORS NEED TO CLEAN UP AFTER ITS NO LONGER NEEDED. I WALKED MY DOGS YESTERDAY IT WAS LIKE GRAVEL LEFT ON SIDEWALKS, AND WALKWAYS. IT DESTROYS THE LOWER BRICKS ON BUILDINGS TOO.

- THE POT HOLES ARE RIDICULOUS
- THE QUALITY OF THE ROADS SEEMS MOST PRESSING
- THE ROAD CONDITIONS
- THE ROADS IN ANN ARBOR ARE ABSOLUTELY TERRIBLE CONSIDERING HOW EXPENSIVE IT IS TO LIVE HERE
- THE ROADS, THE ROADS, THE ROADS. MY STREET HAS NOT BEEN PAVED OVER IN 35 YEARS, I HAVE LIVED HERE SINCE 1983
- THE ROADS! SO MANY OF OUR ROADS ARE REALLY IN NEED OF REPAIR-SC. CHURCH BETWEEN STADIUM AND LOHR(ONE EXAMPLE ONLY)
- THE SEWERS OVERFLOW ONTO THE STREET IN STORMY WEATHER AND ARE A SIGNIFICANT FACTOR IN DRINKING WATER QUALITY
- THE STORM SEWER ISSUE AND WATER DRAINAGE IS A HUGE ISSUE, WHY ARE YOU PAVING STREET IN LOWER BURNS PARK WITHOUT ADDING STORM SEWERS!?
- THE UNCONSTITUTIONAL, MASS, SYSTEMATIC, MILITARY, MQ-9 B. IT SEEMS DOMESTIC DRONE SURVEILLANCE WHICH HAS BEEN ALLOWED OVER OUR CITY, SINCE ATLEAST 2014....WITHOUT CITIZEN KNOWLEDGE, GRASP OF SCOPE OR CONSENT AND SIGNED OFF ON BY THE FAA, DOD, DHS/CBP OUR ANN ARBOR MUNICIPAL AIRPORT AND AAPD
- THE UNIVERSITY NOT HAVING TO PAY TAXES
- THE WALK WAYS GOING UP EVERYWHERE ARE SO SCARY AS A DRIVER, ESPECIALLY AT NIGHT. THERE NEEDS TO BE A BETTER, SAFER SYSTEM FOR ALL!
- THERE ARE A SUFFICIENT MEMBER OF H. USES LOWER BUILDING G. MORE CHARACTER AND THE TOW-MAX 3 STORIES
- THERE ARE SO MANY OTHER ISSUES, BUT WE DIDN'T VOTE FOR THEM IN THIS MILLAGE AND THEY CANT BE FIXED WITH \$2 MILLION/YEAR FOR 8 YEARS
- THERE COULD BE SAFER SCHOOL BUSES, THEY NEITHER HAVE SEATBELTS NOR INDIVIDUAL SEATS. ALSO, SAFE DRINKING WATER
- THERE IS TOO MUCH DEVELOPMENT, THEY CITY HAS LOST ITS CHARM. DOWNTOWN IS HORRIBLE
- THESE ARE ALL IMPORTANT BUT NOT WITH THIS MONEY!
- THIS SURVEY SAYS NOTHING ABOUT DEVELOPING A PROGRAM THAT OFFERS TREATMENT-ALTERNATIVES-INCARCERATION, WHICH IS WHY I SUPPORT THE MILLAGE
- THIS SURVEY WOULD BE MORE AFFECTIVE IF SPECIFIC OPTIONS WITH CONCRETE COSTS WERE LISTED. CAN A2 REVERSE GLOBAL WARMING WITH \$2 MIL? THEN DO IT. BUT DON'T WASTE IT AND ACCOMPLISH NOTHING
- THOSE 8 ISSUES ARE OF PARAMOUNT IMPORTANCE-BELOW
- TICKET PEOPLE THAT RUN IN STREETS

- TO DEVELOP OR CREATE A WORKING RELATIONSHIP WITH U OF M SO THAT THEY SUPPORT OVERALL INFRASTRUCTURE UPKEEP AND CITY VISION
- TOO MANY LARGE CONDOS NEAR RESIDENTIAL AREAS, NEED A NICER SENIOR CENTER
- TOO MUCH OVERHEAD, REDUCE COSTS TOO MANY HIGH RISE BUILDINGS TOO MANY APARTMENTS
- TOP HEAVY SUPERVISORS IN SCHOOLS/CITY AND POLICE, LEGACY COSTS GUARANTEES FROM ROAD CONSTRUCTION
- TRAFFIC AND TRAFFIC ENFORCEMENT, SPECIFICALLY INCLUDING ADDITIONAL BIKE LANES
- TRAFFIC CONGESTION
- TRAFFIC FLOW DURING RUSH HOUR
- TRAFFIC FLOW! NO MORE 41 ON ROAD MADE INTO Z LANE AND BIKE LANES THAT ARE NOT USED. LONGER WAIT AT LIGHTS WHICH ARE NOT PROGRAMMED CORRECTLY
- TRAFFIC LIGHT COORDINATION
- TRAFFIC LIGHTS CURRENTLY IMPEDE TRAFFIC FLOW. MODERN CITIES SET THEIR LIGHTS TO FACILITATE TRAFFIC FLOW AND RELIEVE CONGESTION
- TRAIN
- TRANSPARENCY OF PROCEEDINGS AND DEALS MADE BY MAYOR AND CITY COUNCIL
- TRANSPARENCY IN GOVERNMENT FINANCES AND DECISION MAKING
- UNDERLYING RACISM AND DIVISION OF COMMUNITY MORE INVOLVEMENT OF POC EVENTS
- UNDO THE LANE REDUCTION OF NORTH MAPLE ROAD!!! 4 LANES IS WHAT HAS ALWAYS BEEN ADEQ. 3 IS INSUFFICIENT!!
- UNFAIR TO PENALIZE OWNERS WHOSE HOUSES HAPPEN TO HAVE CEMENT DRIVEWAYS AND CHANGE MORE FOR WATER
- UPDATING MASTER PLAN TO DESCRIBE STRATEGIC GROWTH VISION, DENSIFICATION, BUS-ONLY LANES, PROTECTED BIKE LANES, COMPLETE STREETS
- USE LESS ROCKSALT IN ICY WEATHER. USE POTASSIUM CHLORIDE INSTEAD
- UTILITY AND HOME PHONE/INTERNET COMPETITION
- VISIBILITY AND NUMBER OF POLICE NEAR CAMPUS AND MAIN ST. PARTICIPATION OF UM IN STREET AND SAFETY MAINTENANCE TAXING U OF M
- VISION ZERO BASED DESIGN FOR SAFER WALKING AND BIKING. PROTECTED BIKE LANES AND LOWER SPEED LIMITS!
- VOTER ENGAGEMENT/PARTICIPATION IN CIVIL MATTERS
- WASTE MGMT-COMPOST/RECYCLING, BIKE SAFETY

- WATER -SAFE, CLEAN WATER FOR OUR RESIDENTS IS THE ABSOLUTE MOST IMPORTANT THING TO ME
- WATER SAFETY IS VERY IMPORTANT TO MY HOUSEHOLD. FOEVER PARTICLES MUT BE COMPLETELY FILTERED OUT OF THE WATER I USE
- WE NEED AFFORDABLE HOUSING!!
- WE NEED TO FIND OUT WHAT THE MILLAGE WAS INTENDED TO PAY FOR, FIRST YOU SAY "MENTAL HEALTH AND LAW ENFORCEMENT" THEN YOU SAY "THERE IS NO RESTRICTION" WHICH IS IT? HOW ABOUT MENTAL HEALTH AND PUBLIC SAFETY?
- WE NEED TO LOOK FORWARD, CHANGE WITH THE WORLD, EXAMPLE: WITH SO MUCH LIFT/UBER USE IN TOWN, LETS MAKE LESS STREET PARKING AND MORE DROP/OFF PICK UP ZONES, ESPECIALLY BY STORE KEEPERS SOUTH U. AND MAIN STREET, ALSO NO NOW MULT-NEGIVENTIAL, BUILDINGS THAT DON'T HAVE DROP OFF/PICKUP AREAS (HELLO, HURON ST)
- WE NOW HAVE A NO IDEL POLICY FOR VEHICLES IN A CITY THAT FORCES VEHICLES TO STOP AT EVERY CORNER AND IDEL!!!
- WE SHOULD SPEND MORE EFFORT ON PREVENTATIVE MEASURES, AKA TREAT THE CAUSE NOT THE SYMPTOMS
- WE VOTED FOR MENTAL HEALTH, SOME PEOPLE VOTED NO FOR "MENTAL HEALTH" ALL OF THE OTHER SHOULD BE INCLUDED IN REG. CITY SERVICES!
- WHEN IT COMES TO AFFORDABLE HOUSING DO NOT DO RENT CONTROL. ITS BETTER TO UP. AND INCREASE THE QUALITY THEN TO IMPLEMENT RENT CONTROLS
- WHEN THINKIN ABOUT MORE HOUSING KEEPING IN MIND THE OVER CROWDING OF PUBLIC SCHOOLS(ESP. ELEMENTARY!)
- WHILE I DIDN'T MARK PEDESTRIAN SAFETY AS BEING IMPORTANT. THERE ARE CERTAIN AREAS WHERE SIDEWALKS END AND NEED TO BE CONTINUED
- WHITE THE INCREASE IN DOWNTOWN DEVELOPMENT IS GREAT FOR THE TAX BASE I'M CONCERNED ITS GOING TO FAR
- WHY DID MY WATER BILL GO UP? CANT THE U. M. PAY ITS FAIR SHARE?
- WINTER ROADS ARE NOT ALWAYS SALTED EARLY, UNSAFE DRIVING CONDITIONS
- WITH ALL THE BUILDING OCCURING, RESIDENTIAL IN THE CITY ITS HARD TO SEE B. THE INFRASTRUCTURE DOESN'T GET OVERWHELMED WITHOUT SIGNIFICANT UPGRADES TO IT
- WITH CONDOMINIUMS GROWING UP LEFT AND RIGHT PROVIDING SO MUCH PROPERTY TAX FOR THE CITY, WHY DO MY TAXES KEEP RISING SO FAST? PEOPLE WILL NOT BE ABLE TO AFFORD HOMES IN ANN ARBOR
- WITHOUT CLEAN WATER YOU HAVE NOTHING!
- WORKFORCE, AS OPPOSED TO LOW INCOME, HOUSING

- WOULD LOVE AN EASIER CONNECTION TO DETROIT! FAST BUS, TRAIN FOR EX. URBAN PLANNING THAT PROVIDES A DENSE DOWNTOWN AND AVOIDS SPRAWL(SUBURBAN)
- YES-BUT-NOT WITH THIS MONEY. THIS IS BAIT AND SWITCH. SHAME ON A2 POLITICIANS AND STAFF WHO THINK THIS IS HOW TO RUN A CITY
- YES-LOCAL PROBLEMS, NOT NATIONAL AND INTERNATIONAL ISSUES
- YES, BETTER TRANSPORTATION SYSTEM LIKE THE RAIL USE IN OTHER CITY D.C./LONDON
- YES, MAINTAINING CLEAR VIEWS OF PUBLIC SIGNAGE SUCH AS STOP, MILEAGE, AND STREET SIGNS. TRIM TREES, BRANCHES, SHRUBS MAYBE CITIZENS CAN HELP
- YES, VERY DISAPPOINTED IN THE WAY THE CITY HAS HANDLED THE ADDITION OF A SUMP PUMP AT MY HOUSE....ALREADY ON FOURTH PUMP
- YES, WHILE THIS MAY BE UNRELATED, ANN ARBOR NEEDS TO DENSIFY PROVIDING AND ALLOWING MORE DEVELOPMENT HOUSING THAT CAN BE AFFORDED BY A RANGE OF SOCIALECONOMIC CLASS.
- YES, YOU ARE HELPING CREATE EYE SORES THAT GREATLY DETRACT FROM OUR CITY'S BEAUTY BY CONTINUING TO APPROVE HIGH RISE BUILDING THAT DON'T FIT THE LOOK OF AZ
- YOU ARE ADDRESSING THE MAJOR ISSUES
- YOU MUST ADDRESS MOTORIZED VEHICLES (BIRDS) AND BIKES BING ON THE SIDEWALKS. THEY POSE GREAT DANGER TO PEDESTRIANS.
- ZONING AND THE OVERALL SUPPLY OF HOUSING. IF THE SUPPLY KEEPS GROWING WITH DEVELOPERS ADDING NEW BUILDINGS HOPEFULLY IT'LL KEEP PRICES STEADY OR EVEN DROP THEM
- ZONING FOR RESIDENTIAL

**Q3. If it were up to you, how would you distribute the monies that the City of Ann Arbor will receive from the Washtenaw County Mental Health and Public Safety Millage? For each of the categories below, please indicate what percent (in whole numbers) you would give to each. Please make sure your percentages add to 100%. There is space for you to add your own category. Other responses**

- A FUND TO KEEP USER FEES FOR CITY SERVICES LOW
- ABSTINENCE EDUCATION
- ADDITIONAL PARK BENCHES
- AFFORDABLE BUSINESS ZONES-PRIORITY ON BUSINESSES THAT PROMOTE COMMUNITY
- AFFORDABLE HOUSING IS PART OF MENTAL HEALTH
- AFFORDABLE HOUSING, FOR PEOPLE EARNING BETWEEN 50-80 K ANNUALLY. OR SOME RANGE THAT PICKS UP WHERE THE NORMAL HOUSING INITIATIVE LEAVES OFF. ANN ARBOR WILL OTHERWISE END UP AS A CITY WITH ONLY POOR AND U. RICH RESIDENTS
- ALSO, WHO NEEDS MORE AFFORDABLE HOUSING IF ONLY FOREIGNER AND POOR PEOPLE FROM OUT OF TOWN GET THE HOUSING, PEOPLE WHO HAVE LIVED IN ANN ARBOR FOR THEIR WHOLE LIFE AND PAY TAXES GET NO HELP!!!!
- ARTS
- BE FLEXIBLE AND RE-EVALUATE ANNUALLY BUT 1ST PLAN! (MEASURE 3 X CUT ONCE)
- BETTER PUBLIC, REGIONAL TRANSPORTATION
- BIKE LANES
- BIKING INFRASTRUCTURE-PROTECTED LANES AND GREENWAY AND B2B TRAIL
- CANCEL THE LIBRARY PARKING LOT JOKE!
- CHILD CARE(AFFORDABLE!)
- CITY COUNCIL NEEDS TO LISTEN AND REPRESENT CITIZENS NOT DEVELOPERS
- CITY'S ESSENTIALS RAINY DAY FUND
- COUNTY SHERIFF'S OFFICE
- CUT STUDIES THAT WASTE \$ AND LOWER TAXES. CLEAR SNOW AT CURBS AND METERS!
- DEER CULL, RECYCLING
- DELONIS CENTER
- DIOXANE
- DIOXANE PLUME CLEAN, EVEN IF WE HAVE TO BE A SUPER FOND SITE. HOUSING AFFORDABILITY AND OTHER ISSUES WONT MATTER IF ANN ARBOR BECOMES TOXIC AND UNLIVIBLE
- ELIMINATE HEROIN 4% AND ENFORCE RESIDENTIAL STOP SIGNS 1%



- FIRE SAFETY/RESOURCES
- FLEXIBLE
- FOOD DESERT/FOOD INSECURITY PROGRAMS FOR STUDENTS, THEY DON'T QUALIFY FOR FOOD STAMPS.
- FOOD SYSTEMS SEE #2
- FREE WIFI
- GELMAN PLUME
- GREENWAY, PUBLIC PARKS
- HAVE RENTAL UNITS WITH MORE THAN 2 VEHICLES, PROVIDE OFF STREET PARKING TO ALLOW ALL RESIDENTS TO USE PUBLIC PARKING ON CITY STREETS
- HOMELESS PEOPLE AND DRUG DEALERS IN PARKS
- HOMELESS SHELTER
- I DON'T HAVE ENOUGH INFORMATION TO DETERMINE HOW THIS MONEY SHOULD BE ALLOCATED. ALL CATEGORIES ARE IMPORTANT
- I DON'T KNOW WHAT % EACH OF THESE NEED THEY ARE ALL IMPORTANT FOR A HEALTHY COMMUNITY
- I DON'T KNOW WHAT THE MILLAGE SAID COULD BE FUNDED EXACTLY AND I DON'T KNOW HOW MUCH MONEY EACH CATEGORY ALREADY HAS OR NEEDS. DIFFICULT FOR ME TO RATE
- I FEEL THIS IS VERY IMPORTANT! GETTING US BACK/FORTH TO THE CITY OF DET/GRAND RAPIDS ETC...
- I HAVE NO IDEA HOW TO DELEGATE THE MONEY. WATER IS LIFE, SO THAT SEEMS #1
- I HAVE NO IDEA WHAT EACH COSTS. SO DIFFICULT TO DO
- IF IT WERE UP TO ME I'D DO RESEARCH TO KNOW TO TO BEST ALLOCATE THE MONEY 100% /9 9X10 =90 SORRY MY HEAD HURTS! CAN'T DO THE MATH BUT I'D ANSWER EVERYTHING ELSE. SHOULD HAVE MADE 10 SPOTS HERE
- IMPROVEMENTS FOR SENIORS AND DISABLED COMMUNITY! SO FAR NOT A GOOD PLACE FOR EITHER GROUP, A2 CAN DO BETTER
- IN AAPS ADD TRAUMA INFORMED TRAININGS FOR TEACHERS AND STUDENTS, NON VIOLENT COMMUNICATION, EARLY INTERVENTION
- INCREASE EXISTING BUDGETS FOR (HL&3) BY 5%
- JAIL DIVERSION/CRIMINAL JUSTICE SYSTEM
- LIBRARY
- LOWER TAXES!
- MAKE SURE ADEQUATE FUNDING FOR PROJECTS FROM ABOVE
- MAKE SURE OUR RECYCLING PROGRAM IS ACTUALLY RECYCLING AND NOT BE SHIPPED TO LANDFILLS AND OUR OCEANS

- MANDATE THAT CONTRATORS ARE HELD ACCOUNTABLE FOR CLEAN UP OF SALT BECAUSE ITS VERY COSTLY ON BACK END.TO CLEAN WATER FOR DRINKING AND NOT SURE IF IT IS EVEN POSSIBLE TO REMOVE FROM THE GROUND. THE DESTRUCTION IS REALLY BAD, AND IT IS POSSIBLE TO GO AND SWEEP UP
- MENTAL HEALTH EFFECTS OF BINGE DRINKING
- MENTAL HEALTH ISN'T JUST BLIND CONFORMITY
- MORE FOR ART OR BIKES
- MORE INVESTMENT IN WNTER LOAD CLEARING
- MORE NATURAL CONSERVATION-WESTLANDS, FORESTS, LESS CORN/SOYBEANS
- MORE POLICE FOOT PATROL
- NEW PARKS AND OUTDOOR PUBLIC SPACES
- NOT SURE WHAT YOU WANT ON THESE QUESTIONS
- OTHER CITY RESPONSIBILITY BASIC NEEDS-FIRE DEPARTMENT?
- PARKING LOT REPAIR, SCHEFFLER PARK
- PARKING NEAR UNIVERSITY OF MICHIGAN
- PARKLAND ACQUISITION
- PARKS AND RECREATION
- PEDESTRIAN BRIDGE OVER MAIN ST. I WOULD DESIGNATE A HIGHER PERCENTAGE FOR AFFORDABLE HOUSING, BUT IM NOT FAVORABLY IMPRESSED WITH THE CITY'S APPROACH OR SOLUTIONS
- PEOPLE(TAX PAYERS) SHOULD BE REWARDED, NOT PENALIZED, FOR CONVERTING THEIR PROPERTIES TO SOLAR, ETC.
- PERSONAL TRANSPORTATION AND PARKING PROBLEM
- PLOW ROADS
- PLOWING THE ROADS
- POLICE IN DOWNTOWN ON STREETS (WALKING)
- POLICE TRAINING TO ELIMINATE RACIAL BIAS. WERE NOT SURE WE REMEMBER BUT WOULD THINK THAT WHEN WE VOTED FOR THIS MILLAGE WE THOUGHT WE WERE VOTING FOR MENTAL HEALTH SAFETY AND WOULD HAVE THOUGHT MONEY FOR THINGS LIKE CLIMATE CHANGE AND ROADS WOULD BE COMING FROM A DIFFERENT PLACE OR POCKET?
- PRESERVE GREEN AREAS PARKS
- PRESERVE GREEN SPACE
- PROPERTY TAX CUTS
- PROVIDE SUPPORT FOR ANN ARBOR HOMELESS SHELTERS
- PUBLIC ART PROGRAMS
- PUBLIC PARKS

- PUBLIC SAFETY RELATED TO REDUCTION AOF CAREGIVE BURNOUT/ELDER ABUSE PR. AND FINANCIAL EXPLOTATION
- PUBLIC TRANSIT
- RAINY DAY
- RE: PEDESTRIAN SAFETY-INSTALL FLASHING LIGHTS IN MOST OF THE DESIGNATED CROSS WALKS, CAN BE DANGEROUS, ESP. AT NIGHT!
- RECYCLE
- RELATIONSHIPS WITH OTHER CITIES
- REMOVING DEAD ASH TRES FROM PUBLIC PARKS
- RETURN MONEY TO OVERTAXED RESIDENTS
- SAFETY BASED TRAFFIC MANAGEMENT
- SAVE(DON'T SPEND IT ALL!)
- SCHOOL INFRASTRUCTURE/BEAUTIFICATION SCHOOLS ARE SO OLD/UGLY. EVEN THE THORSTON STREET SIGN IS PAST ITS LIFE
- SCHOOL SAFETY
- SCHOOLS
- SCHOOLS K-12
- SCHOOLS SAFETY
- SEE #2
- SEE ABOVE
- SEE ABOVE PUBLIC TRANSPORTATION AND DRIVING ENFORCEMENT
- SENIOR CENTER
- SENIOR SNOW REMOVAL ASSISTANCE
- SKATING PARK
- SMART INFRASTRUCTURE
- SMART TRAFFIC LIGHTS AND CONTROL
- SMART TRAFFIC LIGHTS/INFRASTRUCTURE
- SNOW REMOVAL TECHNOLOGY
- STICK WITH WHAT VOTERS APPROVED PLEASE
- STREET REPAIR
- STRICT HUMANE ANIMAL LAWS-ENFORCED
- SUSTAINABLE ENERGY
- THE 2017 RESILUTION COMMITTED THIS REVENUE TO 40% CLIMATE ACTION, 40% AFFORDABLE HOUSING AND 20% PEDESTRIAN SAFETY. THAT SHOULD BE HONORED
- THE MILLAGE IS FOR MENTAL HEALTH SO FUNDS SHOULD BE USED FOR THAT PURPOSE
- THE STUDY OF THE EFFECTS OF ABORTION ON WOMENS MENTAL HEALTH

- THE TREELINE-ALLEN CREEK URBAN TRAIL
- THERMAL WATER/SAUNA COMPLEX/IMPROVED REC CENTER
- THIS SURVEY IS INAPROPRIATE FOR THE REVENUE SOURCE
- TRAFFIC LIGHT MODERNIZATION
- TREATMENT ALTERNATIVES TO INCARCERATION FOR OFFENDERS WITH SUBSTANCE ABUSE OR MENTAL HEALTH ISSUES!
- TREELINE, GREENBELT PROJECTS, PARKS
- U OF M BUYING TOO MUCH, TAKING AWAY FROM OUR TAXES, TOWN HAS BECOME ONLY FOR THE ELITE-MIDDLE CLASS DISAPPEARING
- UNEXPECTED
- UPDATE FIRE FIGHTING, EQUIP. AND ADD PERSONNEL
- USE FOR WHAT WE VOTED FOR! PUBLIC SAFETY MENTAL HEALTH!
- VOTERS VOTED FOR FUNDS FOR MENTAL HEALTH AND LAW ENFORCEMENT AND AS MUCH AS I SUPPORT THESE OTHER ISSUES IT WOULD BE DISINGENUOUS TO SPEND THE MILLAGE ON OTHER NEEDS. THAT SAID, I CAN SEE HOW THESE OTHER CATEGORIES APPLY TO BOTH IN SOME WAY
- WOULDN'T FUNDS EARMARKED FROM THESE ORGANIZATIONS HAVE TO BE SPENT ON MENTAL HEALTH AND PUBLIC SAFETY
- YOU HAVE 8 EQUALLY IMPORTANT ISSUES #5 DEALS WITH THE VERY CONFUSING PEDESTRIAN RIGHTS-EASY TO FIX
- YOU MUST BE MORE SPECIFIC THIS IS VAGUE. REMOVE BIKE PATHS ON ROAD, DANGEROUS AND HOGS UP TRAFFIC, ELEMIMATE PEDESTRIAN RIGHT OF WAYS

## Appendix C: Survey Responses by Respondent Characteristics

The following pages contain breakdowns of the responses to Questions #1 and #3 by demographic subgroups. Where differences between subgroups are statistically significant ( $p < 0.05$ ), they are shaded grey.

**Table 13: Question #1 Importance of Issues by Sex and Age of Respondent**

<b>How important, if at all, do you believe it is to for the City of Ann Arbor to address each of the following issues: Percent rating as essential or very important</b>	<b>Female</b>	<b>Male</b>	<b>18-34 years old</b>	<b>35-54 years old</b>	<b>55+ years old</b>	<b>Overall</b>
Access to mental health services and treatment	81%	61%	73%	68%	70%	71%
Availability of affordable housing	72%	55%	70%	52%	63%	63%
Climate change	64%	49%	63%	50%	51%	56%
Pedestrian safety	70%	53%	61%	61%	62%	62%
Public safety (safety from crime)	74%	72%	65%	76%	83%	73%
Safe drinking water	93%	89%	87%	94%	95%	92%
Street conditions	80%	81%	77%	79%	88%	81%
Water and sewer infrastructure	77%	84%	75%	85%	88%	81%

**Table 14: Question #1 Importance of Issues  
by Race/Ethnicity of Respondent and Student Status**

<b>How important, if at all, do you believe it is to for the City of Ann Arbor to address each of the following issues: Percent rating as essential or very important</b>	<b>Non-Hispanic White</b>	<b>Other</b>	<b>IS a student</b>	<b>NOT a student</b>	<b>Overall</b>
Access to mental health services and treatment	72%	68%	74%	70%	71%
Availability of affordable housing	66%	61%	79%	60%	63%
Climate change	57%	57%	63%	55%	56%
Pedestrian safety	60%	65%	57%	62%	62%
Public safety (safety from crime)	72%	74%	66%	74%	73%
Safe drinking water	91%	93%	87%	92%	92%
Street conditions	79%	83%	72%	82%	81%
Water and sewer infrastructure	80%	82%	74%	82%	81%

**Table 15: Question #1 Importance of Issues  
by Housing Tenure (Rent or Own) and Type of Housing Unit**

<b>How important, if at all, do you believe it is to for the City of Ann Arbor to address each of the following issues: Percent rating as essential or very important</b>	<b>Rent Housing</b>	<b>Own Housing</b>	<b>Detached SF home</b>	<b>Attached MF home</b>	<b>Overall</b>
Access to mental health services and treatment	76%	65%	67%	75%	71%
Availability of affordable housing	75%	50%	55%	74%	63%
Climate change	60%	52%	53%	61%	56%
Pedestrian safety	61%	61%	60%	63%	62%
Public safety (safety from crime)	70%	75%	72%	74%	73%
Safe drinking water	89%	94%	92%	90%	92%
Street conditions	81%	81%	82%	79%	81%
Water and sewer infrastructure	74%	88%	84%	77%	81%

**Table 16: Question #1 Importance of Issues by Length of Residency**

<b>How important, if at all, do you believe it is to for the City of Ann Arbor to address each of the following issues: Percent rating as essential or very important</b>	<b>LOR &lt;2 years</b>	<b>LOR 2-5 years</b>	<b>LOR 6-10 years</b>	<b>LOR 11-20 years</b>	<b>LOR More than 20 years</b>	<b>Overall</b>
Access to mental health services and treatment	75%	77%	71%	68%	68%	71%
Availability of affordable housing	84%	72%	68%	53%	55%	63%
Climate change	60%	62%	64%	60%	49%	56%
Pedestrian safety	61%	68%	60%	68%	57%	62%
Public safety (safety from crime)	62%	72%	68%	76%	77%	73%
Safe drinking water	88%	85%	93%	94%	94%	92%
Street conditions	71%	86%	80%	80%	82%	81%
Water and sewer infrastructure	72%	75%	79%	85%	86%	81%

**Table 17: Question #1 Importance of Issues by Ward**

<b>How important, if at all, do you believe it is to for the City of Ann Arbor to address each of the following issues: Percent rating as essential or very important</b>	<b>Ward 1</b>	<b>Ward 2</b>	<b>Ward 3</b>	<b>Ward 4</b>	<b>Ward 5</b>	<b>Overall</b>
Access to mental health services and treatment	65%	68%	74%	76%	70%	71%
Availability of affordable housing	64%	53%	63%	67%	67%	63%
Climate change	54%	50%	57%	64%	57%	56%
Pedestrian safety	62%	61%	64%	61%	60%	62%
Public safety (safety from crime)	72%	72%	77%	72%	70%	73%
Safe drinking water	87%	92%	93%	92%	93%	92%
Street conditions	81%	83%	82%	78%	81%	81%
Water and sewer infrastructure	78%	83%	83%	76%	84%	81%

**Table 18: Question #3 Average Dollars Allocated by Sex and Age of Respondent**

<b>If it were up to you, how would you distribute the monies that the City of Ann Arbor will receive from the Washtenaw County Mental Health and Public Safety Millage? Average percent allocated</b>	<b>Female</b>	<b>Male</b>	<b>18-34 years old</b>	<b>35-54 years old</b>	<b>55+ years old</b>	<b>Overall</b>
Provide additional access to community mental health treatment and services	17%	14%	14%	16%	16%	17%
Support for affordable housing to help meet the goals of the Affordable Housing Needs Assessment	13%	13%	18%	12%	13%	13%
Address climate change to meet the goals of the Ann Arbor Climate Action Plan	10%	9%	14%	9%	10%	10%
Fund pedestrian safety projects from the Transportation and Non-Motorized Master Plans	9%	8%	8%	8%	8%	9%
Provide additional public safety funding to the police force	10%	10%	9%	10%	10%	10%
Fund initiatives to ensure safe drinking water to supplement revenues from water rates	14%	16%	14%	15%	15%	14%
Provide additional street resurfacing and repair to supplement the street resurfacing plan	15%	17%	12%	16%	16%	15%
Make improvements to underground water and sewer infrastructure	11%	11%	10%	12%	11%	11%
Other	1%	2%	1%	2%	1%	1%



**Table 19: Question #3 Average Dollars Allocated  
by Race/Ethnicity of Respondent and Student Status**

If it were up to you, how would you distribute the monies that the City of Ann Arbor will receive from the Washtenaw County Mental Health and Public Safety Millage? For each of the categories below, please indicate what percent (in whole numbers) you would give to each. Please make sure your percentages add to 100%. There is space for you to add your own category. Average percent allocated	Non-Hispanic White	Other	IS a student	NOT a student	Overall
Provide additional access to community mental health treatment and services	17%	14%	14%	16%	16%
Support for affordable housing to help meet the goals of the Affordable Housing Needs Assessment	13%	13%	18%	12%	13%
Address climate change to meet the goals of the Ann Arbor Climate Action Plan	10%	9%	14%	9%	10%
Fund pedestrian safety projects from the Transportation and Non-Motorized Master Plans	9%	8%	8%	8%	8%
Provide additional public safety funding to the police force	10%	10%	9%	10%	10%
Fund initiatives to ensure safe drinking water to supplement revenues from water rates	14%	16%	14%	15%	15%
Provide additional street resurfacing and repair to supplement the street resurfacing plan	15%	17%	12%	16%	16%
Make improvements to underground water and sewer infrastructure	11%	11%	10%	12%	11%
Other	1%	2%	1%	2%	1%

**Table 20: Question #3 Average Dollars Allocated  
by Housing Tenure (Rent or Own) and Type of Housing Unit**

<p><b>If it were up to you, how would you distribute the monies that the City of Ann Arbor will receive from the Washtenaw County Mental Health and Public Safety Millage?</b>  <b>For each of the categories below, please indicate what percent (in whole numbers) you would give to each. Please make sure your percentages add to 100%. There is space for you to add your own category.</b>  <b>Average percent allocated</b></p>	<p><b>Rent Housing</b></p>	<p><b>Own Housing</b></p>	<p><b>Detached SF home</b></p>	<p><b>Attached MF home</b></p>	<p><b>Overall</b></p>
Provide additional access to community mental health treatment and services	15%	17%	16%	16%	16%
Support for affordable housing to help meet the goals of the Affordable Housing Needs Assessment	16%	9%	11%	15%	13%
Address climate change to meet the goals of the Ann Arbor Climate Action Plan	12%	8%	9%	11%	10%
Fund pedestrian safety projects from the Transportation and Non-Motorized Master Plans	8%	9%	8%	9%	8%
Provide additional public safety funding to the police force	9%	11%	11%	9%	10%
Fund initiatives to ensure safe drinking water to supplement revenues from water rates	14%	15%	15%	14%	15%
Provide additional street resurfacing and repair to supplement the street resurfacing plan	15%	16%	16%	15%	16%
Make improvements to underground water and sewer infrastructure	10%	13%	12%	10%	11%
Other	1%	2%	2%	1%	1%

**Table 21: Question #3 Average Dollars Allocated by Length of Residency**

<b>If it were up to you, how would you distribute the monies that the City of Ann Arbor will receive from the Washtenaw County Mental Health and Public Safety Millage? For each of the categories below, please indicate what percent (in whole numbers) you would give to each. Please make sure your percentages add to 100%. There is space for you to add your own category. Average percent allocated</b>	<b>LOR &lt;2 years</b>	<b>LOR 2-5 years</b>	<b>LOR 6-10 years</b>	<b>LOR 11-20 years</b>	<b>LOR More than 20 years</b>	<b>Overall</b>
Provide additional access to community mental health treatment and services	15%	16%	14%	18%	17%	16%
Support for affordable housing to help meet the goals of the Affordable Housing Needs Assessment	15%	10%	11%	13%	14%	13%
Address climate change to meet the goals of the Ann Arbor Climate Action Plan	12%	8%	8%	11%	10%	10%
Fund pedestrian safety projects from the Transportation and Non-Motorized Master Plans	8%	9%	8%	8%	8%	8%
Provide additional public safety funding to the police force	11%	11%	10%	9%	10%	10%
Fund initiatives to ensure safe drinking water to supplement revenues from water rates	14%	15%	16%	15%	14%	15%
Provide additional street resurfacing and repair to supplement the street resurfacing plan	14%	18%	19%	15%	14%	16%
Make improvements to underground water and sewer infrastructure	11%	12%	12%	11%	12%	11%
Other	1%	2%	1%	1%	2%	1%

**Table 22: Question #3 Average Dollars Allocated by Ward**

<b>If it were up to you, how would you distribute the monies that the City of Ann Arbor will receive from the Washtenaw County Mental Health and Public Safety Millage? For each of the categories below, please indicate what percent (in whole numbers) you would give to each. Please make sure your percentages add to 100%. There is space for you to add your own category. Average percent allocated</b>	<b>Ward 1</b>	<b>Ward 2</b>	<b>Ward 3</b>	<b>Ward 4</b>	<b>Ward 5</b>	<b>Overall</b>
Provide additional access to community mental health treatment and services	14%	16%	13%	16%	18%	16%
Support for affordable housing to help meet the goals of the Affordable Housing Needs Assessment	14%	9%	12%	12%	13%	12%
Address climate change to meet the goals of the Ann Arbor Climate Action Plan	9%	8%	8%	11%	9%	9%
Fund pedestrian safety projects from the Transportation and Non-Motorized Master Plans	8%	10%	7%	8%	9%	8%
Provide additional public safety funding to the police force	12%	12%	11%	8%	9%	10%
Fund initiatives to ensure safe drinking water to supplement revenues from water rates	14%	15%	15%	16%	14%	15%
Provide additional street resurfacing and repair to supplement the street resurfacing plan	16%	16%	18%	15%	14%	16%
Make improvements to underground water and sewer infrastructure	11%	14%	14%	12%	12%	13%
Other	1%	2%	2%	1%	2%	2%

## Appendix D: Survey Methodology

### Survey Purpose

In November 2017, Washtenaw County voters passed a Mental Health and Public Safety Millage that raised property taxes to support mental health and law enforcement. The distribution of the revenue raised was clearly spelled out:

- 38% (or 38¢ of every \$1 paid in property tax) to the County Sheriff’s Office,
- 38% (38¢ of every \$1 paid) to the County Community Mental Health Department, and
- 24% (24¢ of every \$1 paid) to cities and townships within the County that have their own police force.

For the City of Ann Arbor, the new revenue stream is just over \$2 million annually, or about \$20 million over the 8-year period. There is no restriction on how the city can use the money. As the City Council prepares to expend these funds, they desired to hear how residents would choose to allocate these funds, and commissioned a survey of residents to solicit their opinions.

### Developing the Questionnaire

The questionnaire included two main questions: how important residents felt it was that each of eight different issues were for the City of Ann Arbor to address, and then what percent of the millage monies that would be distributed to the City of Ann Arbor through the Mental Health and Public Safety Millage they would allocate to fund addressing these issues. The eight issues were chosen as those that had been considered most important by residents in a budget priority survey conducted in the fall of 2018 as well as public safety and mental health, as those are the issues to be addressed by the County with the revenue from the millage. The survey was drafted by NRC after review of the Council resolutions related to their recommendation that a survey be conducted. The draft questionnaire was reviewed by a professor from the University of Michigan, and edits made based on that feedback. Once the survey was finalized, two versions of the survey were created. Version “A” included the items in question #1 in alphabetical order, while Version “B” reversed this order. Question #3 in both versions followed the same order of items from Question #1, although the order was not necessarily alphabetical, as descriptions were provided in Question #3 of how the funding would be used to address each issue. However, to try to cut down respondent confusion, the topics in Question #3 were presented in the same order as in Question #1. This was done to mitigate the impact of any potential “order effect,” where survey participants might unconsciously choose to give higher ratings or more import to items that appear at the top of lists (referred to as “recency effect”) or to those at the bottom of lists (referred to as a “latency effect”). Analyses were conducted to see whether such effects were observed, see page 57 for those results. A copy of the questionnaires and other mailing materials can be found in *Appendix E: Survey Materials*.

### Selecting Survey Recipients and Administering the Survey

The target population for the survey was adults who live in the city limits of Ann Arbor. The survey was designed as a mailed survey. The list from which survey recipients will be selected is referred to as a “sampling frame.” A sampling frame is chosen which will provide high

“coverage,” meaning that almost every member of the target population has a chance of being selected.

Because local governments generally do not have inclusive lists of all the residences in the jurisdiction (tax assessor and utility billing databases often omit rental units or multi-family housing units), lists from the United States Postal Service (USPS), based on the Delivery Sequence File (DSF), used by the postal carriers to deliver the mail and updated every three months, usually provide the best representation of all households in a specific geographic location. A list of households within the zip codes serving the city of Ann Arbor was purchased from Go-Dog Direct. They provided a list of addresses that were selected using a systematic selection, a procedure where every Nth item is chosen, a process which closely approximates a random selection. A larger list than needed was sampled, as zip codes generally do not follow municipal boundaries and addresses that were not within city limits would be eliminated. Each of the addresses purchased was geocoded, and identified as being inside or outside city limits, and if in city limits, to one of the five Council Wards. A random selection was made of the remaining addresses to create a final list of 3,500 addresses, with multi-family addresses (identified as those including a unit number) oversampled at a rate of 5:3 compared to single family addresses. This oversampling is done as those who live in multi-family housing tend to respond to surveys at a lower rate than those in single family housing.

An individual within each household was randomly selected to complete the survey using the birthday method. The birthday method selects a person within the household by asking the “person whose birthday has most recently passed” to complete the questionnaire. The underlying assumption in this method is that day of birth has no relationship to the way people respond to surveys. This instruction was contained in the introduction accompanying the questionnaire.

The 3,500 randomly selected households received three mailings beginning in February 2019. The first mailing was a prenotification postcard announcing the upcoming survey. A week after the prenotification postcard was sent the first wave of the survey was sent. The second wave was sent one week after the first. The survey mailings contained a brief introduction providing some background information and inviting the household to participate in the survey. A postage-paid envelope was provided for returning the completed survey.

To ensure that survey results could be compared by Ward, and that the correct version of the survey would be identified in the analysis, a code was printed on the “spine” of the survey that identified the Ward and survey version. No other code was used to identify the address from which the survey came, to ensure anonymity of responses. As two “waves” of the survey were sent to each household, recipients could choose to complete both copies of the survey they received. In NRC’s experience, this is usually rare; when an identifying code has been included on a survey, generally less than 1% of responses are duplicates, and most of those seem to come from different members of the household who may not have been aware that another household member had already completed the survey. However, there was some concern that some recipients might deliberately choose to “stuff the ballot box” and return both surveys.

Thus, a second set of recipients was chosen. For this set of recipients, a unique code was included on the survey. Only NRC has the dataset with this code, and no survey results will be provided where a respondent can be identified. This provided additional surveys for analysis, and

also allowed the calculation of the percent of respondents who may have double-voted. The intent was to choose 2,000 different recipients. However, due to an error on the part of NRC, a repeat first survey mailing was sent to 2,000 of the original survey recipients. Once this error was recognized, a new sample of 2,000 different recipients was chosen, and assigned a different set of codes. A total of 100 surveys were received from this mailing, but were not included in the analyses, as not all 3,500 originally selected households were given three opportunities to participate in the survey. Two waves of the survey were sent to the new sample of 2,000 households.

From the 3,500 original mailings a total of 843 completed surveys were obtained, for a response rate of 24%. From the second mailings to a different set of 2,000 households, 223 completed surveys were obtained. Of these 223 surveys, however, 18 of those received from the reminder mailing had an ID identical to an ID from the initial invitation mailing, about 8% of the total. In examining the demographic responses, it appeared that over half of these were likely completed by a different member of the household, as those who completed the initial survey had a different demographic profile than those who completed the reminder wave. However, all 18 reminder surveys with a duplicate ID were eliminated from the dataset for analysis, leaving a total of 205 completed surveys, for a response rate of 10%. If we assume that similar proportion of the reminder wave surveys from the original mailing to 3,500 households were duplicates (8%), then the adjusted number of unique household responses would likely be about 776 (8% of 843 is 67, so the remaining number would be  $843 - 67 = 776$ ), for an adjusted response rate of 22%. The higher response rate to the original mailing is likely due to the longer data collection period. Completed surveys are still being collected from the second set of recipients.

### *Confidence Intervals*

The 95% confidence interval (or “margin of error”) quantifies the “sampling error” or precision of the estimates made from the survey results. A 95% confidence interval can be calculated for any sample size, and indicates that in 95 of 100 surveys conducted like this one, for a particular item, a result would be found that is within a certain number of percentage points of the result that would be found if everyone in the population of interest was surveyed. The practical difficulties of conducting any resident survey may introduce other sources of error in addition to sampling error. Despite the best efforts to boost participation and ensure potential inclusion of all households, some selected households will decline participation in the survey (referred to as non-response error) and some eligible households may be unintentionally excluded from the sources for the sampling frame (referred to as coverage error). The margin of error for the combined survey results from the original recipients and second set of recipients, with 1,048 respondents, is  $\pm 3.0\%$ . The margin of error for results only from the original recipients, with 843 respondents, is  $\pm 3.4\%$ , and for results only from the second set of recipients, with 205 respondents, is  $\pm 6.8\%$ .

### **Survey Processing (Data Entry)**

Mailed surveys were returned to NRC directly via postage-paid business reply envelopes. Once received, staff assigned a unique identification number to each questionnaire. Additionally, each survey was reviewed and “cleaned” as necessary. For example, a question may have asked a respondent to pick two items out of a list of five, but the respondent checked three; NRC staff would choose randomly two of the three selected items to be coded in the dataset.

Once all surveys were assigned a unique identification number, they were entered into an electronic dataset. This dataset was subject to a data entry protocol of “key and verify,” in which survey data were entered twice into an electronic dataset and then compared. Discrepancies were evaluated against the original survey form and corrected. Range checks as well as other forms of quality control were also performed.

## Analyzing the Results

### *Weighting the Data*

The primary objective of weighting survey data is to make the survey sample reflective of the larger population of the community. This is done by: 1) reviewing the sample demographics and comparing them to the population norms from the most recent Census (in this case, the 5-year estimates from the 2017 American Community Survey conducted by the US Census Bureau) or other sources and 2) comparing the responses to different questions for demographic subgroups. The demographic characteristics that are least similar to the Census data and yield the most different results are the best candidates for data weighting.

Initial weights were calculated using an Iterative Proportional Fitting model via a python raking algorithm plug-in to SPSS. These initial weights were trimmed so that no case was given a weight greater than 5. No adjustments were made for design effects. The sample of original recipients and the sample of second sets recipients were weighted separately. The results of the weighting scheme for each sample are presented in the tables on the following pages. The variables that were used for weighting have been shaded grey.



**Table 23: Weighting Table for Original Recipients**

Characteristic	Population Norm <sup>1</sup>	Unweighted Data	Weighted Data
<b>Housing</b>			
Rent home	55%	31%	52%
Own home	45%	69%	48%
Detached unit	56%	56%	56%
Attached unit	44%	44%	44%
<b>Race and Ethnicity</b>			
White alone, not Hispanic	72%	77%	72%
Hispanic and/or other race	28%	23%	28%
<b>Sex and Age</b>			
Female	51%	56%	51%
Male	49%	44%	49%
18-34 years of age	49%	36%	47%
35-54 years of age	26%	33%	28%
55+ years of age	24%	31%	25%
Females 18-34	24%	19%	23%
Females 35-54	14%	18%	14%
Females 55+	14%	19%	14%
Males 18-34	26%	17%	25%
Males 35-54	13%	14%	13%
Males 55+	11%	12%	11%
<b>Ward</b>			
Ward 1	20%	17%	19%
Ward 2	18%	18%	18%
Ward 3	20%	18%	19%
Ward 4	21%	21%	21%
Ward 5	22%	26%	23%

<sup>1</sup>Source: US Census Bureau 2017 American Community Survey 5-year estimates

**Table 24: Weighting Table for Second Set of Recipients**

Characteristic	Population Norm <sup>1</sup>	Unweighted Data	Weighted Data
<b>Housing</b>			
Rent home	55%	22%	47%
Own home	45%	78%	53%
Detached unit	56%	67%	53%
Attached unit	44%	33%	47%
<b>Race and Ethnicity</b>			
White alone, not Hispanic	72%	79%	73%
Hispanic and/or other race	28%	21%	27%
<b>Sex and Age</b>			
Female	51%	49%	53%
Male	49%	51%	47%
18-34 years of age	49%	30%	46%
35-54 years of age	26%	30%	28%
55+ years of age	24%	40%	27%
Females 18-34	24%	12%	24%
Females 35-54	14%	15%	14%
Females 55+	14%	23%	14%
Males 18-34	26%	18%	22%
Males 35-54	13%	15%	13%
Males 55+	11%	18%	12%
<b>Ward</b>			
Ward 1	20%	15%	14%
Ward 2	18%	19%	20%
Ward 3	20%	20%	21%
Ward 4	21%	21%	22%
Ward 5	22%	25%	23%

<sup>1</sup>Source: US Census Bureau 2017 American Community Survey 5-year estimates

## Statistical Analysis

The electronic dataset was analyzed using the Statistical Package for the Social Sciences (SPSS). For the most part, frequency distributions and average (mean) ratings are presented in the body of the report. A complete set of frequencies for each survey question is presented in *Appendix A: Responses to Survey Questions*. Also included are results by selected respondent characteristics (*Appendix C: Survey Responses by Respondent Characteristics*). Chi-square or ANOVA tests of significance were applied to these breakdowns of selected survey questions. A “p-value” of 0.05 or less indicates that there is less than a 5% probability that differences observed between groups are due to chance; or in other words, a greater than 95% probability that the differences observed in the selected categories of the sample represent “real” differences among those populations. Where differences between subgroups are statistically significant, they have been marked with grey shading in this appendix.

### Examining the Impact of Order of Items on the Survey on Responses

As mentioned earlier, once the questionnaire was finalized, two versions of the survey were created. Version “A” included the items in question #1 in alphabetical order, while Version “B” reversed this order. Question #3 in both versions followed the same order of items from Question #1, although the order was not necessarily alphabetical, as descriptions were provided in Question #3 of how the funding would be used to address each issue. However, to try to cut down respondent confusion, the topics in Question #3 were presented in the same order as in Question #1.

As can be seen in Table 25 below, the order of the items did not seem to have a large impact on how respondents rated the importance of each of the items, although differences in the proportion who rated each as essential or very important by version of the survey was statistically significant for three items. However, the differences for the topmost/bottommost items were not statistically significant, while the second from the top or second from the bottom were. The item second from the top was more likely to be considered important than when it was second from the bottom. However, for both versions of the survey, the three highest rated items were those at the bottom of the list for version A but the top of the list for version B.

**Table 25: Question #1 Importance of Issues by Version of Survey**

<b>How important, if at all, do you believe it is to for the City of Ann Arbor to address each of the following issues: Percent rating as essential or very important</b>	<b>Version A</b>	<b>Version B</b>	<b>Overall</b>
Access to mental health services and treatment	71%	70%	71%
Availability of affordable housing	66%	60%	63%
Climate change	56%	57%	56%
Pedestrian safety	58%	65%	62%
Public safety (safety from crime)	72%	73%	73%
Safe drinking water	92%	92%	92%
Street conditions	77%	84%	81%
Water and sewer infrastructure	81%	81%	81%

There did seem to be some impact of the order on the amount that respondents allocated to each funding category in Question #3. In general, those items at the top of the list tended to receive a greater allocation, although water and sewer infrastructure, which was at the bottom of the list in the version A survey and at the very top for version B did not receive the lowest apportionment by version A respondents nor the highest amount version B respondents.

The random assignment of survey recipients to each version of the survey helps to mitigate the impact of this “recency effect” (a tendency to give more priority to items at the top of the list).

**Table 26: Question #3 Average Dollars Allocated by Version of Survey**

If it were up to you, how would you distribute the monies that the City of Ann Arbor will receive from the Washtenaw County Mental Health and Public Safety Millage? For each of the categories below, please indicate what percent (in whole numbers) you would give to each. Please make sure your percentages add to 100%. There is space for you to add your own category. Average percent allocated	Version A	Version B	Overall
Provide additional access to community mental health treatment and services	18%	14%	16%
Support for affordable housing to help meet the goals of the Affordable Housing Needs Assessment	14%	11%	13%
Address climate change to meet the goals of the Ann Arbor Climate Action Plan	11%	9%	10%
Fund pedestrian safety projects from the Transportation and Non-Motorized Master Plans	9%	8%	8%
Provide additional public safety funding to the police force	11%	9%	10%
Fund initiatives to ensure safe drinking water to supplement revenues from water rates	13%	16%	15%
Provide additional street resurfacing and repair to supplement the street resurfacing plan	13%	18%	16%
Make improvements to underground water and sewer infrastructure	10%	12%	11%
Other	1%	2%	1%

## Appendix E: Survey Materials

The following pages contain a copy of the postcards, cover letters and survey questionnaire.

## Help shape our future! What are your priorities?

**We want to hear from you!** Your household has been selected at random to participate in a survey about spending priorities for the City of Ann Arbor.

The survey will arrive in a few days. It is short and will only take a few minutes to complete.

Please watch for the survey.

Thank you in advance for your thoughtful participation!

## Help shape our future! What are your priorities?

**We want to hear from you!** Your household has been selected at random to participate in a survey about spending priorities for the City of Ann Arbor.

The survey will arrive in a few days. It is short and will only take a few minutes to complete.

Please watch for the survey.

Thank you in advance for your thoughtful participation!

## Help shape our future! What are your priorities?

**We want to hear from you!** Your household has been selected at random to participate in a survey about spending priorities for the City of Ann Arbor.

The survey will arrive in a few days. It is short and will only take a few minutes to complete.

Please watch for the survey.

Thank you in advance for your thoughtful participation!

## Help shape our future! What are your priorities?

**We want to hear from you!** Your household has been selected at random to participate in a survey about spending priorities for the City of Ann Arbor.

The survey will arrive in a few days. It is short and will only take a few minutes to complete.

Please watch for the survey.

Thank you in advance for your thoughtful participation!



City of Ann Arbor  
301 E. Huron St.  
P.O. Box 8647  
Ann Arbor, MI 48107-8647

Presorted  
First Class Mail  
US Postage  
PAID  
Boulder, CO  
Permit NO. 94



City of Ann Arbor  
301 E. Huron St.  
P.O. Box 8647  
Ann Arbor, MI 48107-8647

Presorted  
First Class Mail  
US Postage  
PAID  
Boulder, CO  
Permit NO. 94



City of Ann Arbor  
301 E. Huron St.  
P.O. Box 8647  
Ann Arbor, MI 48107-8647

Presorted  
First Class Mail  
US Postage  
PAID  
Boulder, CO  
Permit NO. 94



City of Ann Arbor  
301 E. Huron St.  
P.O. Box 8647  
Ann Arbor, MI 48107-8647

Presorted  
First Class Mail  
US Postage  
PAID  
Boulder, CO  
Permit NO. 94



# CITY OF ANN ARBOR, MICHIGAN

301 E. Huron St., P.O. Box 8647 • Ann Arbor, Michigan 48107-8647

[www.a2gov.org](http://www.a2gov.org)

[www.a2gov.org/subscribe](http://www.a2gov.org/subscribe) • [www.facebook.com/thecityofannarbor](https://www.facebook.com/thecityofannarbor) • [www.twitter.com/a2gov](https://www.twitter.com/a2gov)

## Help shape our future! What are your priorities?

**We want to hear from you!** Your household has been selected at random to participate in a survey about spending priorities for the City of Ann Arbor.

In order to hear from a diverse group of residents, the adult 18 years or older in your household who most recently had a birthday (regardless of year of birth) should be the one to complete this survey. Please have that person read the background information below and complete the survey.

Your responses will remain completely anonymous. **The survey can be returned in the postage-paid envelope provided to the independent research organization conducting this survey on behalf of the City of Ann Arbor by February 22, 2019.**

If you have questions, please email [feedback@a2.gov](mailto:feedback@a2.gov). Thank you in advance for your thoughtful participation in this survey!

### Ann Arbor Community Spending Priorities Survey

**Background:** In November 2017, Washtenaw County voters passed a Mental Health and Public Safety Millage that raised property taxes to support mental health and law enforcement. The distribution of the revenue raised was clearly spelled out:

- 38% (or 38¢ of every \$1 paid in property tax) to the County Sheriff’s Office,
- 38% (38¢ of every \$1 paid) to the County Community Mental Health Department, and
- 24% (24¢ of every \$1 paid) to cities and townships within the County that have their own police force.

For the City of Ann Arbor, the new revenue stream is just over \$2 million annually, or about \$20 million over the 8-year period.

There is no restriction on how the city can use the money. As the City Council prepares to expend these funds, they would like to know how you would spend this new money.

**1. How important, if at all, do you believe it is to for the City of Ann Arbor to address each of the following issues:**

	<u>Essential</u>	<u>Very Important</u>	<u>Somewhat Important</u>	<u>Not at all Important</u>
Access to mental health services and treatment.....	<input type="checkbox"/>	<input type="checkbox"/>	<input type="checkbox"/>	<input type="checkbox"/>
Availability of affordable housing.....	<input type="checkbox"/>	<input type="checkbox"/>	<input type="checkbox"/>	<input type="checkbox"/>
Climate change .....	<input type="checkbox"/>	<input type="checkbox"/>	<input type="checkbox"/>	<input type="checkbox"/>
Pedestrian safety .....	<input type="checkbox"/>	<input type="checkbox"/>	<input type="checkbox"/>	<input type="checkbox"/>
Public safety (safety from crime).....	<input type="checkbox"/>	<input type="checkbox"/>	<input type="checkbox"/>	<input type="checkbox"/>
Safe drinking water .....	<input type="checkbox"/>	<input type="checkbox"/>	<input type="checkbox"/>	<input type="checkbox"/>
Street conditions.....	<input type="checkbox"/>	<input type="checkbox"/>	<input type="checkbox"/>	<input type="checkbox"/>
Water and sewer infrastructure .....	<input type="checkbox"/>	<input type="checkbox"/>	<input type="checkbox"/>	<input type="checkbox"/>

(Please turn over)



**2. Are there any other issues you think are essential or very important for the City of Ann Arbor to address?**

---

---

**3. If it were up to you, how would you distribute the monies that the City of Ann Arbor will receive from the Washtenaw County Mental Health and Public Safety Millage?** For each of the categories below, please indicate what percent (in whole numbers) you would give to each. Please make sure your percentages add to 100%. There is space for you to add your own category.

- \_\_\_\_\_ % Provide additional access to **community mental health treatment and services** through County Mental Health, nonprofits and other organizations (the amount the City of Ann Arbor would give to County Mental Health would supplement the funds the Mental Health Department would already be receiving through the millage)
- \_\_\_\_\_ % Support for **affordable housing** to help meet the goals of the Affordable Housing Needs Assessment, including Broadway Apartments and Swift Housing Project, as well as creating a fund to provide for sustainable infrastructure for future projects.
- \_\_\_\_\_ % Address **climate change** to meet the goals of the Ann Arbor Climate Action Plan, including (but not limited to) funding *EnergySmart Ann Arbor* and *Charge Up Ann Arbor!* programs.
- \_\_\_\_\_ % Fund **pedestrian safety** projects from the Transportation and Non-Motorized Master Plans, such as filling sidewalk gaps, installing pedestrian-activated signals, constructing protected or buffered bicycle facilities.
- \_\_\_\_\_ % Provide additional **public safety** funding to the police force for operations, enforcement and community engagement.
- \_\_\_\_\_ % Fund initiatives to ensure **safe drinking water** to supplement revenues from water rates.
- \_\_\_\_\_ % Provide additional **street resurfacing and repair** to supplement the street resurfacing plan.
- \_\_\_\_\_ % Make improvements to underground **water and sewer infrastructure**.
- \_\_\_\_\_ % Other: \_\_\_\_\_

---

---

**100 % TOTAL**

**About You and Your Household**

These last few questions are about you and your household. Answers to these questions help us determine how representative the survey results are of the Ann Arbor population and allow us to understand the priorities of different subgroups within Ann Arbor. Your responses are anonymous, and results will be reported in group form only.

**4. How many years have you lived in Ann Arbor?**

- Less than 2 years
- 2-5 years
- 6-10 years
- 11-20 years
- More than 20 years

**5. Which best describes the building you live in?**

- One family house detached from any other houses
- Building with two or more homes (duplex, townhome, apartment or condominium)
- Mobile home
- Other

**6. Is this house, apartment or mobile home...**

- Rented                       Owned

**7. Are you a student (college, university or high school)?**

- Yes                               No

**8. Which of the following describes your age?**

- 18 - 24                       55 - 64
- 25 - 34                       65 - 74
- 35 - 44                       75 - 84
- 45 - 54                       age 85 or over

**9. What is your gender?**

- Female     Male     Identify another way

**10. What is your race/ethnicity?**

**(Please check all that apply.)**

- American Indian or Alaskan native
- Asian or Pacific Islander
- Black or African American
- Hispanic/Latino/Spanish
- White/Caucasian
- Other \_\_\_\_\_

Thank you! We appreciate your responses! Please return the survey in the enclosed postage paid envelope to:  
National Research Center, Inc.; 2955 Valmont Road, Suite 300; Boulder, CO 80301



# CITY OF ANN ARBOR, MICHIGAN

301 E. Huron St., P.O. Box 8647 • Ann Arbor, Michigan 48107-8647

[www.a2gov.org](http://www.a2gov.org)

[www.a2gov.org/subscribe](http://www.a2gov.org/subscribe) • [www.facebook.com/thecityofannarbor](https://www.facebook.com/thecityofannarbor) • [www.twitter.com/a2gov](https://www.twitter.com/a2gov)

## Help shape our future! What are your priorities?

**We want to hear from you!** Your household has been selected at random to participate in a survey about spending priorities for the City of Ann Arbor.

In order to hear from a diverse group of residents, the adult 18 years or older in your household who most recently had a birthday (regardless of year of birth) should be the one to complete this survey. Please have that person read the background information below and complete the survey.

Your responses will remain completely anonymous. **The survey can be returned in the postage-paid envelope provided to the independent research organization conducting this survey on behalf of the City of Ann Arbor by February 22, 2019.**

If you have questions, please email [feedback@a2.gov](mailto:feedback@a2.gov). Thank you in advance for your thoughtful participation in this survey!

### Ann Arbor Community Spending Priorities Survey

**Background:** In November 2017, Washtenaw County voters passed a Mental Health and Public Safety Millage that raised property taxes to support mental health and law enforcement. The distribution of the revenue raised was clearly spelled out:

- 38% (or 38¢ of every \$1 paid in property tax) to the County Sheriff’s Office,
- 38% (38¢ of every \$1 paid) to the County Community Mental Health Department, and
- 24% (24¢ of every \$1 paid) to cities and townships within the County that have their own police force.

For the City of Ann Arbor, the new revenue stream is just over \$2 million annually, or about \$20 million over the 8-year period.

There is no restriction on how the city can use the money. As the City Council prepares to expend these funds, they would like to know how you would spend this new money.

**1. How important, if at all, do you believe it is to for the City of Ann Arbor to address each of the following issues:**

	<u>Essential</u>	<u>Very Important</u>	<u>Somewhat Important</u>	<u>Not at all Important</u>
Water and sewer infrastructure.....	<input type="checkbox"/>	<input type="checkbox"/>	<input type="checkbox"/>	<input type="checkbox"/>
Street conditions.....	<input type="checkbox"/>	<input type="checkbox"/>	<input type="checkbox"/>	<input type="checkbox"/>
Safe drinking water .....	<input type="checkbox"/>	<input type="checkbox"/>	<input type="checkbox"/>	<input type="checkbox"/>
Public safety (safety from crime).....	<input type="checkbox"/>	<input type="checkbox"/>	<input type="checkbox"/>	<input type="checkbox"/>
Pedestrian safety .....	<input type="checkbox"/>	<input type="checkbox"/>	<input type="checkbox"/>	<input type="checkbox"/>
Climate change .....	<input type="checkbox"/>	<input type="checkbox"/>	<input type="checkbox"/>	<input type="checkbox"/>
Availability of affordable housing.....	<input type="checkbox"/>	<input type="checkbox"/>	<input type="checkbox"/>	<input type="checkbox"/>
Access to mental health services and treatment.....	<input type="checkbox"/>	<input type="checkbox"/>	<input type="checkbox"/>	<input type="checkbox"/>

(Please turn over)

**2. Are there any other issues you think are essential or very important for the City of Ann Arbor to address?**

---

---

**3. If it were up to you, how would you distribute the monies that the City of Ann Arbor will receive from the Washtenaw County Mental Health and Public Safety Millage?** For each of the categories below, please indicate what percent (in whole numbers) you would give to each. Please make sure your percentages add to 100%. There is space for you to add your own category.

- \_\_\_\_\_ % Make improvements to underground **water and sewer infrastructure**.
- \_\_\_\_\_ % Provide additional **street resurfacing and repair** to supplement the street resurfacing plan.
- \_\_\_\_\_ % Fund initiatives to ensure **safe drinking water** to supplement revenues from water rates.
- \_\_\_\_\_ % Provide additional **public safety** funding to the police force for operations, enforcement and community engagement.
- \_\_\_\_\_ % Fund **pedestrian safety** projects from the Transportation and Non-Motorized Master Plans, such as filling sidewalk gaps, installing pedestrian-activated signals, constructing protected or buffered bicycle facilities.
- \_\_\_\_\_ % Address **climate change** to meet the goals of the Ann Arbor Climate Action Plan, including (but not limited to) funding *EnergySmart Ann Arbor* and *Charge Up Ann Arbor!* programs.
- \_\_\_\_\_ % Support for **affordable housing** to help meet the goals of the Affordable Housing Needs Assessment, including Broadway Apartments and Swift Housing Project, as well as creating a fund to provide for sustainable infrastructure for future projects.
- \_\_\_\_\_ % Provide additional access to **community mental health treatment and services** through County Mental Health, nonprofits and other organizations (the amount the City of Ann Arbor would give to County Mental Health would supplement the funds the Mental Health Department would already be receiving through the millage)
- \_\_\_\_\_ % Other: \_\_\_\_\_

---

---

**100 % TOTAL**

**About You and Your Household**

These last few questions are about you and your household. Answers to these questions help us determine how representative the survey results are of the Ann Arbor population and allow us to understand the priorities of different subgroups within Ann Arbor. Your responses are anonymous, and results will be reported in group form only.

- 4. How many years have you lived in Ann Arbor?**
- Less than 2 years
  - 2-5 years
  - 6-10 years
  - 11-20 years
  - More than 20 years
- 5. Which best describes the building you live in?**
- One family house detached from any other houses
  - Building with two or more homes (duplex, townhome, apartment or condominium)
  - Mobile home
  - Other
- 6. Is this house, apartment or mobile home...**
- Rented                       Owned
- 7. Are you a student (college, university or high school)?**
- Yes                               No

- 8. Which of the following describes your age?**
- 18 - 24                       55 - 64
  - 25 - 34                       65 - 74
  - 35 - 44                       75 - 84
  - 45 - 54                       age 85 or over
- 9. What is your gender?**
- Female     Male     Identify another way
- 10. What is your race/ethnicity?**  
**(Please check all that apply.)**
- American Indian or Alaskan native
  - Asian or Pacific Islander
  - Black or African American
  - Hispanic/Latino/Spanish
  - White/Caucasian
  - Other \_\_\_\_\_

Thank you! We appreciate your responses! Please return the survey in the enclosed postage paid envelope to:  
National Research Center, Inc.; 2955 Valmont Road, Suite 300; Boulder, CO 80301



# CITY OF ANN ARBOR, MICHIGAN

301 E. Huron St., P.O. Box 8647 • Ann Arbor, Michigan 48107-8647

[www.a2gov.org](http://www.a2gov.org)

[www.a2gov.org/subscribe](http://www.a2gov.org/subscribe) • [www.facebook.com/thecityofannarbor](https://www.facebook.com/thecityofannarbor) • [www.twitter.com/a2gov](https://www.twitter.com/a2gov)

## Help shape our future! What are your priorities?

About one week ago you received this survey that asks for your opinions about spending priorities for the City of Ann Arbor. If you have already completed and returned the survey, thank you! Please do not complete the survey a second time. But, if you have not yet had a chance to get to the survey, **we want to hear from you!** Your household has been selected at random to participate in a survey about spending priorities for the City of Ann Arbor.

In order to hear from a diverse group of residents, the adult 18 years or older in your household who most recently had a birthday (regardless of year of birth) should be the one to complete this survey. Please have that person read the background information below and complete the survey.

Your responses will remain completely anonymous. **The survey can be returned in the postage-paid envelope provided to the independent research organization conducting this survey on behalf of the City of Ann Arbor by February 22, 2019.**

If you have questions, please email [feedback@a2.gov](mailto:feedback@a2.gov). Thank you in advance for your thoughtful participation in this survey!

### Ann Arbor Community Spending Priorities Survey

**Background:** In November 2017, Washtenaw County voters passed a Mental Health and Public Safety Millage that raised property taxes to support mental health and law enforcement. The distribution of the revenue raised was clearly spelled out:

- 38% (or 38¢ of every \$1 paid in property tax) to the County Sheriff's Office,
- 38% (38¢ of every \$1 paid) to the County Community Mental Health Department, and
- 24% (24¢ of every \$1 paid) to cities and townships within the County that have their own police force.

For the City of Ann Arbor, the new revenue stream is just over \$2 million annually, or about \$20 million over the 8-year period.

There is no restriction on how the city can use the money. As the City Council prepares to expend these funds, they would like to know how you would spend this new money.

**1. How important, if at all, do you believe it is to for the City of Ann Arbor to address each of the following issues:**

	<b>Essential</b>	<b>Very Important</b>	<b>Somewhat Important</b>	<b>Not at all Important</b>
Access to mental health services and treatment.....	<input type="checkbox"/>	<input type="checkbox"/>	<input type="checkbox"/>	<input type="checkbox"/>
Availability of affordable housing.....	<input type="checkbox"/>	<input type="checkbox"/>	<input type="checkbox"/>	<input type="checkbox"/>
Climate change .....	<input type="checkbox"/>	<input type="checkbox"/>	<input type="checkbox"/>	<input type="checkbox"/>
Pedestrian safety .....	<input type="checkbox"/>	<input type="checkbox"/>	<input type="checkbox"/>	<input type="checkbox"/>
Public safety (safety from crime).....	<input type="checkbox"/>	<input type="checkbox"/>	<input type="checkbox"/>	<input type="checkbox"/>
Safe drinking water .....	<input type="checkbox"/>	<input type="checkbox"/>	<input type="checkbox"/>	<input type="checkbox"/>
Street conditions.....	<input type="checkbox"/>	<input type="checkbox"/>	<input type="checkbox"/>	<input type="checkbox"/>
Water and sewer infrastructure.....	<input type="checkbox"/>	<input type="checkbox"/>	<input type="checkbox"/>	<input type="checkbox"/>

(Please turn over)

**2. Are there any other issues you think are essential or very important for the City of Ann Arbor to address?**

---

---

**3. If it were up to you, how would you distribute the monies that the City of Ann Arbor will receive from the Washtenaw County Mental Health and Public Safety Millage?** For each of the categories below, please indicate what percent (in whole numbers) you would give to each. Please make sure your percentages add to 100%. There is space for you to add your own category.

- \_\_\_\_\_ % Provide additional access to **community mental health treatment and services** through County Mental Health, nonprofits and other organizations (the amount the City of Ann Arbor would give to County Mental Health would supplement the funds the Mental Health Department would already be receiving through the millage)
- \_\_\_\_\_ % Support for **affordable housing** to help meet the goals of the Affordable Housing Needs Assessment, including Broadway Apartments and Swift Housing Project, as well as creating a fund to provide for sustainable infrastructure for future projects.
- \_\_\_\_\_ % Address **climate change** to meet the goals of the Ann Arbor Climate Action Plan, including (but not limited to) funding *EnergySmart Ann Arbor* and *Charge Up Ann Arbor!* programs.
- \_\_\_\_\_ % Fund **pedestrian safety** projects from the Transportation and Non-Motorized Master Plans, such as filling sidewalk gaps, installing pedestrian-activated signals, constructing protected or buffered bicycle facilities.
- \_\_\_\_\_ % Provide additional **public safety** funding to the police force for operations, enforcement and community engagement.
- \_\_\_\_\_ % Fund initiatives to ensure **safe drinking water** to supplement revenues from water rates.
- \_\_\_\_\_ % Provide additional **street resurfacing and repair** to supplement the street resurfacing plan.
- \_\_\_\_\_ % Make improvements to underground **water and sewer infrastructure**.
- \_\_\_\_\_ % Other: \_\_\_\_\_

---

---

**100 % TOTAL**

**About You and Your Household**

These last few questions are about you and your household. Answers to these questions help us determine how representative the survey results are of the Ann Arbor population and allow us to understand the priorities of different subgroups within Ann Arbor. Your responses are anonymous, and results will be reported in group form only.

- 4. How many years have you lived in Ann Arbor?**
- Less than 2 years
  - 2-5 years
  - 6-10 years
  - 11-20 years
  - More than 20 years
- 5. Which best describes the building you live in?**
- One family house detached from any other houses
  - Building with two or more homes (duplex, townhome, apartment or condominium)
  - Mobile home
  - Other
- 6. Is this house, apartment or mobile home...**
- Rented                       Owned
- 7. Are you a student (college, university or high school)?**
- Yes                               No

- 8. Which of the following describes your age?**
- 18 - 24                       55 - 64
  - 25 - 34                       65 - 74
  - 35 - 44                       75 - 84
  - 45 - 54                       age 85 or over
- 9. What is your gender?**
- Female     Male     Identify another way
- 10. What is your race/ethnicity?**  
**(Please check all that apply.)**
- American Indian or Alaskan native
  - Asian or Pacific Islander
  - Black or African American
  - Hispanic/Latino/Spanish
  - White/Caucasian
  - Other \_\_\_\_\_

Thank you! We appreciate your responses! Please return the survey in the enclosed postage paid envelope to:  
National Research Center, Inc.; 2955 Valmont Road, Suite 300; Boulder, CO 80301



# CITY OF ANN ARBOR, MICHIGAN

301 E. Huron St., P.O. Box 8647 • Ann Arbor, Michigan 48107-8647

www.a2gov.org

www.a2gov.org/subscribe • www.facebook.com/thecityofannarbor • www.twitter.com/a2gov

## Help shape our future! What are your priorities?

About one week ago you received this survey that asks for your opinions about spending priorities for the City of Ann Arbor. If you have already completed and returned the survey, thank you! Please do not complete the survey a second time. But, if you have not yet had a chance to get to the survey, **we want to hear from you!** Your household has been selected at random to participate in a survey about spending priorities for the City of Ann Arbor.

In order to hear from a diverse group of residents, the adult 18 years or older in your household who most recently had a birthday (regardless of year of birth) should be the one to complete this survey. Please have that person read the background information below and complete the survey.

Your responses will remain completely anonymous. **The survey can be returned in the postage-paid envelope provided to the independent research organization conducting this survey on behalf of the City of Ann Arbor by February 22, 2019.**

If you have questions, please email [feedback@a2.gov](mailto:feedback@a2.gov). Thank you in advance for your thoughtful participation in this survey!

### Ann Arbor Community Spending Priorities Survey

**Background:** In November 2017, Washtenaw County voters passed a Mental Health and Public Safety Millage that raised property taxes to support mental health and law enforcement. The distribution of the revenue raised was clearly spelled out:

- 38% (or 38¢ of every \$1 paid in property tax) to the County Sheriff’s Office,
- 38% (38¢ of every \$1 paid) to the County Community Mental Health Department, and
- 24% (24¢ of every \$1 paid) to cities and townships within the County that have their own police force.

For the City of Ann Arbor, the new revenue stream is just over \$2 million annually, or about \$20 million over the 8-year period.

There is no restriction on how the city can use the money. As the City Council prepares to expend these funds, they would like to know how you would spend this new money.

**1. How important, if at all, do you believe it is to for the City of Ann Arbor to address each of the following issues:**

	<b>Essential</b>	<b>Very Important</b>	<b>Somewhat Important</b>	<b>Not at all Important</b>
Water and sewer infrastructure .....	<input type="checkbox"/>	<input type="checkbox"/>	<input type="checkbox"/>	<input type="checkbox"/>
Street conditions.....	<input type="checkbox"/>	<input type="checkbox"/>	<input type="checkbox"/>	<input type="checkbox"/>
Safe drinking water .....	<input type="checkbox"/>	<input type="checkbox"/>	<input type="checkbox"/>	<input type="checkbox"/>
Public safety (safety from crime) .....	<input type="checkbox"/>	<input type="checkbox"/>	<input type="checkbox"/>	<input type="checkbox"/>
Pedestrian safety .....	<input type="checkbox"/>	<input type="checkbox"/>	<input type="checkbox"/>	<input type="checkbox"/>
Climate change .....	<input type="checkbox"/>	<input type="checkbox"/>	<input type="checkbox"/>	<input type="checkbox"/>
Availability of affordable housing.....	<input type="checkbox"/>	<input type="checkbox"/>	<input type="checkbox"/>	<input type="checkbox"/>
Access to mental health services and treatment.....	<input type="checkbox"/>	<input type="checkbox"/>	<input type="checkbox"/>	<input type="checkbox"/>

(Please turn over)

**2. Are there any other issues you think are essential or very important for the City of Ann Arbor to address?**

---

---

**3. If it were up to you, how would you distribute the monies that the City of Ann Arbor will receive from the Washtenaw County Mental Health and Public Safety Millage?** For each of the categories below, please indicate what percent (in whole numbers) you would give to each. Please make sure your percentages add to 100%. There is space for you to add your own category.

- \_\_\_\_\_ % Make improvements to underground **water and sewer infrastructure**.
- \_\_\_\_\_ % Provide additional **street resurfacing and repair** to supplement the street resurfacing plan.
- \_\_\_\_\_ % Fund initiatives to ensure **safe drinking water** to supplement revenues from water rates.
- \_\_\_\_\_ % Provide additional **public safety** funding to the police force for operations, enforcement and community engagement.
- \_\_\_\_\_ % Fund **pedestrian safety** projects from the Transportation and Non-Motorized Master Plans, such as filling sidewalk gaps, installing pedestrian-activated signals, constructing protected or buffered bicycle facilities.
- \_\_\_\_\_ % Address **climate change** to meet the goals of the Ann Arbor Climate Action Plan, including (but not limited to) funding *EnergySmart Ann Arbor* and *Charge Up Ann Arbor!* programs.
- \_\_\_\_\_ % Support for **affordable housing** to help meet the goals of the Affordable Housing Needs Assessment, including Broadway Apartments and Swift Housing Project, as well as creating a fund to provide for sustainable infrastructure for future projects.
- \_\_\_\_\_ % Provide additional access to **community mental health treatment and services** through County Mental Health, nonprofits and other organizations (the amount the City of Ann Arbor would give to County Mental Health would supplement the funds the Mental Health Department would already be receiving through the millage)
- \_\_\_\_\_ % Other: \_\_\_\_\_

---

---

**100 % TOTAL**

**About You and Your Household**

These last few questions are about you and your household. Answers to these questions help us determine how representative the survey results are of the Ann Arbor population and allow us to understand the priorities of different subgroups within Ann Arbor. Your responses are anonymous, and results will be reported in group form only.

- 4. How many years have you lived in Ann Arbor?**
- Less than 2 years
  - 2-5 years
  - 6-10 years
  - 11-20 years
  - More than 20 years
- 5. Which best describes the building you live in?**
- One family house detached from any other houses
  - Building with two or more homes (duplex, townhome, apartment or condominium)
  - Mobile home
  - Other
- 6. Is this house, apartment or mobile home...**
- Rented                       Owned
- 7. Are you a student (college, university or high school)?**
- Yes                               No

- 8. Which of the following describes your age?**
- 18 - 24                       55 - 64
  - 25 - 34                       65 - 74
  - 35 - 44                       75 - 84
  - 45 - 54                       age 85 or over
- 9. What is your gender?**
- Female     Male     Identify another way
- 10. What is your race/ethnicity?**  
**(Please check all that apply.)**
- American Indian or Alaskan native
  - Asian or Pacific Islander
  - Black or African American
  - Hispanic/Latino/Spanish
  - White/Caucasian
  - Other \_\_\_\_\_

Thank you! We appreciate your responses! Please return the survey in the enclosed postage paid envelope to:  
National Research Center, Inc.; 2955 Valmont Road, Suite 300; Boulder, CO 80301