

WELCOME!

The Manchester Road Meeting #2 Will Begin Soon.



Please use this time to complete an optional, anonymous demographic questionnaire

Technology Overview – Things to Know

- Attendee video cameras are disabled (we can't see you)
- Attendee screen share is disabled
- All attendees are muted (instructions to unmute will be covered)
- You can leave and rejoin the meeting at any time (unless the meeting is at capacity, or you are removed for inappropriate behavior)
- Multiple opportunities for questions will be provided throughout the presentation
- Presentation and additional materials will be available at a2gov.org/TCManchester

Project Team



Kristy Thullen, EIT (she/her)
Wade Trim
Consultant Engagement
Coordinator
EIT: Licensed Engineer in Training



Lori Pawlik, PE, PTOE (she/her)
Wade Trim
Consultant Traffic Engineer
PE: Professional Engineer
PTOE: Professional Traffic Operations
Engineer



Chris Wall, PE, PTOE (he/him)
Wade Trim
Consultant Client Manager
PE: Professional Engineer
PTOE: Professional Traffic Operations
Engineer

Ann Arbor Support Staff



Andrea Wright (she/her)
City of Ann Arbor
Engineering Analyst
Program Facilitator



Chris Cespedes (he/him)
City of Ann Arbor
Management Assistant



Luke Liu, PE (he/him)
City of Ann Arbor
Transportation Engineer
PE: Professional Engineer



Meeting Agenda

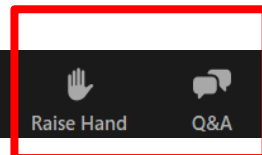
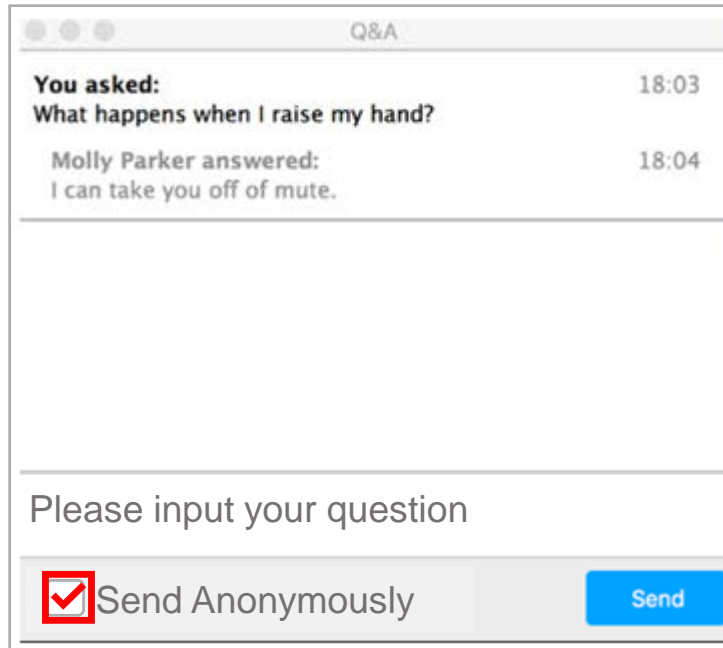
- I. Zoom Technology Overview
- II. Meeting Norms
- III. Traffic Calming Plan Overview
- IV. Traffic Calming Process
 - Device 1: Review, Questions, Feedback
 - Device 2: Review, Questions, Feedback
 - Device 3: Review, Questions, Feedback
- V. Next Steps

Technology Overview – Ask a question/share a comment

Note: When you raise your hand, the host will enable your microphone. The host will disable your microphone after your question.

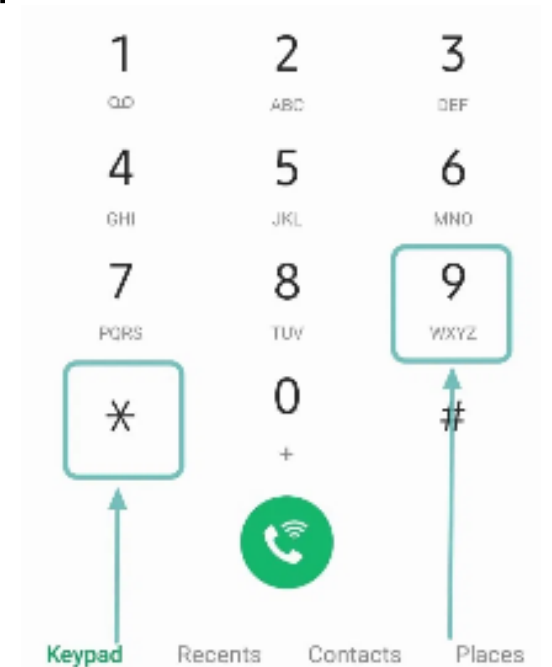
Computer

- Select **Raise Hand** 
 - You will be identified by the name provided when you entered the meeting
 - Select **Lower Hand**  if needed
- **Q&A:**
 - Type your question
 - Check **Send Anonymously** if you do not want your name to be publicly visible with your Question
 - Click **Send**



Phone

- Select *9 to raise your hand
- You will be identified by the last 3 digits of your phone number

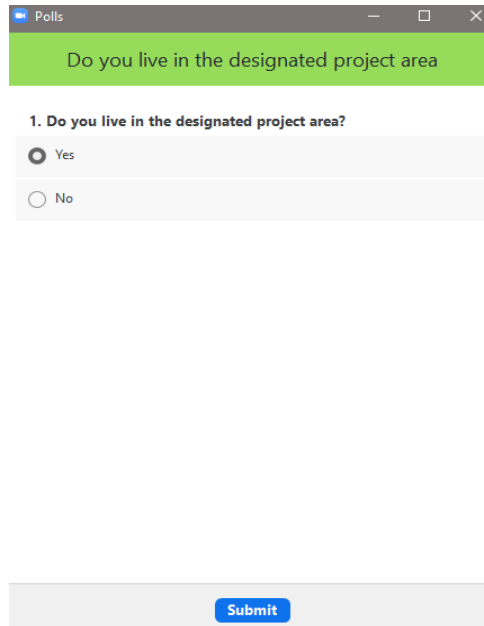


Technology Overview – Polling

Note: When you raise your hand, the host will enable your microphone. The host will disable your microphone after your question.

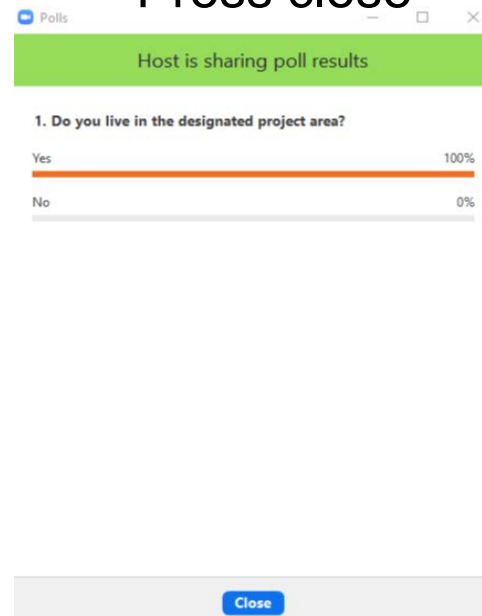
Computer

- During an active poll
 - Click your answer
 - Press submit



The screenshot shows a browser window titled "Polls" with a green header bar containing the question "Do you live in the designated project area?". Below the header, the question is repeated: "1. Do you live in the designated project area?". There are two radio button options: "Yes" (which is selected) and "No". At the bottom of the form is a blue "Submit" button.

- When the poll closes
 - View results
 - Press close



The screenshot shows the same browser window titled "Polls" with a green header bar containing the text "Host is sharing poll results". Below the header, the question is repeated: "1. Do you live in the designated project area?". There are two progress bars: "Yes" with a 100% bar and "No" with a 0% bar. At the bottom of the form is a blue "Close" button.

Phone

- Raise your hand (*9)
- The host will unmute you
- Say your answer to the poll

Note: Phone polling is not anonymous. Everyone in the meeting will be able to hear your response.

Note: Computer polling is anonymous. Your name will not be viewable with your response

Polling

Zoom Meeting Norms

- Start on time . . . end on time.
- Raise your hand to be recognized to talk; there will be one speaker at a time
- Move to a quiet area and silence any background sounds when speaking
- Speak loud and clear so everyone can hear
- Everyone will be provided a chance to speak before a repeat speaker
- Be respectful of other ideas and perspectives – no finger pointing!
- Try to differentiate between I know (facts), and I think (opinions).
- Inappropriate written and/or verbal comment or language, including personal attacks and accusations, will result in the attendee being removed from the meeting.

Have we missed anything?

City of Ann Arbor Traffic Calming Program - May 24, 2023

Preliminary Plan - Manchester Rd (Needham Rd to Buckingham Rd)



LEGEND

- FIRE HYDRANT
- WATER MAIN GATE VALVE
- STORM SEWER CATCH BASIN
- STORM SEWER MANHOLE
- SANITARY SEWER MANHOLE
- STREET LIGHT
- PROPERTY LINE
- RIGHT-OF-WAY LINE

**DEVICE #1
SPEED HUMP**

**DEVICE #3
SPEED HUMP**

**EXISTING
STREET LIGHT**

**EXISTING
STREET LIGHT**

270 FEET

257 FEET

**EXISTING
STREET LIGHT**

**EXISTING FIRE
HYDRANT**

**EXISTING
STREET LIGHT**

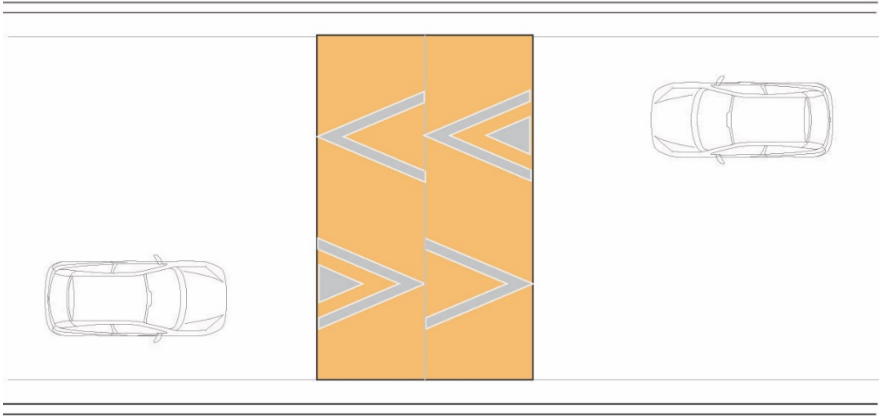
**EXISTING FIRE
HYDRANT**

**DEVICE #2
RAISED CROSSWALK**

LEGEND

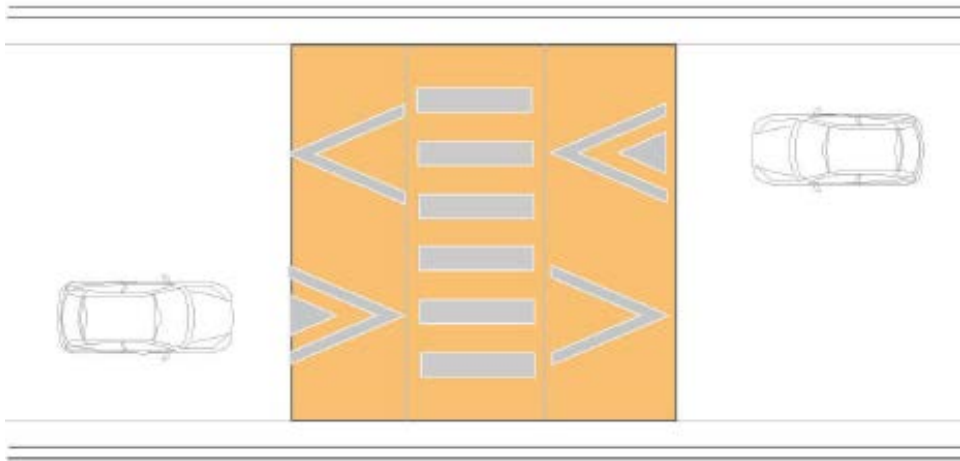
- FIRE HYDRANT
- WATER MAIN GATE VALVE
- STORM SEWER CATCH BASIN
- STORM SEWER MANHOLE
- SANITARY SEWER MANHOLE
- STREET LIGHT
- PROPERTY LINE
- RIGHT-OF-WAY LINE

Things You Drive Over: Speed Humps



Example: Wells Street

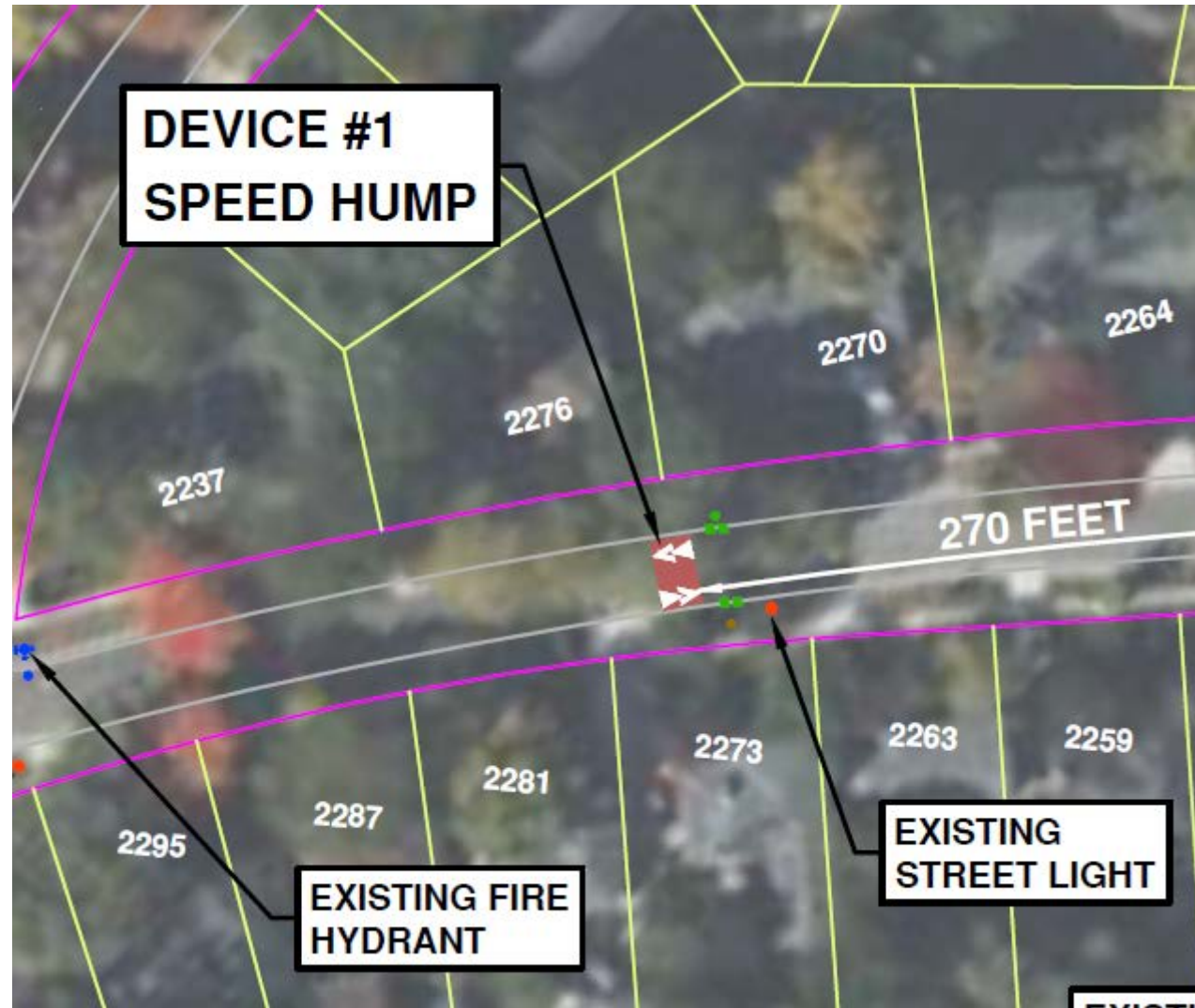
Things You Drive Over: Raised Crosswalk



Example: S. Forest Avenue

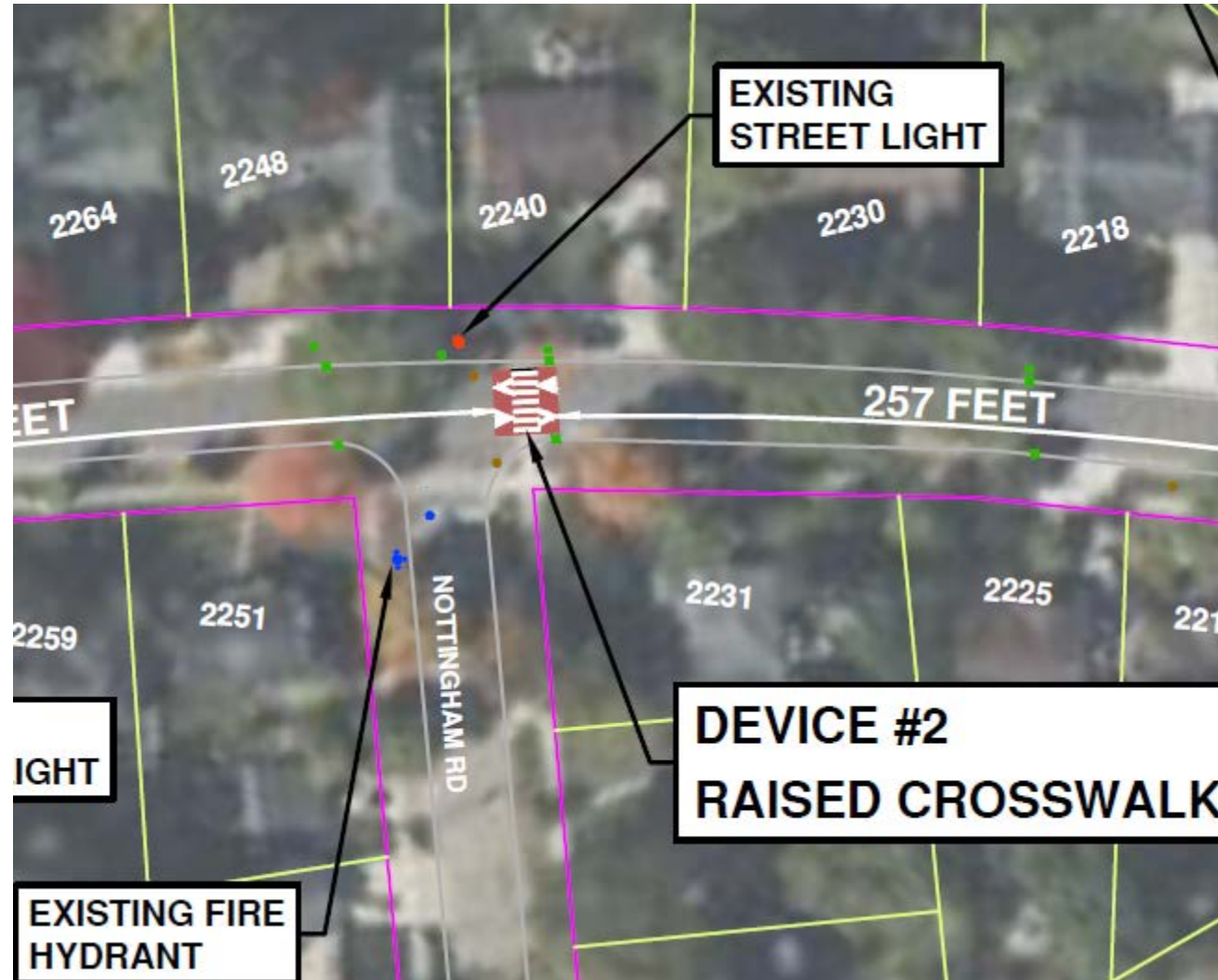
Questions

Device #1 Speed Hump



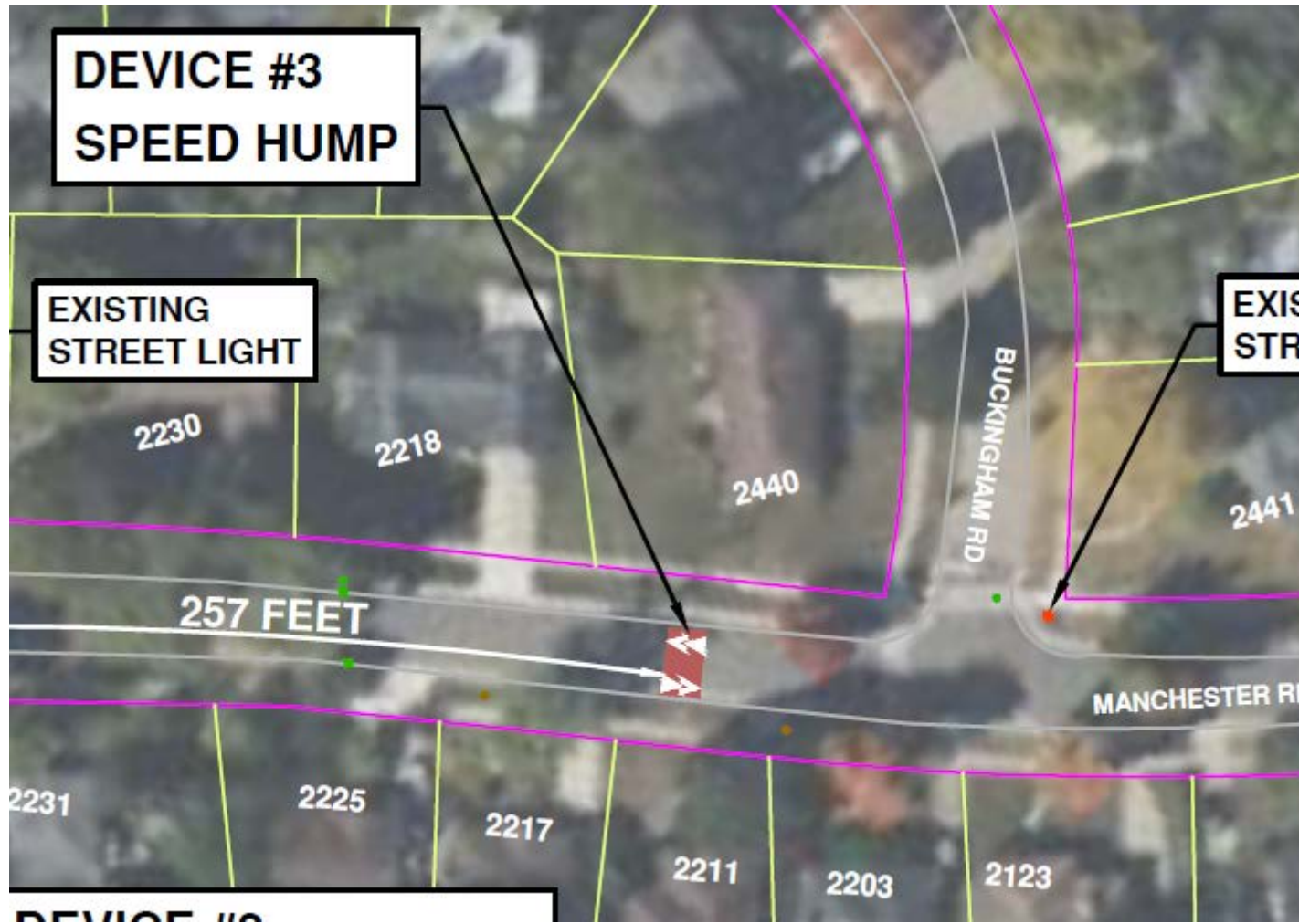
Polling

Device #2: Raised Crosswalk



Polling

Device #3: Speed Hump



Polling

Next Steps

Date

July 17	Final Polling Card will be mailed to project area addresses
August 7	Deadline to electronically complete or postmark final polls
August	Transportation Commission meeting requesting support
September	Target City Council meeting for final approval

Thank you!



Phone: 313-831-7606



Email: kthullen@wadetrim.com



Project Website: a2gov.org/TCManchester