

Welcome!

*The Northside Ave.
Traffic Calming
Meeting #2 Will Begin
Soon.*

Technology Overview – Things to Know

- Video cameras are turned off (please don't turn on unless requested)
- All attendees are muted (instructions to unmute will be covered)
- You can leave and rejoin the meeting at any time (unless you are removed for inappropriate behavior)
- Multiple opportunities for questions will be provided throughout the presentation
- Presentation and additional materials are available a2gov.org/TCNorthside

Demographic Survey



City Staff at This Meeting



Andrea Wright
Program Facilitator



Raymond Hess
Transportation Manager



Luke Liu
Transportation Engineer

Meeting Agenda

- I. Meeting Norms
- II. Meeting Engagement Technology
- III. Traffic Calming Process
- IV. Device Discussion
 - Device 1: Review, Questions, Feedback
 - Device 2: Review, Questions, Feedback
- V. Next Steps

Zoom Meeting Norms

- Start on time . . . end on time.
- Raise your hand to be recognized to talk; there will be one speaker at a time
- Move to a quiet area and silence any background sounds when speaking
- Speak loud and clear so everyone can hear
- Everyone will be provided a chance to speak before a repeat speaker
- Be respectful of other ideas and perspectives
- Try to distinguish between I know (facts) and I think (opinions).
- Inappropriate written and/or verbal comment or language, including personal attacks and accusations, will result in the attendee being removed from the meeting.

Is there anything that should be added?

Technology Overview – Ask a question/share a comment

Phone



- Select *9 to raise your hand
- You will be identified by the last 3 digits of your phone number
- Select *6 to unmute yourself

Technology Overview – Ask a question/share a comment

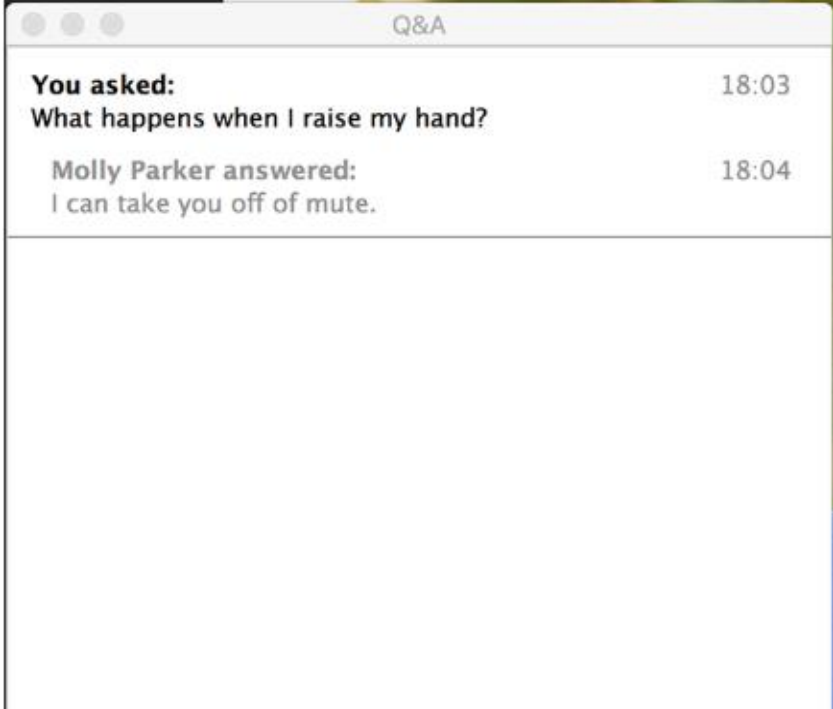
Computer

Raising Hand: select **Raise Hand**  in the Webinar Controls

- The host will be notified that you've raised your hand
- Select **Lower Hand**  to lower if needed

Q&A: select **Q&A** in the Webinar Controls

- Type your question and click **Send**
- Check the **Send Anonymously** box if you do not want your name attached to your question in the Q&A




The screenshot shows a Q&A window with the following content:

Message	Time
You asked: What happens when I raise my hand?	18:03
Molly Parker answered: I can take you off of mute.	18:04

Below the Q&A history is a text input field with the placeholder text "Please input your question". At the bottom of the input area, there is a checkbox labeled "Send Anonymously" and a blue "Send" button.

Audio Settings ^


Raise Hand


Q&A

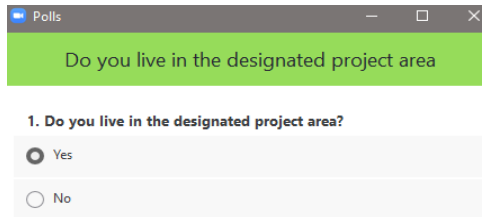
Leave

Technology Overview – Polling

Computer

During an active poll

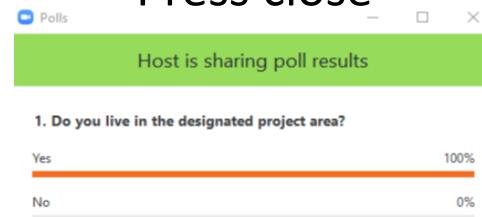
- Click your answer
- Press submit



A screenshot of a web browser window titled "Polls". The main heading is "Do you live in the designated project area". Below this, the question "1. Do you live in the designated project area?" is displayed. There are two radio button options: "Yes" (which is selected) and "No". At the bottom of the form, there is a blue "Submit" button.

When the poll closes

- View results
- Press close



A screenshot of a web browser window titled "Polls". The main heading is "Host is sharing poll results". Below this, the question "1. Do you live in the designated project area?" is displayed. The results are shown as a horizontal bar chart: "Yes" is at 100% (represented by a full orange bar) and "No" is at 0% (represented by an empty bar). At the bottom of the form, there is a blue "Close" button.

Phone

- Raise your hand (*9)
- The host will unmute you
- Say your answer to the poll

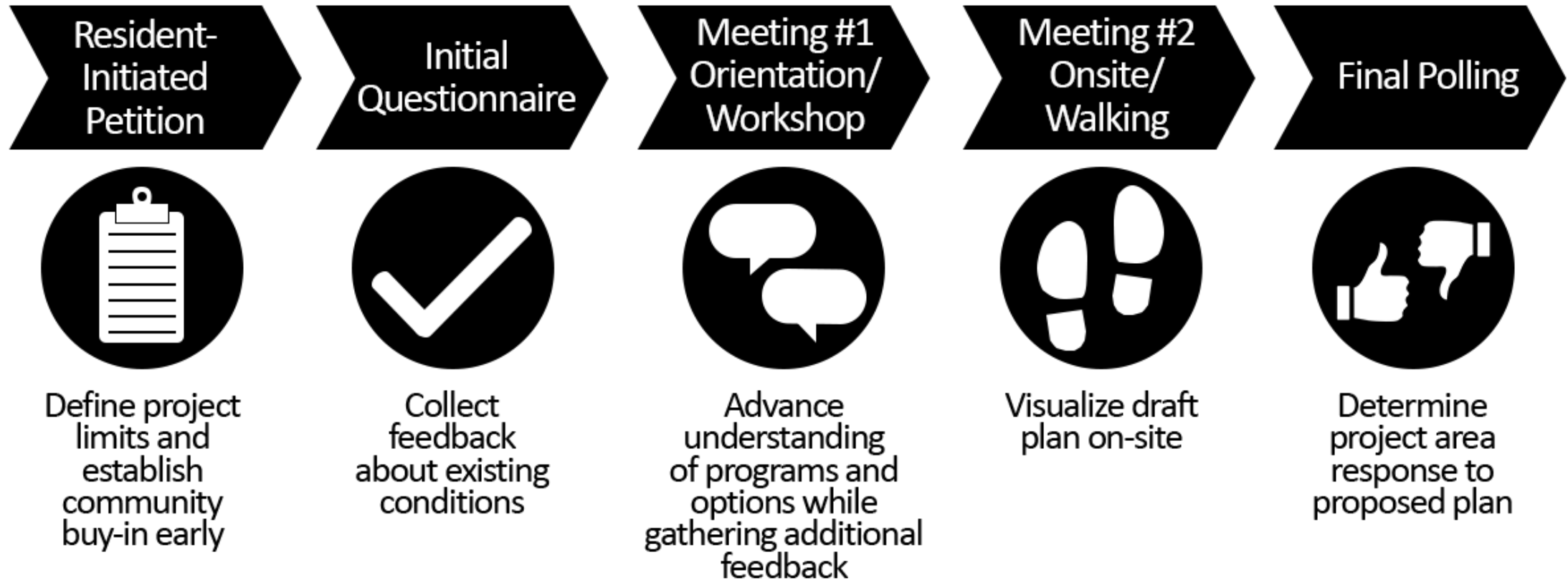
Note: Phone polling is not anonymous. Everyone in the meeting will be able to hear your response.

Note: Computer polling is anonymous. Your name will not be viewable with your response



Traffic Calming in Ann Arbor

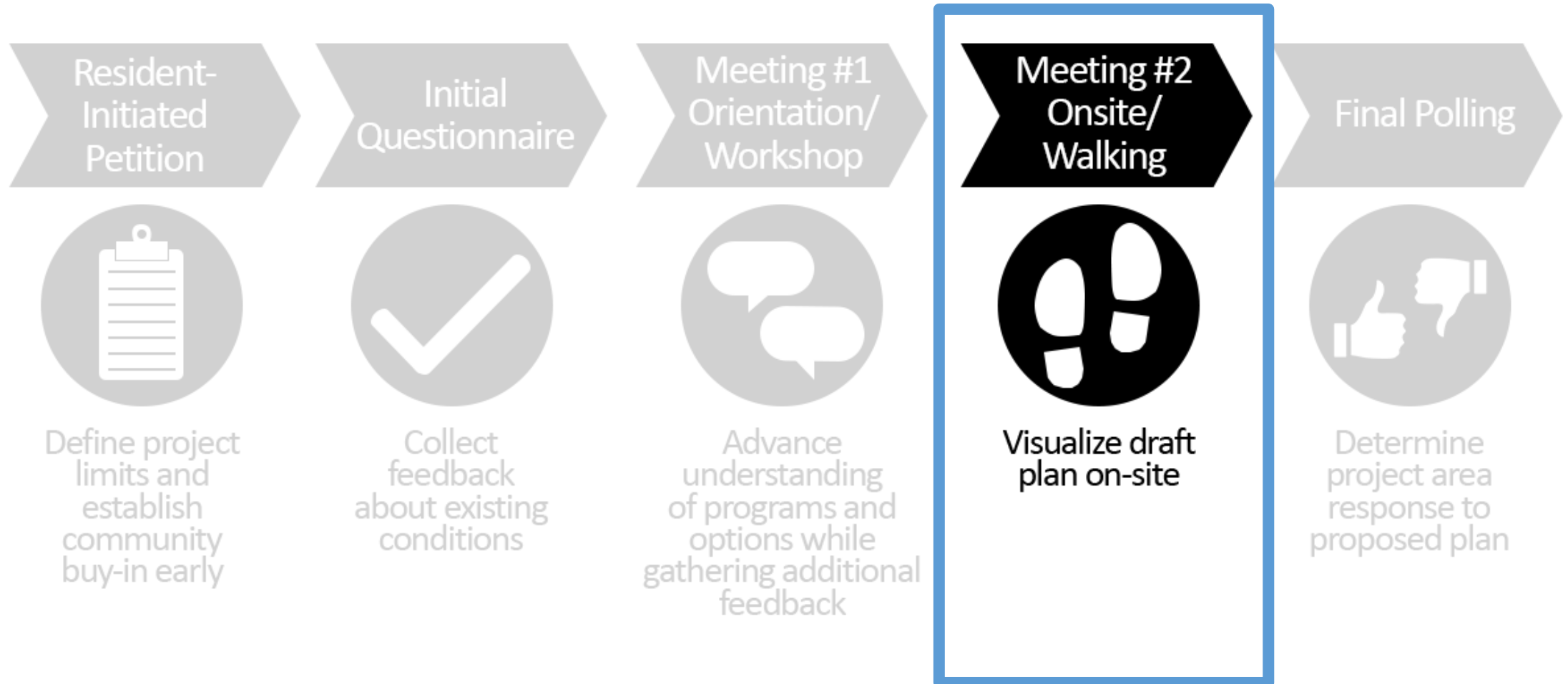
City Council approved 5 step Program





Traffic Calming in Ann Arbor

City Council approved 5 step Program

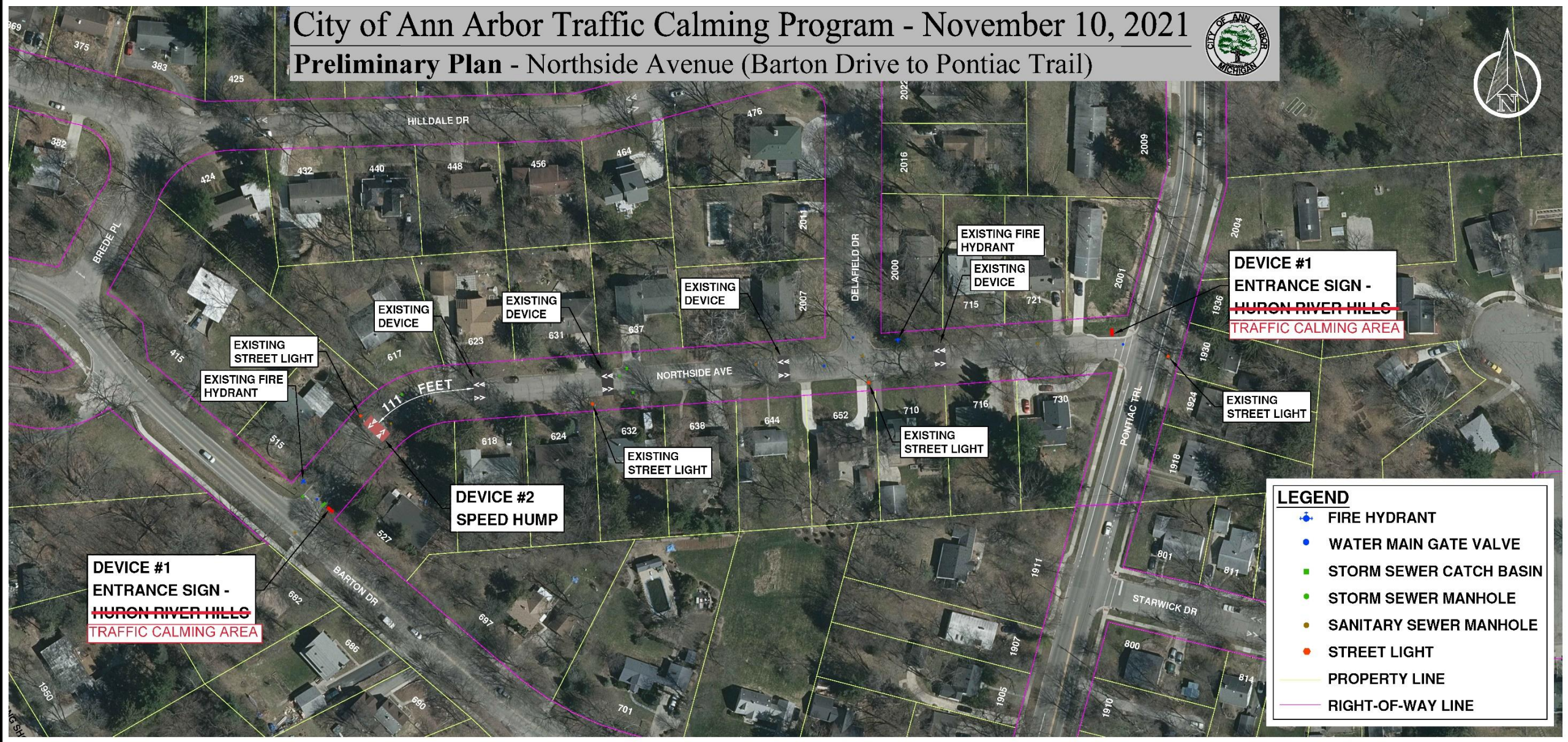




Device Discussion

City of Ann Arbor Traffic Calming Program - November 10, 2021

Preliminary Plan - Northside Avenue (Barton Drive to Pontiac Trail)



DEVICE #1
ENTRANCE SIGN -
~~**HURON RIVER HILLS**~~
TRAFFIC CALMING AREA

DEVICE #2
SPEED HUMPS

DEVICE #1
ENTRANCE SIGN -
~~**HURON RIVER HILLS**~~
TRAFFIC CALMING AREA

LEGEND	
	FIRE HYDRANT
	WATER MAIN GATE VALVE
	STORM SEWER CATCH BASIN
	STORM SEWER MANHOLE
	SANITARY SEWER MANHOLE
	STREET LIGHT
	PROPERTY LINE
	RIGHT-OF-WAY LINE

Device #1

“Traffic Calming Area” sign at neighborhood entrance

size is approximately 4' x 4'



Note: final sign design may be slightly different.



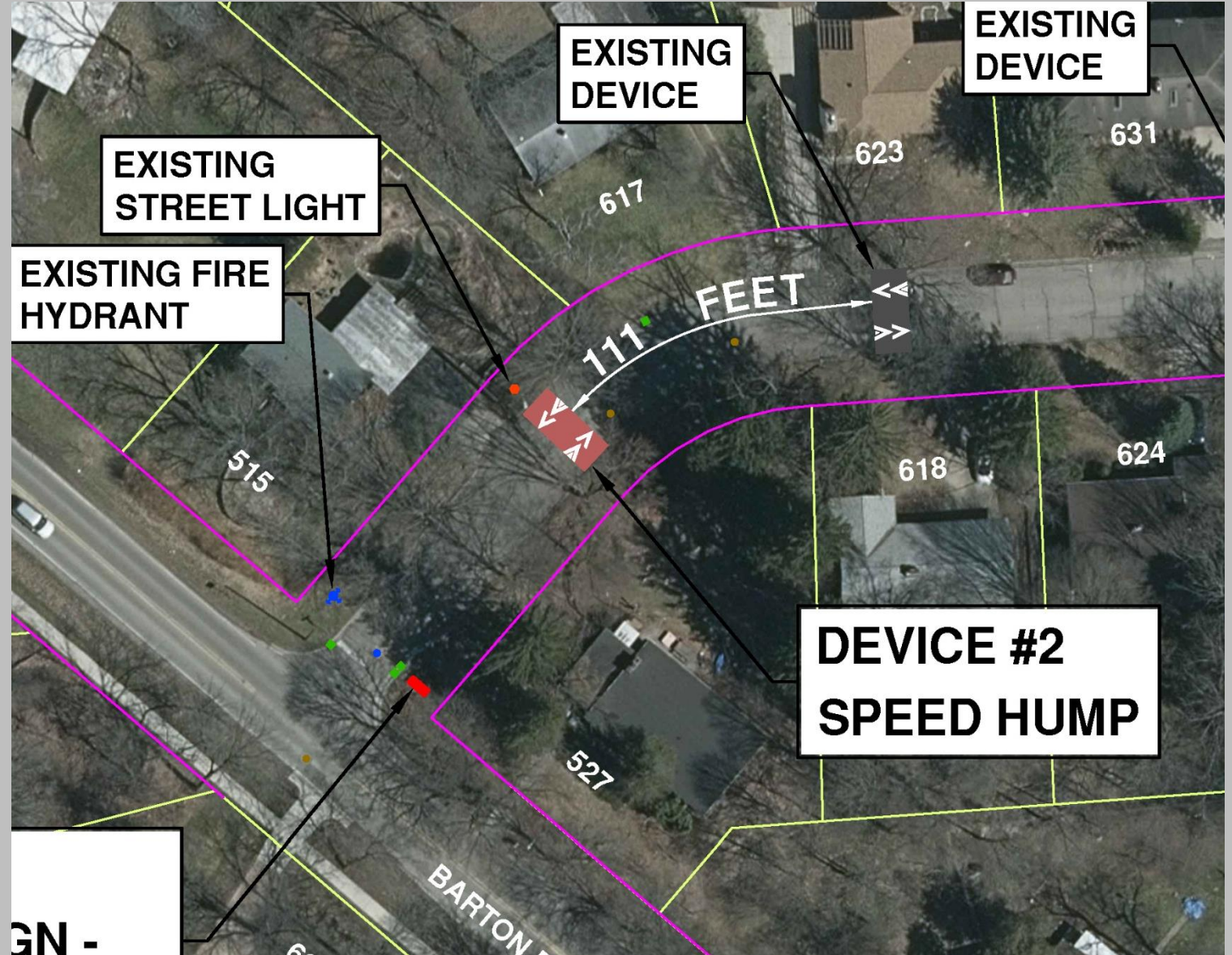
Questions & Polling



Device #2 Speed Hump

Device Considerations:

- Typically reduces vehicle speed
- May reduce cut through traffic volume
- Addition to existing speed humps on Northside Ave



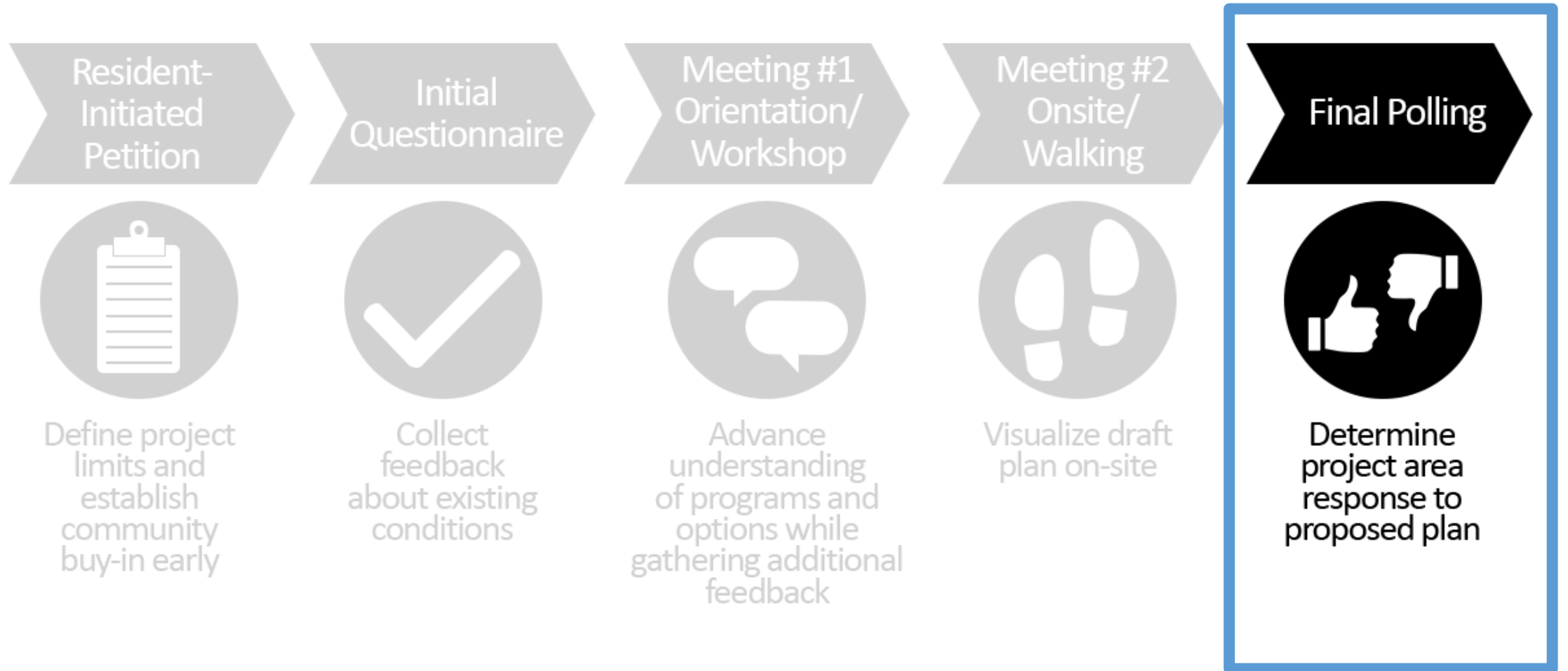
Questions & Polling





Traffic Calming in Ann Arbor

City Council approved 5 step Program



Final Polling



homeowners, renters +
landlords polled



> 50%

minimum response
support required

An icon showing three stylized human figures (circles for heads, semi-circles for shoulders) arranged horizontally. A large, light-grey diagonal arrow points from the top-right towards the bottom-left, passing behind the figures.

Transportation Commission
recommendation



City Council final
approval

Next Steps

Date

December 8, 2021

Final Polling Card will be mailed to project area addresses

January 7, 2022

Deadline to electronically complete or postmark final polls

February 2022 Mtg.

Transportation Commission meeting requesting support

March 2022 Mtg.

Target City Council meeting for final approval

Thank you!



Phone: 734.794.6429



Email: TrafficCalming@a2gov.org



Project Website: a2gov.org/TCNorthside

Demographic Survey

