

WELCOME!

*The Granger Avenue
Meeting Will Begin
Soon.*

Please use this time to complete an optional, anonymous demographic questionnaire available on the project website

Technology Overview – Things to Know

- Attendee video cameras are disabled (we can't see you)
- Attendee screen share is disabled
- All attendees are muted (instructions to unmute will be covered)
- You can leave and rejoin the meeting at any time (unless the meeting is at capacity, or you are removed for inappropriate behavior)
- Multiple opportunities for questions will be provided throughout the presentation
- Presentation and additional materials are available at a2gov.org/TC-Granger-PS

Project Team



Kristy Thullen, EIT (she/her)
Wade Trim
Consultant Engagement
Coordinator
EIT: Licensed Engineer in Training



Lori Pawlik, PE, PTOE (she/her)
Wade Trim
Consultant Traffic Engineer
PE: Professional Engineer
PTOE: Professional Traffic Operations
Engineer



Chris Wall, PE, PTOE (he/him)
Wade Trim
Consultant Client Manager
PE: Professional Engineer
PTOE: Professional Traffic Operations
Engineer

City Support Staff



Andrea Wright (she/her)
City of Ann Arbor
Engineering Analyst
Program Facilitator



Cyrus Naheedy, PE (he/him)
City of Ann Arbor
Transportation Engineer
PE: Professional Engineer



Meeting Agenda

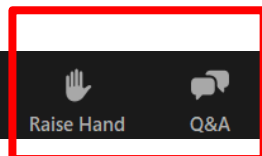
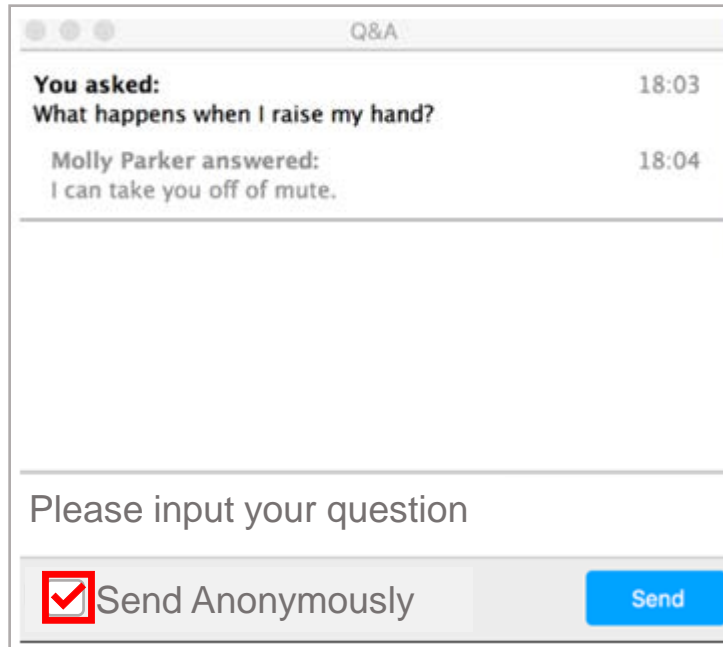
- I. Zoom Technology Overview
- II. Meeting Norms
- III. Traffic Calming Plan Overview
- IV. Traffic Calming Process
 - Device 1: Review, Questions, Feedback
 - Device 2: Review, Questions, Feedback
 - Device 3: Review, Questions, Feedback
 - Device 4: Review, Questions, Feedback
- V. Next Steps

Technology Overview – Ask a question/share a comment

Note: When you raise your hand, the host will enable your microphone. The host will disable your microphone after your question.

Computer

- Select **Raise Hand** 
 - You will be identified by the name provided when you entered the meeting
 - Select **Lower Hand**  if needed
- **Q&A:**
 - Type your question
 - Check **Send Anonymously** if you do not want your name to be publicly visible with your Question
 - Click **Send**



Phone

- Select *9 to raise your hand
- You will be identified by the last 3 digits of your phone number

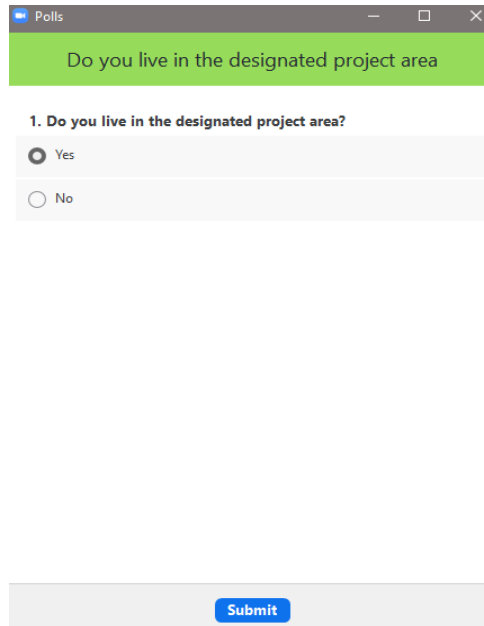


Technology Overview – Polling

Note: When you raise your hand, the host will enable your microphone. The host will disable your microphone after your question.

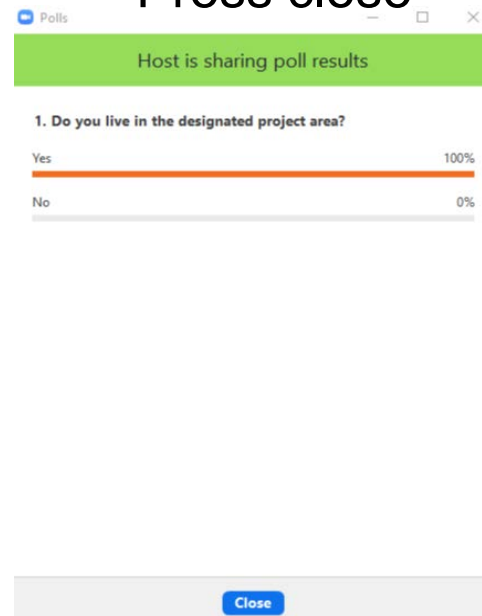
Computer

- During an active poll
 - Click your answer
 - Press submit



The screenshot shows a window titled "Polls" with a green header bar containing the question "Do you live in the designated project area?". Below the header, the question is repeated: "1. Do you live in the designated project area?". There are two radio button options: "Yes" (which is selected) and "No". At the bottom of the window, there is a blue "Submit" button.

- When the poll closes
 - View results
 - Press close



The screenshot shows the same "Polls" window, but now it displays the results. The green header bar says "Host is sharing poll results". Below the header, the question "1. Do you live in the designated project area?" is shown. The results are displayed as a horizontal bar chart: "Yes" is at 100% (represented by an orange bar) and "No" is at 0% (represented by a grey bar). At the bottom of the window, there is a blue "Close" button.

Phone

- Raise your hand (*9)
- The host will unmute you
- Say your answer to the poll

Note: Phone polling is not anonymous. Everyone in the meeting will be able to hear your response.

Note: Computer polling is anonymous. Your name will not be viewable with your response

Polling

Zoom Meeting Norms

- Start on time . . . end on time.
- Raise your hand to be recognized to talk; there will be one speaker at a time
- Move to a quiet area and silence any background sounds when speaking
- Speak loud and clear so everyone can hear
- Everyone will be provided a chance to speak before a repeat speaker
- Be respectful of other ideas and perspectives – no finger pointing!
- Try to differentiate between I know (facts), and I think (opinions).
- Inappropriate written and/or verbal comment or language, including personal attacks and accusations, will result in the attendee being removed from the meeting.

Have we missed anything?


City of Ann Arbor Traffic Calming Program - January 11, 2023

Preliminary Plan - Granger Ave. (State St. to Packard St.)

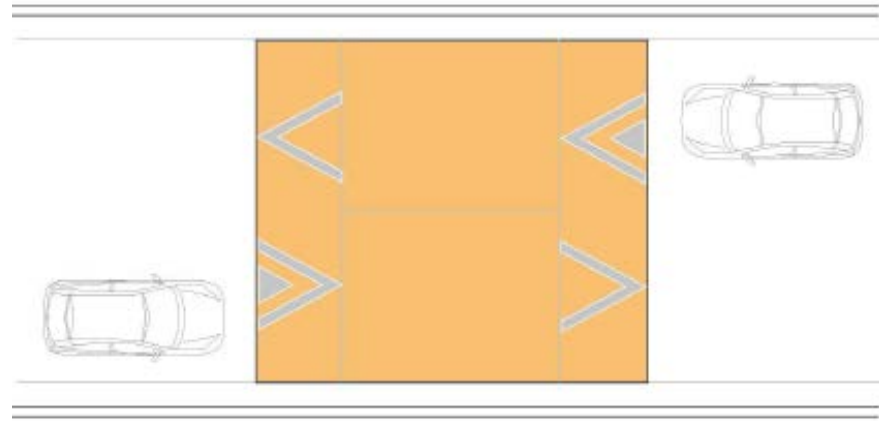


LEGEND

- FIRE HYDRANT
- WATER MAIN GATE VALVE
- STORM SEWER CATCH BASIN
- STORM SEWER MANHOLE
- SANITARY SEWER MANHOLE
- STREET LIGHT
- PROPERTY LINE
- RIGHT-OF-WAY LINE

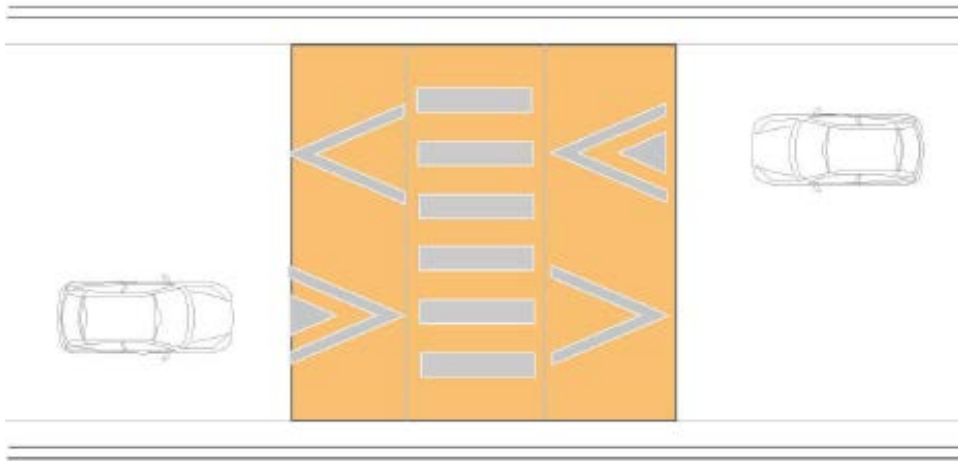


Speed Table



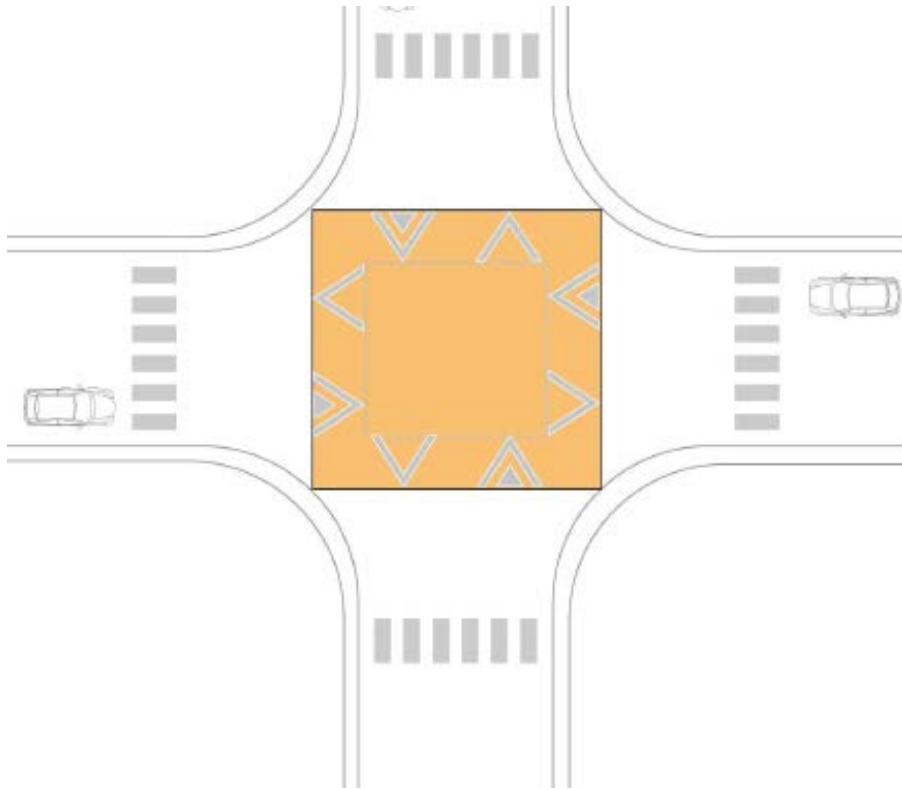
Example: Glenwood Road

Raised Crosswalk



Example: S. Forest Avenue

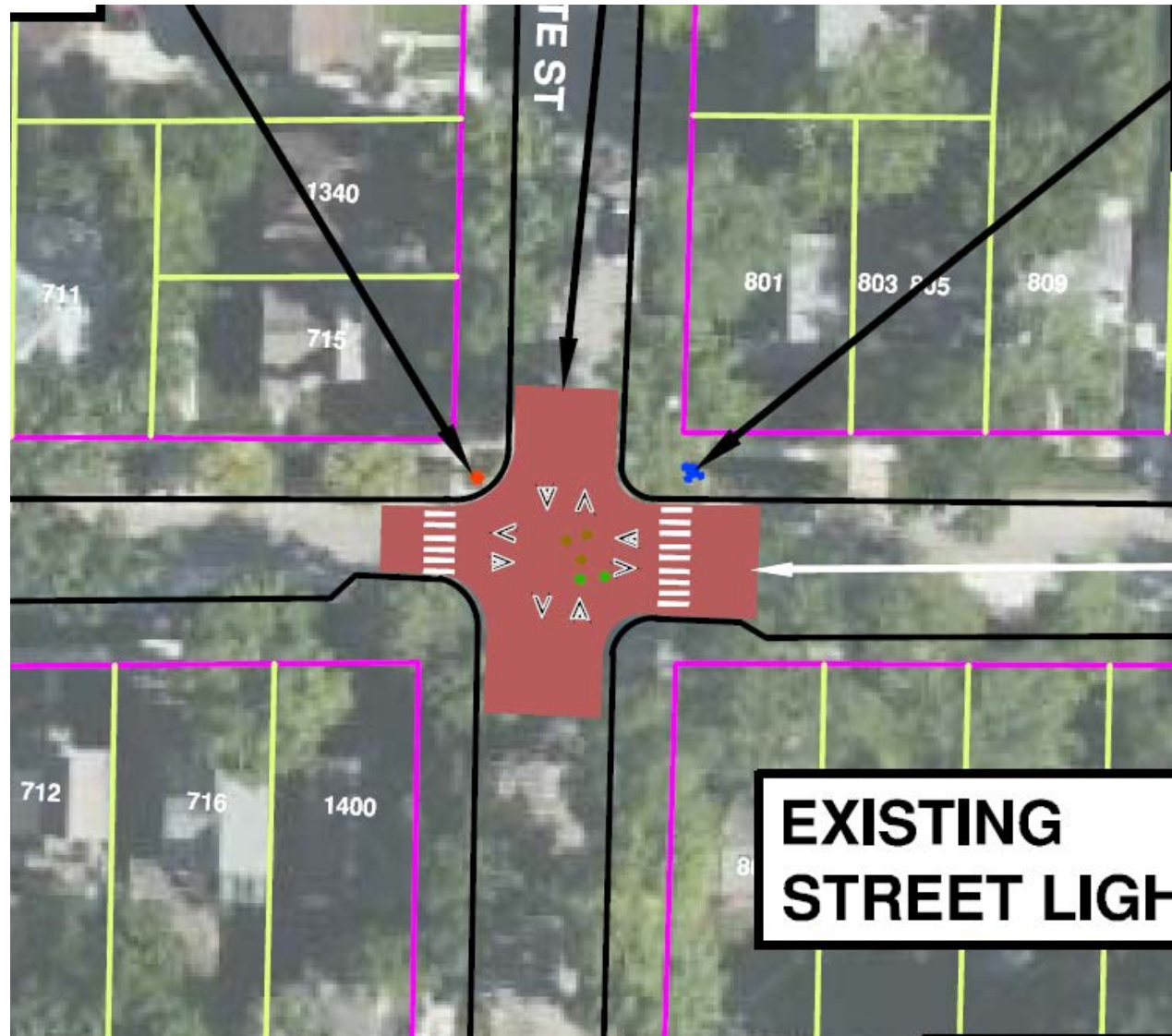
Raised Intersection



Example: Maplewood Avenue

Questions

Device #1 Raised Intersection



Polling

Device #2 Raised Crosswalk



Polling

Device #3 Raised Crosswalk



Polling

Device #4 Speed Table



Polling

Next Steps

Date

March 21	Final Polling Card will be mailed to project area addresses
April 10	Deadline to electronically complete or postmark final polls
May	Transportation Commission meeting requesting support
June	Target City Council meeting for final approval

Thank you!



Phone: 313-831-7606



Email: kthullen@wadetrim.com



Project Website: a2gov.org/TC-Granger-PS