

# Welcome!

*The Longman-Fairview  
Traffic Calming  
Meeting #2 Will Begin  
Soon.*

## **Technology Overview – Things to Know**

- Video cameras are turned off (please don't turn on unless requested)
- Attendee screen share is prohibited
- All attendees are muted (instructions to unmute will be covered)
- You can leave and rejoin the meeting at any time (unless you are removed for inappropriate behavior)
- Multiple opportunities for questions will be provided throughout the presentation
- Presentation and additional materials are available [a2gov.org/TCLongman-Fairview](https://a2gov.org/TCLongman-Fairview)

# Presenting this evening:

---

**Cynthia Redinger, PE, PTOE, RSP<sub>1</sub>**  
Project Transportation Engineer

PE: Professional Engineer

PTOE: Professional Traffic Operations Engineer

RSP: Road Safety Professional



# Public Engagement Support



**Andrea Wright**  
Program Facilitator  
Public Engagement



**Raymond Hess**  
Transportation Manager

# Meeting Agenda

- I. Zoom Technology Overview (2 mins)
- II. Meeting Norms (2 mins)
- III. Traffic Calming Plan Overview (2 mins)
- IV. Traffic Calming Process (1.5 hours)
  - Device 1: Review, Questions, Feedback
  - Device 2: Review, Questions, Feedback
  - Device 3: Review, Questions, Feedback
  - Device 4: Review, Questions, Feedback
  - Device 5: Review, Questions, Feedback
  - Device 6: Review, Questions, Feedback
- V. Next Steps (5 min)

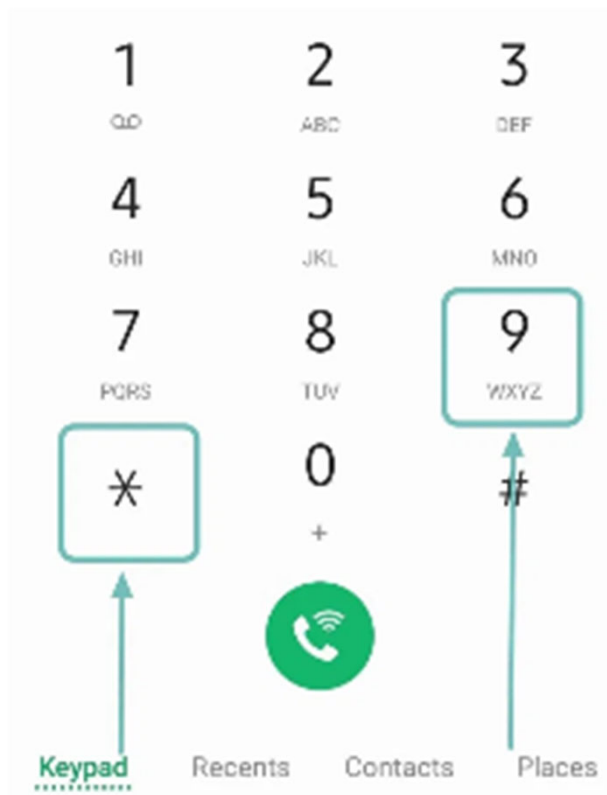
# Zoom Meeting Norms

- Start on time . . . end on time.
- Participants sharing screens will result in removal from the meeting.
- Raise your hand to be recognized to talk; there will be one speaker at a time
- Move to a quiet area and silence any background sounds when speaking
- Speak loud and clear so everyone can hear
- Everyone will be provided a chance to speak before a repeat speaker
- Be respectful of other ideas and perspectives
- Try to distinguish between I know (facts) and I think (opinions).
- Inappropriate written and/or verbal comment or language, including personal attacks and accusations, will result in the attendee being removed from the meeting.

Is there anything that should be added?

# Technology Overview – Ask a question/share a comment

## Phone




- Select \*9 to raise your hand
- You will be identified by the last 3 digits of your phone number
- Select \*6 to unmute yourself

# Technology Overview – Ask a question/share a comment

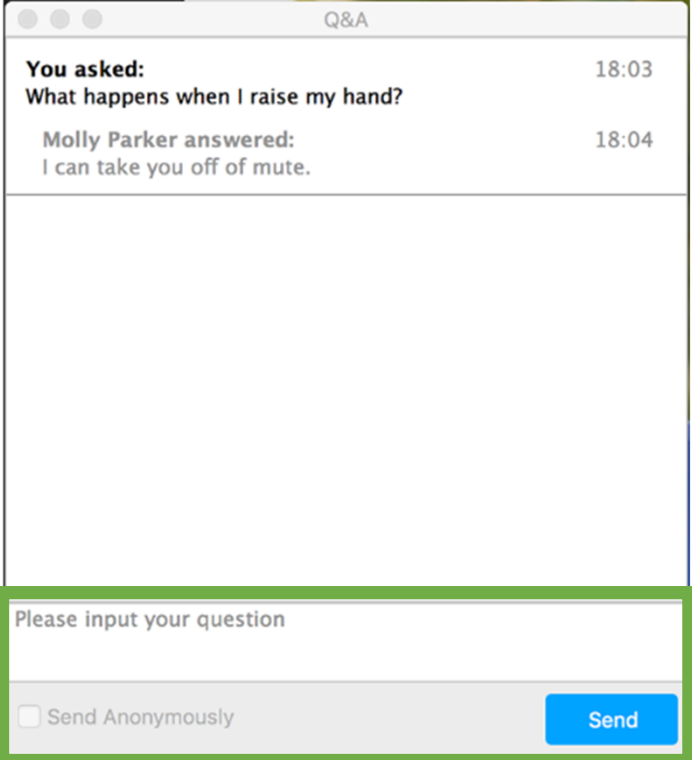
## Computer

Raising Hand: select **Raise Hand**  in the Webinar Controls

- The host will be notified that you've raised your hand
- Select **Lower Hand**  to lower if needed

Q&A: select **Q&A** in the Webinar Controls

- Type your question and click **Send**
- Check the **Send Anonymously** box if you do not want your name attached to your question in the Q&A



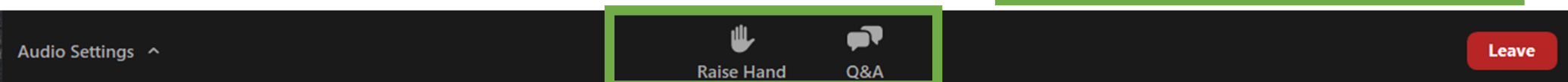
The screenshot shows a Q&A window with the following content:

Q&A	
<b>You asked:</b>	18:03
What happens when I raise my hand?	
<b>Molly Parker answered:</b>	18:04
I can take you off of mute.	




Below the Q&A window is a form for asking a question:

Please input your question

Send Anonymously Send



The control bar at the bottom of the screen contains the following elements from left to right:

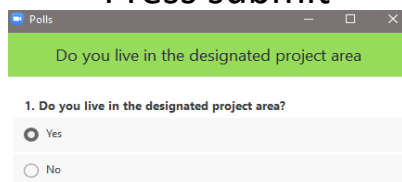
- Audio Settings ^
- Raise Hand** 
- Q&A** 
- Leave** 

# Technology Overview – Polling

## Computer

During an active poll

- Click your answer
- Press submit

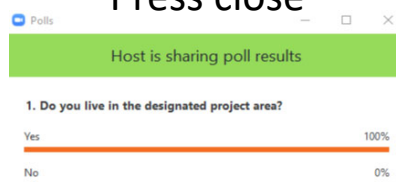


A screenshot of a web browser window titled "Polls". The main heading is "Do you live in the designated project area". Below this, the question "1. Do you live in the designated project area?" is displayed. There are two radio button options: "Yes" (which is selected) and "No".

Submit

When the poll closes

- View results
- Press close



Close

## Phone

- Raise your hand (\*9)
- The host will unmute you
- Say your answer to the poll

**Note:** Phone polling is not anonymous. Everyone in the meeting will be able to hear your response.

**Note:** Computer polling is anonymous. Your name will not be viewable with your response



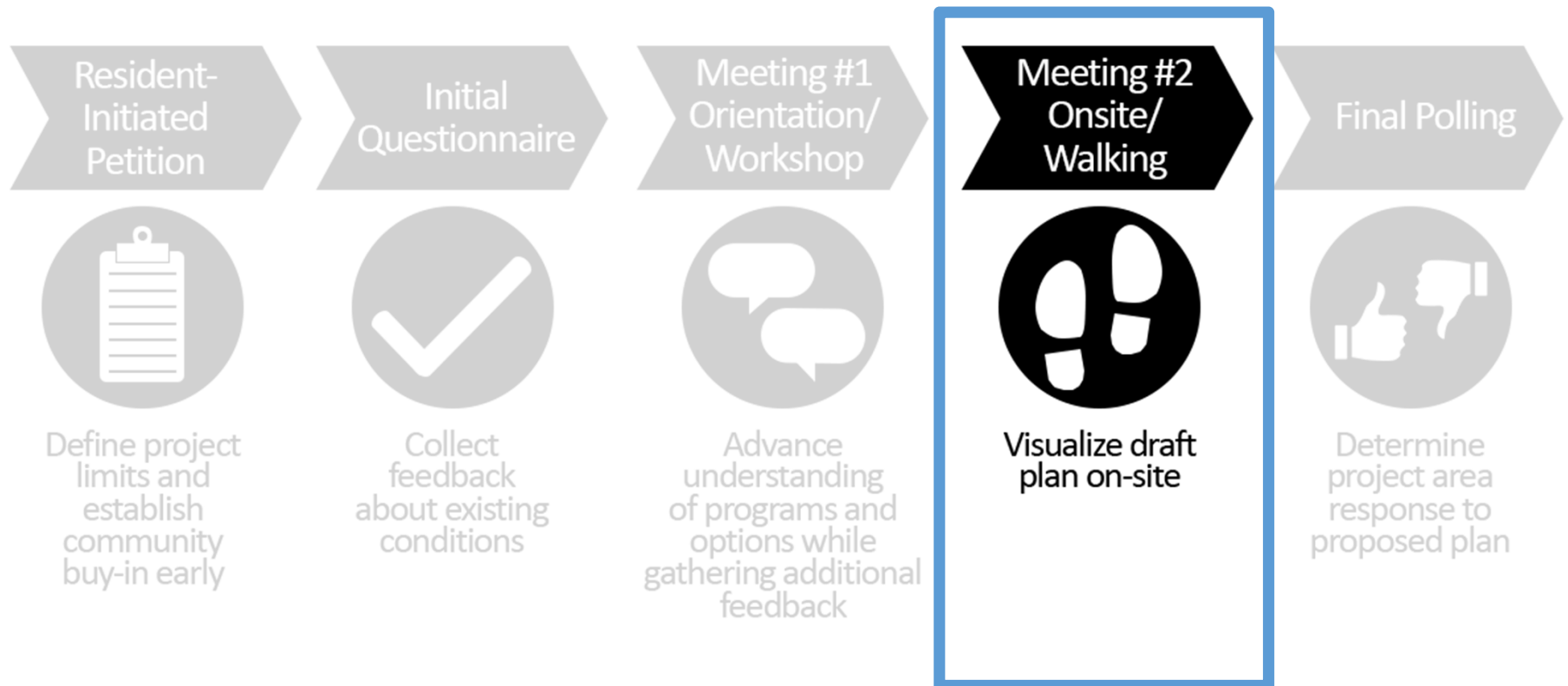
# Polling

---

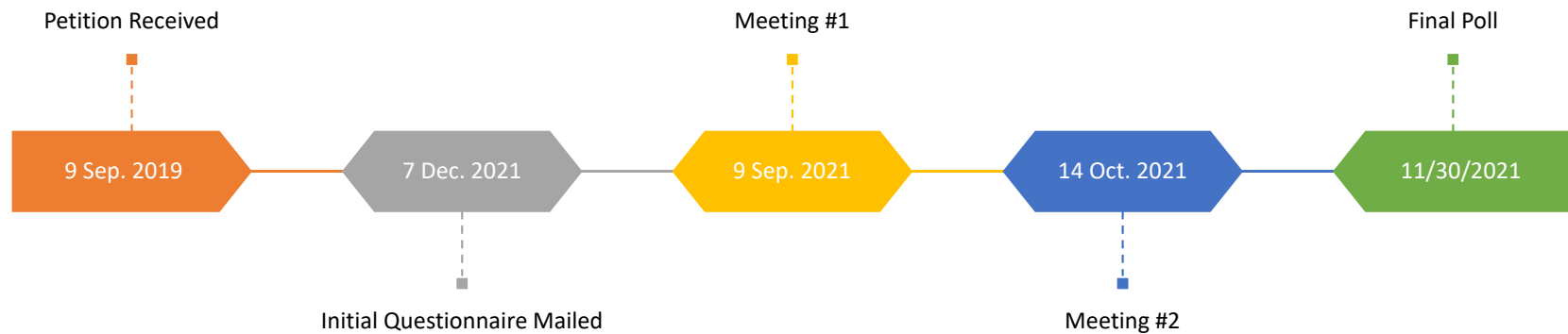


# Traffic Calming in Ann Arbor

City Council approved 5 step Program



# Longman-Fairview Traffic Calming Overview





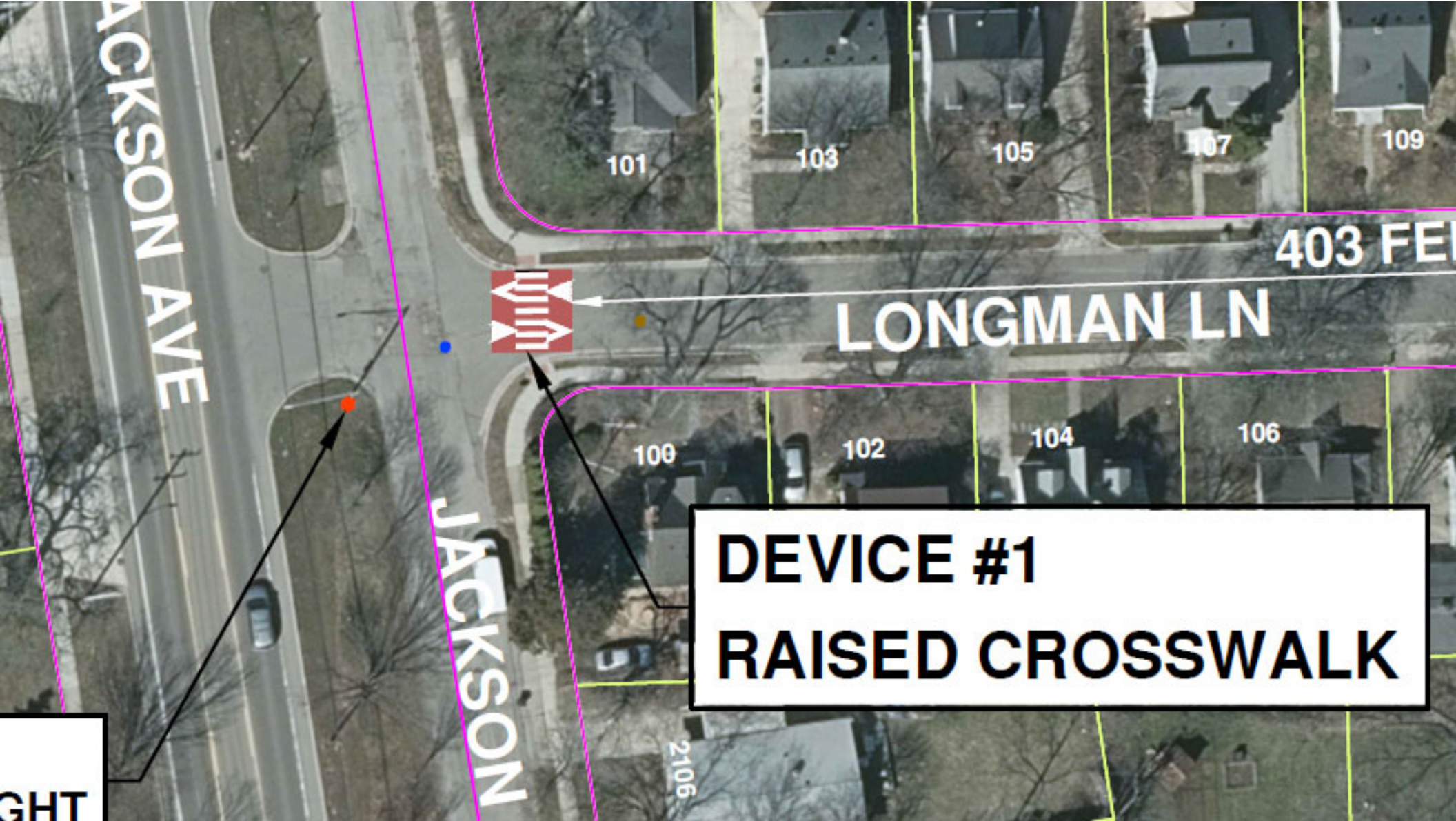
# Device Discussion

City of Ann Arbor Traffic Calming Program - September 9, 2021  
**Starter Ideas - Longman Ln. and Fairview Dr. (Jackson Ave. to Dexter Ave.)**



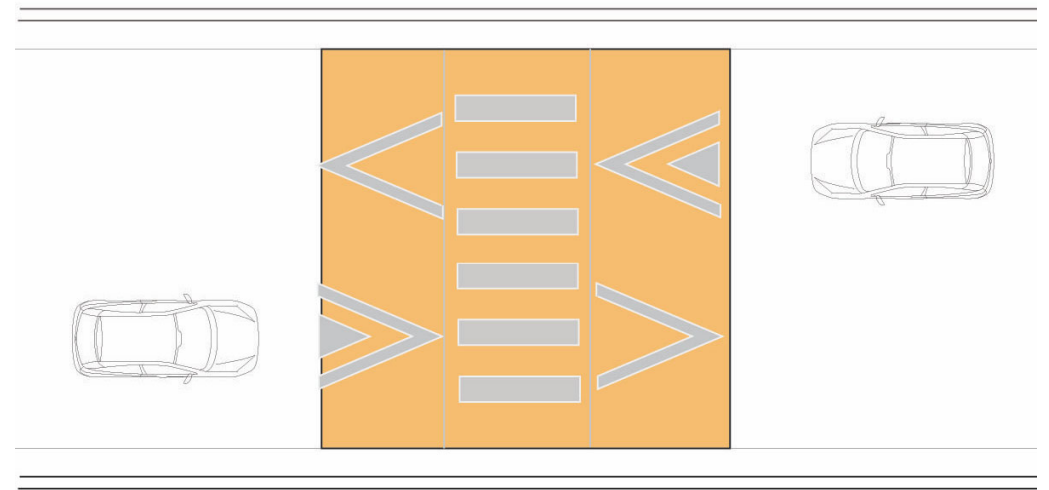
LEGEND	
	FIRE HYDRANT
	WATER MAIN GATE VALVE
	STORM SEWER CATCH BASIN
	STORM SEWER MANHOLE
	SANITARY SEWER MANHOLE
	STREET LIGHT
	PROPERTY LINE
	RIGHT-OF-WAY LINE





LIGHT

**DEVICE #1  
RAISED CROSSWALK**



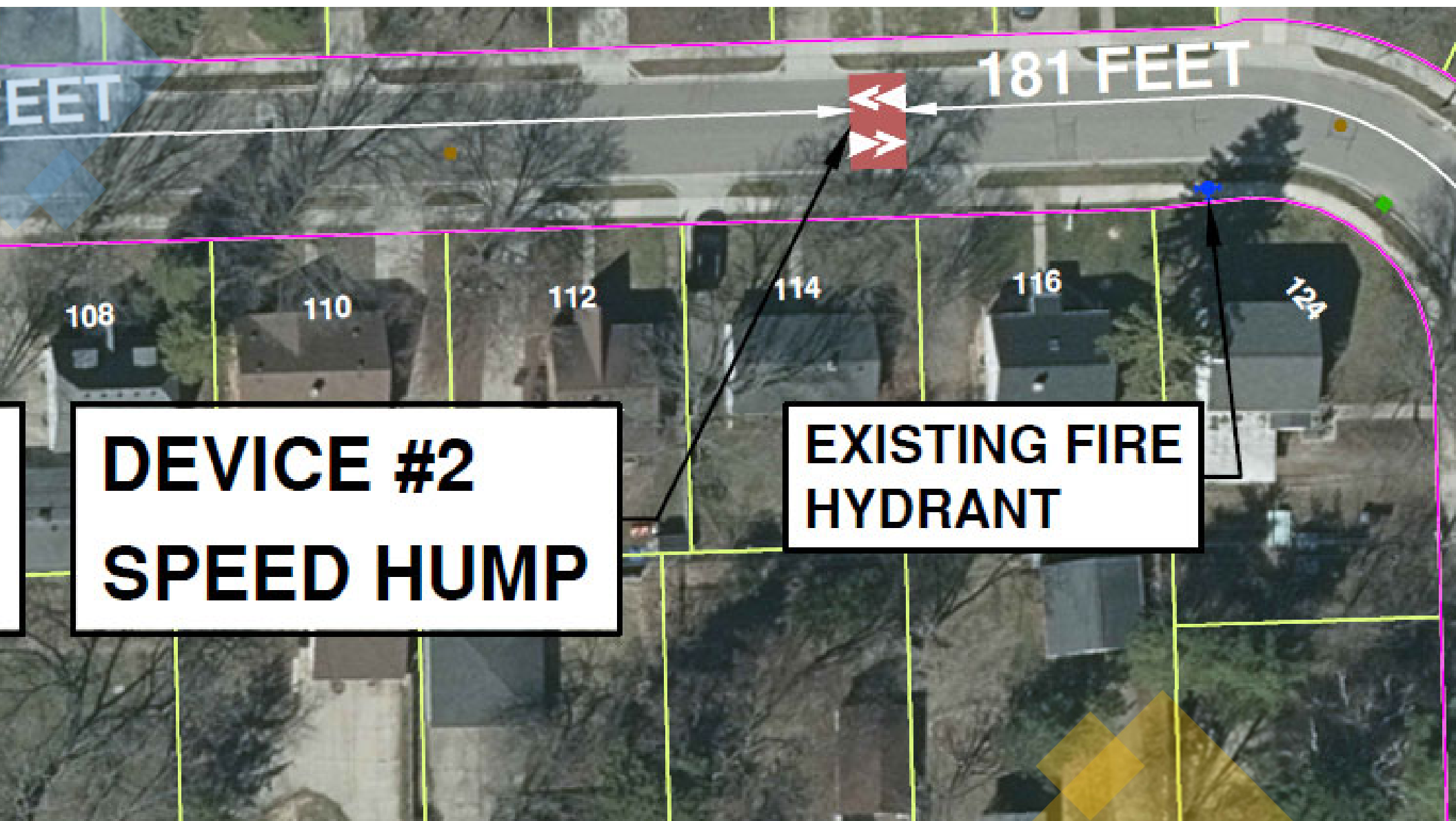
# Raised Crosswalk

Example: S. Forest Avenue

# Questions & Polling







181 FEET

EET

108

110

112

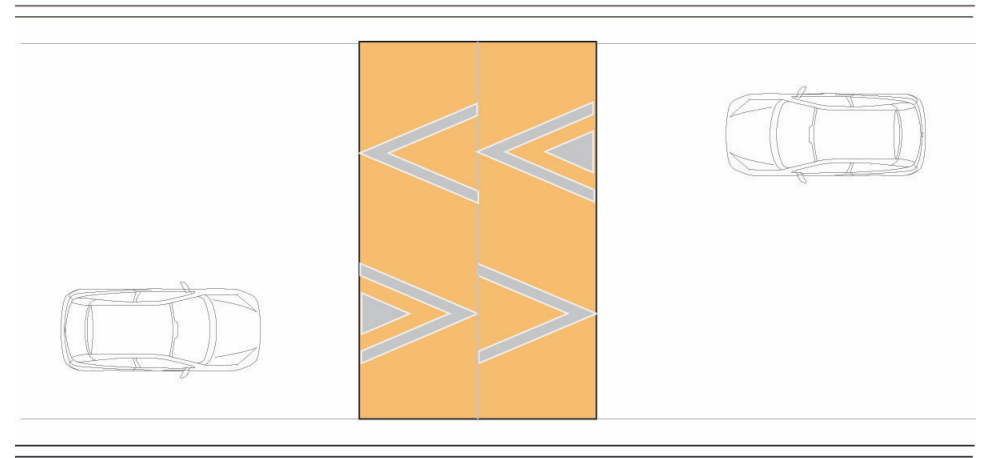
114

116

124

**DEVICE #2  
SPEED HUMP**

**EXISTING FIRE  
HYDRANT**



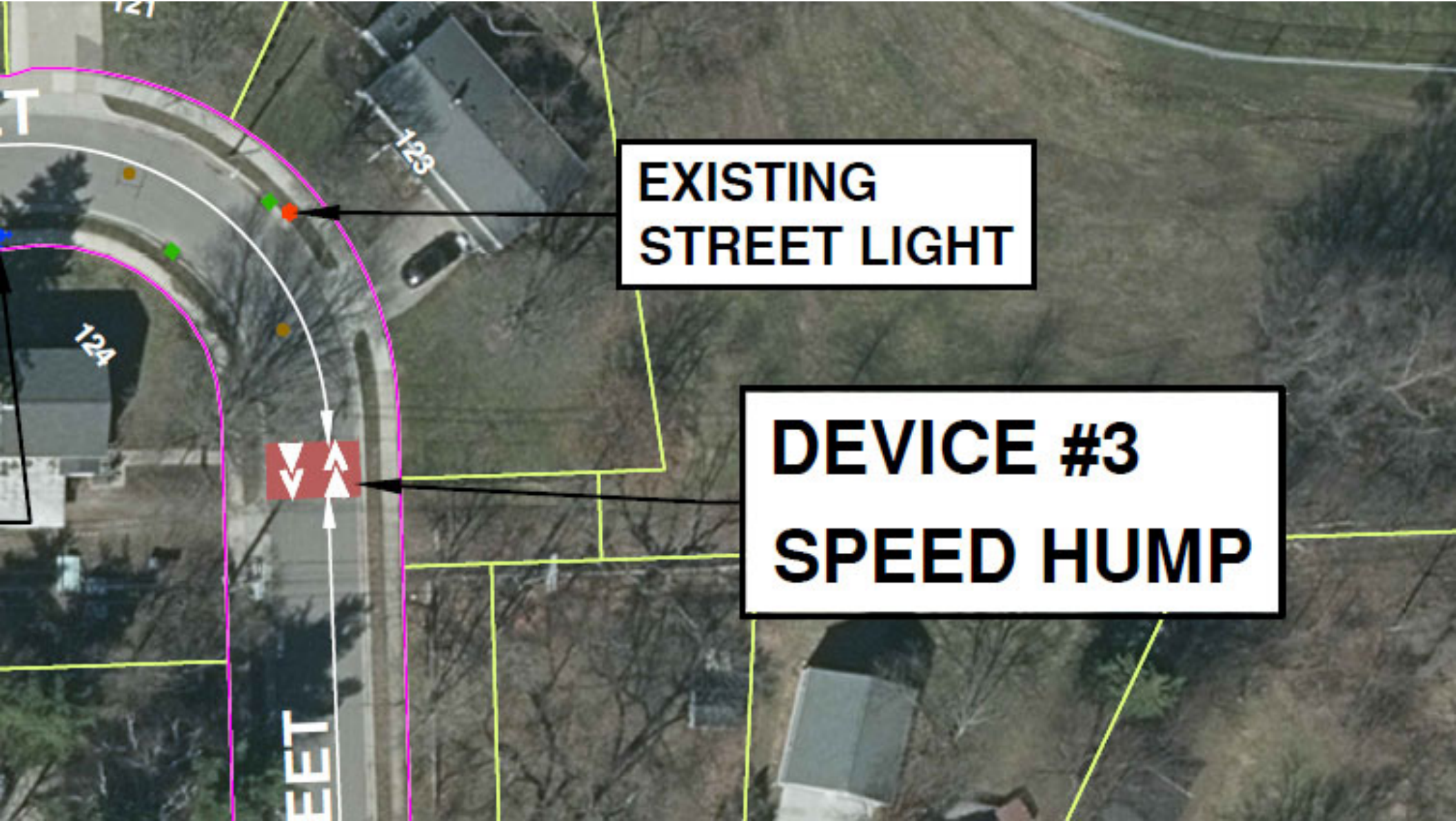
# Speed Humps

Example: Wells Street

# Questions & Polling







**EXISTING  
STREET LIGHT**

**DEVICE #3  
SPEED HUMP**

# Questions & Polling







# Questions & Polling



120

124

133

126

130

279

FEET

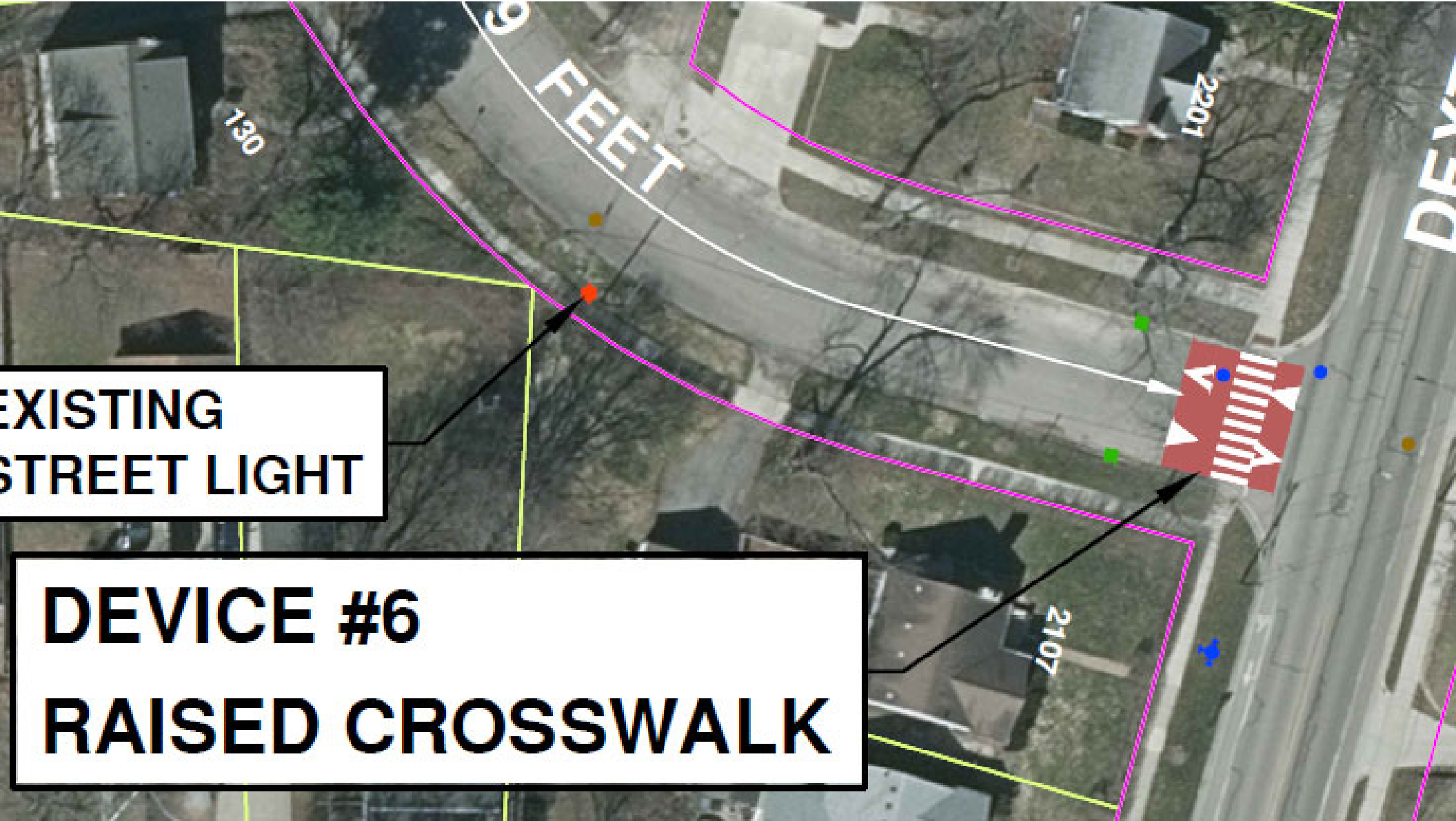
**DEVICE #5  
SPEED HUMP**





# Questions & Polling





**EXISTING  
STREET LIGHT**

**DEVICE #6  
RAISED CROSSWALK**

# Questions & Polling



# Next Steps

---

## Date

October 14	Meeting #2 from 6-8pm
November 1	Final Polling Card will be mailed to project area addresses
November 30	Deadline to electronically complete or postmark final polls
December	Transportation Commission meeting requesting support
January	Target City Council meeting for final approval

Thank you!



**Phone:** 734.794.6429



**Email:** [TrafficCalming@a2gov.org](mailto:TrafficCalming@a2gov.org)



**Project Website:** [a2gov.org/TCLongman-Fairview](http://a2gov.org/TCLongman-Fairview)