



**CONTRACT DRAWINGS
FOR THE CONSTRUCTION OF**

**BOX HANGAR TAXILANE AND BOX HANGAR
APRON PAVEMENT RECONSTRUCTION**

CITY OF ANN ARBOR

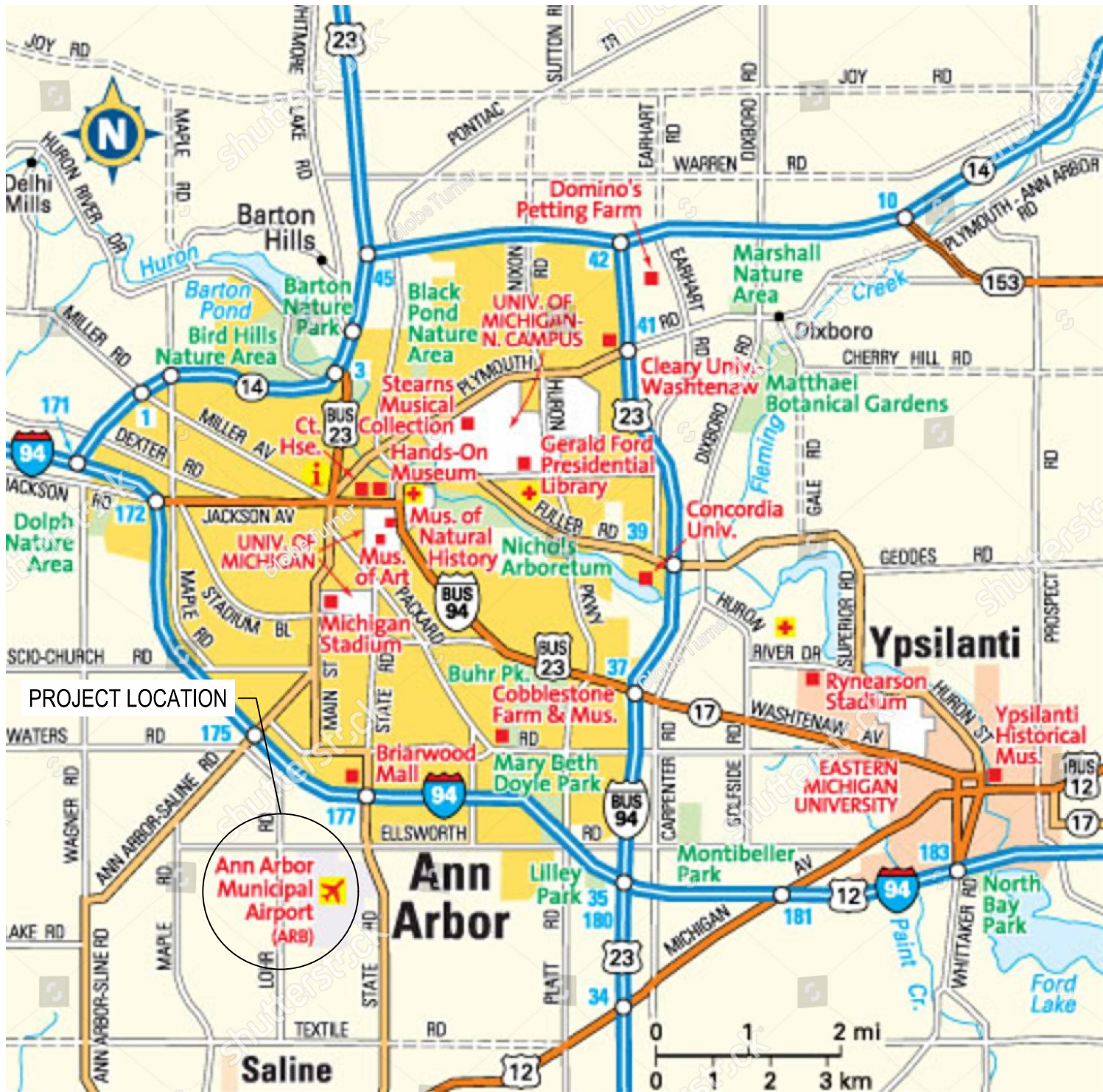
ANN ARBOR MUNICIPAL AIRPORT

ANN ARBOR, MI

C&S PROJECT: N75.005.001
FAA AIP NO.: TBD
MDOT NO.: TBD

NOVEMBER 2025


BID DOCUMENTS






LOCATION MAP



PROJECT LOCATION



</


 C&S Engineers, Inc. 38777 Six Mile Road, Suite 202 Livonia, Michigan 48152 Phone: 734-953-2571 Fax: 734-206-7973 www.cscos.com		
		
		
<p>BOX HANGAR TAXILANE AND BOX HANGAR APRON PAVEMENT RECONSTRUCTION CITY OF ANN ARBOR ANN ARBOR MUNICIPAL AIRPORT ANN ARBOR, MI</p>		
MARK	DATE	DESCRIPTION
REVISIONS		
PROJECT NO: N75.005.001		
DATE: NOVEMBER 2025		
DRAWN BY: DOAN		
DESIGNED BY: SUBER		
CHECKED BY: ALJETS		
CONTRACTOR SHALL VERIFY ALL CONDITIONS ON JOB SITE & NOTIFY THE OWNER OF ANY VARIATIONS FROM DIMENSIONS SHOWN ON THESE DRAWINGS BEFORE PROCEEDING WITH ANY CONSTRUCTION.		
<p>ABBREVIATIONS, SHEET INDEX, QUANTITIES, AND LEGEND</p>		
<p>GI002</p>		
SHEET NO. 2 OF 9		
Copyright ©		

Nov 03, 2025 - 2:53pm
F:\PROJECTS - City of Ann Arbor\NT500001 - ARB Box Hangar Apron Reconstruction\Design\CADD\Sheet Files\NT500001 - GI07.dwg

C	<div>GENERAL CONSTRUCTION NOTES</div> <div><div>1. THE CONTRACTOR'S ATTENTION IS DIRECTED TO SECTION 70-08, ATTACHMENT A - CONSTRUCTION SAFETY AND PHASING PLAN (CSPP) OF THE GENERAL PROVISIONS.</div><div>2. THESE DRAWINGS HAVE BEEN PREPARED, IN PART, BASED UPON RECORD DRAWINGS AND/OR CAD FILES FURNISHED BY OTHERS. WHILE THIS INFORMATION IS BELIEVED TO BE RELIABLE, THOSE UTILIZING THE INFORMATION ON THESE DRAWINGS ARE ADVISED TO OBTAIN INDEPENDENT VERIFICATION OF ITS ACCURACY BEFORE USING IT FOR ANY PURPOSE.</div><div>3. EXISTING UTILITIES WERE TAKEN FROM PLANS OF RECORD. THEY HAVE BEEN SHOWN TO THE EXTENT KNOWN AND ARE OFFERED IN GOOD FAITH SOLELY FOR INFORMATIONAL PURPOSES. THEY MAY NOT REFLECT ACTUAL LOCATIONS AND MAY NOT BE INCLUSIVE. IT IS THE CONTRACTOR'S RESPONSIBILITY TO LOCATE ALL UTILITIES PRIOR TO THE START OF CONSTRUCTION.</div><div>4. THE ACTUAL LOCATION AND ELEVATION OF ALL UTILITIES SHALL BE FIELD VERIFIED BY THE CONTRACTOR PRIOR TO THE START OF CONSTRUCTION.</div><div>5. IN THE EVENT OF DAMAGE TO EXISTING UTILITIES OR CABLES, THE RPR AND OWNER SHALL BE NOTIFIED IMMEDIATELY.</div><div>6. THE CONTRACTOR SHALL REPAIR ALL DAMAGE TO UTILITIES OR CABLES, AS DIRECTED BY THE RPR, IMMEDIATELY AND AT THE CONTRACTOR'S EXPENSE.</div><div>7. ALL AREAS DISTURBED AS A RESULT OF THE CONTRACTOR'S STAGING AND CONSTRUCTION OPERATIONS SHALL BE RESTORED EQUAL TO OR BETTER THAN ORIGINAL CONDITION AT THE CONTRACTOR'S EXPENSE.</div><div>8. DURING THE WORK OF THIS CONTRACT, THE CONTRACTOR SHALL FURNISH, ERECT AND MAINTAIN WHATEVER TEMPORARY LIGHTING MAY BE NECESSARY TO KEEP THE TAXILANE IN OPERATING CONDITION WHEN OPEN FOR AIRCRAFT.</div><div>9. ALL DIRT, DUST, STONES AND LOOSE DEBRIS SHALL BE CONTINUOUSLY REMOVED FROM ALL PAVED SURFACES DURING THIS CONTRACT.</div><div>10. ALL OF THE CONTRACTOR'S OPERATIONS SHALL REMAIN ON AIRPORT PROPERTY AT ALL TIMES. UNDER NO CIRCUMSTANCES WILL THE CONTRACTOR BE ALLOWED ON ADJACENT PROPERTY.</div><div>11. THIS CONTRACT DOES NOT ALLOW FOR PRICE INCREASES DUE TO ESCALATION IN COST OF UNIT BID ITEMS. THE CONTRACTOR SHALL TAKE THIS INTO CONSIDERATION WHEN PREPARING UNIT PRICES FOR BID.</div><div>12. THE COST OF ALL FAILING TESTS PERFORMED BY THE OWNER OR ON THE OWNER'S BEHALF SHALL BE BORNE BY THE CONTRACTOR.</div></div>				<div>SURVEY NOTES</div> <div><div>22. FOR TYPICAL SECTIONS, THE CONTOUR INTERVAL EQUALS 1 FOOT. FOR TRANSITIONAL AREAS TO KEYWAYS, THE CONTOUR INTERVAL EQUALS 0.1 FOOT.</div><div>23. ALL ELEVATIONS REFER TO NAVD 88 VERTICAL DATUM. COORDINATES REFER NAD 83 HORIZONTAL DATUM.</div><div>24. THE TOPOGRAPHIC FEATURES SHOWN HEREON WERE COMPILED FROM FIELD SURVEY PERFORMED BY ALPINE ENGINEERING, INC. DATED NOVEMBER 8, 2024.</div></div> <div>PAVING NOTES</div> <div><div>25. THE CONTRACTOR'S ATTENTION IS DIRECTED TO ITEM P-101 "PREPARATION/REMOVAL OF EXISTING PAVEMENTS" AS IT RELATES TO FILLING JOINTS AND CRACKS IN EXISTING PAVEMENT. A MIXTURE OF EMULSIFIED ASPHALT AND SAND IS REQUIRED TO FILL JOINTS AND CRACKS IN EXISTING PAVEMENT. ITEM P-605, "JOINT SEALING FILLER" WILL NOT BE ALLOWED.</div><div>26. EMULSIFIED ASPHALT TACK COAT, ITEM P-603, SHALL BE APPLIED PRIOR TO PLACING EACH LIFT OF PAVEMENT, UNLESS OTHERWISE DIRECTED BY THE RPR.</div><div>27. TRANSVERSE JOINTS IN ONE COURSE SHALL BE OFFSET BY AT LEAST 10 FEET (3 M) FROM TRANSVERSE JOINTS IN THE PREVIOUS COURSE. TRANSVERSE JOINTS IN ADJACENT LANES SHALL BE OFFSET A MINIMUM OF 10 FEET (3 M). TRANSVERSE PAVING JOINTS IN ONE LAYER SHALL LINE UP WITH TRANSVERSE JOINTS IN THE PREVIOUS LAYERS UNLESS OTHERWISE APPROVED BY THE RPR.</div><div>28. THE LONGITUDINAL JOINT IN ONE COURSE SHALL OFFSET THE LONGITUDINAL JOINT IN THE COURSE IMMEDIATELY BELOW BY AT LEAST ONE FOOT (30 CM); HOWEVER, THE JOINT IN THE SURFACE TOP COURSE SHALL BE AT THE CENTERLINE OF CROWNED PAVEMENTS. IN CASES OTHER THAN CENTERLINE JOINTS, LONGITUDINAL PAVING JOINTS IN ONE LAYER SHALL BE OFFSET FROM THAT IN THE PREVIOUS LAYER BY AT LEAST ONE FOOT (30 CM). THE JOINT AT THE CENTERLINE OF THE PAVEMENT SHALL LINE UP WITH PREVIOUS LAYER CENTERLINE JOINTS.</div><div>29. LONGITUDINAL JOINTS WHICH HAVE BEEN LEFT EXPOSED FOR MORE THAN FOUR (4) HOURS; THE SURFACE TEMPERATURE HAS COOLED TO LESS THAN 175°F (80°C); OR ARE IRREGULAR, DAMAGED, UNCOMPACTED OR OTHERWISE DEFECTIVE SHALL BE CUT BACK WITH A CUTTING WHEEL OR PAVEMENT SAW A MAXIMUM OF 3 INCHES (75 MM) TO EXPOSE A CLEAN, SOUND, UNIFORM VERTICAL SURFACE FOR THE FULL DEPTH OF THE COURSE. ALL CUTBACK MATERIAL AND ANY LAITANCE PRODUCED FROM CUTTING JOINTS SHALL BE REMOVED FROM THE PROJECT. ASPHALT TACK COAT IN ACCORDANCE WITH P-603 SHALL BE APPLIED TO THE CLEAN, DRY JOINT PRIOR TO PLACING ANY ADDITIONAL FRESH ASPHALT AGAINST THE JOINT. THE COST OF THIS WORK SHALL BE CONSIDERED INCIDENTAL TO THE COST OF THE ASPHALT. COLD JOINTS SHALL BE SAWCUT BACK A MINIMUM OF 6 INCHES (152 MM) TO EXPOSE A CLEAN, SOUND, UNIFORM VERTICAL SURFACE FOR THE FULL DEPTH OF THE LIFT. THE SAWCUT SHALL NOT BE PERFORMED UNTIL THE PAVEMENT HAS REACHED AMBIENT TEMPERATURE.</div><div>30. DELAMINATED PAVEMENT SHALL BE REMOVED BY COLD MILLING. THE LIMITS OF DELAMINATED PAVEMENT SHALL BE SAW CUT. THE LOCATION OF THE LIMITS OF DELAMINATED PAVEMENT WILL BE DETERMINED BY THE RPR.</div></div>										
	B	<div>GRADING AND EXCAVATION NOTES</div> <div><div>13. QUALITY ASSURANCE TESTS WILL BE MADE BY AND AT THE EXPENSE OF THE OWNER, UNLESS OTHERWISE NOTED. THE COST OF ALL FAILING TESTS SHALL BE BORNE BY THE CONTRACTOR.</div><div>14. THE QUANTITY OF UNCLASSIFIED EXCAVATION, ITEM P-152, INCLUDES 113 CY OF UNDERCUT EXCAVATION WHICH WILL BE USED ONLY WHEN DIRECTED BY THE RPR.</div><div>15. THE QUANTITY OF AGGREGATE BASE COURSE, ITEM P-208, INCLUDES 113 CY FOR REPLACEMENT OF UNDERCUT EXCAVATION WHICH WILL BE USED ONLY WHEN DIRECTED BY THE RPR.</div><div>16. THE EXACT LOCATIONS AND DIMENSIONS OF PAVEMENT TO BE RECONSTRUCTED SHALL BE DETERMINED BY THE RPR DURING CONSTRUCTION.</div><div>17. ALL SPOIL MATERIAL WHICH IS SUITABLE FOR EMBANKMENT AND EXCESS TOPSOIL SHALL BE DISPOSED OF ON AIRPORT PROPERTY AS SHOWN ON THE CONTRACT DRAWINGS, UNLESS OTHERWISE DIRECTED BY THE AIRPORT AUTHORITIES. SPOIL MATERIAL WHICH IS NOT SUITABLE FOR EMBANKMENT SHALL BE DISPOSED OF OFF AIRPORT PROPERTY.</div><div>18. ALL MILLINGS SHALL REMAIN THE PROPERTY OF THE OWNER AND SHALL BE MILLED TO A MAXIMUM SIZE OF 1" DIAMETER. ANY MATERIAL LARGER THAN 1" DIAMETER SHALL BE REMOVED BY THE CONTRACTOR AND DISPOSED OF OFF THE SITE. THE MATERIALS SHALL BE HAULED BY THE CONTRACTOR TO THE AIRPORT SUPPLEMENTAL STORAGE AREA AND STOCKPILED PER THE OWNER AND THE RPR. ALL COSTS SHALL BE INCLUDED IN THE COSTS OF P-101.</div><div>19. THE LIMIT FOR TOPSOILING, SEEDING, AND MULCHING ARE THE LIMITS OF GRADING SHOWN ON THE GRADING PLANS. ALL AREAS OUTSIDE OF THE GRADING LIMITS WHICH ARE DISTURBED SHALL BE RESTORED BY THE CONTRACTOR AT HIS EXPENSE.</div><div>20. TEMPORARY AIR AND WATER POLLUTION, SOIL EROSION AND SILTATION CONTROL WORK PERFORMED FOR PROTECTION OF CONSTRUCTION AREAS OUTSIDE THE CONSTRUCTION LIMITS, SUCH AS BORROW AREAS AND WASTE AREAS, HAUL ROADS, EQUIPMENT AND MATERIAL STORAGE SITES, AND TEMPORARY PLANT SITES, WILL NOT BE MEASURED AND PAID FOR DIRECTLY BUT SHALL BE CONSIDERED AS A SUBSIDIARY OBLIGATION OF THE CONTRACTOR.</div><div>21. ALL SOIL EROSION AND SEDIMENT CONTROL DEVICES AND MATERIALS SHALL BE IN PLACE PRIOR TO BEGINNING EARTHWORK OPERATIONS AND SHALL BE MAINTAINED UNTIL THE NEW SLOPES ARE STABILIZED WITH SEEDING AND/OR SLOPE PROTECTION.</div></div>													
		<div>A1</div> <div>GENERAL NOTES</div> <div>SCALE: NOT TO SCALE</div>													
1				2				3				4			



C&S Engineers, Inc.
38777 Six Mile Road, Suite 202
Livonia, Michigan 48152
Phone: 734-953-2571
Fax: 734-206-7973
www.cscos.com

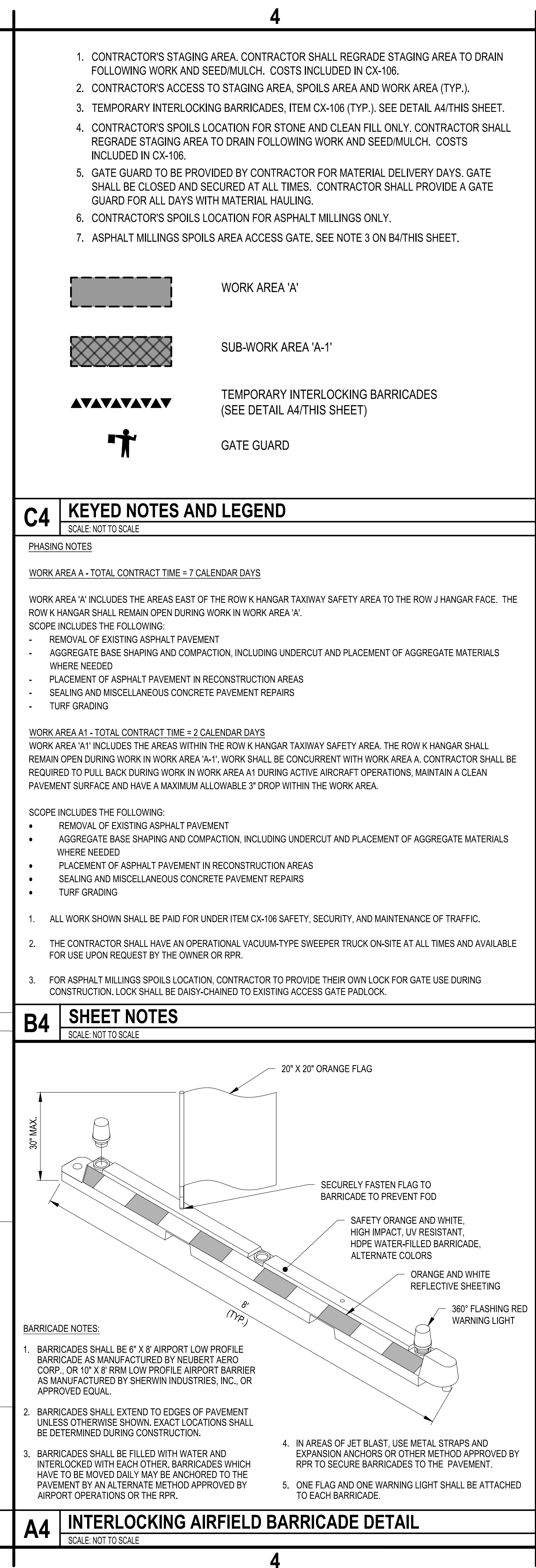





BOX HANGAR TAXILANE AND BOX HANGAR
APRON PAVEMENT RECONSTRUCTION
CITY OF ANN ARBOR
ANN ARBOR MUNICIPAL AIRPORT
ANN ARBOR, MI

MARK	DATE	DESCRIPTION
REVISIONS		
PROJECT NO:		N75.005.001
DATE:		NOVEMBER 2025
DRAWN BY:		DOAN
DESIGNED BY:		SUBER
CHECKED BY:		ALJETS
CONTRACTOR SHALL VERIFY ALL CONDITIONS ON JOB SITE & NOTIFY THE OWNER OF ANY VARIATIONS FROM DIMENSIONS SHOWN ON THESE DRAWINGS BEFORE PROCEEDING WITH ANY CONSTRUCTION.		

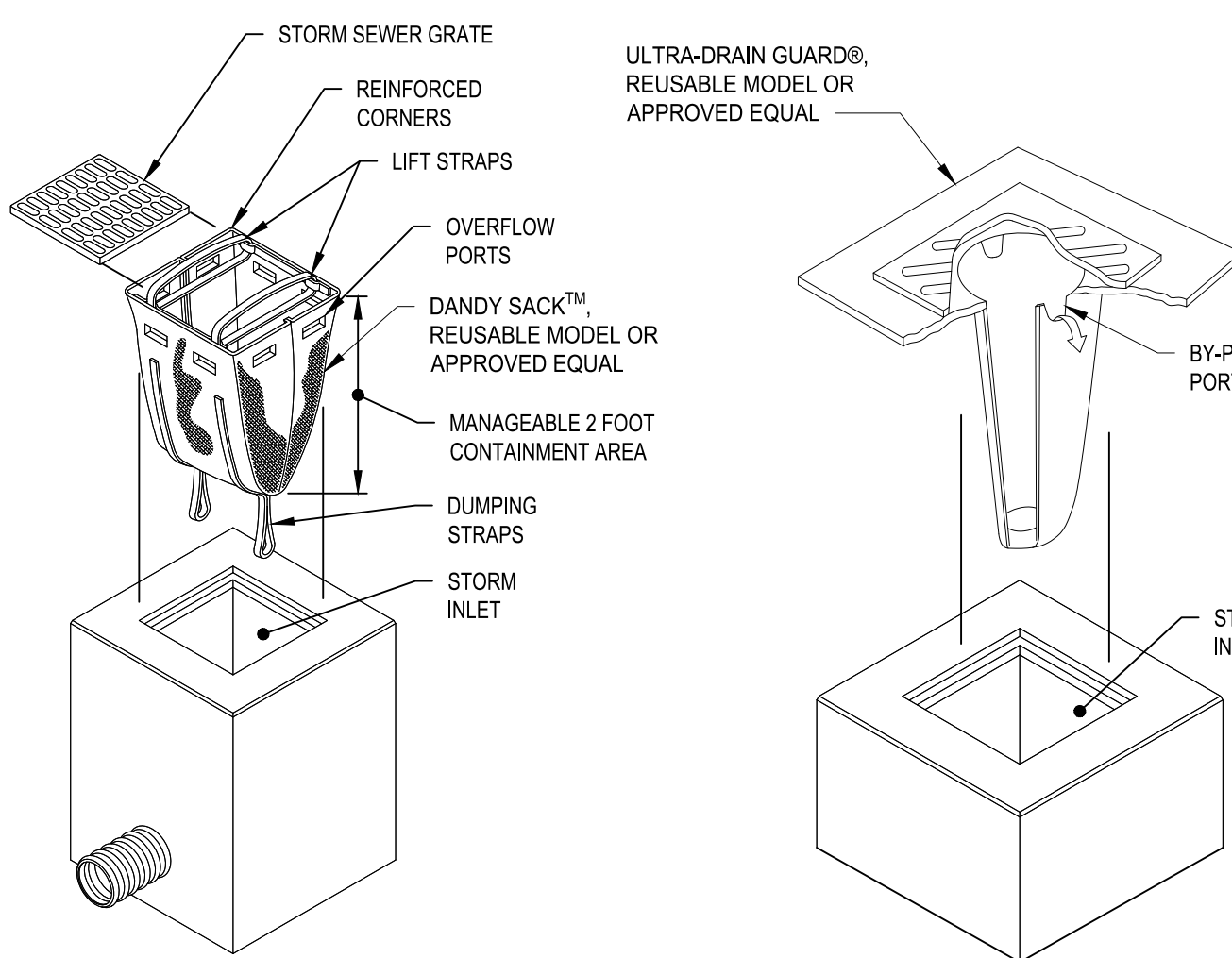
GENERAL NOTES

GI003



C	<div><p>C&S COMPANIES®</p></div> <div><p>C&S Engineers, Inc. 38777 Six Mile Road, Suite 202 Livonia, Michigan 48152 Phone: 734-953-2571 Fax: 734-206-7973 www.cscos.com</p></div>																									
	<div></div>																									
B	<div></div> <div><p>BOX HANGAR TAXILANE AND BOX HANGAR APRON PAVEMENT RECONSTRUCTION CITY OF ANN ARBOR ANN ARBOR MUNICIPAL AIRPORT ANN ARBOR, MI</p></div>																									
	<table border="1"><thead><tr><th>MARK</th><th>DATE</th><th>DESCRIPTION</th></tr></thead><tbody><tr><td colspan="3">REVISIONS</td></tr><tr><td colspan="3">PROJECT NO: N75.005.001</td></tr><tr><td colspan="3">DATE: NOVEMBER 2025</td></tr><tr><td colspan="3">DRAWN BY: DOAN</td></tr><tr><td colspan="3">DESIGNED BY: SUBER</td></tr><tr><td colspan="3">CHECKED BY: ALJETS</td></tr><tr><td colspan="3">CONTRACTOR SHALL VERIFY ALL CONDITIONS ON JOB SITE & NOTIFY THE OWNER OF ANY VARIATIONS FROM DIMENSIONS SHOWN ON THESE DRAWINGS BEFORE PROCEEDING WITH ANY CONSTRUCTION.</td></tr></tbody></table>			MARK	DATE	DESCRIPTION	REVISIONS			PROJECT NO: N75.005.001			DATE: NOVEMBER 2025			DRAWN BY: DOAN			DESIGNED BY: SUBER			CHECKED BY: ALJETS			CONTRACTOR SHALL VERIFY ALL CONDITIONS ON JOB SITE & NOTIFY THE OWNER OF ANY VARIATIONS FROM DIMENSIONS SHOWN ON THESE DRAWINGS BEFORE PROCEEDING WITH ANY CONSTRUCTION.	
MARK	DATE	DESCRIPTION																								
REVISIONS																										
PROJECT NO: N75.005.001																										
DATE: NOVEMBER 2025																										
DRAWN BY: DOAN																										
DESIGNED BY: SUBER																										
CHECKED BY: ALJETS																										
CONTRACTOR SHALL VERIFY ALL CONDITIONS ON JOB SITE & NOTIFY THE OWNER OF ANY VARIATIONS FROM DIMENSIONS SHOWN ON THESE DRAWINGS BEFORE PROCEEDING WITH ANY CONSTRUCTION.																										
A	<p>GENERAL PLAN & CONSTRUCTION SAFETY PHASING PLAN</p>																									
	<p>GC100</p> <p>SHEET NO. 4 OF 9</p> <p>Copyright ©</p>																									

Nov 03, 2025 - 2:53pm
F:\PROJECTS\15 - City of Ann Arbor\Ann Arbor Reconstruct\Design\CADD\Sheet Files\N7503001_55-07.dwg

C	1		2	
B			<p><u>CATCH BASIN INSERT INLET PROTECTION NOTES:</u></p> <ol style="list-style-type: none">1. CONTRACTOR SHALL VERIFY DIMENSIONS OF STRUCTURES WITH MANUFACTURER PRIOR TO ORDERING FOR CORRECT SIZING.2. THE CATCH BASIN INSERT SHALL BE INSTALLED, MAINTAINED AND REMOVED PER MANUFACTURER RECOMMENDATIONS.3. THE LOCATIONS SHOWN ON THE PLAN FOR PLACEMENT OF THIS DEVICE MAY VARY FROM WHERE THEY ARE ACTUALLY INSTALLED. THE DEVICES SHALL BE PLACED IN CATCH BASINS DURING CONCRETE SAW CUTTING AND DRILLING OPERATIONS, DURING REMOVAL OF CURING COMPOUND, AND AT ALL OTHER TIMES THAT THERE WILL BE WATER FLOWING INTO THE CATCH BASINS WHICH MAY CONTAIN DUST, DIRT OR OTHER FINE MATERIAL WHICH MAY CAUSE SILTATION DOWNSTREAM OF THE CONSTRUCTION SITE.4. ALL STORM WATER THAT NEEDS TO BE PUMPED FROM THE SITE SHALL BE PUMPED INTO ONE OF THESE DEVICES. THE FLOW RATE PUMPED INTO THIS DEVICE SHALL NOT EXCEED THE MANUFACTURER'S RECOMMENDED TREATMENT FLOW RATE. DURING THE PUMPING PROCESS, THE DEVICE SHALL BE MONITORED IN ORDER TO DETERMINE THAT IT IS TREATING THE WATER. IF THE WATER IS UTILIZING THE OVERFLOW PORT AND IS NOT BEING CLEANED BY THE DEVICE, THE PUMPING SHALL BE STOPPED AND THE DEVICE SHALL BE CLEANED PER MANUFACTURER'S RECOMMENDATIONS AND THEN REINSTALLED.6. MAINTENANCE SHALL BE PROVIDED BY THE CONTRACTOR WHEN THE CAPACITY IS REDUCED BY APPROXIMATELY 50 PERCENT OR DIRECTED BY THE ENGINEER.7. THE MEASUREMENT OF THE CATCH BASIN INSERT INLET PROTECTION FOR INSTANCES OF A PROPOSED / MODIFIED STRUCTURE BEING INSTALLED IN THE SAME LOCATION AS AN EXISTING ONE SHALL BE CONSIDERED AS ONE DEVICE AND ANY ADDITIONAL COSTS SHALL BE CONSIDERED INCIDENTAL.8. THIS DEVICE SHALL BE PAID FOR UNDER THE UNIT COST PER EACH FOR CATCH BASIN INSERT INLET PROTECTION. THIS COST SHALL INCLUDE ALL THE COSTS FOR MAINTENANCE, INSTALLATION, REPLACEMENT, IF NEEDED, AND ALL LABOR, EQUIPMENT AND TOOLS AND INCIDENTALS TO INSTALL PER THE MANUFACTURER'S RECOMMENDATIONS AND REMOVAL.	
	B1 STORM DRAIN INLET PROTECTION (IP)			
	SCALE: NOT TO SCALE			
A	<p><u>DUST CONTROL NOTES</u></p> <ol style="list-style-type: none">1. DUST RESULTING FROM LAND DISTURBING ACTIVITIES SHALL BE CONTROLLED TO PREVENT SURFACE AND AIR MOVEMENT OF DUST FROM DISTURBED SURFACES.2. DUST CONTROL MEASURES SHALL BE EMPLOYED ON CONSTRUCTION ROADS, ACCESS POINTS AND OTHER DISTURBED AREAS SUBJECT TO DUST MOVEMENT.3. ON NON-DRIVING AREAS, MEASURES SUCH AS VEGETATIVE COVER OR MULCH SHALL BE EMPLOYED.4. ON PAVED AREAS, WATER SHALL BE APPLIED BY SPRINKLING UNTIL THE SURFACE IS WET.5. DUST CONTROL MEASURES SHALL BE APPLIED CONSTANTLY THROUGH DRY WEATHER UNTIL ALL DISTURBED AREAS ARE STABILIZED.6. THE CONTRACTOR SHALL HAVE ON-SITE, AT ALL TIMES, A WORKING VACUUM OR REGENERATIVE AIR TYPE SWEEPER TRUCK TO CLEAR DUST AND DEBRIS FROM PAVED SURFACES. REFER TO SPECIFICATION C-102 FOR ADDITIONAL REQUIREMENTS. COST SHALL BE INCLUDED IN ITEM C-102-5.1a COMPLIANCE WITH AIR AND WATER POLLUTION, SOIL EROSION AND SILTATION CONTROL.7. THE CONTRACTOR SHALL BE RESPONSIBLE FOR IDENTIFYING A WATER SOURCE FOR FILLING THE WATER RESERVOIR OF THE SWEEPER TRUCK AND FOR ALL COSTS ASSOCIATED WITH THE WATER USED.		<p><u>EROSION CONTROL NOTES:</u></p> <p>THE FOLLOWING EROSION CONTROL PROCEDURE SHALL BE ADHERED TO BY THE CONTRACTOR:</p> <ol style="list-style-type: none">1. INSTALL TEMPORARY SILT FENCE BARRIERS AS SHOWN ON THE PLAN AND AT ALL EXISTING STORMWATER CATCH BASINS WITHIN THE WORK AREA TO PREVENT SEDIMENT MIGRATION. ALL SILT FENCE/SOCK BARRIERS SHALL BE INSTALLED IN ACCORDANCE WITH THE DETAILS SHOWN ON THE PLANS.2. THE TOPSOIL SHALL BE STRIPPED & STOCKPILED ON SITE FOR RE-USE AS DIRECTED BY THE OWNER. ALL LOCAL ORDINANCES REGARDING THE SALE AND/OR REMOVAL OF TOPSOIL FROM THE SITE MUST BE FOLLOWED.3. ALL SILT FENCES/SOCKS SHALL BE REPLACED WHENEVER THEY BECOME CLOGGED OR INOPERABLE.4. THE CONTRACTOR SHALL BE RESPONSIBLE FOR MAINTENANCE & REMOVAL OF TEMPORARY SEDIMENTATION CONTROLS.5. THE CONTRACTOR MUST CONTROL DUST DURING CONSTRUCTION. DURING EARTHWORK OPERATIONS, WATER SPREADING EQUIPMENT SHALL BE PROVIDED BY THE CONTRACTOR AND WATER APPLIED AS NECESSARY AND AS DIRECTED BY THE OWNER IN ORDER TO CONTROL DUST.6. DIRT OR DEBRIS LEFT ON LOCAL PUBLIC ROADS AS A RESULT OF THIS CONSTRUCTION PROJECT SHALL BE REMOVED & ROAD SURFACES CLEANED BY THE CONTRACTOR ON A CONTINUOUS BASIS.7. ALL DISTURBED AREAS (EXCEPT AREAS TO BE PAVED OR BUILT UPON) SHALL BE TOPSOILED TO A MINIMUM 4" DEPTH & SEEDED IMMEDIATELY AFTER FINE GRADING TAKES PLACE & AS SOON AS PHYSICALLY POSSIBLE.8. THE CONTRACTOR IS RESPONSIBLE FOR THE MAINTENANCE OF DOWNSTREAM STORM SEWERS, DITCHES & CULVERTS. SILT BUILD-UP FOUND TO BE A RESULT OF THIS SITE CONSTRUCTION WORK SHALL BE REMOVED FROM DOWNSTREAM CULVERTS BY THE CONTRACTOR AT NO ADDITIONAL EXPENSE TO THE OWNER OR THE TOWN.9. IN ADDITION TO STORM WATER DISCHARGES, THE FOLLOWING NON-STORM WATER DISCHARGES MAY CONTRIBUTE TO THE RUN-OFF FROM THE SITE:<ul style="list-style-type: none">• WATER FROM WATER SERVICE FLUSHINGS• WATER USED TO WASH DOWN CONSTRUCTION VEHICLES (NO DETERGENTS)• WATER USED FOR DUST CONTROL• UNCONTAMINATED GROUNDWATER10. THE ABOVE NON-STORM WATER FLOWS SHALL BE TREATED IN THE SAME MANNER AS STORM WATER FLOWS INDICATED HEREIN.	
	A1 DUST CONTROL NOTES		A2 EROSION CONTROL NOTES	
	SCALE: NOT TO SCALE		SCALE: NOT TO SCALE	
1		2		



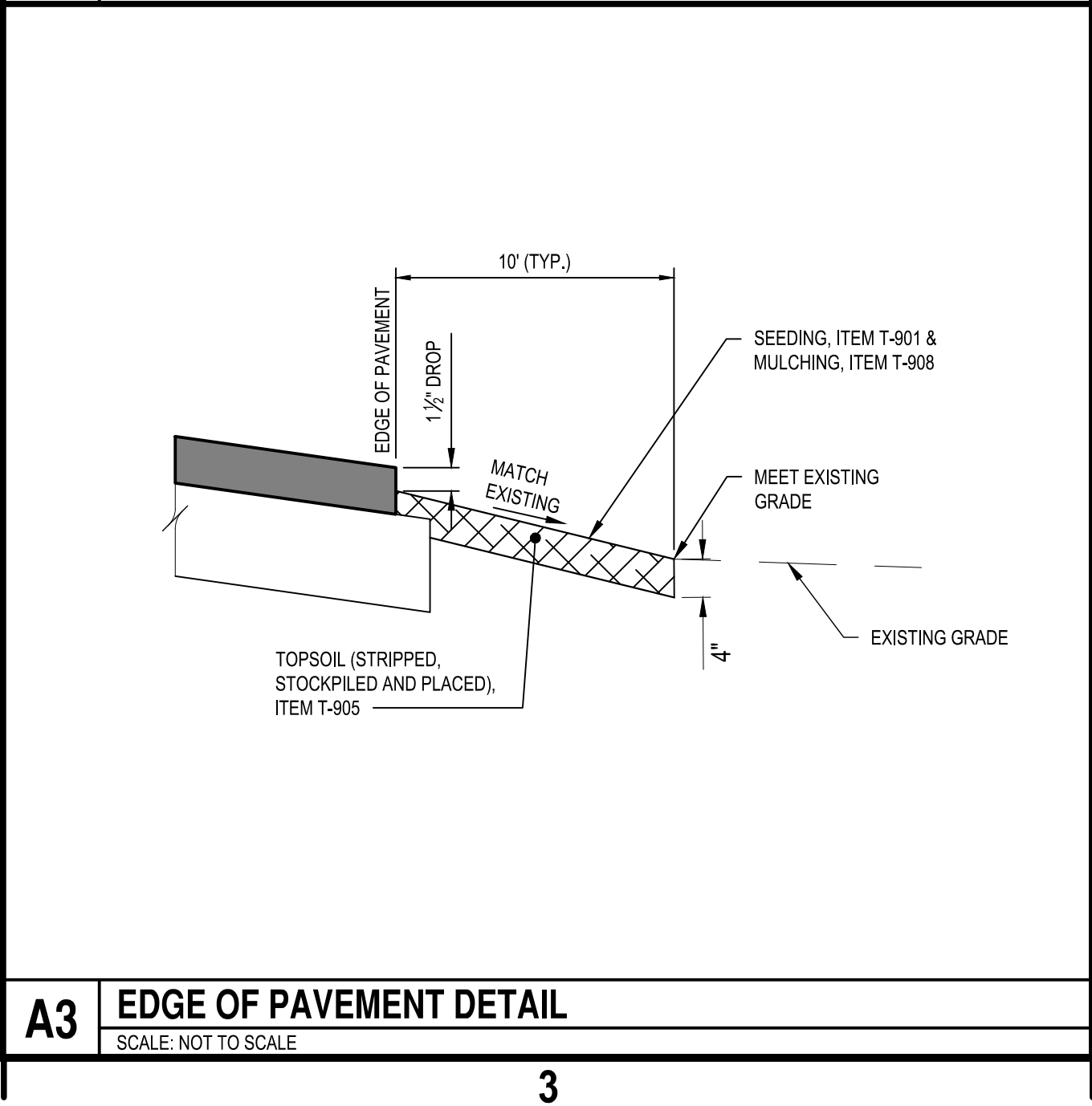
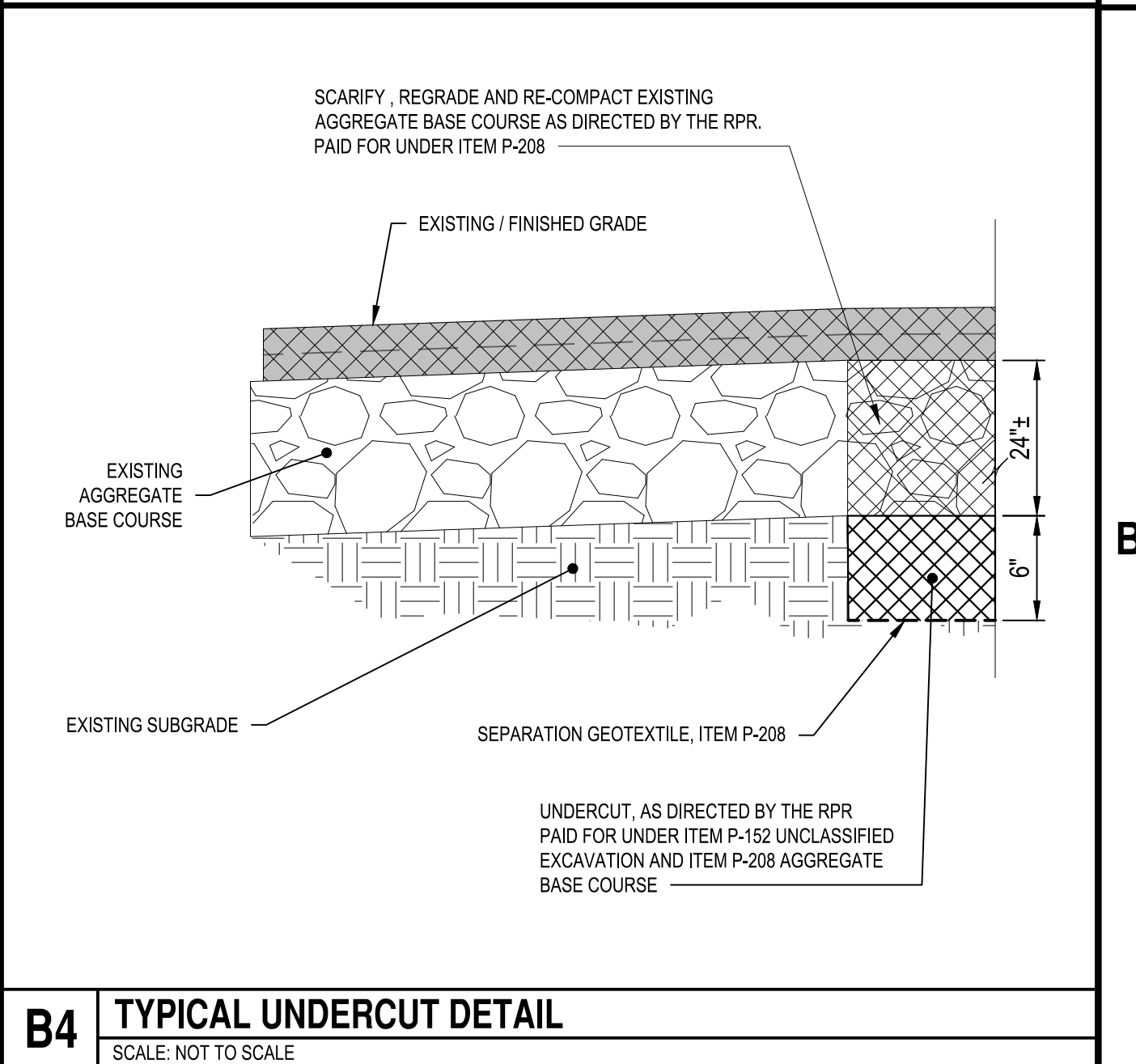
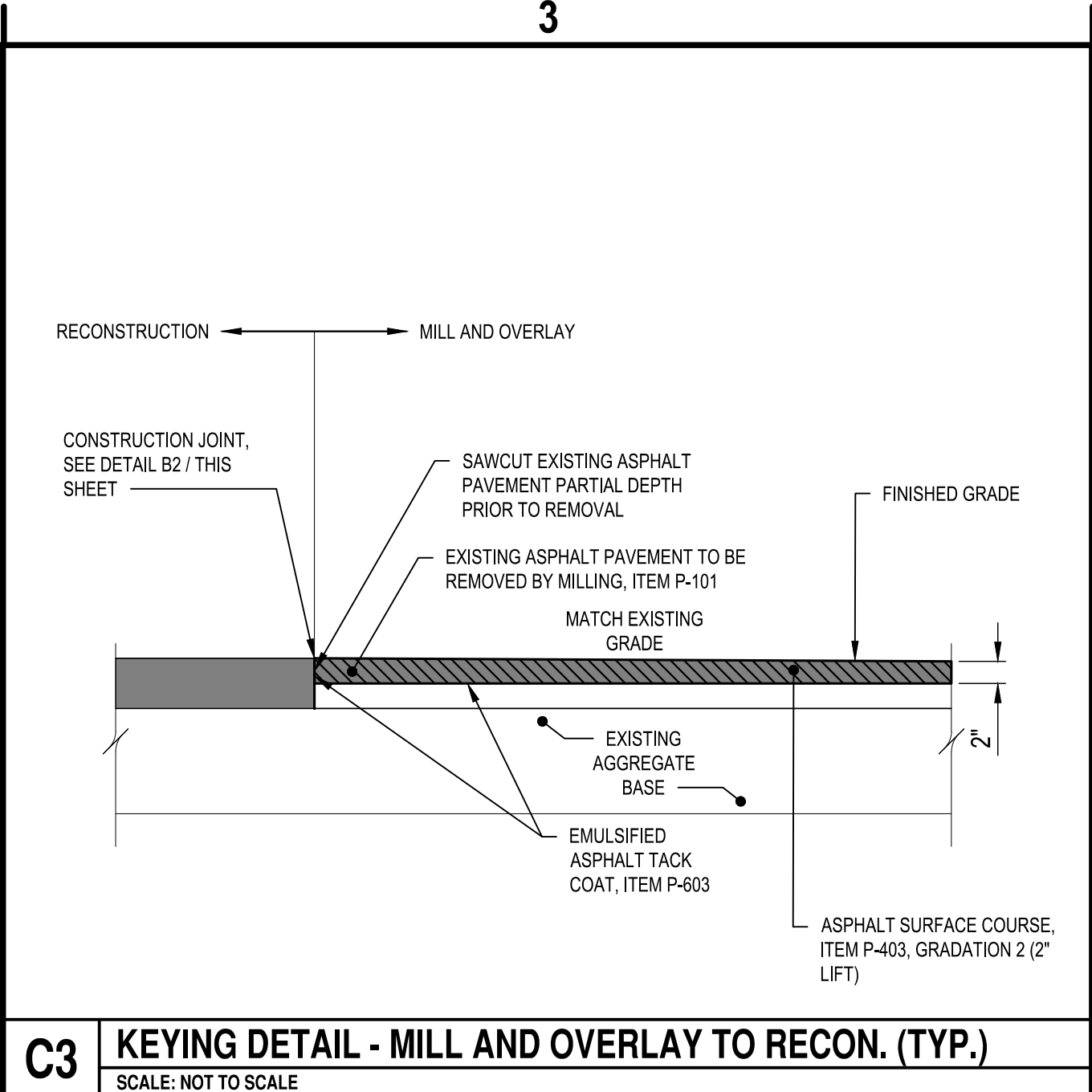
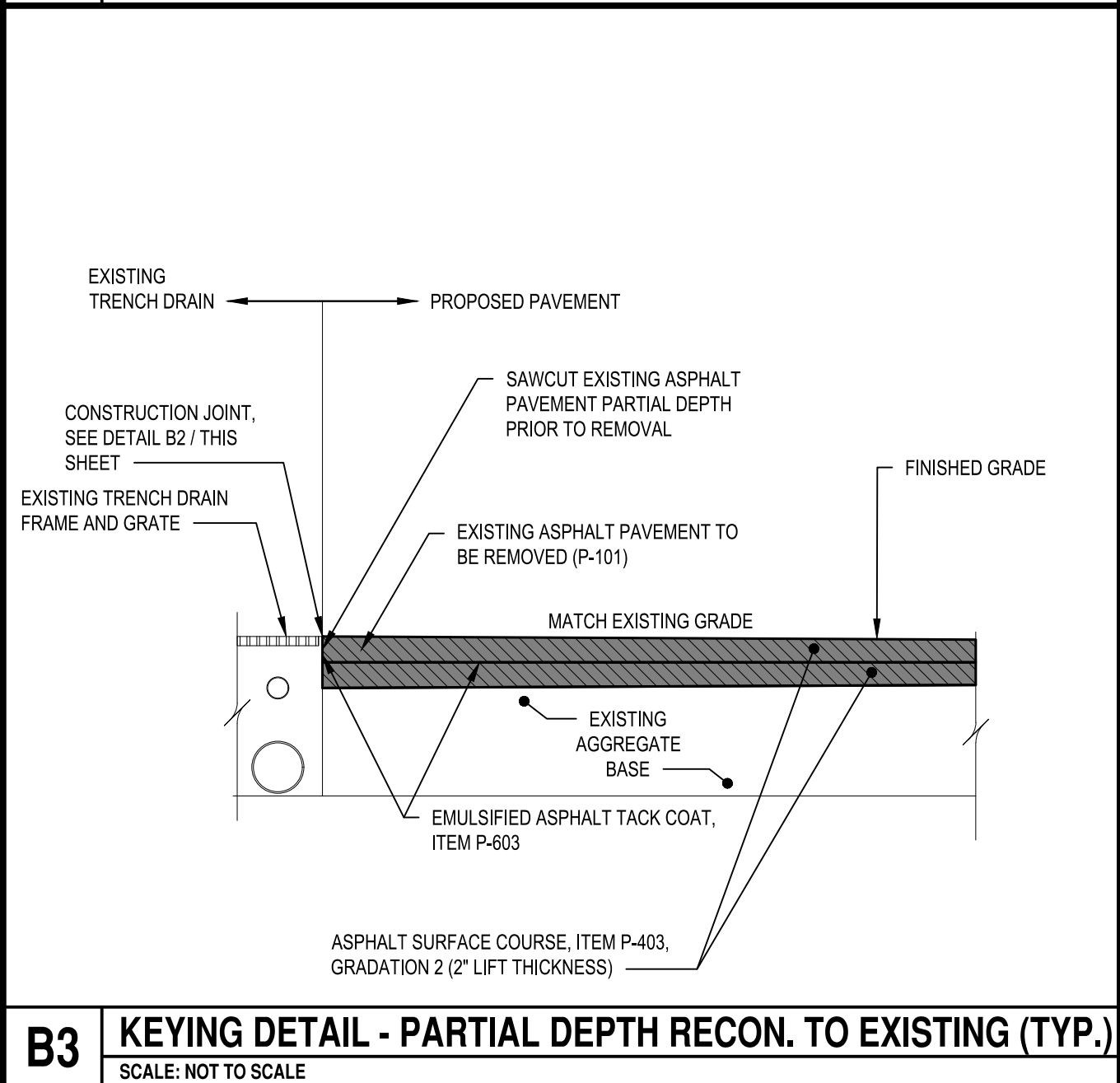
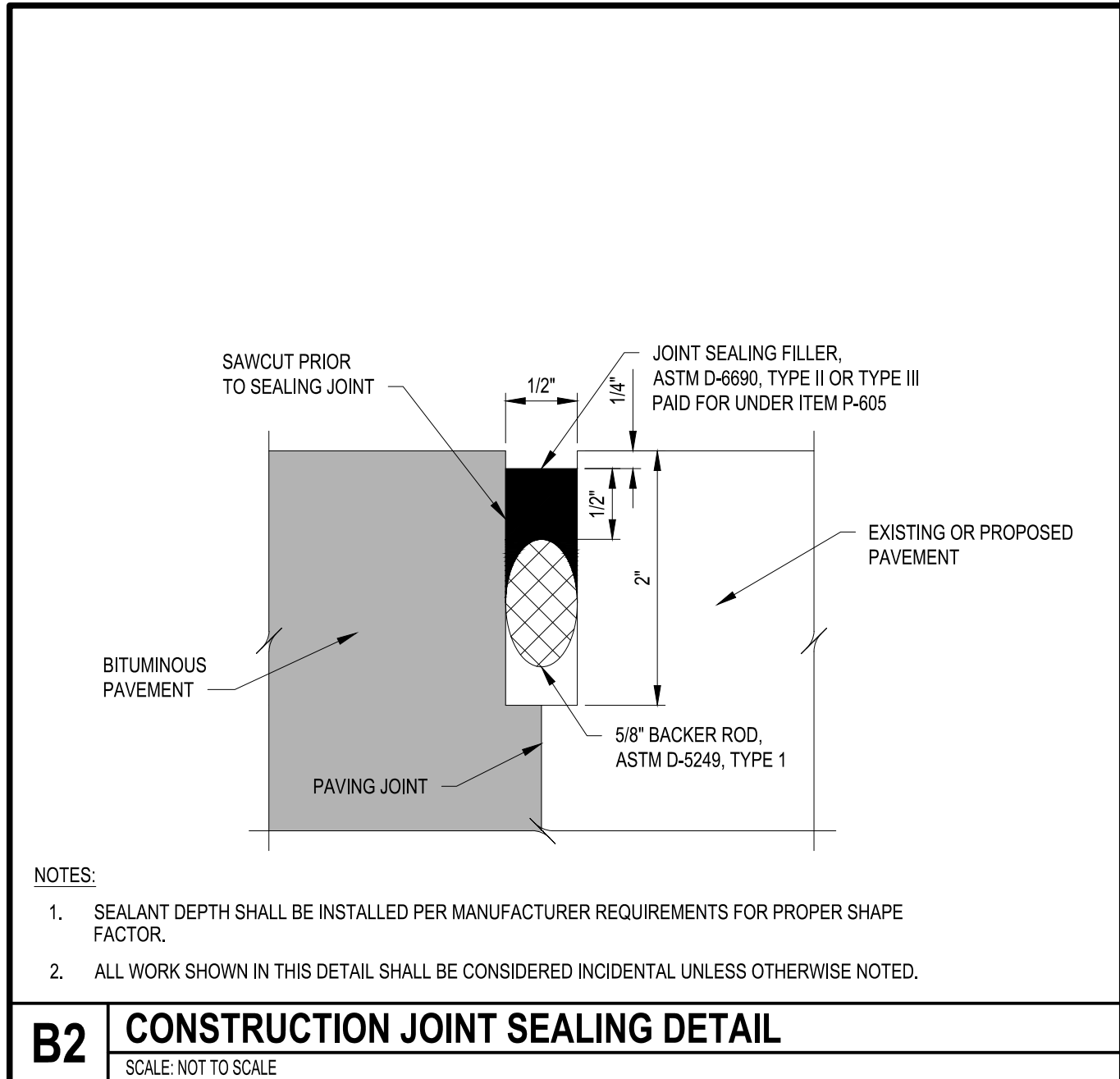
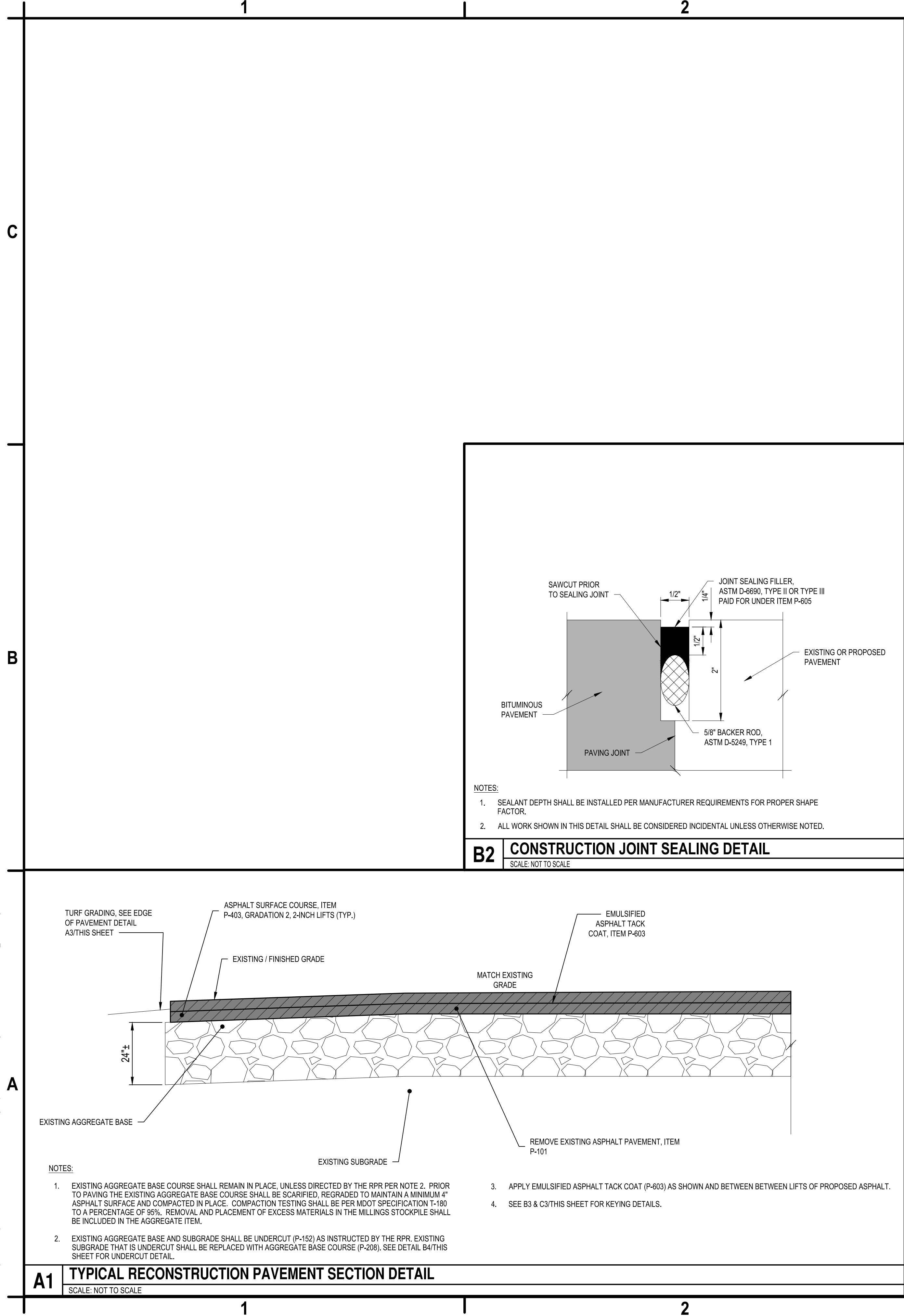
C&S Engineers, Inc.
38777 Six Mile Road, Suite 202
Livonia, Michigan 48152
Phone: 734-953-2571
Fax: 734-206-7973
www.cscos.com




BOX HANGAR TAXILANE AND BOX HANGAR
APRON PAVEMENT RECONSTRUCTION
CITY OF ANN ARBOR
ANN ARBOR MUNICIPAL AIRPORT
ANN ARBOR, MI

MARK	DATE	DESCRIPTION
REVISIONS		
PROJECT NO: N75.005.001		
DATE: NOVEMBER 2025		
DRAWN BY: DOAN		
DESIGNED BY: SUBER		
CHECKED BY: ALJETS		
CONTRACTOR SHALL VERIFY ALL CONDITIONS ON JOB SITE & NOTIFY THE OWNER OF ANY VARIATIONS FROM DIMENSIONS SHOWN ON THESE DRAWINGS BEFORE PROCEEDING WITH ANY CONSTRUCTION.		
SOIL EROSION AND SEDIMENT CONTROL DETAILS		
CE501		
SHEET NO. 5 OF 9		

Nov 03, 2025 - 2:54pm
F:\PROJECTS\15 - City of Ann Arbor\Ann Arbor Municipal Airport\Drawings\CP501 - CP-DT.dwg



C&S Engineers, Inc.
38777 Six Mile Road, Suite 202
Livonia, Michigan 48152
Phone: 734-953-2571
Fax: 734-206-7973
www.cscos.com



BOX HANGAR TAXILANE AND BOX HANGAR
APRON PAVEMENT RECONSTRUCTION
CITY OF ANN ARBOR
ANN ARBOR MUNICIPAL AIRPORT
ANN ARBOR, MI

MARK	DATE	DESCRIPTION
REVISIONS		
PROJECT NO: N75.005.001		
DATE: NOVEMBER 2025		
DRAWN BY: DOAN		
DESIGNED BY: SUBER		
CHECKED BY: ALJETS		
CONTRACTOR SHALL VERIFY ALL CONDITIONS ON JOB SITE & NOTIFY THE OWNER OF ANY VARIATIONS FROM DIMENSIONS SHOWN ON THESE DRAWINGS BEFORE PROCEEDING WITH ANY CONSTRUCTION.		

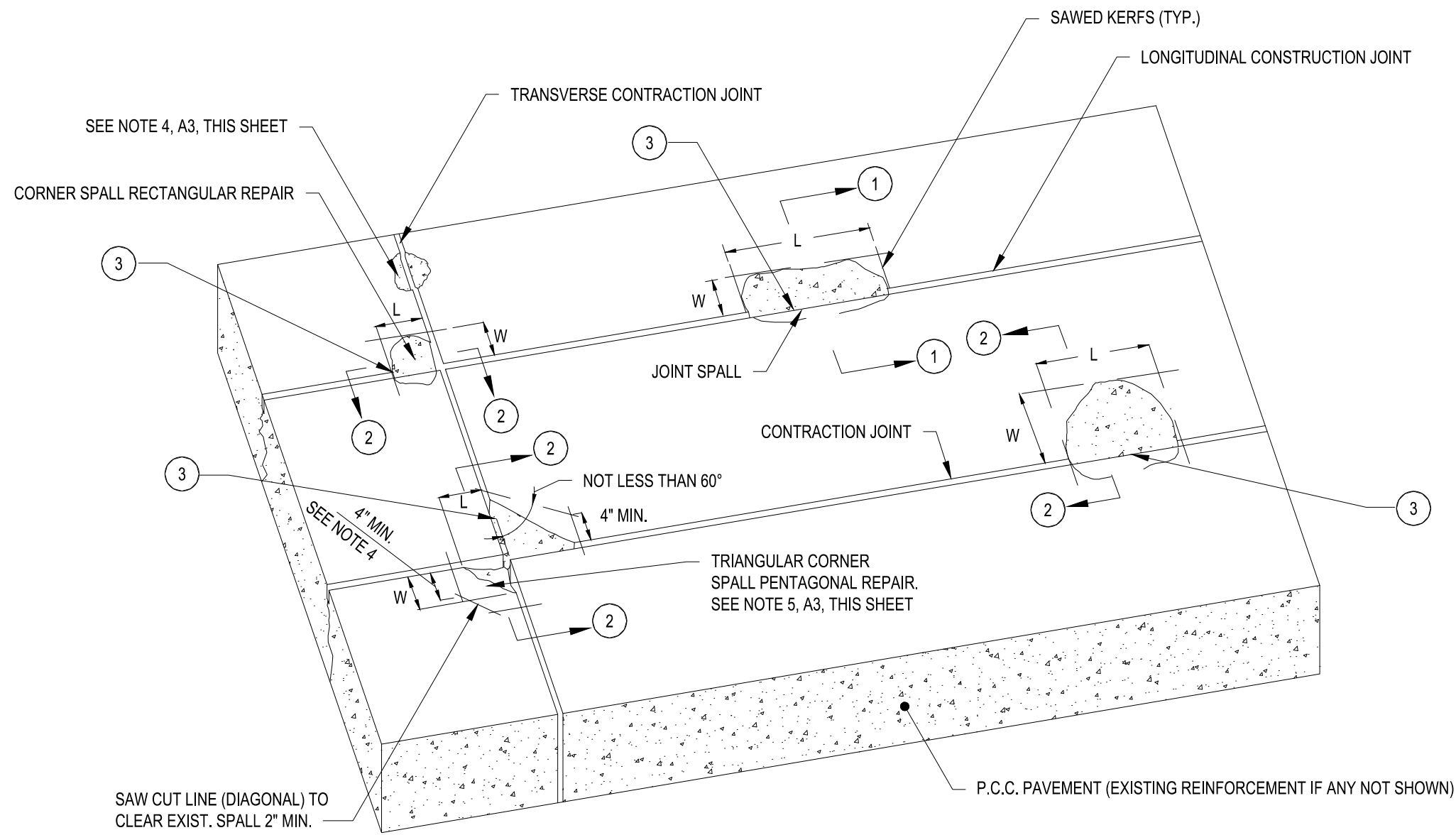
PAVEMENT DETAILS

CP501

SHEET NO. 8 OF 9

Copyright ©

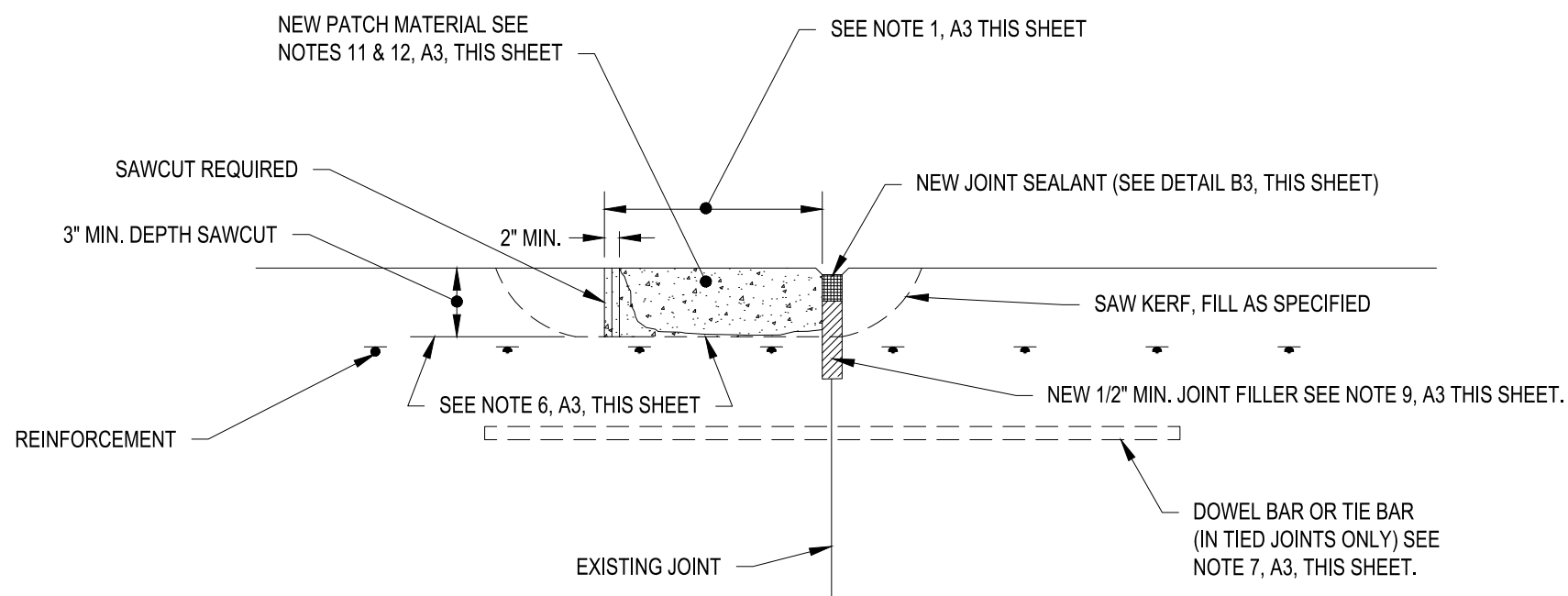
Nov 03, 2025 - 2:54pm
F:\PROJECTS - City of Ann Arbor\NT5005001 - ARB Box Hangar Apron Reconstruction\Design\CADD\Sheet Files\NT5005001_CP-DT.dwg



- NOTES:
- ① SEE DETAIL A1, THIS SHEET SPALL AT CONSTRUCTION JOINT
 - ② SEE DETAIL C3, THIS SHEET SPALL AT CONTRACTION JOINT
 - ③ SEE DETAIL B3, THIS SHEET GROOVE FOR JOINT SEALANT AT SPALL REPAIR

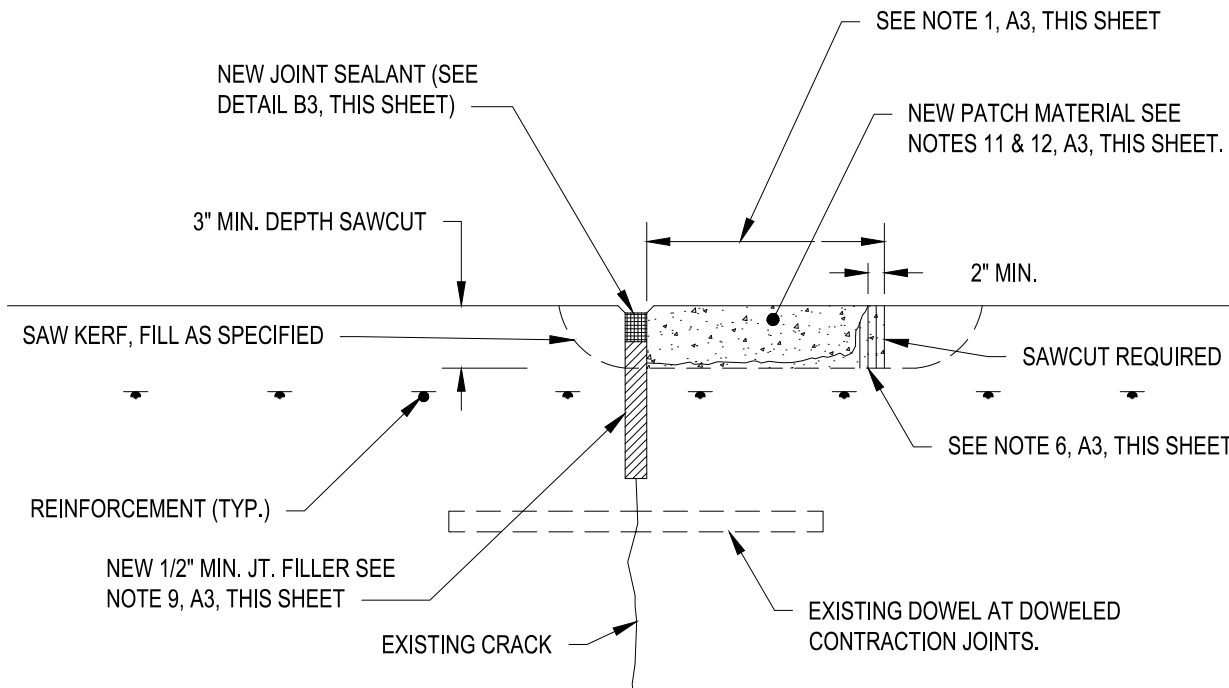
B1 SPALL REPAIRS PLAN

SCALE: NOT TO SCALE



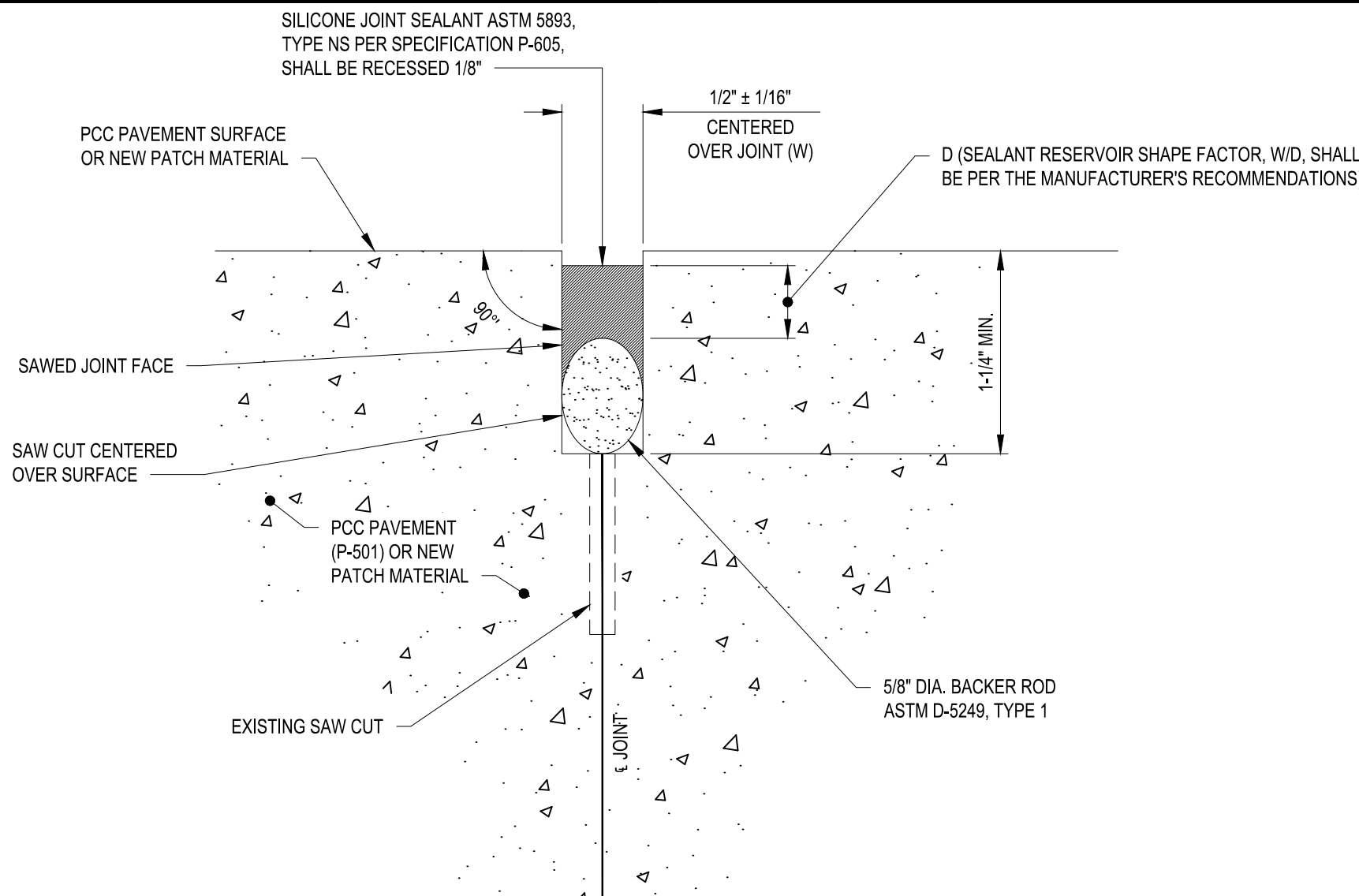
A1 SPALL REPAIR AT CONSTRUCTION JOINT DETAIL

SCALE: NOT TO SCALE



C3 SPALL REPAIR AT CONTRACTION JOINT DETAIL

SCALE: NOT TO SCALE



B3 SPALL REPAIR JOINT SEALING DETAIL

SCALE: NOT TO SCALE


- APPROX. LOCATION, LENGTH (L) AND WIDTH (W) OF EACH SPALL REPAIR, ARE NOT SHOWN. EXACT LOCATION AND DIMENSIONS SHALL BE DETERMINED AND MARKED IN THE FIELD BY THE CONTRACTOR IN THE PRESENCE OF THE RPR.
- SPALLS OCCUR IN MANY SIZES AND SHAPES. REPAIR DETAILS SHOWN ARE INTENDED TO REMOVE AND REPLACE ALL DETERIORATED CONCRETE, AND TO MAINTAIN THE SIZE OF THE SPALL REPAIR TO THE MINIMUM PRACTICAL TO AVOID UNNECESSARY REMOVAL OF SOUND CONCRETE.
- JOINT SPALLS WITH ACTUAL CAVITY WIDTHS LESS THAN 2" SHALL BE REPAIRED BY CLEANING AND FILLING WITH JOINT SEALANT IN LIEU OF SPECIFIED PATCHING MATERIAL. PAYMENT FOR THIS TYPE REPAIR WILL BE INCIDENTAL TO ITEM P-101.
- WHERE SPALL REPAIRS ARE REQUIRED ON EACH SIDE OF A JOINT OR CRACK, A NON-FLEXIBLE TYPE FILLER OR INSERT SHALL BE SECURED IN ALIGNMENT WITH THE JOINT OR CRACK AFTER BREAKING OUT THE SPALLED CONCRETE. THE SPALL REPAIRS SHALL BE COMPLETED AS INDICATED ON ONE SIDE AT A TIME.
- AT TRIANGULAR SPALLS WHERE BOTH THE LENGTH AND WIDTH OF THE REPAIR EXCEED 12", THE REPAIR SHALL BE MADE PENTAGONAL TO AVOID FEATHER EDGED CORNERS AND TO MINIMIZE SIZE OF REPAIR AREA. SAWCUTS SHALL BE MADE TO INTERSECT JOINT LINES AT APPROX. 90° (60° MIN.) FOR NOT LESS THAN 4" AS SHOWN.
- BREAK OUT AND REMOVE PAVEMENT AND UNSOUND CONCRETE WITHIN SAWCUTS TO A DEPTH NOT LESS THAN 3". CLEAN EXPOSED CAVITY SURFACES AS SPECIFIED. USE A LIGHT CHIPPING HAMMER TO PREVENT FRACTURE OF SOUND CONCRETE.
- KEYWAYS, DOWELS, TIE-BARS, OR REINFORCEMENT EXPOSED OR SAWN THROUGH DURING PREPARATION OF SPALLED AREAS SHALL BE REMOVED AND REPLACED AS DIRECTED BY THE ENGINEER. DOWEL BARS SHALL BE NEATLY COATED WITH GREASE PRIOR TO FILLING CAVITY WITH REPAIR MATERIAL.
- SAWCUT A 1/2" MIN. WIDTH GROOVE AT EXISTING JOINT LINES TO A POINT 1/2" MIN. BELOW THE PREPARED CAVITY SURFACE TO HOLD NEW FILLER INSERTS DURING PLACEMENT OF PATCH MATERIAL.
- PROVIDE JOINT FILLER TO MAINTAIN EXISTING JOINTS AND WORKING CRACKS. THICKNESS OF FILLER SHALL BE ABOUT EQUAL TO WIDTH OF EXISTING GAP AT THE JOINT OR CRACK BUT NOT LESS THAN DIMENSIONS SHOWN. DEPTH OF FILLER SHALL BE SUFFICIENT TO INSERT FILLER IN SAWED GROOVE BELOW PREPARED CAVITY SURFACE AND TO PROVIDE SEPARATION OF PATCH MATERIAL FROM EXISTING CONCRETE. INSTALL FILLER NEATLY TO PREVENT NEW PATCH MATERIALS FROM BY-PASSING FILLER AND ENTERING THE JOINT SPACE.
- APPLY BONDING MATERIAL ON ALL EXPOSED CAVITY SURFACES EXCEPT FACES OF JOINTS AND WORKING CRACKS. FILL CAVITY FLUSH WITH PAVEMENT SURFACE WITH PATCH MATERIAL AS SPECIFIED.
- REMOVAL OF CONCRETE SHALL NOT CAUSE DAMAGE TO ADJACENT EXISTING PAVEMENT. CONTRACTOR SHALL REMOVE AND REPLACE ADDITIONAL FULL DEPTH CONCRETE, AT NO ADDITIONAL COST, AS NECESSARY TO REPAIR ANY DAMAGED AREAS CAUSED BY CONTRACTOR'S OPERATIONS.
- PATCH MATERIAL SHALL BE DELPATCH AS MANUFACTURED BY THE D.S. DROWN COMPANY, 419-257-3561 OR APPROVED EQUAL.

A3 SPALL REHABILITATION GENERAL NOTES

SCALE: NOT TO SCALE



C&S Engineers, Inc.
38777 Six Mile Road, Suite 202
Livonia, Michigan 48152
Phone: 734-953-2571
Fax: 734-206-7973
www.cscos.com



**BOX HANGAR TAXILANE AND BOX HANGAR
APRON PAVEMENT RECONSTRUCTION
CITY OF ANN ARBOR
ANN ARBOR MUNICIPAL AIRPORT
ANN ARBOR, MI**

MARK	DATE	DESCRIPTION
REVISIONS		
PROJECT NO: N75.005.001		
DATE: NOVEMBER 2025		
DRAWN BY: DOAN		
DESIGNED BY: SUBER		
CHECKED BY: ALJETS		
CONTRACTOR SHALL VERIFY ALL CONDITIONS ON JOB SITE & NOTIFY THE OWNER OF ANY VARIATIONS FROM DIMENSIONS SHOWN ON THESE DRAWINGS BEFORE PROCEEDING WITH ANY CONSTRUCTION.		

PAVEMENT DETAILS

CP502

SHEET NO. 9 OF 9

Copyright ©



**CONTRACT DOCUMENTS
FOR THE CONSTRUCTION OF**

**BOX HANGAR TAXILANE AND BOX
HANGAR APRON PAVEMENT
RECONSTRUCTION**

**ANN ARBOR MUNICIPAL AIRPORT
CITY OF ANN ARBOR
ANN ARBOR, MI**

FAA AIP NO.: TBD

MDOT NO.: TBD

NOVEMBER 2025

**CONTRACT DOCUMENTS
FOR THE CONSTRUCTION OF**

**BOX HANGAR TAXILANE AND BOX
HANGAR APRON PAVEMENT
RECONSTRUCTION**

**ANN ARBOR MUNICIPAL AIRPORT
CITY OF ANN ARBOR
ANN ARBOR, MI**


FAA AIP NO. TBD

MDOT NO.: TBD

NOVEMBER 2025

BID SPECIFICATIONS

**C&S ENGINEERS, INC.
38777 SIX MILE ROAD
LIVONIA, MI 48152**



AARON M. ALJETS, P.E. – MI PE LICENSE NO. 6201052232

TABLE OF CONTENTS

QUANTITIES FOR CANVASS OF BIDS

ATTACHMENTS TO PROPOSAL

Buy American Certification

Certifications:

- Certification of Non-Segregated Facilities
- Debarment & Suspension Certification
- Lobbying and Influencing Federal Employees
- Certification of Offerer/Bidder Regarding Tax Delinquency and Felony Convictions
- Trade Restriction

Bidder's Statement of Previous Contracts Subject to EEO Clause as Described in Special Provisions to the General Provision, Section SP 70-23, Subsection A-16

Certification for Receipt of Addenda

Statement of Surety's Intent

Disadvantaged Business Enterprise Statement

Bidder's List Collection Form (Bidder's Information)

Bidder's List Collection Form (Subcontractor's Information)

Contractor's DBE Plan

DBE Letter of Intent Form

Safety Plan Compliance Document (SPCD) Certification

SPECIFICATIONS

PART 1 - GENERAL CONTRACT PROVISIONS

Section 10 Definition of Terms

Section 20 Proposal Requirements and Conditions

- 20-01 - Advertisement (Notice to Bidders)
- 20-02 - Qualifications of bidders
- 20-03 - Contents of proposal forms
- 20-04 - Issuance of proposal forms
- 20-05 - Interpretation of estimated proposal quantities
- 20-06 - Examination of plans, specifications and site
- 20-07 - Preparation of proposal
- 20-08 - Responsive and responsible bidder
- 20-09 - Irregular proposals
- 20-10 - Bid guarantee
- 20-11 - Delivery of proposal
- 20-12 - Withdrawal or revision of proposals
- 20-13 - Public opening of proposals
- 20-14 - Disqualification of bidders
- 20-15 - Discrepancies and omissions

Section 30 Award and Execution of Contract

- 30-01 - Consideration of proposals

-
- 30-02 - Award of contract
 - 30-03 - Cancellation of award
 - 30-04 - Return of proposal guarantee
 - 30-05 - Requirements of contract bonds
 - 30-06 - Execution of contract
 - 30-07 - Approval of contract
 - 30-08 - Failure to execute contract

Section 40 Scope of Work

- 40-01 - Intent of contract
- 40-02 - Alteration of work and quantities
- 40-03 - Omitted items
- 40-04 - Extra work
- 40-05 - Maintenance of traffic
- 40-06 - Removal of existing structures
- 40-07 - Rights in and use of materials found in the work
- 40-08 - Final cleanup

Section 50 Control of Work

- 50-01 - Authority of the Resident Project Representative (RPR)
- 50-02 - Conformity with plans and specifications
- 50-03 - Coordination of contract, plans and specifications
- 50-04 - List of Special Provisions
- 50-05 - Cooperation of Contractor
- 50-06 - Cooperation between contractors
- 50-07 - Construction layout and stakes
- 50-08 - Authority and duties of Quality Assurance (QA) inspectors
- 50-09 - Inspection of the work
- 50-10 - Removal of unacceptable and unauthorized work
- 50-11 - Load restrictions
- 50-12 - Maintenance during construction
- 50-13 - Failure to maintain the work
- 50-14 - Partial acceptance
- 50-15 - Final acceptance
- 50-16 - Claims for adjustment and disputes

Section 60 Control of Materials

- 60-01 - Source of supply and quality requirements
- 60-02 - Samples, tests and cited specifications
- 60-03 - Certification of compliance/analysis (COC/COA)
- 60-04 - Plant inspection
- 60-05 - Engineer/ Resident Project Representative (RPR) field office
- 60-06 - Storage of materials
- 60-07 - Unacceptable materials
- 60-08 - Owner furnished materials

Section 70 Legal Regulations and Responsibility to Public

- 70-01 - Laws to be observed
- 70-02 - Permits, licenses and taxes
- 70-03 - Patented devices, materials and processes
- 70-04 - Restoration of surfaces disturbed by others
- 70-05 - Federal participation

-
- 70-06 - Sanitary, health and safety provisions
 - 70-07 - Public convenience and safety
 - 70-08 - Construction Safety and Phasing Plan (CSPP)
 - 70-09 - Use of explosives
 - 70-10 - Protection and restoration of property and landscape
 - 70-11 - Responsibility for damage claims
 - 70-12 - Third party beneficiary clause
 - 70-13 - Opening sections of the work to traffic
 - 70-14 - Contractor's responsibility for work
 - 70-15 - Contractor's responsibility for utility service and facilities of others
 - 70-15.1 - FAA facilities and cable runs
 - 70-16 - Furnishing rights-of-way
 - 70-17 - Personal liability of public officials
 - 70-18 - No waiver of legal rights
 - 70-19 - Environmental protection
 - 70-20 - Archaeological and historical findings

Attachment A to Section 70-08 – Construction Safety and Phasing Plan (CSPP)

Section 80 Execution and Progress

- 80-01 - Subletting of contract
- 80-02 - Notice to proceed
- 80-03 - Execution and progress
- 80-04 - Limitation of operations
 - 80-04.1 - Operational safety on airport during construction
- 80-05 - Character of workers, methods and equipment
- 80-06 - Temporary suspension of the work
- 80-07 - Determination and extension of contract time
 - 80-07.1 - Contract time based on Calendar Days
- 80-08 - Failure to complete on time
- 80-09 - Default and termination of contract
- 80-10 - Termination for national emergencies
- 80-11 - Work area, storage area and sequence of operations

Section 90 Measurement and Payment

- 90-01 - Measurement of quantities
- 90-02 - Scope of payment
- 90-03 - Compensation for altered quantities
- 90-04 - Payment for omitted items
- 90-05 - Payment for extra work
- 90-06 - Partial payments
- 90-07 - Payment for materials on hand
- 90-08 - Payment of withheld funds
- 90-09 - Acceptance and final payment
- 90-10 - Construction warranty
- 90-11 - Contractor Final Project Documentation

SPECIAL PROVISIONS TO THE GENERAL CONTRACT PROVISIONS

SP 20-16 Addenda and interpretation

SP 30-10 Issued for Construction Contract Documents

SP 50-17 Additional Survey Requirements

SP 50-18 Removal of water

-
- SP 50-19 Sheeting and bracing**
SP 60-09 Shop and setting drawings and catalogue data
SP 60-10 Electrical shop drawings
SP 60-11 Substitute items
SP 60-12 Submittal procedure
SP 70-23 Federal Contract Provisions for procurement and contracting under AIP
- A1. Access to Records and Reports
 - A2. Affirmative Action Requirement
 - A3. Breach of Contract Terms
 - A4. Buy American Preference Statement
 - A5. Civil Rights - General
 - A6. Civil Rights – Title VI Assurance
 - A7. Clean Air and Water Pollution Control
 - A8. Contract Workhours and Safety Standards Act Requirements
 - A9. Copeland “Anti-Kickback” Act
 - A10. Davis-Bacon Requirements
 - A11. Debarment and Suspension
 - A12. Disadvantaged Business Enterprise
 - A13. Distracted Driving
 - A14. Energy Conservation Requirements
 - A15. Drug Free Workplace Requirements
 - A16. Equal Employment Opportunity (EEO)
 - A17. Federal Fair labor Standards Act (Federal Minimum Wage)
 - A18. Lobbying and Influencing Federal Employees
 - A19. Prohibition of Segregated Facilities
 - A20. Occupational Safety and Health Act of 1970
 - A21. Procurement of Recovered Materials
 - A22. Right to Inventions
 - A23. Seismic Safety
 - A24. Tax Delinquency and Felony Convictions
 - A25. Termination of Contract
 - A26. Trade Restriction Certification
 - A27. Veteran’s Preference
 - A28. Domestic Preferences for Procurements

SP 90-12 Security for construction warranty

MONTHLY DBE REPORT

SUBCONTRACTOR’S PROMPT PAYMENT CERTIFICATION

DISADVANTAGED BUSINESS ENTERPRISE DBE PARTICIPATION SUMMARY

EQUAL EMPLOYMENT OPPORTUNITY POSTER

FEDERAL WAGE RATES

PART 2 – GENERAL CONSTRUCTION ITEMS

TECHNICAL SPECIFICATIONS

Item Number	Description
C-100	Contractor Quality Control Program (CQCP)
C-102	Temporary Air and Water Pollution, Soil Erosion, and Siltation Control
C-105	Mobilization
CX-106	Safety, Security and Maintenance of Traffic
C-110	Method of Estimating Percentage of Material Within Specification Limits (PWL)
P-101	Preparation/Removal of Existing Pavements
P-152	Excavation, Subgrade, and Embankment
P-208	Aggregate Base Course
P-403	Asphalt Mix Pavement
P-603	Emulsified Asphalt Tack Coat
P-605	Joint Sealants for Pavements
P-610	Concrete for Miscellaneous Structures
T-901	Seeding
T-905	Topsoil
T-908	Mulching

GEOTECHNICAL INFORMATION

CONTRACT DRAWINGS

Sheet No.	Ref. No.	Title
1	GI001	Title Sheet
2	GI002	Legend, Sheet Index, and Quantities for Canvass of Bids
3	GI003	General Notes
4	GC100	General Plan & Construction Safety Phasing Plan
5	CE501	Soil Erosion and Sediment Control Details
6	CD101	Demolition Plan
7	CP101	Geometry Plan
8	CP501	Pavement Details
9	CP502	Pavement Details

END OF TABLE OF CONTENTS

ANN ARBOR MUNICIPAL AIRPORT

BOX HANGAR TAXILANE AND BOX HANGAR APRON PAVEMENT RECONSTRUCTION

BIDDERS ARE REQUIRED TO COMPLETE ALL FIELDS SHADED.
ALL OTHER FIELDS WILL BE AUTOMATICALLY CALCULATED.
AN EXCEL FILE WILL BE PROVIDED AND THESE SHEETS CAN BE FILLED OUT IN EXCEL OR HARD COPY.
ONLY HARD COPIES SHALL BE RETURNED WITH YOUR PROPOSAL.

ITEM NO	SPEC	DESCRIPTION	QUANTITY	UNITS	UNIT PRICE	TOTAL
BASE BID						
1	C-100	CONTRACTOR QUALITY CONTROL PROGRAM (CQCP)				
			1	LS		
2	C-102	COMPLIANCE W/ POLLUTION, EROSION & SILTATION CONTROL				
			1	LS		
3	C-102-5.1	INSTALLATION AND REMOVAL OF STORM DRAIN INLET PROTECTION				
			3	EACH		
4	C-102-5.1	INSTALLATION AND REMOVAL OF SILT FENCE				
			375	LF		
5	C-102-5.1	INSTALLATION AND REMOVAL OF FILTER FABRIC IN TRENCH DRAIN				
			360	LF		
6	C-105-6.1	MOBILIZATION (10%+/- MAXIMUM)				
			1	LS		
7	CX-106-3.1	SAFETY, SECURITY AND MAINTENANCE OF TRAFFIC				
			1	LS		
8	P-101-5.1	PAVEMENT REMOVAL				
			3,370	SY		

ANN ARBOR MUNICIPAL AIRPORT

BOX HANGAR TAXILANE AND BOX HANGAR APRON PAVEMENT RECONSTRUCTION

BIDDERS ARE REQUIRED TO COMPLETE ALL FIELDS SHADED.
ALL OTHER FIELDS WILL BE AUTOMATICALLY CALCULATED.
AN EXCEL FILE WILL BE PROVIDED AND THESE SHEETS CAN BE FILLED OUT IN EXCEL OR HARD COPY.
ONLY HARD COPIES SHALL BE RETURNED WITH YOUR PROPOSAL.

ITEM NO	SPEC	DESCRIPTION	QUANTITY	UNITS	UNIT PRICE	TOTAL
9	P-101-5.5	CONCRETE SPALL REPAIRS				
			50	SF		
10	P-101-5.6	COLD MILLING				
			300	SY		
11	P-152-4.1	UNCLASSIFIED EXCAVATION				
			120	CY		
12	P-208-5.1	AGGREGATE BASE COURSE				
			120	CY		
13	P-208-5.2	SEPARATION GEOTEXTILE				
			675	SY		
14	P-208-5.3	SCARIFY, REGRADE AND RECOMPACT EXISTING AGGREGATE BASE COURSE				
			3,400	SY		
15	P-403-5.1	ASPHALT MIXTURE, GRADATION 2, SURFACE COURSE				
			1,200	TON		
16	P-603-5.1	EMULSIFIED ASPHALT TACK COAT				
			300	GAL		

ANN ARBOR MUNICIPAL AIRPORT						
BOX HANGAR TAXILANE AND BOX HANGAR APRON PAVEMENT RECONSTRUCTION						
BIDDERS ARE REQUIRED TO COMPLETE ALL FIELDS SHADED. ALL OTHER FIELDS WILL BE AUTOMATICALLY CALCULATED. AN EXCEL FILE WILL BE PROVIDED AND THESE SHEETS CAN BE FILLED OUT IN EXCEL OR HARD COPY. ONLY HARD COPIES SHALL BE RETURNED WITH YOUR PROPOSAL.						
ITEM NO	SPEC	DESCRIPTION	QUANTITY	UNITS	UNIT PRICE	TOTAL
17	P-605-5.1	JOINT SEALING FILLER				
			1,750	LF		
18	P-610-6.1	CONCRETE MAINTENANCE PAD				
			1	LS		
19	T-901-5.1	SEEDING				
			340	SY		
TOTAL CONTRACT - BASE BID						

ATTACHMENTS TO PROPOSAL

BIDDER and his/her surety, where appropriate, have completed and executed the attached documents which are identified below.

Buy American Certification

Certifications:

- Certification of Non-Segregated Facilities
- Debarment & Suspension Certification
- Lobbying and Influencing Federal Employees
- Certification of Offerer/Bidder Regarding Tax Delinquency and Felony Convictions
- Trade Restriction

Bidder's Statement of Previous Contracts Subject to EEO Clause as Described in Special Provisions to the General Provisions, Section SP 70-23, subsection A-12

Certification for Receipt of Addenda

Statement of Surety's Intent

Disadvantaged Business Enterprise (DBE) and Small Business Element (SBE) Statement

Bidder's List Collection Form (Bidder's Information)

Bidder's List Collection Form (Subcontractor's Information)

Contractor's DBE Plan

DBE Letter of Intent Form

Safety Plan Compliance Document (SPCD) Certification

BUY AMERICAN CERTIFICATION

The Contractor certifies that its bid/offer is in compliance with 49 USC § 50101, BABA and other related Made in America Laws (Per Executive Order 14005 “Made in America Laws” means all statutes, regulations, rules, and Executive Orders relating to federal financial assistance awards or federal procurement, including those that refer to “Buy America” or “Buy American,” that require, or provide a preference for, the purchase or acquisition of goods, products, or materials produced in the United States, including iron, steel, and manufactured products offered in the United States.), U.S. statutes, guidance, and FAA policies, which provide that Federal funds may not be obligated unless all iron, steel and manufactured goods used in AIP funded projects are produced in the United States, unless the Federal Aviation Administration has issued a waiver for the product; the product is listed as an Excepted Article, Material Or Supply in Federal Acquisition Regulation subpart 25.108; or is included in the FAA Nationwide Buy American Waivers Issued list.

The bidder or offeror must complete and submit the certification of compliance with FAA’s Buy American Preference, BABA and Made in America laws included herein with their bid or offer. The Airport Sponsor/Owner will reject as nonresponsive any bid or offer that does not include a completed certification of compliance with FAA’s Buy American Preference and BABA.

The bidder or offeror certifies that all constructions materials, defined to mean an article, material, or supply other than an item of primarily iron or steel; a manufactured product; cement and cementitious materials; aggregates such as stone, sand, or gravel; or aggregate binding agents or additives that are or consist primarily of: non-ferrous metals; plastic and polymer-based products (including polyvinylchloride, composite building materials, and polymers used in fiber optic cables); glass (including optic glass); lumber; or drywall used in the project are manufactured in the U.S.

CERTIFICATION OF COMPLIANCE WITH FAA BUY AMERICAN PREFERENCE – CONSTRUCTION PROJECTS

As a matter of bid responsiveness, the bidder or offeror must complete, sign, date, and submit this certification statement with its proposal. The bidder or offeror must indicate how it intends to comply with 49 USC § 50101, BABA and other related Made in America Laws, U.S. statutes, guidance, and FAA policies, by selecting one of the following certification statements. These statements are mutually exclusive. Bidder must select one or the other (i.e., not both) by inserting a checkmark (✓) or the letter “X”.

- ☐ Bidder or offeror hereby certifies that it will comply with 49 USC § 50101, BABA and other related U.S. statutes, guidance, and policies of the FAA by:
- a) Only installing iron, steel and manufactured products produced in the United States;
 - b) Only installing construction materials defined as: an article, material, or supply – other than an item of primarily iron or steel; a manufactured product; cement and cementitious materials; aggregates such as stone, sand, or gravel; or aggregate binding agents or additives that are or consist primarily of non-ferrous metals; plastic and polymer-based products (including polyvinylchloride, composite building materials, and polymers used in fiber optic cables); glass (including optic glass); lumber or drywall that have been manufactured in the United States.
 - c) Installing manufactured products for which the Federal Aviation Administration (FAA) has issued a waiver as indicated by inclusion on the current FAA Nationwide Buy American Waivers Issued listing; or

-
- d) Installing products listed as an Excepted Article, Material or Supply in Federal Acquisition Regulation Subpart 25.108.

By selecting this certification statement, the bidder or offeror agrees:

- a) To provide to the Airport Sponsor or the FAA evidence that documents the source and origin of the iron, steel, and/or manufactured product.
- b) To faithfully comply with providing U.S. domestic products.
- c) To refrain from seeking a waiver request after establishment of the contract, unless extenuating circumstances emerge that the FAA determines justified.
- d) Certify that all construction materials used in the project are manufactured in the U.S.

☐ The bidder or offeror hereby certifies it cannot comply with the 100 percent Buy American Preferences of 49 USC § 50101(a) but may qualify for a Type 3 or Type 4 waiver under 49 USC § 50101(b). By selecting this certification statement, the apparent bidder or offeror with the apparent low bid agrees:

- a) To submit to the Airport Sponsor or FAA within 15 calendar days of being selected as the responsive bidder, a formal waiver request and required documentation that supports the type of waiver being requested.
- b) That failure to submit the required documentation within the specified timeframe is cause for a non-responsive determination that may result in rejection of the proposal.
- c) To faithfully comply with providing U.S. domestic products at or above the approved U.S. domestic content percentage as approved by the FAA.
- d) To furnish U.S. domestic product for any waiver request that the FAA rejects.
- e) To refrain from seeking a waiver request after establishment of the contract, unless extenuating circumstances emerge that the FAA determines justified.

Required Documentation

Type 2 Waiver (Nonavailability) - The iron, steel, manufactured goods or construction materials or manufactured goods are not available in sufficient quantity or quality in the United States. The required documentation for the Nonavailability waiver is

- a) Completed Content Percentage Worksheet and Final Assembly Questionnaire
- b) Record of thorough market research, consideration where appropriate of qualifying alternate items, products, or materials including;
- c) A description of the market research activities and methods used to identify domestically manufactured items capable of satisfying the requirement, including the timing of the research and conclusions reached on the availability of sources.

Type 3 Waiver – The cost of components and subcomponents produced in the United States is more than 60 percent of the cost of all components and subcomponents of the “facility/project.” The required documentation for a Type 3 waiver is:

- a) Completed Content Percentage Worksheet and Final Assembly Questionnaire including;
- b) Listing of all manufactured products that are not comprised of 100 percent U.S. domestic content (excludes products listed on the FAA Nationwide Buy American Waivers Issued listing and products excluded by Federal Acquisition Regulation Subpart 25.108; products of unknown origin must be considered as non-domestic products in their entirety).

-
- c) Cost of non-domestic components and subcomponents, excluding labor costs associated with final assembly and installation at project location.
 - d) Percentage of non-domestic component and subcomponent cost as compared to total “facility” component and subcomponent costs, excluding labor costs associated with final assembly and installation at project location.

Type 4 Waiver (Unreasonable Costs) - Applying this provision for iron, steel, manufactured goods or construction materials would increase the cost of the overall project by more than 25 percent. The required documentation for this waiver is:

- a) A completed Content Percentage Worksheet and Final Assembly Questionnaire from
- b) At minimum two comparable equal bids and/or offers;
- c) Receipt or record that demonstrates that supplier scouting called for in Executive Order 14005, indicates that no domestic source exists for the project and/or component;
- d) Completed waiver applications for each comparable bid and/or offer.

False Statements: Per 49 USC § 47126, this certification concerns a matter within the jurisdiction of the Federal Aviation Administration and the making of a false, fictitious, or fraudulent certification may render the maker subject to prosecution under Title 18, United States Code.

Date

Signature

Company Name

Title

(Buy American form(s) must be completed and submitted with the Proposal.)

CERTIFICATIONS

BIDDER'S NAME: _____

ADDRESS: _____

TELEPHONE NO.: _____ **FAX NO.** _____

IRS EMPLOYER IDENTIFICATION NUMBER: _____

NOTICE OF NONSEGREGATED FACILITIES REQUIREMENT

Notice to Prospective Federally Assisted Construction Contractors

1. A Certification of Non-segregated Facilities shall be submitted prior to the award of a federally-assisted construction contract exceeding \$10,000 which is not exempt from the provisions of the Equal Opportunity Clause.
2. Contractors receiving federally-assisted construction contract awards exceeding \$10,000 which are not exempt from the provisions of the Equal Opportunity Clause will be required to provide for the forwarding of the following notice to prospective subcontractors for supplies and construction contracts where the subcontracts exceed \$10,000 and are not exempt from the provisions of the Equal Opportunity Clause.
3. The penalty for making false statements in offers is prescribed in 18 U.S.C. § 1001.

Notice to Prospective Subcontractors of Requirements for Certification of Non-Segregated Facilities

1. A Certification of Non-segregated Facilities shall be submitted prior to the award of a subcontract exceeding \$10,000, which is not exempt from the provisions of the Equal Opportunity Clause.
2. Contractors receiving subcontract awards exceeding \$10,000 which are not exempt from the provisions of the Equal Opportunity Clause will be required to provide for the forwarding of this notice to prospective subcontractors for supplies and construction contracts where the subcontracts exceed \$10,000 and are not exempt from the provisions of the Equal Opportunity Clause.
3. The penalty for making false statements in offers is prescribed in 18 U.S.C. § 1001.

* * * * *

CERTIFICATION OF NON-SEGREGATED FACILITIES

The federally-assisted construction contractor certifies that she or he does not maintain or provide, for his employees, any segregated facilities at any of his establishments and that she or he does not permit his employees to perform their services at any location, under his control, where segregated facilities are maintained. The federally-assisted construction contractor certifies that she or he will not maintain or provide, for his employees, segregated facilities at any of his establishments and that she or he will not permit his employees to perform their services at any location under his control where segregated facilities are maintained. The federally-assisted construction contractor agrees that a breach of this certification is a violation of the Equal Opportunity Clause in this contract.

As used in this certification, the term "segregated facilities" means any waiting rooms, work areas, restrooms, and washrooms, restaurants and other eating areas, time clocks, locker rooms and other storage or dressing areas, parking lots, drinking fountains, recreation or entertainment areas, transportation, and

housing facilities provided for employees which are segregated by explicit directives or are, in fact, segregated on the basis of race, color, religion, or national origin because of habit, local custom, or any other reason. The federally-assisted construction contractor agrees that (except where she or he has obtained identical certifications from proposed subcontractors for specific time periods) she or he will obtain identical certifications from proposed subcontractors prior to the award of subcontracts exceeding \$10,000 which are not exempt from the provisions of the Equal Opportunity Clause and that she or he will retain such certifications in his files.

* * * * *

CERTIFICATION OF OFFEROR/BIDDER REGARDING DEBARMENT

By submitting a bid/proposal under this solicitation, the bidder or offeror certifies that neither it nor its principals are presently debarred or suspended by any Federal department or agency from participation in this transaction.

CERTIFICATION OF LOWER TIER CONTRACTORS REGARDING DEBARMENT

The successful bidder, by administering each lower tier subcontract that exceeds \$25,000 as a “covered transaction”, must verify each lower tier participant of a “covered transaction” under the project is not presently debarred or otherwise disqualified from participation in this federally assisted project. The successful bidder will accomplish this by:

1. Checking the System for Award Management at website: <http://www.sam.gov>
2. Collecting a certification statement similar to the Certificate Regarding Debarment and Suspension (Bidder or Offeror), above.
3. Inserting a clause or condition in the covered transaction with the lower tier contract

If the FAA later determines that a lower tier participant failed to disclose to a higher tier participant that it was excluded or disqualified at the time it entered the covered transaction, the FAA may pursue any available remedies, including suspension and debarment of the non-compliant participant.

* * * * *

CERTIFICATION REGARDING LOBBYING

The Bidder or Offeror certifies by signing and submitting this bid or proposal, to the best of his or her knowledge and belief, that:

- (1) No Federal appropriated funds have been paid or will be paid, by or on behalf of the Bidder or Offeror, to any person for influencing or attempting to influence an officer or employee of an agency, a Member of Congress, an officer or employee of Congress, or an employee of a Member of Congress in connection with the awarding of any Federal contract, the making of any Federal grant, the making of any Federal loan, the entering into of any cooperative agreement, and the extension, continuation, renewal, amendment, or modification of any Federal contract, grant, loan, or cooperative agreement.
- (2) If any funds other than Federal appropriated funds have been paid or will be paid to any person for influencing or attempting to influence an officer or employee of any agency, a Member of

Congress, an officer or employee of Congress, or an employee of a Member of Congress in connection with this Federal contract, grant, loan, or cooperative agreement, the undersigned shall complete and submit Standard Form-LLL, "Disclosure Form to Report Lobbying," in accordance with its instructions.

- (3) The undersigned shall require that the language of this certification be included in the award documents for all sub-awards at all tiers (including subcontracts, subgrants, and contracts under grants, loans, and cooperative agreements) and that all sub-recipients shall certify and disclose accordingly.

This certification is a material representation of fact upon which reliance was placed when this transaction was made or entered into. Submission of this certification is a prerequisite for making or entering into this transaction imposed by section 1352, title 31, U.S. Code. Any person who fails to file the required certification shall be subject to a civil penalty of not less than \$10,000 and not more than \$100,000 for each such failure.

* * * * *

CERTIFICATION OF OFFERER/BIDDER REGARDING TAX DELINQUENCY AND FELONY CONVICTIONS

The Contractor must complete the following two certification statements. The Contractor must indicate its current status as it relates to tax delinquency and felony conviction by inserting a checkmark (✓) in the space following the applicable response. The Contractor agrees that, if awarded a contract resulting from this solicitation, it will incorporate this provision for certification in all lower tier subcontracts.

Certifications

- 1) The Contractor represents that it is () is not () a corporation that has any unpaid Federal tax liability that has been assessed, for which all judicial and administrative remedies have been exhausted or have lapsed, and that is not being paid in a timely manner pursuant to an agreement with the authority responsible for collecting the tax liability.
- 2) The Contractor represents that it is () is not () a corporation that was convicted of a criminal violation under any Federal law within the preceding 24 months.

Note

If a Contractor responds in the affirmative to either of the above representations, the Contractor is ineligible to receive an award unless the Sponsor has received notification from the agency suspension and debarment official (SDO) that the SDO has considered suspension or debarment and determined that further action is not required to protect the Government's interests. The Contractor therefore must provide information to the owner about its tax liability or conviction to the Owner, who will then notify the FAA Airports District Office, which will then notify the agency's SDO to facilitate completion of the required considerations before award decisions are made.

Term Definitions

Felony conviction: Felony conviction means a conviction within the preceding twenty four (24) months of a felony criminal violation under any Federal law and includes conviction of an offense defined in a section of the U.S. Code that specifically classifies the offense as a felony and conviction of an offense that is classified as a felony under 18 USC § 3559.

Tax Delinquency: A tax delinquency is any unpaid Federal tax liability that has been assessed, for which all judicial and administrative remedies have been exhausted, or have lapsed, and that is not being paid in a timely manner pursuant to an agreement with the authority responsible for collecting the tax liability.

* * * * *

TRADE RESTRICTION CERTIFICATION

By submission of an offer, the Offeror certifies that with respect to this solicitation and any resultant contract, the Offeror –

- 1) is not owned or controlled by one or more citizens of a foreign country included in the list of countries that discriminate against U.S. firms as published by the Office of the United States Trade Representative (USTR);
- 2) has not knowingly entered into any contract or subcontract for this project with a person that is a citizen or national of a foreign country included on the list of countries that discriminate against U.S. firms as published by the USTR; and
- 3) has not entered into any subcontract for any product to be used on the Federal project that is produced in a foreign country included on the list of countries that discriminate against U.S. firms published by the USTR.

This certification concerns a matter within the jurisdiction of an agency of the United States of America and the making of a false, fictitious, or fraudulent certification may render the maker subject to prosecution under Title 18 USC § 1001.

The Offeror/Contractor must provide immediate written notice to the Owner if the Offeror/Contractor learns that its certification or that of a subcontractor was erroneous when submitted or has become erroneous by reason of changed circumstances. The Contractor must require subcontractors provide immediate written notice to the Contractor if at any time it learns that its certification was erroneous by reason of changed circumstances.

Unless the restrictions of this clause are waived by the Secretary of Transportation in accordance with 49 CFR § 30.17, no contract shall be awarded to an Offeror or subcontractor:

- 1) who is owned or controlled by one or more citizens or nationals of a foreign country included on the list of countries that discriminate against U.S. firms published by the USTR; or
- 2) whose subcontractors are owned or controlled by one or more citizens or nationals of a foreign country on such USTR list; or
- 3) who incorporates in the public works project any product of a foreign country on such USTR list.

Nothing contained in the foregoing shall be construed to require establishment of a system of records in order to render, in good faith, the certification required by this provision. The knowledge and information of a contractor is not required to exceed that which is normally possessed by a prudent person in the ordinary course of business dealings.

The Offeror agrees that, if awarded a contract resulting from this solicitation, it will incorporate this provision for certification without modification in all lower tier subcontracts. The Contractor may rely on the certification of a prospective subcontractor that it is not a firm from a foreign country included on the list of countries that discriminate against U.S. firms as published by USTR, unless the Offeror has knowledge that the certification is erroneous.

This certification is a material representation of fact upon which reliance was placed when making an award. If it is later determined that the Contractor or subcontractor knowingly rendered an erroneous certification, the Federal Aviation Administration (FAA) may direct through the Owner cancellation of the contract or subcontract for default at no cost to the Owner or the FAA.

* * * * *

CERTIFICATION REGARDING DOMESTIC PREFERENCES FOR PROCUREMENTS

The Bidder or Offeror certifies by signing and submitting this bid or proposal that, to the greatest extent practicable, the Bidder or Offeror has provided a preference for the purchase, acquisition, or use of goods, products, or materials produced in the United States (including, but not limited to, iron, aluminum, steel, cement, and other manufactured products) in compliance with 2 CFR § 200.322.

Printed Name & Title: _____

Signature: _____

Date: _____

(These certifications must be completed and submitted with the Proposal.)

**BIDDER'S STATEMENT OF PREVIOUS CONTRACTS SUBJECT TO EEO CLAUSE
AS DESCRIBED IN SPECIAL PROVISIONS TO THE GENERAL PROVISIONS,
SECTION SP 70-23, SUBSECTION A16**

The Bidder shall complete the following statement by checking the appropriate boxes.

The Bidder has ____ has not ____ participated in a previous contract subject to the Equal Opportunity Clause prescribed by Executive Order 11246, as amended, of September 24, 1965.

The Bidder has ____ has not ____ submitted all compliance reports in connection with any such contract due under the applicable filing requirements; and that representations indicating submission of required compliance reports signed by proposed subcontractors will be obtained prior to award of subcontracts.

If the Bidder has participated in a previous contract subject to the Equal Opportunity Clause and has not submitted compliance reports due under applicable filing requirements, the Bidder shall submit a compliance report on Standard Form 100, "Employee Information Report EEO-1", attached to this proposal.

CERTIFICATION FOR RECEIPT OF ADDENDA

Receipt of the following Addenda is acknowledged:

ADDENDUM NO.: _____

DATED: _____

ADDENDUM NO.: _____

DATED: _____

ADDENDUM NO.: _____

DATED: _____

(Firm or Corporation Making Bid)

(Signature of Authorized Person)

P.O. Address: _____

Dated: _____

(This form must be completed and submitted with the Proposal.)

STATEMENT OF SURETY'S INTENT

TO: City of Ann Arbor

We have reviewed the bid of _____
(Contractor)

of _____
(Address)

for the Box Hangar Taxilane And Box Hangar Apron Pavement Reconstruction,

project for which bids will be received on: _____
(Bid Opening Date)

and wish to advise that should this Bid of the Contractor be accepted and the Contract awarded to him, it is our present intention to become surety on the performance bond and labor and material bond required by the Contract.

Any arrangement for the bonds required by the Contract is a matter between the Contractor and ourselves and we assure no liability to you or third parties if for any reason we do not execute the requisite bonds.

We are duly authorized to do business in the State of Michigan.

ATTEST: _____

Surety's Authorized Signature(s)

(Corporate seal, if any. If no seal, write "No Seal" across this place and sign.)

ATTACH PROPOSAL GUARANTEE

ATTACH POWER OF ATTORNEY

**(This form must be complete and submitted with the Proposal.
Copies of this form may be filled out and attached to this page.)**

DISADVANTAGED BUSINESS ENTERPRISE (DBE) STATEMENT

The requirements of 49 CFR Part 26, Regulations of the U.S. Department of Transportation, apply to this contract. It is the policy of the Sponsor to practice nondiscrimination based on race, color, sex, or national origin in the award or performance of this contract.

DISADVANTAGED BUSINESS ENTERPRISE:

The requirements of 49 CFR Part 26, Regulations of the U.S. Department of Transportation, apply to this contract. It is the policy of the Sponsor to practice nondiscrimination based on race, color, sex, or national origin in the award or performance of this contract. All firms qualifying under this solicitation are encouraged to submit proposals. Award of this contract will be conditioned upon satisfying the DBE requirements of this contract. These requirements apply to all bidders, including those who qualify as a DBE. A DBE contract goal of 0% percent has been established for this contract. The bidder shall make good faith efforts, as defined in Appendix A, 49 CFR Part 26, to meet the contract goal for DBE participation in the performance of this contract. Excerpts from 49 CFR Part 26 are included in Special Provisions to the General Provisions, Section SP 70-23, subsection A12.

As a condition of bid responsiveness, the Bidder or Offeror shall submit with its Proposal. the “Contractor’s DBE Plan”, and “DBE Letter of Intent Forms” from each of the DBE firms the Bidder or Offeror intends to use. If the contract goal is not met, Bidder or Offeror shall include documentation of good faith efforts with its DBE Plan.

The Contractor’s DBE Plan Form and DBE Letter Of Intent Form are located in Special Provisions. The website for the Unified Certification Program directory in the state of Michigan is:
<https://mdotjboss.state.mi.us/MUCPWeb/search.htm>.

CERTIFICATION OF BIDDER/OFFEROR: The undersigned Bidder or Offeror will satisfy the DBE requirements of these specifications in the following manner (please check the appropriate space):

_____ The Bidder or Offeror is committed to meeting or exceeding the DBE utilization goal stated above on this contract.

_____ The Bidder or Offeror, is unable to meet the DBE utilization goal stated above. However, we are committed to a minimum of ____% DBE utilization on this contract, and include documentation demonstrating good faith efforts.

SMALL BUSINESS PARTICIPATION:

This Contract does not have a Small Business Element (SBE) set-aside.

IRS Number: _____

Signature and Title

(This form must be completed and submitted with the Proposal.)

BIDDER'S LIST COLLECTION FORM
(Bidder's Information)

The sponsor is required by CFR Title 49, Subtitle A, Part 26, subpart A, § 26.11(c) to collect bidders list information from all bidders at the time of bid submittal. The data must be collected for all firms who bid as prime contractors or subcontractors (successfully or not). All DBE firms listed in the bidder's letter of intent forms shall be included as well as any potential subcontractors for the project.

As such, it is the responsibility of the bidder to complete the following information as a condition of submitting a proposal for this project. The sponsor will consider incomplete information to be an irregular proposal.

Airport Name: Ann Arbor Municipal Airport AIP No. _____

Project Name: Box Hangar Taxilane And Box Hangar Pavement Reconstruction Bid Date: _____

Bidder's Information

Firm Name	Firm Street Address, City, State, Zip Code, Phone No.	DBE/Non DBE Status	NAICS Code(s) of Scope(s) Bid	Race/Gender of Majority Owner	Age of Firm	Annual Gross Receipts
	<hr/> <hr/> <hr/> <hr/> <hr/>	<input type="checkbox"/> DBE <input type="checkbox"/> Non-DBE		<input type="checkbox"/> Black American <input type="checkbox"/> Hispanic American <input type="checkbox"/> Asian-Pacific American <input type="checkbox"/> Subcontinent Asian American <input type="checkbox"/> Native American <input type="checkbox"/> Non-Minority Woman <input type="checkbox"/> Other Gender: <input type="checkbox"/> Male <input type="checkbox"/> Female	<input type="checkbox"/> Less than 1 year <input type="checkbox"/> 1-3 years <input type="checkbox"/> 4-7 years <input type="checkbox"/> 8-10 years <input type="checkbox"/> More than 10 yrs.	<input type="checkbox"/> Less than \$1M <input type="checkbox"/> \$1-\$3M <input type="checkbox"/> \$3-\$6M <input type="checkbox"/> \$6-\$10M <input type="checkbox"/> More than \$10M

(This form must be completed and submitted with the Proposal.)

Subcontractor's Information

Firm Name	Firm Street Address, City, State, Zip Code, Phone No.	DBE/Non DBE Status	NAICS Code(s) of Scope(s) Bid	Race/Gender of Majority Owner	Age of Firm	Annual Gross Receipts
	<div></div> <div></div> <div></div> <div></div> <div></div>	<input type="checkbox"/> DBE <input type="checkbox"/> Non-DBE		<input type="checkbox"/> Black American <input type="checkbox"/> Hispanic American <input type="checkbox"/> Asian-Pacific American <input type="checkbox"/> Subcontinent Asian American <input type="checkbox"/> Native American <input type="checkbox"/> Non-Minority Woman <input type="checkbox"/> Other Gender: <input type="checkbox"/> Male <input type="checkbox"/> Female	<input type="checkbox"/> Less than 1 year <input type="checkbox"/> 1-3 years <input type="checkbox"/> 4-7 years <input type="checkbox"/> 8-10 years <input type="checkbox"/> More than 10 yrs.	<input type="checkbox"/> Less than \$1M <input type="checkbox"/> \$1-\$3M <input type="checkbox"/> \$3-\$6M <input type="checkbox"/> \$6-\$10M <input type="checkbox"/> More than \$10M
	<div></div> <div></div> <div></div> <div></div> <div></div>	<input type="checkbox"/> DBE <input type="checkbox"/> Non-DBE		<input type="checkbox"/> Black American <input type="checkbox"/> Hispanic American <input type="checkbox"/> Asian-Pacific American <input type="checkbox"/> Subcontinent Asian American <input type="checkbox"/> Native American <input type="checkbox"/> Non-Minority Woman <input type="checkbox"/> Other Gender: <input type="checkbox"/> Male <input type="checkbox"/> Female	<input type="checkbox"/> Less than 1 year <input type="checkbox"/> 1-3 years <input type="checkbox"/> 4-7 years <input type="checkbox"/> 8-10 years <input type="checkbox"/> More than 10 yrs.	<input type="checkbox"/> Less than \$1M <input type="checkbox"/> \$1-\$3M <input type="checkbox"/> \$3-\$6M <input type="checkbox"/> \$6-\$10M <input type="checkbox"/> More than \$10M

(This form must be completed and submitted with the Proposal.)

Subcontractor's Information

Firm Name	Firm Street Address, City, State, Zip Code, Phone No.	DBE/Non DBE Status	NAICS Code(s) of Scope(s) Bid	Race/Gender of Majority Owner	Age of Firm	Annual Gross Receipts
	<div></div> <div></div> <div></div> <div></div> <div></div>	<input type="checkbox"/> DBE <input type="checkbox"/> Non-DBE		<input type="checkbox"/> Black American <input type="checkbox"/> Hispanic American <input type="checkbox"/> Asian-Pacific American <input type="checkbox"/> Subcontinent Asian American <input type="checkbox"/> Native American <input type="checkbox"/> Non-Minority Woman <input type="checkbox"/> Other Gender: <input type="checkbox"/> Male <input type="checkbox"/> Female	<input type="checkbox"/> Less than 1 year <input type="checkbox"/> 1-3 years <input type="checkbox"/> 4-7 years <input type="checkbox"/> 8-10 years <input type="checkbox"/> More than 10 yrs.	<input type="checkbox"/> Less than \$1M <input type="checkbox"/> \$1-\$3M <input type="checkbox"/> \$3-\$6M <input type="checkbox"/> \$6-\$10M <input type="checkbox"/> More than \$10M
	<div></div> <div></div> <div></div> <div></div> <div></div>	<input type="checkbox"/> DBE <input type="checkbox"/> Non-DBE		<input type="checkbox"/> Black American <input type="checkbox"/> Hispanic American <input type="checkbox"/> Asian-Pacific American <input type="checkbox"/> Subcontinent Asian American <input type="checkbox"/> Native American <input type="checkbox"/> Non-Minority Woman <input type="checkbox"/> Other Gender: <input type="checkbox"/> Male <input type="checkbox"/> Female	<input type="checkbox"/> Less than 1 year <input type="checkbox"/> 1-3 years <input type="checkbox"/> 4-7 years <input type="checkbox"/> 8-10 years <input type="checkbox"/> More than 10 yrs.	<input type="checkbox"/> Less than \$1M <input type="checkbox"/> \$1-\$3M <input type="checkbox"/> \$3-\$6M <input type="checkbox"/> \$6-\$10M <input type="checkbox"/> More than \$10M

(This form must be completed and submitted with the Proposal.)

If additional space is needed, copy this form and submit with your original proposal

CONTRACTOR'S DBE PLAN

(Submit this form and attach a DBE Letter of Intent Form for each DBE subcontractor, supplier or manufacturer.)

Airport Name: Ann Arbor Municipal Airport

Project Name: Box Hangar Taxilane And Box Hangar Apron Pavement Reconstruction

FAA AIP Project No: _____

Total Awarded Contract Amount: \$ _____ DBE Contract Goal: _____

Name of Bidder's Firm: _____

Street Address: _____

City: _____ State: _____ Zip: _____

Printed name of signer: _____ Printed title of signer: _____

Email Address: _____

DBE UTILIZATION SUMMARY

	<u>DBE Contract Amount</u>	<u>DBE Value</u>	<u>Contract %</u>
DBE Prime Contractor	\$ _____ x 1.00 =	\$ _____	_____ %
DBE Subcontractors	\$ _____ x 1.00 =	\$ _____	_____ %
DBE Suppliers (Dealer)*	\$ _____ x 0.60 =	\$ _____	_____ %
DBE Suppliers (Distributor)*	\$ _____ x 0.40 =	\$ _____	_____ %
DBE Manufacturers	\$ _____ x 1.00 =	\$ _____	_____ %
Total Proposed DBE Participation **		\$ _____	_____ %

* DBE Suppliers must complete the USDOT Dealer / Distributor classification form. This form must be included with the submission of the DBE plan.

**If the total proposed DBE participation is less than the established DBE goal, Bidder must provide adequate written documentation of good faith efforts as required by 49 CFR Part 26, Appendix A.

Affirmation:

The undersigned hereby assures that the information included herein is true and correct, and that the DBE firm(s) listed on the attached DBE Letter of Intent Forms have agreed to perform a commercially useful function in the work items noted for each firm. The undersigned further understands that no changes to this plan may be made without prior approval from the Airport.

By: _____
(Signature of Bidder's representative) (Title)

(This form must be completed and submitted with the Proposal.)

DBE LETTER OF INTENT FORM

(Submit one form for each DBE subcontractor, supplier or manufacturer.)

Project Name/Location: Box Hangar Taxilane And Box Hangar Apron Pavement Reconstruction / ARB

FAA AIP Project No: _____

Name of Bidder's Firm: _____

Street Address: _____

City: _____ State: _____ Zip: _____

Name of DBE firm: _____

Street Address: _____

City: _____ State: _____ Zip: _____

Contact Person: _____ Email: _____

Certifying Agency: _____
(DBE firm shall submit evidence, such as a photocopy, of their certification status)

Classification: ☐ Prime Contractor ☐ Subcontractor ☐ Joint Venture
☐ Supplier/Dealer ☐ Supplier/Distributor ☐ Manufacturer

Disadvantaged Group (check one):

Black American <input type="checkbox"/>	Hispanic American <input type="checkbox"/>	Native American <input type="checkbox"/>	Subcont. Asian American <input type="checkbox"/>
Male <input type="checkbox"/>	Male <input type="checkbox"/>	Male <input type="checkbox"/>	Male <input type="checkbox"/>
Female <input type="checkbox"/>	Female <input type="checkbox"/>	Female <input type="checkbox"/>	Female <input type="checkbox"/>
Asian Pacific American <input type="checkbox"/>	Non-Minority <input type="checkbox"/>	Other (not of any group listed here) <input type="checkbox"/>	
Male <input type="checkbox"/>	Male <input type="checkbox"/>	Male <input type="checkbox"/>	
Female <input type="checkbox"/>	Female <input type="checkbox"/>	Female <input type="checkbox"/>	

SUMMARY OF WORK ITEMS

Work Item(s)	Detailed Description of Work to be Performed Under Work Item	NAICS	Dollar Amount	Manufacturer / Regular Dealer / Distributor / Broker*

**For DBE suppliers only, state how the DBE will perform. For dealer/distributor/broker, Form 3 must be included*

The undersigned bidder/offeror is committed to utilizing the above-named DBE firm for the work described above. The total expected dollar value of this work is \$ _____. The bidder/offeror understands that if it is awarded the contract/agreement resulting from this procurement, it must enter a subcontract with the DBE firm identified above that is representative of the type and amount of work listed. Bidder/offeror understands that upon submitting this form with its bid/offer, it may not substitute for or terminate the DBE listed above without following the procedures of 49 CFR Part 26, §26.53. **A termination includes any reduction or underrun in work listed for a DBE not caused by a material change to the prime contract by the recipient.**

Affirmation:

The above-named DBE firm affirms that it will perform the portion of the contract for the estimated dollar value as stated above.

By: _____
(Signature of DBE firm's representative) (Title)

By: _____
(Signature of Bidders representative) (Title)



U.S. Department of
Transportation

DBE Regular Dealer/Distributor Affirmation Form

Bidder Name:

Contract Name/Number:

Sections 26.53(c)(1) of Title 49 Code of Federal Regulations requires recipients to make a preliminary counting determination for each DBE listed as a regular dealer or distributor to assess its eligibility for 60 or 40 percent credit, respectively, of the cost of materials and supplies based on its demonstrated capacity and intent to perform as a regular dealer or distributor, as defined in section 26.55(e)(2)(iv)(A),(B),(C), and (3) under the contract at issue. The regulation requires the recipient's preliminary determination to be made based on the DBE's written responses to relevant questions and its affirmation that its subsequent performance of a commercially useful function will be consistent with the preliminary counting of such participation. The U.S. Department of Transportation is providing this form as a tool for recipients, prime contractors, regular dealers, and distributors to use to carry out their respective responsibilities under this regulation. The form may be used by each DBE supplier whose participation is submitted by a bidder for regular dealer or distributor credit on a federally-assisted contract with a DBE participation goal. The form may also be used by prime contractors in connection with DBE regular dealer or distributor participation submitted after a contract has been awarded provided such participation is subject to the recipient's prior evaluation and approval. If this form is used, it should be accompanied by the bidder's commitment, contract, or purchase order showing the materials the DBE regular dealer or distributor is supplying. Use of this tool is not mandatory. If a recipient chooses a different method for complying with Section 26.53(c)(1), it must include that method in its DBE Program Plan. **DISCLAIMER: This form has not yet received OMB/PRA approval and is subject to change. We are making it available for your voluntary use.**

DBE Name:	Total Subcontract/Purchase Order Amount:
Authorized DBE Representative (Name and Title):	NAICS Code(s) Related to the Items to be Sold/Leased:

1. Will all items sold or leased be provided from the on-hand inventory at your establishment? ☐ YES ☐ NO
(If "YES," you have indicated that your performance will satisfy the regular dealer requirements and may be counted at 60%. **STOP here. Read and sign the affirmation below.** If "NO" Continue.)

- a) Are you selling bulk items (e.g., petroleum products, steel, concrete, concrete products, sand, gravel, asphalt, etc.) or items not typically stocked due to their unique characteristics (aka specialty items)? ☐ YES ☐ NO (If "YES," Go to Question 2. If "NO" Continue.)
- b) Will at least 51% of the items you are selling be provided from the inventory maintained at your establishment, and will the minor quantities of items delivered from and by other sources be of the general character as those provided from your inventory? ☐ YES ☐ NO* (If "YES," you have indicated that your performance will satisfy the regular dealer requirements and may be counted at 60%. **STOP here. Read and sign the affirmation below.**

*If 1., 1.a), and 1. b) above are "NO," your performance on the whole will not satisfy the regular dealer requirements; therefore, only the value of items to be sold or leased from inventory can be counted at 60%. (Go to Question 3. to determine if the items delivered from and by other sources are eligible for Distributor credit.)

2. Will you deliver all bulk or specialty items using distribution equipment you own (or under a long-term lease) and operate? ☐ YES ☐ NO¹
(If "YES," you have indicated that your performance will satisfy the requirements for a regular dealer of bulk items and may be counted at 60%. **STOP here. Read and sign the affirmation below.**)
¹ If "NO," your performance will not satisfy the requirements for a regular dealer of bulk items; the value of items to be sold or leased cannot be counted at 60%. (Go to Question 3.)

3. Will the written terms of your purchase order or bill of lading from a third party transfer responsibility, including risk for loss or damage, to your company at the point of origin (e.g. a manufacture's facility)? ☐ YES² ☐ NO³
- a) Will you be using sources other than the manufacturer (or other seller) to deliver or arrange delivery of the items sold or leased? ☐ YES² ☐ NO³

² If your responses to 3 and 3.a) are "YES," you have indicated that your performance will satisfy the requirements of a distributor; therefore, the value of items sold or leased may be counted at 40%.

³ If you responded "NO" to either 3 or 3.a), counting of your participation is limited to the reasonable cost of fees or commissions charged, including transportation charges for the delivery of materials or supplies; the cost of materials or supplies may not be counted.

I affirm that the information that I provided above is true and correct and that my company's subsequent performance of a commercially useful function will be consistent with the above responses. I further affirm that my company will independently negotiate price, order specified quantities, and pay for the items listed in the bidder's commitment. This includes my company's responsibility for the quality of such items in terms of necessary repairs, exchanges, or processing of any warranty claims for damaged or defective materials.

Printed Name and Signature of DBE Owner/Authorized Representative:

--

The bidder acknowledges its responsibility for verifying the information provided by the DBE named above and ensuring that the counting of the DBE's participation is accurate. Any shortfall caused by errors in counting are the responsibility of the bidder.

Printed Name and Signature of Bidder's Authorized Representative:

--

If the bidder does not receive award of the prime contract, any and all representations in this Letter of Intent and Affirmation shall be null and void.

(This form must be completed and submitted with the Proposal.)

(This form must be completed by all DBE Suppliers Proposed and submitted with the Proposal. If no DBE suppliers are proposed, no form is needed to be submitted with the Proposal)

SAFETY PLAN COMPLIANCE DOCUMENT (SPCD) CERTIFICATION

Project Location: _____

Project Name: _____

Contractor's Official Name: _____

Contact Person: _____ Telephone: _____

Street Address: _____

City: _____ State: _____ Zip: _____

Certification Statement:

I certify that I have read the Construction Safety and Phasing Plan (CSPP) included in the Contract Documents and if awarded this Contract, I will abide by its requirements as written.

I certify that I have read the Safety Plan Compliance Document (SPCD) included in the Contract Documents and if awarded this Contract, I will abide by its requirements as written;

I certify that I will provide the information required in the SPCD prior to the start of construction work, if awarded this Contract, and that I will provide any additional information requested by the Owner.

Printed Name of Signer

Signature

Title

Date

END OF PROPOSAL

Section 10 Definition of Terms

When the following terms are used in these specifications, in the contract, or in any documents or other instruments pertaining to construction where these specifications govern, the intent and meaning shall be defined as follows:

Paragraph Number	Term	Definition
10-01	AASHTO	The American Association of State Highway and Transportation Officials.
10-02	Access Road	The right-of-way, the roadway and all improvements constructed thereon connecting the airport to a public roadway.
10-03	Advertisement	A public announcement, as required by local law, inviting bids for work to be performed and materials to be furnished.
10-04	Airport	Airport means an area of land or water which is used or intended to be used for the landing and takeoff of aircraft; an appurtenant area used or intended to be used for airport buildings or other airport facilities or rights of way; airport buildings and facilities located in any of these areas, and a heliport.
10-05	Airport Improvement Program (AIP)	A grant-in-aid program, administered by the Federal Aviation Administration (FAA).
10-06	Air Operations Area (AOA)	The term air operations area (AOA) shall mean any area of the airport used or intended to be used for the landing, takeoff, or surface maneuvering of aircraft. An air operation area shall include such paved or unpaved areas that are used or intended to be used for the unobstructed movement of aircraft in addition to its associated runway, taxiway, or apron.
10-07	Apron	Area where aircraft are parked, unloaded or loaded, fueled and/or serviced.
10-08	ASTM International (ASTM)	Formerly known as the American Society for Testing and Materials (ASTM).
10-09	Award	The Owner's notice to the successful bidder of the acceptance of the submitted bid.
10-10	Bidder	Any individual, partnership, firm, or corporation, acting directly or through a duly authorized representative, who submits a proposal for the work contemplated.
10-11	Building Area	An area on the airport to be used, considered, or intended to be used for airport buildings or other airport facilities or rights-of-way together with all airport buildings and facilities located thereon.

Paragraph Number	Term	Definition
10-12	Calendar Day	Every day shown on the calendar.
10-13	Certificate of Analysis (COA)	The COA is the manufacturer's Certificate of Compliance (COC) including all applicable test results required by the specifications.
10-14	Certificate of Compliance (COC)	The manufacturer's certification stating that materials or assemblies furnished fully comply with the requirements of the contract. The certificate shall be signed by the manufacturer's authorized representative.
10-15	Change Order	A written order to the Contractor covering changes in the plans, specifications, or proposal quantities and establishing the basis of payment and contract time adjustment, if any, for work within the scope of the contract and necessary to complete the project.
10-16	Contract	<p>A written agreement between the Owner and the Contractor that establishes the obligations of the parties including but not limited to performance of work, furnishing of labor, equipment and materials and the basis of payment.</p> <p>The awarded contract includes but may not be limited to: Advertisement, Contract form, Proposal, Performance bond, payment bond, General provisions, certifications and representations, Technical Specifications, Plans, Supplemental Provisions, standards incorporated by reference and issued addenda.</p>
10-17	Contract Item (Pay Item)	A specific unit of work for which a price is provided in the contract.
10-18	Contract Time	The number of calendar days or working days, stated in the proposal, allowed for completion of the contract, including authorized time extensions. If a calendar date of completion is stated in the proposal, in lieu of a number of calendar or working days, the contract shall be completed by that date.
10-19	Contractor	The individual, partnership, firm, or corporation primarily liable for the acceptable performance of the work contracted and for the payment of all legal debts pertaining to the work who acts directly or through lawful agents or employees to complete the contract work.
10-20	Contractors Quality Control (QC) Facilities	The Contractor's QC facilities in accordance with the Contractor Quality Control Program (CQCP).
10-21	Contractor Quality Control Program (CQCP)	Details the methods and procedures that will be taken to assure that all materials and completed construction required by the contract conform to contract plans, technical specifications and other requirements, whether manufactured by the Contractor, or procured from subcontractors or vendors.

Paragraph Number	Term	Definition
10-22	Control Strip	A demonstration by the Contractor that the materials, equipment, and construction processes results in a product meeting the requirements of the specification.
10-23	Construction Safety and Phasing Plan (CSPP)	The overall plan for safety and phasing of a construction project developed by the airport operator, or developed by the airport operator's consultant and approved by the airport operator. It is included in the invitation for bids and becomes part of the project specifications.
10-24	Drainage System	The system of pipes, ditches, and structures by which surface or subsurface waters are collected and conducted from the airport area.
10-25	Engineer	The individual, partnership, firm, or corporation duly authorized by the Owner to be responsible for engineering, of the contract work and acting directly or through an authorized representative.
10-26	Equipment	All machinery, together with the necessary supplies for upkeep and maintenance; and all tools and apparatus necessary for the proper construction and acceptable completion of the work.
10-27	Extra Work	An item of work not provided for in the awarded contract as previously modified by change order or supplemental agreement, but which is found by the Owner's Engineer or Resident Project Representative (RPR) to be necessary to complete the work within the intended scope of the contract as previously modified.
10-28	FAA	The Federal Aviation Administration. When used to designate a person, FAA shall mean the Administrator or their duly authorized representative.
10-29	Federal Specifications	The federal specifications and standards, commercial item descriptions, and supplements, amendments, and indices prepared and issued by the General Services Administration.

Paragraph Number	Term	Definition
10-30	Force Account	<p>a. Contract Force Account - A method of payment that addresses extra work performed by the Contractor on a time and material basis.</p> <p>b. Owner Force Account - Work performed for the project by the Owner's employees.</p>
10-31	Intention of Terms	<p>Whenever, in these specifications or on the plans, the words “directed,” “required,” “permitted,” “ordered,” “designated,” “prescribed,” or words of like import are used, it shall be understood that the direction, requirement, permission, order, designation, or prescription of the Engineer and/or Resident Project Representative (RPR) is intended; and similarly, the words “approved,” “acceptable,” “satisfactory,” or words of like import, shall mean approved by, or acceptable to, or satisfactory to the Engineer and/or RPR, subject in each case to the final determination of the Owner.</p> <p>Any reference to a specific requirement of a numbered paragraph of the contract specifications or a cited standard shall be interpreted to include all general requirements of the entire section, specification item, or cited standard that may be pertinent to such specific reference.</p>
10-32	Lighting	A system of fixtures providing or controlling the light sources used on or near the airport or within the airport buildings. The field lighting includes all luminous signals, markers, floodlights, and illuminating devices used on or near the airport or to aid in the operation of aircraft landing at, taking off from, or taxiing on the airport surface.
10-33	Major and Minor Contract Items	A major contract item shall be any item that is listed in the proposal, the total cost of which is equal to or greater than 20% of the total amount of the award contract. All other items shall be considered minor contract items.
10-34	Materials	Any substance specified for use in the construction of the contract work.
10-35	Modification of Standards (MOS)	Any deviation from standard specifications applicable to material and construction methods in accordance with FAA Order 5300.1.
10-36	Notice to Proceed (NTP)	A written notice to the Contractor to begin the actual contract work on a previously agreed to date. If applicable, the Notice to Proceed shall state the date on which the contract time begins.

Paragraph Number	Term	Definition
10-37	Owner	The term “Owner” shall mean the party of the first part or the contracting agency signatory to the contract. Where the term “Owner” is capitalized in this document, it shall mean airport Sponsor only. The Owner for this project is City of Ann Arbor.
10-38	Passenger Facility Charge (PFC)	Per 14 Code of Federal Regulations (CFR) Part 158 and 49 United States Code (USC) § 40117, a PFC is a charge imposed by a public agency on passengers enplaned at a commercial service airport it controls.
10-39	Pavement Structure	The combined surface course, base course(s), and subbase course(s), if any, considered as a single unit.
10-40	Payment bond	The approved form of security furnished by the Contractor and their own surety as a guaranty that the Contractor will pay in full all bills and accounts for materials and labor used in the construction of the work.
10-41	Performance bond	The approved form of security furnished by the Contractor and their own surety as a guaranty that the Contractor will complete the work in accordance with the terms of the contract.
10-42	Plans	The official drawings or exact reproductions which show the location, character, dimensions and details of the airport and the work to be done and which are to be considered as a part of the contract, supplementary to the specifications. Plans may also be referred to as 'contract drawings.'
10-43	Project	The agreed scope of work for accomplishing specific airport development with respect to a particular airport.
10-44	Proposal	The written offer of the bidder (when submitted on the approved proposal form) to perform the contemplated work and furnish the necessary materials in accordance with the provisions of the plans and specifications.
10-45	Proposal guaranty	The security furnished with a proposal to guarantee that the bidder will enter into a contract if their own proposal is accepted by the Owner.
10-46	Quality Assurance (QA)	Owner’s responsibility to assure that construction work completed complies with specifications for payment.
10-47	Quality Control (QC)	Contractor’s responsibility to control material(s) and construction processes to complete construction in accordance with project specifications.

Paragraph Number	Term	Definition
10-48	Quality Assurance (QA) Inspector	An authorized representative of the Engineer and/or Resident Project Representative (RPR) assigned to make all necessary inspections, observations, tests, and/or observation of tests of the work performed or being performed, or of the materials furnished or being furnished by the Contractor.
10-49	Quality Assurance (QA) Laboratory	The official quality assurance testing laboratories of the Owner or such other laboratories as may be designated by the Engineer or RPR. May also be referred to as Engineer's, Owner's, or QA Laboratory.
10-50	Resident Project Representative (RPR)	The individual, partnership, firm, or corporation duly authorized by the Owner to be responsible for all necessary inspections, observations, tests, and/or observations of tests of the contract work performed or being performed, or of the materials furnished or being furnished by the Contractor, and acting directly or through an authorized representative.
10-51	Runway	The area on the airport prepared for the landing and takeoff of aircraft.
10-52	Runway Safety Area (RSA)	A defined surface surrounding the runway prepared or suitable for reducing the risk of damage to aircraft. See the construction safety and phasing plan (CSPP) for limits of the RSA.
10-53	Safety Plan Compliance Document (SPCD)	Details how the Contractor will comply with the CSPP.
10-54	Specifications	A part of the contract containing the written directions and requirements for completing the contract work. Standards for specifying materials or testing which are cited in the contract specifications by reference shall have the same force and effect as if included in the contract physically.
10-55	Sponsor	A Sponsor is defined in 49 USC § 47102(24) as a public agency that submits to the FAA for an AIP grant; or a private Owner of a public-use airport that submits to the FAA an application for an AIP grant for the airport.
10-56	Structures	Airport facilities such as bridges; culverts; catch basins, inlets, retaining walls, cribbing; storm and sanitary sewer lines; water lines; underdrains; electrical ducts, manholes, handholes, lighting fixtures and bases; transformers; navigational aids; buildings; vaults; and, other manmade features of the airport that may be encountered in the work and not otherwise classified herein.
10-57	Subgrade	The soil that forms the pavement foundation.

Paragraph Number	Term	Definition
10-58	Superintendent	The Contractor's executive representative who is present on the work during progress, authorized to receive and fulfill instructions from the RPR, and who shall supervise and direct the construction.
10-59	Supplemental Agreement	A written agreement between the Contractor and the Owner that establishes the basis of payment and contract time adjustment, if any, for the work affected by the supplemental agreement. A supplemental agreement is required if: (1) in scope work would increase or decrease the total amount of the awarded contract by more than 25%; (2) in scope work would increase or decrease the total of any major contract item by more than 25%; (3) work that is not within the scope of the originally awarded contract; or (4) adding or deleting of a major contract item.
10-60	Surety	The corporation, partnership, or individual, other than the Contractor, executing payment or performance bonds that are furnished to the Owner by the Contractor.
10-61	Taxilane	A taxiway designed for low speed movement of aircraft between aircraft parking areas and terminal areas.
10-62	Taxiway	The portion of the air operations area of an airport that has been designated by competent airport authority for movement of aircraft to and from the airport's runways, aircraft parking areas, and terminal areas.
10-63	Taxiway/Taxilane Safety Area (TSA)	A defined surface alongside the taxiway prepared or suitable for reducing the risk of damage to an aircraft. See the construction safety and phasing plan (CSPP) for limits of the TSA.
10-64	Work	The furnishing of all labor, materials, tools, equipment, and incidentals necessary or convenient to the Contractor's performance of all duties and obligations imposed by the contract, plans, and specifications.
10-65	Working day	A working day shall be any day other than a legal holiday, Saturday, or Sunday on which the normal working forces of the Contractor may proceed with regular work for at least six (6) hours toward completion of the contract. When work is suspended for causes beyond the Contractor's control, it will not be counted as a working day. Saturdays, Sundays and holidays on which the Contractor's forces engage in regular work will be considered as working days.
10-66	Owner Defined terms	The following terms are included in this contract:
	Contract Drawings	Plans.

Paragraph Number	Term	Definition
	Subcontractor	The subcontractor refers any individual, firm, or corporation to whom the contractor, with approval of the Owner, sublets any part of work.
	Time and Materials Work	An item or items of work not provided for in the awarded contract as previously modified by change order or supplemental agreement, but which is found by the Engineer to be necessary to complete the work within the intended scope of the contract as previously modified and an agreed price cannot be agreed upon. The Contractor shall perform this work and the Owner agrees to pay the Contractor based upon the work performed by the Contractor's employees and subcontractors, and for materials and equipment used in the construction (along with the Contractor's allowed overhead and profit).

END OF SECTION 10

Section 20 Proposal Requirements and Conditions

20-01 Advertisement (Notice to Bidders). See the Advertisement located in the front of these Contract Documents.

20-02 Qualification of bidders. Each bidder shall submit evidence of competency and evidence of financial responsibility to perform the work to the Owner at the time of bid opening.

Evidence of competency, unless otherwise specified, shall consist of statements covering the bidder's past experience on similar work, and a list of equipment and a list of key personnel that would be available for the work.

Each bidder shall furnish the Owner satisfactory evidence of their financial responsibility. Evidence of financial responsibility, unless otherwise specified, shall consist of a confidential statement or report of the bidder's financial resources and liabilities as of the last calendar year or the bidder's last fiscal year. Such statements or reports shall be certified by a public accountant. At the time of submitting such financial statements or reports, the bidder shall further certify whether their financial responsibility is approximately the same as stated or reported by the public accountant. If the bidder's financial responsibility has changed, the bidder shall qualify the public accountant's statement or report to reflect the bidder's true financial condition at the time such qualified statement or report is submitted to the Owner.

Unless otherwise specified, a bidder may submit evidence that they are prequalified with the State Highway Division and are on the current "bidder's list" of the state in which the proposed work is located. Evidence of State Highway Division prequalification may be submitted as evidence of financial responsibility in lieu of the certified statements or reports specified above.

20-03 Contents of proposal forms. The Owner's proposal forms state the location and description of the proposed construction; the place, date, and time of opening of the proposals; and the estimated quantities of the various items of work to be performed and materials to be furnished for which unit bid prices are asked. The proposal form states the time in which the work must be completed, and the amount of the proposal guaranty that must accompany the proposal. The Owner will accept only those Proposals properly executed on physical forms or electronic forms provided by the Owner. Bidder actions that may cause the Owner to deem a proposal irregular are given in paragraph 20-09 *Irregular proposals*.

Mobilization, if included in this proposal, is specified in Item C-105.

A prebid conference is required on this project to discuss as a minimum, the following items: material requirements; submittals; Quality Control/Quality Assurance requirements; the construction safety and phasing plan including airport access and staging areas; and unique airfield paving construction requirements. The location, date and time are stated in the Advertisement.

20-04 Issuance of proposal forms. The Owner reserves the right to refuse to issue a proposal form to a prospective bidder if the bidder is in default for any of the following reasons:

a. Failure to comply with any prequalification regulations of the Owner, if such regulations are cited, or otherwise included, in the proposal as a requirement for bidding.

b. Failure to pay, or satisfactorily settle, all bills due for labor and materials on former contracts in force with the Owner at the time the Owner issues the proposal to a prospective bidder.

c. Documented record of Contractor default under previous contracts with the Owner.

d. Documented record of unsatisfactory work on previous contracts with the Owner.

20-05 Interpretation of estimated proposal quantities. An estimate of quantities of work to be done and materials to be furnished under these specifications is given in the proposal. It is the result of careful calculations and is believed to be correct. It is given only as a basis for comparison of proposals and the award of the contract. The Owner does not expressly, or by implication, agree that the actual quantities involved will correspond exactly therewith; nor shall the bidder plead misunderstanding or deception because of such estimates of quantities, or of the character, location, or other conditions pertaining to the work. Payment to the Contractor will be made only for the actual quantities of work performed or materials furnished in accordance with the plans and specifications. It is understood that the quantities may be increased or decreased as provided in the Section 40, paragraph 40-02, Alteration of Work and Quantities, without in any way invalidating the unit bid prices.

20-06 Examination of plans, specifications, and site. The bidder is expected to carefully examine the site of the proposed work, the proposal, plans, specifications, and contract forms. Bidders shall satisfy themselves to the character, quality, and quantities of work to be performed, materials to be furnished, and to the requirements of the proposed contract. The submission of a proposal shall be prima facie evidence that the bidder has made such examination and is satisfied to the conditions to be encountered in performing the work and the requirements of the proposed contract, plans, and specifications.

Boring logs and other records of subsurface investigations and tests are available for inspection of bidders. It is understood and agreed that such subsurface information, whether included in the plans, specifications, or otherwise made available to the bidder, was obtained and is intended for the Owner's design and estimating purposes only. Such information has been made available for the convenience of all bidders. It is further understood and agreed that each bidder is solely responsible for all assumptions, deductions, or conclusions which the bidder may make or obtain from their own examination of the boring logs and other records of subsurface investigations and tests that are furnished by the Owner.

20-07 Preparation of proposal. The bidder shall submit their proposal on the forms furnished by the Owner. All blank spaces in the proposal forms, unless explicitly stated otherwise, must be correctly filled in where indicated for each and every item for which a quantity is given. The bidder shall state the price (written in ink or typed) both in words and numerals which they propose for each pay item furnished in the proposal. In case of conflict between words and numerals, the words, unless obviously incorrect, shall govern.

Prices should be written in whole dollars and cents. The extended total amount of each item should not be rounded.

The bidder shall correctly sign the proposal in ink. If the proposal is made by an individual, their name and post office address must be shown. If made by a partnership, the name and post office address of each member of the partnership must be shown. If made by a corporation, the person signing the proposal shall give the name of the state where the corporation was chartered and the name, titles, and business address of the president, secretary, and the treasurer. Anyone signing a proposal as an agent shall file evidence of their authority to do so and that the signature is binding upon the firm or corporation.

20-08 Responsive and responsible bidder. A responsive bid conforms to all significant terms and conditions contained in the Owner's invitation for bid. It is the Owner's responsibility to decide if the

exceptions taken by a bidder to the solicitation are material or not and the extent of deviation it is willing to accept.

A responsible bidder has the ability to perform successfully under the terms and conditions of a proposed procurement, as defined in 2 CFR § 200.318(h). This includes such matters as Contractor integrity, compliance with public policy, record of past performance, and financial and technical resources.

20-09 Irregular proposals. Proposals shall be considered irregular for the following reasons:

- a. If the proposal is on a form other than that furnished by the Owner, or if the Owner's form is altered, or if any part of the proposal form is detached.
- b. If there are unauthorized additions, conditional or alternate pay items, or irregularities of any kind that make the proposal incomplete, indefinite, or otherwise ambiguous.
- c. If the proposal does not contain a unit price for each pay item listed in the proposal, except in the case of authorized alternate pay items, for which the bidder is not required to furnish a unit price.
- d. If the proposal contains unit prices that are obviously unbalanced.
- e. If the proposal is not accompanied by the proposal guaranty specified by the Owner.
- f. If the applicable Disadvantaged Business Enterprise information is incomplete.

The Owner reserves the right to reject any irregular proposal and the right to waive technicalities if such waiver is in the best interest of the Owner and conforms to local laws and ordinances pertaining to the letting of construction contracts.

20-10 Bid guarantee. Each separate proposal shall be accompanied by a bid bond, certified check, or other specified acceptable collateral, in the amount specified in the proposal form. Such bond, check, or collateral, shall be made payable to the Owner.

20-11 Delivery of proposal. Each proposal submitted shall be placed in a sealed envelope plainly marked with the project number, location of airport, and name and business address of the bidder on the outside. When sent by mail, preferably registered, the sealed proposal, marked as indicated above, should be enclosed in an additional envelope. No proposal will be considered unless received at the place specified in the advertisement or as modified by Addendum before the time specified for opening all bids. Proposals received after the bid opening time shall be returned to the bidder unopened. No faxed or emailed proposals will be accepted. The official time shall be kept locally by the Owner.

20-12 Withdrawal or revision of proposals. A bidder may withdraw or revise (by withdrawal of one proposal and submission of another) a proposal provided that the bidder's request for withdrawal is received by the Owner in writing or by fax or by email before the time specified for opening bids. Revised proposals must be received at the place specified in the advertisement before the time specified for opening all bids.

20-13 Public opening of proposals. Proposals shall be opened, and read, publicly at the time and place specified in the advertisement. Bidders, their authorized agents, and other interested persons are invited to attend. Proposals that have been withdrawn (by written or telegraphic request) or received after the time specified for opening bids shall be returned to the bidder unopened.

20-14 Disqualification of bidders. A bidder shall be considered disqualified for any of the following reasons:

- a. Submitting more than one proposal from the same partnership, firm, or corporation under the same or different name.

b. Evidence of collusion among bidders. Bidders participating in such collusion shall be disqualified as bidders for any future work of the Owner until any such participating bidder has been reinstated by the Owner as a qualified bidder.

c. If the bidder is considered to be in “default” for any reason specified in paragraph 20-04, *Issuance of Proposal Forms*, of this section.

20-15 Discrepancies and Omissions. A Bidder who discovers discrepancies or omissions with the project bid documents shall immediately notify the Owner’s Engineer of the matter. A bidder that has doubt as to the true meaning of a project requirement may submit to the Owner’s Engineer a written request for interpretation no later than 7 calendar days prior to bid opening.

Any interpretation of the project bid documents by the Owner’s Engineer will be by written addendum issued by the Owner. The Owner will not consider any instructions, clarifications or interpretations of the bidding documents in any manner other than written addendum.

END OF SECTION 20

Section 30 Award and Execution of Contract

30-01 Consideration of proposals. After the proposals are publicly opened and read, they will be compared on the basis of the summation of the products obtained by multiplying the estimated quantities shown in the proposal by the unit bid prices. If a bidder's proposal contains a discrepancy between unit bid prices written in words and unit bid prices written in numbers, the unit bid price written in words shall govern. Where discrepancies in the summation of the products occur, the Owner will make the necessary corrections and the corrected values will be used in the Owner's consideration of proposals.

Until the award of a contract is made, the Owner reserves the right to reject a bidder's proposal for any of the following reasons:

a. If the proposal is irregular as specified in Section 20, paragraph 20-09, *Irregular Proposals*.

b. If the bidder is disqualified for any of the reasons specified Section 20, paragraph 20-14, *Disqualification of Bidders*.

In addition, until the award of a contract is made, the Owner reserves the right to reject any or all proposals, waive technicalities, if such waiver is in the best interest of the Owner and is in conformance with applicable state and local laws or regulations pertaining to the letting of construction contracts; advertise for new proposals; or proceed with the work otherwise. All such actions shall promote the Owner's best interests.

30-02 Award of contract. The award of a contract, if it is to be awarded, shall be made within 240 calendar days of the date specified for publicly opening proposals, unless otherwise specified herein.

If the Owner elects to proceed with an award of contract, the Owner will make award to the responsible bidder whose bid, conforming with all the material terms and conditions of the bid documents, is the lowest in price.

The Owner reserves the right to award only the Base Bid, to award any Alternate Bid (if Alternates are an option), or to award either the Base Bid or the Alternate Bid plus Add-On Bids (if Add-On bids are an option). Where discrepancies occur that affect the bid total(s) as described in the subsection titled CONSIDERATION OF PROPOSALS, the contract amount awarded will reflect the corrected values.

Where alternate bids and/or add-on bids are included in the proposal, the lowest qualified bidder will be determined by comparison of the combination of Base Bid, or Alternate Bid, plus Add-On bids which are chosen by the Owner.

The Owner, based on their operational needs, has established the following order for evaluation of bids to determine the apparent low bidder:

Base Bid

30-03 Cancellation of award. The Owner reserves the right to cancel the award without liability to the bidder, except return of proposal guaranty, at any time before a contract has been fully executed by all parties and is approved by the Owner in accordance with paragraph 30-07 *Approval of Contract*.

30-04 Return of proposal guaranty. All proposal guaranties, except those of the two lowest bidders, will be returned immediately after the Owner has made a comparison of bids as specified in the paragraph 30-01, *Consideration of Proposals*. Proposal guaranties of the two lowest bidders will be retained by the Owner until such time as an award is made, at which time, the unsuccessful bidder's proposal guaranty

will be returned. The successful bidder's proposal guaranty will be returned as soon as the Owner receives the contract bonds as specified in paragraph 30-05, *Requirements of Contract Bonds*.

30-05 Requirements of contract bonds. At the time of the execution of the contract, the successful bidder shall furnish the Owner a surety bond or bonds that have been fully executed by the bidder and the surety guaranteeing the performance of the work and the payment of all legal debts that may be incurred by reason of the Contractor's performance of the work. The surety and the form of the bond or bonds shall be acceptable to the Owner. Unless otherwise specified in this subsection, the surety bond or bonds shall be in a sum equal to the full amount of the contract.

The successful bidder shall submit in triplicate, a "Performance Bond" guaranteeing the performance of the work equal to one hundred percent (100%) of the amount of the Contract awarded, and a "Labor and Material Payment Bond" guaranteeing the payment of all legal debts that may be incurred by reason of the Contractor's performance of the work equal to one hundred percent (100%) of the amount of the Contract awarded.

30-06 Execution of contract. The successful bidder shall sign (execute) the necessary agreements for entering into the contract and return the signed contract to the Owner, along with the fully executed surety bond or bonds specified in paragraph 30-05, *Requirements of Contract Bonds*, of this section, within 15 calendar days from the date mailed or otherwise delivered to the successful bidder.

The Contractor shall also furnish the required insurance certificates in accordance with the subsection titled RESPONSIBILITY FOR DAMAGE CLAIMS of Sections 70 and 200. The successful bidder shall recognize that the proposal included in the contract for execution may differ from the proposal which was submitted with their bid. The proposal included in the contract for execution will include corrections to discrepancies which were discovered during the Owners consideration of proposals, and will contain only the pages from the successful bidder's proposal which cover the bids which were awarded. As a result, the proposal pages in the contract to be executed may contain pages which are not consecutively numbered due to the intentional omission of those proposal pages which cover bids that were not awarded.

49 CFR Part 26 provides that each contract the owner signs with a contractor (and each subcontract the prime contractor signs with a subcontractor) shall include the following assurance:

"The contractor, sub-recipient or subcontractor shall not discriminate on the basis of race, color, national origin, or sex in the performance of this contract. The contractor shall carry out applicable requirements of 49 CFR Part 26 in the award and administration of Department of Transportation (DOT) assisted contracts. Failure by the contractor to carry out these requirements is a material breach of this contract, which may result in the termination of this contract or such other remedy as the recipient deems appropriate."

30-07 Approval of contract. Upon receipt of the contract and contract bond or bonds that have been executed by the successful bidder, the Owner shall complete the execution of the contract in accordance with local laws or ordinances, and return the fully executed contract to the Contractor. Delivery of the fully executed contract to the Contractor shall constitute the Owner's approval to be bound by the successful bidder's proposal and the terms of the contract.

30-08 Failure to execute contract. Failure of the successful bidder to execute the contract and furnish an acceptable surety bond or bonds within the period specified in paragraph 30-06, *Execution of Contract*, of this section shall be just cause for cancellation of the award and forfeiture of the proposal guaranty, not as a penalty, but as liquidated damages to the Owner.

END OF SECTION 30

Section 40 Scope of Work

40-01 Intent of contract. The intent of the contract is to provide for construction and completion, in every detail, of the work described. It is further intended that the Contractor shall furnish all labor, materials, equipment, tools, transportation, and supplies required to complete the work in accordance with the plans, specifications, and terms of the contract.

40-02 Alteration of work and quantities. The Owner reserves the right to make such changes in quantities and work as may be necessary or desirable to complete, in a satisfactory manner, the original intended work. Unless otherwise specified in the Contract, the Owner's Engineer or RPR shall be and is hereby authorized to make, in writing, such in-scope alterations in the work and variation of quantities as may be necessary to complete the work, provided such action does not represent a significant change in the character of the work.

For purpose of this section, a significant change in character of work means: any change that is outside the current contract scope of work; any change (increase or decrease) in the total contract cost by more than 25%; or any change in the total cost of a major contract item by more than 25%.

Work alterations and quantity variances that do not meet the definition of significant change in character of work shall not invalidate the contract nor release the surety. Contractor agrees to accept payment for such work alterations and quantity variances in accordance with Section 90, paragraph 90-03, *Compensation for Altered Quantities*.

Should the value of altered work or quantity variance meet the criteria for significant change in character of work, such altered work and quantity variance shall be covered by a supplemental agreement. Supplemental agreements shall also require consent of the Contractor's surety and separate performance and payment bonds. If the Owner and the Contractor are unable to agree on a unit adjustment for any contract item that requires a supplemental agreement, the Owner reserves the right to terminate the contract with respect to the item and make other arrangements for its completion.

40-03 Omitted items. The Owner, the Owner's Engineer or the RPR may provide written notice to the Contractor to omit from the work any contract item that does not meet the definition of major contract item. Major contract items may be omitted by a supplemental agreement. Such omission of contract items shall not invalidate any other contract provision or requirement.

Should a contract item be omitted or otherwise ordered to be non-performed, the Contractor shall be paid for all work performed toward completion of such item prior to the date of the order to omit such item. Payment for work performed shall be in accordance with Section 90, paragraph 90-04, *Payment for Omitted Items*.

40-04 Extra work. Should acceptable completion of the contract require the Contractor to perform an item of work not provided for in the awarded contract as previously modified by change order or supplemental agreement, Owner may issue a Change Order to cover the necessary extra work. Change orders for extra work shall contain agreed unit prices for performing the change order work in accordance with the requirements specified in the order, and shall contain any adjustment to the contract time that, in the RPR's opinion, is necessary for completion of the extra work.

When determined by the RPR to be in the Owner's best interest, the RPR may order the Contractor to proceed with extra work as provided in Section 90, paragraph 90-05, *Payment for Extra Work*. Extra work that is necessary for acceptable completion of the project, but is not within the general scope of the work

covered by the original contract shall be covered by a supplemental agreement as defined in Section 10, paragraph 10-59, *Supplemental Agreement*.

If extra work is essential to maintaining the project critical path, RPR may order the Contractor to commence the extra work under a Time and Material contract method. Once sufficient detail is available to establish the level of effort necessary for the extra work, the Owner shall initiate a change order or supplemental agreement to cover the extra work.

Any claim for payment of extra work that is not covered by written agreement (change order or supplemental agreement) shall be rejected by the Owner.

40-05 Maintenance of traffic. It is the explicit intention of the contract that the safety of aircraft, as well as the Contractor's equipment and personnel, is the most important consideration. The Contractor shall maintain traffic in the manner detailed in the Construction Safety and Phasing Plan (CSPP).

a. It is understood and agreed that the Contractor shall provide for the free and unobstructed movement of aircraft in the air operations areas (AOAs) of the airport with respect to their own operations and the operations of all subcontractors as specified in Section 80, paragraph 80-04, *Limitation of Operations*. It is further understood and agreed that the Contractor shall provide for the uninterrupted operation of visual and electronic signals (including power supplies thereto) used in the guidance of aircraft while operating to, from, and upon the airport as specified in Section 70, paragraph 70-15, *Contractor's Responsibility for Utility Service and Facilities of Others*.

b. With respect to their own operations and the operations of all subcontractors, the Contractor shall provide marking, lighting, and other acceptable means of identifying personnel, equipment, vehicles, storage areas, and any work area or condition that may be hazardous to the operation of aircraft, fire-rescue equipment, or maintenance vehicles at the airport in accordance with the construction safety and phasing plan (CSPP) and the safety plan compliance document (SPCD).

c. When the contract requires the maintenance of an existing road, street, or highway during the Contractor's performance of work that is otherwise provided for in the contract, plans, and specifications, the Contractor shall keep the road, street, or highway open to all traffic and shall provide maintenance as may be required to accommodate traffic. The Contractor, at their expense, shall be responsible for the repair to equal or better than preconstruction conditions of any damage caused by the Contractor's equipment and personnel. The Contractor shall furnish, erect, and maintain barricades, warning signs, flag person, and other traffic control devices in reasonable conformity with the Manual on Uniform Traffic Control Devices (MUTCD) (<http://mutcd.fhwa.dot.gov/>), unless otherwise specified. The Contractor shall also construct and maintain in a safe condition any temporary connections necessary for ingress to and egress from abutting property or intersecting roads, streets or highways. Unless otherwise specified herein, the Contractor will not be required to furnish snow removal for such existing road, street, or highway.

40-06 Removal of existing structures. All existing structures encountered within the established lines, grades, or grading sections shall be removed by the Contractor, unless such existing structures are otherwise specified to be relocated, adjusted up or down, salvaged, abandoned in place, reused in the work or to remain in place. The cost of removing such existing structures shall not be measured or paid for directly, but shall be included in the various contract items.

Should the Contractor encounter an existing structure (above or below ground) in the work for which the disposition is not indicated on the plans, the Resident Project Representative (RPR) shall be notified prior to disturbing such structure. The disposition of existing structures so encountered shall be immediately determined by the RPR in accordance with the provisions of the contract.

Except as provided in Section 40, paragraph 40-07, *Rights in and Use of Materials Found in the Work*, it is intended that all existing materials or structures that may be encountered (within the lines, grades, or

grading sections established for completion of the work) shall be used in the work as otherwise provided for in the contract and shall remain the property of the Owner when so used in the work.

40-07 Rights in and use of materials found in the work. Should the Contractor encounter any material such as (but not restricted to) sand, stone, gravel, slag, or concrete slabs within the established lines, grades, or grading sections, the use of which is intended by the terms of the contract to be embankment, the Contractor may at their own option either:

a. Use such material in another contract item, providing such use is approved by the RPR and is in conformance with the contract specifications applicable to such use; or,

b. Remove such material from the site, upon written approval of the RPR; or

c. Use such material for the Contractor's own temporary construction on site; or,

d. Use such material as intended by the terms of the contract.

Should the Contractor wish to exercise option a., b., or c., the Contractor shall request the RPR's approval in advance of such use.

Should the RPR approve the Contractor's request to exercise option a., b., or c., the Contractor shall be paid for the excavation or removal of such material at the applicable contract price. The Contractor shall replace, at their expense, such removed or excavated material with an agreed equal volume of material that is acceptable for use in constructing embankment, backfills, or otherwise to the extent that such replacement material is needed to complete the contract work. The Contractor shall not be charged for use of such material used in the work or removed from the site.

Should the RPR approve the Contractor's exercise of option a., the Contractor shall be paid, at the applicable contract price, for furnishing and installing such material in accordance with requirements of the contract item in which the material is used.

It is understood and agreed that the Contractor shall make no claim for delays by reason of their own exercise of option a., b., or c.

The Contractor shall not excavate, remove, or otherwise disturb any material, structure, or part of a structure which is located outside the lines, grades, or grading sections established for the work, except where such excavation or removal is provided for in the contract, plans, or specifications.

40-08 Final cleanup. Upon completion of the work and before acceptance and final payment will be made, the Contractor shall remove from the site all machinery, equipment, surplus and discarded materials, rubbish, temporary structures, and stumps or portions of trees. The Contractor shall cut all brush and woods within the limits indicated and shall leave the site in a neat and presentable condition. Material cleared from the site and deposited on adjacent property will not be considered as having been disposed of satisfactorily, unless the Contractor has obtained the written permission of the property Owner.

END OF SECTION 40

Section 50 Control of Work

50-01 Authority of the Resident Project Representative (RPR). The RPR has final authority regarding the interpretation of project specification requirements. The RPR shall determine acceptability of the quality of materials furnished, method of performance of work performed, and the manner and rate of performance of the work. The RPR does not have the authority to accept work that does not conform to specification requirements.

50-02 Conformity with plans and specifications. All work and all materials furnished shall be in reasonably close conformity with the lines, grades, grading sections, cross-sections, dimensions, material requirements, and testing requirements that are specified (including specified tolerances) in the contract, plans, or specifications.

If the RPR finds the materials furnished, work performed, or the finished product not within reasonably close conformity with the plans and specifications, but that the portion of the work affected will, in their opinion, result in a finished product having a level of safety, economy, durability, and workmanship acceptable to the Owner, the RPR will advise the Owner of their determination that the affected work be accepted and remain in place. The RPR will document the determination and recommend to the Owner a basis of acceptance that will provide for an adjustment in the contract price for the affected portion of the work. Changes in the contract price must be covered by contract change order or supplemental agreement as applicable.

If the RPR finds the materials furnished, work performed, or the finished product are not in reasonably close conformity with the plans and specifications and have resulted in an unacceptable finished product, the affected work or materials shall be removed and replaced or otherwise corrected by and at the expense of the Contractor in accordance with the RPR's written orders.

The term "reasonably close conformity" shall not be construed as waiving the Contractor's responsibility to complete the work in accordance with the contract, plans, and specifications. The term shall not be construed as waiving the RPR's responsibility to insist on strict compliance with the requirements of the contract, plans, and specifications during the Contractor's execution of the work, when, in the RPR's opinion, such compliance is essential to provide an acceptable finished portion of the work.

The term "reasonably close conformity" is also intended to provide the RPR with the authority, after consultation with the Sponsor and FAA, to use sound engineering judgment in their determinations to accept work that is not in strict conformity, but will provide a finished product equal to or better than that required by the requirements of the contract, plans and specifications.

The RPR will not be responsible for the Contractor's means, methods, techniques, sequences, or procedures of construction or the safety precautions incident thereto.

50-03 Coordination of contract, plans, and specifications. The contract, plans, specifications, and all referenced standards cited are essential parts of the contract requirements. If electronic files are provided and used on the project and there is a conflict between the electronic files and hard copy plans, the hard copy plans shall govern. A requirement occurring in one is as binding as though occurring in all. They are intended to be complementary and to describe and provide for a complete work. In case of discrepancy, calculated dimensions will govern over scaled dimensions; contract technical specifications shall govern over contract general provisions, plans, cited standards for materials or testing, and cited advisory circulars (ACs); contract general provisions shall govern over plans, cited standards for materials or testing, and cited ACs; plans shall govern over cited standards for materials or testing and cited ACs. If

any paragraphs contained in the Special Provisions conflict with General Provisions or Technical Specifications, the Special Provisions shall govern.

From time to time, discrepancies within cited testing standards occur due to the timing of the change, edits, and/or replacement of the standards. If the Contractor discovers any apparent discrepancy within standard test methods, the Contractor shall immediately ask the RPR for an interpretation and decision, and such decision shall be final.

The Contractor shall not take advantage of any apparent error or omission on the plans or specifications. In the event the Contractor discovers any apparent error or discrepancy, Contractor shall immediately notify the Owner or the designated representative in writing requesting their written interpretation and decision.

50-04 List of Special Provisions. See Special Provisions section to the General Provisions.

50-05 Cooperation of Contractor. The Contractor shall be supplied with five hard copies or an electronic PDF of the plans and specifications. The Contractor shall have available on the construction site at all times one hardcopy each of the plans and specifications. Additional hard copies of plans and specifications may be obtained by the Contractor for the cost of reproduction.

The Contractor shall give constant attention to the work to facilitate the progress thereof, and shall cooperate with the RPR and their inspectors and with other Contractors in every way possible. The Contractor shall have a competent superintendent on the work at all times who is fully authorized as their agent on the work. The superintendent shall be capable of reading and thoroughly understanding the plans and specifications and shall receive and fulfill instructions from the RPR or their authorized representative.

50-06 Cooperation between Contractors. The Owner reserves the right to contract for and perform other or additional work on or near the work covered by this contract.

When separate contracts are let within the limits of any one project, each Contractor shall conduct the work not to interfere with or hinder the progress of completion of the work being performed by other Contractors. Contractors working on the same project shall cooperate with each other as directed.

Each Contractor involved shall assume all liability, financial or otherwise, in connection with their own contract and shall protect and hold harmless the Owner from any and all damages or claims that may arise because of inconvenience, delays, or loss experienced because of the presence and operations of other Contractors working within the limits of the same project.

The Contractor shall arrange their work and shall place and dispose of the materials being used to not interfere with the operations of the other Contractors within the limits of the same project. The Contractor shall join their work with that of the others in an acceptable manner and shall perform it in proper sequence to that of the others.

50-07 Construction layout and stakes. The Engineer/RPR shall establish necessary horizontal and vertical control. The establishment of Survey Control and/or reestablishment of survey control shall be by a State Licensed Land Surveyor. Contractor is responsible for preserving integrity of horizontal and vertical controls established by Engineer/RPR. In case of negligence on the part of the Contractor or their employees, resulting in the destruction of any horizontal and vertical control, the resulting costs will be deducted as a liquidated damage against the Contractor.

Prior to the start of construction, the Contractor will check all control points for horizontal and vertical accuracy and certify in writing to the RPR that the Contractor concurs with survey control established for the project. All lines, grades and measurements from control points necessary for the proper execution and control of the work on this project will be provided to the RPR. The Contractor is responsible to establish all layout required for the construction of the project.

Copies of survey notes will be provided to the RPR for each area of construction and for each placement of material as specified to allow the RPR to make periodic checks for conformance with plan grades, alignments and grade tolerances required by the applicable material specifications. Surveys will be provided to the RPR prior to commencing work items that cover or disturb the survey staking. Survey(s) and notes shall be provided in the following format(s): five (5) full size copies of signed and sealed surveys, five (5) copies of the notes as well as pdf copies of both.

Laser, GPS, String line, or other automatic control shall be checked with temporary control as necessary. In the case of error, on the part of the Contractor, their surveyor, employees or subcontractors, resulting in established grades, alignment or grade tolerances that do not concur with those specified or shown on the plans, the Contractor is solely responsible for correction, removal, replacement and all associated costs at no additional cost to the Owner.

No direct payment will be made, unless otherwise specified in contract documents, for this labor, materials, or other expenses. The cost shall be included in the price of the bid for the various items of the Contract.

50-08 Authority and duties of Quality Assurance (QA) inspectors. QA inspectors shall be authorized to inspect all work done and all material furnished. Such QA inspection may extend to all or any part of the work and to the preparation, fabrication, or manufacture of the materials to be used. QA inspectors are not authorized to revoke, alter, or waive any provision of the contract. QA inspectors are not authorized to issue instructions contrary to the plans and specifications or to act as foreman for the Contractor.

QA Inspectors are authorized to notify the Contractor or their representatives of any failure of the work or materials to conform to the requirements of the contract, plans, or specifications and to reject such nonconforming materials in question until such issues can be referred to the RPR for a decision.

50-09 Inspection of the work. All materials and each part or detail of the work shall be subject to inspection. The RPR shall be allowed access to all parts of the work and shall be furnished with such information and assistance by the Contractor as is required to make a complete and detailed inspection.

If the RPR requests it, the Contractor, at any time before acceptance of the work, shall remove or uncover such portions of the finished work as may be directed. After examination, the Contractor shall restore said portions of the work to the standard required by the specifications. Should the work thus exposed or examined prove acceptable, the uncovering, or removing, and the replacing of the covering or making good of the parts removed will be paid for as extra work; but should the work so exposed or examined prove unacceptable, the uncovering, or removing, and the replacing of the covering or making good of the parts removed will be at the Contractor's expense.

Provide advance written notice to the RPR of work the Contractor plans to perform each week and each day. Any work done or materials used without written notice and allowing opportunity for inspection by the RPR may be ordered removed and replaced at the Contractor's expense.

Should the contract work include relocation, adjustment, or any other modification to existing facilities, not the property of the (contract) Owner, authorized representatives of the Owners of such facilities shall have the right to inspect such work. Such inspection shall in no sense make any facility owner a party to the contract, and shall in no way interfere with the rights of the parties to this contract.

50-10 Removal of unacceptable and unauthorized work. All work that does not conform to the requirements of the contract, plans, and specifications will be considered unacceptable, unless otherwise determined acceptable by the RPR as provided in paragraph 50-02, *Conformity with Plans and Specifications*.

Unacceptable work, whether the result of poor workmanship, use of defective materials, damage through carelessness, or any other cause found to exist prior to the final acceptance of the work, shall be removed

immediately and replaced in an acceptable manner in accordance with the provisions of Section 70, paragraph 70-14, *Contractor's Responsibility for Work*.

No removal work made under provision of this paragraph shall be done without lines and grades having been established by the RPR. Work done contrary to the instructions of the RPR, work done beyond the lines shown on the plans or as established by the RPR, except as herein specified, or any extra work done without authority, will be considered as unauthorized and will not be paid for under the provisions of the contract. Work so done may be ordered removed or replaced at the Contractor's expense.

Upon failure on the part of the Contractor to comply with any order of the RPR made under the provisions of this subsection, the RPR will have authority to cause unacceptable work to be remedied or removed and replaced; and unauthorized work to be removed and recover the resulting costs as a liquidated damage against the Contractor.

50-11 Load restrictions. The Contractor shall comply with all legal load restrictions in the hauling of materials on public roads beyond the limits of the work. A special permit will not relieve the Contractor of liability for damage that may result from the moving of material or equipment.

The operation of equipment of such weight or so loaded as to cause damage to structures or to any other type of construction will not be permitted. Hauling of materials over the base course or surface course under construction shall be limited as directed. No loads will be permitted on a concrete pavement, base, or structure before the expiration of the curing period. The Contractor, at their own expense, shall be responsible for the repair to equal or better than preconstruction conditions of any damage caused by the Contractor's equipment and personnel.

50-12 Maintenance during construction. The Contractor shall maintain the work during construction and until the work is accepted. Maintenance shall constitute continuous and effective work prosecuted day by day, with adequate equipment and forces so that the work is maintained in satisfactory condition at all times.

In the case of a contract for the placing of a course upon a course or subgrade previously constructed, the Contractor shall maintain the previous course or subgrade during all construction operations.

All costs of maintenance work during construction and before the project is accepted shall be included in the unit prices bid on the various contract items, and the Contractor will not be paid an additional amount for such work.

50-13 Failure to maintain the work. Should the Contractor at any time fail to maintain the work as provided in paragraph 50-12, *Maintenance during Construction*, the RPR shall immediately notify the Contractor of such noncompliance. Such notification shall specify a reasonable time within which the Contractor shall be required to remedy such unsatisfactory maintenance condition. The time specified will give due consideration to the exigency that exists.

Should the Contractor fail to respond to the RPR's notification, the Owner may suspend any work necessary for the Owner to correct such unsatisfactory maintenance condition, depending on the exigency that exists. Any maintenance cost incurred by the Owner, shall be recovered as a liquidated damage against the Contractor.

50-14 Partial acceptance. If at any time during the execution of the project the Contractor substantially completes a usable unit or portion of the work, the occupancy of which will benefit the Owner, the Contractor may request the RPR to make final inspection of that unit. If the RPR finds upon inspection that the unit has been satisfactorily completed in compliance with the contract, the RPR may accept it as being complete, and the Contractor may be relieved of further responsibility for that unit. Such partial acceptance and beneficial occupancy by the Owner shall not void or alter any provision of the contract.

50-15 Final acceptance. Upon due notice from the Contractor of presumptive completion of the entire project, the RPR and Owner will make an inspection. If all construction provided for and contemplated by the contract is found to be complete in accordance with the contract, plans, and specifications, such inspection shall constitute the final inspection. The RPR shall notify the Contractor in writing of final acceptance as of the date of the final inspection.

If, however, the inspection discloses any work, in whole or in part, as being unsatisfactory, the RPR will notify the Contractor and the Contractor shall correct the unsatisfactory work. Upon correction of the work, another inspection will be made which shall constitute the final inspection, provided the work has been satisfactorily completed. In such event, the RPR will make the final acceptance and notify the Contractor in writing of this acceptance as of the date of final inspection.

50-16 Claims for adjustment and disputes. If for any reason the Contractor deems that additional compensation is due for work or materials not clearly provided for in the contract, plans, or specifications or previously authorized as extra work, the Contractor shall notify the RPR in writing of their intention to claim such additional compensation before the Contractor begins the work on which the Contractor bases the claim. If such notification is not given or the RPR is not afforded proper opportunity by the Contractor for keeping strict account of actual cost as required, then the Contractor hereby agrees to waive any claim for such additional compensation. Such notice by the Contractor and the fact that the RPR has kept account of the cost of the work shall not in any way be construed as proving or substantiating the validity of the claim. When the work on which the claim for additional compensation is based has been completed, the Contractor shall, within 10 calendar days, submit a written claim to the RPR who will present it to the Owner for consideration in accordance with local laws or ordinances.

Nothing in this subsection shall be construed as a waiver of the Contractor's right to dispute final payment based on differences in measurements or computations.

END OF SECTION 50

Section 60 Control of Materials

60-01 Source of supply and quality requirements. The materials used in the work shall conform to the requirements of the contract, plans, and specifications. Unless otherwise specified, such materials that are manufactured or processed shall be new (as compared to used or reprocessed).

In order to expedite the inspection and testing of materials, the Contractor shall furnish documentation to the RPR as to the origin, composition, and manufacture of all materials to be used in the work. Documentation shall be furnished promptly after execution of the contract but, in all cases, prior to delivery of such materials.

At the RPR's option, materials may be approved at the source of supply before delivery. If it is found after trial that sources of supply for previously approved materials do not produce specified products, the Contractor shall furnish materials from other sources.

The Contractor shall furnish airport lighting equipment that meets the requirements of the specifications; and is listed in AC 150/5345-53, *Airport Lighting Equipment Certification Program and Addendum*, that is in effect on the date of advertisement.

60-02 Samples, tests, and cited specifications. All materials used in the work shall be inspected, tested, and approved by the RPR before incorporation in the work unless otherwise designated. Any work in which untested materials are used without approval or written permission of the RPR shall be performed at the Contractor's risk. Materials found to be unacceptable and unauthorized will not be paid for and, if directed by the RPR, shall be removed at the Contractor's expense.

Unless otherwise designated, quality assurance tests will be made by and at the expense of the Owner in accordance with the cited standard methods of ASTM, American Association of State Highway and Transportation Officials (AASHTO), federal specifications, Commercial Item Descriptions, and all other cited methods, which are current on the date of advertisement for bids.

The testing organizations performing on-site quality assurance field tests shall have copies of all referenced standards on the construction site for use by all technicians and other personnel. Unless otherwise designated, samples for quality assurance will be taken by a qualified representative of the RPR. All materials being used are subject to inspection, test, or rejection at any time prior to or during incorporation into the work. Copies of all tests will be furnished to the Contractor's representative at their request after review and approval of the RPR.

A copy of all Contractor QC test data shall be provided to the RPR daily, along with printed reports, in an approved format, on a weekly basis. After completion of the project, and prior to final payment, the Contractor shall submit a final report to the RPR showing all test data reports, plus an analysis of all results showing ranges, averages, and corrective action taken on all failing tests.

The Contractor shall employ a Quality Control (QC) testing organization to perform all Contractor required QC tests in accordance with Item C-100 Contractor Quality Control Program (CQCP).

60-03 Certification of compliance/analysis (COC/COA). The RPR may permit the use, prior to sampling and testing, of certain materials or assemblies when accompanied by manufacturer's COC

stating that such materials or assemblies fully comply with the requirements of the contract. The certificate shall be signed by the manufacturer. Each lot of such materials or assemblies delivered to the work must be accompanied by a certificate of compliance in which the lot is clearly identified. The COA is the manufacturer's COC and includes all applicable test results.

Materials or assemblies used on the basis of certificates of compliance may be sampled and tested at any time and if found not to be in conformity with contract requirements will be subject to rejection whether in place or not.

The form and distribution of certificates of compliance shall be as approved by the RPR.

When a material or assembly is specified by "brand name or equal" and the Contractor elects to furnish the specified "or equal," the Contractor shall be required to furnish the manufacturer's certificate of compliance for each lot of such material or assembly delivered to the work. Such certificate of compliance shall clearly identify each lot delivered and shall certify as to:

- a. Conformance to the specified performance, testing, quality or dimensional requirements; and,
- b. Suitability of the material or assembly for the use intended in the contract work.

The RPR shall be the sole judge as to whether the proposed "or equal" is suitable for use in the work.

The RPR reserves the right to refuse permission for use of materials or assemblies on the basis of certificates of compliance.

60-04 Plant inspection. The RPR or their authorized representative may inspect, at its source, any specified material or assembly to be used in the work. Manufacturing plants may be inspected from time to time for the purpose of determining compliance with specified manufacturing methods or materials to be used in the work and to obtain samples required for acceptance of the material or assembly.

Should the RPR conduct plant inspections, the following conditions shall exist:

- a. The RPR shall have the cooperation and assistance of the Contractor and the producer with whom the Contractor has contracted for materials.
- b. The RPR shall have full entry at all reasonable times to such parts of the plant that concern the manufacture or production of the materials being furnished.
- c. If required by the RPR, the Contractor shall arrange for adequate office or working space that may be reasonably needed for conducting plant inspections. Place office or working space in a convenient location with respect to the plant.

It is understood and agreed that the Owner shall have the right to retest any material that has been tested and approved at the source of supply after it has been delivered to the site. The RPR shall have the right to reject only material which, when retested, does not meet the requirements of the contract, plans, or specifications.

60-05 Engineer/ Resident Project Representative (RPR) field office. The Engineer/RPR field office, if required, shall be as indicated in C-105, Mobilization.

60-06 Storage of materials. Materials shall be stored to assure the preservation of their quality and fitness for the work. Stored materials, even though approved before storage, may again be inspected prior to their use in the work. Stored materials shall be located to facilitate their prompt inspection. The Contractor shall coordinate the storage of all materials with the RPR. Materials to be stored on airport property shall not create an obstruction to air navigation nor shall they interfere with the free and

unobstructed movement of aircraft. Unless otherwise shown on the plans and/or CSPP, the storage of materials and the location of the Contractor's plant and parked equipment or vehicles shall be as directed by the RPR. Private property shall not be used for storage purposes without written permission of the Owner or lessee of such property. The Contractor shall make all arrangements and bear all expenses for the storage of materials on private property. Upon request, the Contractor shall furnish the RPR a copy of the property Owner's permission.

All storage sites on private or airport property shall be restored to their original condition by the Contractor at their expense, except as otherwise agreed to (in writing) by the Owner or lessee of the property.

60-07 Unacceptable materials. Any material or assembly that does not conform to the requirements of the contract, plans, or specifications shall be considered unacceptable and shall be rejected. The Contractor shall remove any rejected material or assembly from the site of the work, unless otherwise instructed by the RPR.

Rejected material or assembly, the defects of which have been corrected by the Contractor, shall not be returned to the site of the work until such time as the RPR has approved its use in the work.

60-08 Owner furnished materials. The Contractor shall furnish all materials required to complete the work, except those specified, if any, to be furnished by the Owner. Owner-furnished materials shall be made available to the Contractor at the location specified.

All costs of handling, transportation from the specified location to the site of work, storage, and installing Owner-furnished materials shall be included in the unit price bid for the contract item in which such Owner-furnished material is used.

After any Owner-furnished material has been delivered to the location specified, the Contractor shall be responsible for any demurrage, damage, loss, or other deficiencies that may occur during the Contractor's handling, storage, or use of such Owner-furnished material. The Owner will deduct from any monies due or to become due the Contractor any cost incurred by the Owner in making good such loss due to the Contractor's handling, storage, or use of Owner-furnished materials.

END OF SECTION 60

Section 70 Legal Regulations and Responsibility to Public

70-01 Laws to be observed. The Contractor shall keep fully informed of all federal and state laws, all local laws, ordinances, and regulations and all orders and decrees of bodies or tribunals having any jurisdiction or authority, which in any manner affect those engaged or employed on the work, or which in any way affect the conduct of the work. The Contractor shall at all times observe and comply with all such laws, ordinances, regulations, orders, and decrees; and shall protect and indemnify the Owner and all their officers, agents, or servants against any claim or liability arising from or based on the violation of any such law, ordinance, regulation, order, or decree, whether by the Contractor or the Contractor's employees.

70-02 Permits, licenses, and taxes. The Contractor shall procure all permits and licenses, pay all charges, fees, and taxes, and give all notices necessary and incidental to the due and lawful execution of the work.

70-03 Patented devices, materials, and processes. If the Contractor is required or desires to use any design, device, material, or process covered by letters of patent or copyright, the Contractor shall provide for such use by suitable legal agreement with the Patentee or Owner. The Contractor and the surety shall indemnify and hold harmless the Owner, any third party, or political subdivision from any and all claims for infringement by reason of the use of any such patented design, device, material or process, or any trademark or copyright, and shall indemnify the Owner for any costs, expenses, and damages which it may be obliged to pay by reason of an infringement, at any time during the execution or after the completion of the work.

70-04 Restoration of surfaces disturbed by others. The Owner reserves the right to authorize the construction, reconstruction, or maintenance of any public or private utility service, FAA or National Oceanic and Atmospheric Administration (NOAA) facility, or a utility service of another government agency at any time during the progress of the work. To the extent that such construction, reconstruction, or maintenance has been coordinated with the Owner, such authorized work (by others) must be shown on the plans and is indicated as follows:

<u>Utility</u>	<u>Location (Sheet No.)</u>	<u>Person to Contact</u>	<u>Phone No.</u>
----------------	-----------------------------	--------------------------	------------------

“Not Applicable”

Except as listed above, the Contractor shall not permit any individual, firm, or corporation to excavate or otherwise disturb such utility services or facilities located within the limits of the work without the written permission of the RPR.

Should the Owner of public or private utility service, FAA, or NOAA facility, or a utility service of another government agency be authorized to construct, reconstruct, or maintain such utility service or facility during the progress of the work, the Contractor shall cooperate with such Owners by arranging and performing the work in this contract to facilitate such construction, reconstruction or maintenance by others whether or not such work by others is listed above. When ordered as extra work by the RPR, the Contractor shall make all necessary repairs to the work which are due to such authorized work by others,

unless otherwise provided for in the contract, plans, or specifications. It is understood and agreed that the Contractor shall not be entitled to make any claim for damages due to such authorized work by others or for any delay to the work resulting from such authorized work.

70-05 Federal Participation. The United States Government has agreed to reimburse the Owner for some portion of the contract costs. The contract work is subject to the inspection and approval of duly authorized representatives of the FAA Administrator. No requirement of this contract shall be construed as making the United States a party to the contract nor will any such requirement interfere, in any way, with the rights of either party to the contract.

70-06 Sanitary, health, and safety provisions. The Contractor's worksite and facilities shall comply with applicable federal, state, and local requirements for health, safety and sanitary provisions.

70-07 Public convenience and safety. The Contractor shall control their operations and those of their subcontractors and all suppliers, to assure the least inconvenience to the traveling public. Under all circumstances, safety shall be the most important consideration.

The Contractor shall maintain the free and unobstructed movement of aircraft and vehicular traffic with respect to their own operations and those of their own subcontractors and all suppliers in accordance with Section 40, paragraph 40-05, *Maintenance of Traffic*, and shall limit such operations for the convenience and safety of the traveling public as specified in Section 80, paragraph 80-04, *Limitation of Operations*.

The Contractor shall remove or control debris and rubbish resulting from its work operations at frequent intervals, and upon the order of the RPR. If the RPR determines the existence of Contractor debris in the work site represents a hazard to airport operations and the Contractor is unable to respond in a prompt and reasonable manner, the RPR reserves the right to assign the task of debris removal to a third party and recover the resulting costs as a liquidated damage against the Contractor.

70-08 Construction Safety and Phasing Plan (CSPP). The Contractor shall complete the work in accordance with the approved Construction Safety and Phasing Plan (CSPP) developed in accordance with AC 150/5370-2, Operational Safety on Airports During Construction. The CSPP is described in the Construction Safety and Phasing Plan, Appendix A to Section 70.

During the work of this Contract, the Owner will make such arrangements to coordinate aircraft movements and Airport operations as necessary to conform to the construction procedures outlined in the Construction Safety and Phasing Plan, and as shown on the Contract Drawings. The Contractor shall give adequate notice to the RPR, so as to afford time to coordinate construction with the Owner.

70-09 Use of explosives. The use of explosives is not permitted on this project.

70-10 Protection and restoration of property and landscape. The Contractor shall be responsible for the preservation of all public and private property, and shall protect carefully from disturbance or damage all land monuments and property markers until the Engineer/RPR has witnessed or otherwise referenced their location and shall not move them until directed.

The Contractor shall be responsible for all damage or injury to property of any character, during the execution of the work, resulting from any act, omission, neglect, or misconduct in manner or method of executing the work, or at any time due to defective work or materials, and said responsibility shall not be released until the project has been completed and accepted.

When or where any direct or indirect damage or injury is done to public or private property by or on account of any act, omission, neglect, or misconduct in the execution of the work, or in consequence of the non-execution thereof by the Contractor, the Contractor shall restore, at their expense, such property to a condition similar or equal to that existing before such damage or injury was done, by repairing, or otherwise restoring as may be directed, or the Contractor shall make good such damage or injury in an acceptable manner.

70-11 Responsibility for damage claims. The Contractor shall indemnify and hold harmless the Engineer/RPR and the Owner and their officers, agents, and employees from all suits, actions, or claims, of any character, brought because of any injuries or damage received or sustained by any person, persons, or property on account of the operations of the Contractor; or on account of or in consequence of any neglect in safeguarding the work; or through use of unacceptable materials in constructing the work; or because of any act or omission, neglect, or misconduct of said Contractor; or because of any claims or amounts recovered from any infringements of patent, trademark, or copyright; or from any claims or amounts arising or recovered under the “Workmen’s Compensation Act,” or any other law, ordinance, order, or decree. Money due the Contractor under and by virtue of their own contract considered necessary by the Owner for such purpose may be retained for the use of the Owner or, in case no money is due, their own surety may be held until such suits, actions, or claims for injuries or damages shall have 12/21/2018 AC 150/5370-10H Section 70 Legal Regulations and Responsibility to Public 38 been settled and suitable evidence to that effect furnished to the Owner, except that money due the Contractor will not be withheld when the Contractor produces satisfactory evidence that he or she is adequately protected by public liability and property damage insurance.

70-12 Third party beneficiary clause. It is specifically agreed between the parties executing the contract that it is not intended by any of the provisions of any part of the contract to create for the public or any member thereof, a third-party beneficiary or to authorize anyone not a party to the contract to maintain a suit for personal injuries or property damage pursuant to the terms or provisions of the contract.

70-13 Opening sections of the work to traffic. If it is necessary for the Contractor to complete portions of the contract work for the beneficial occupancy of the Owner prior to completion of the entire contract, such “phasing” of the work must be specified below and indicated on the approved Construction Safety and Phasing Plan (CSPP) and the project plans. When so specified, the Contractor shall complete such portions of the work on or before the date specified or as otherwise specified.

Opening sections of work to traffic shall be as described in the CSPP.

Upon completion of any portion of work listed above, such portion shall be accepted by the Owner in accordance with Section 50, paragraph 50-14, *Partial Acceptance*.

No portion of the work may be opened by the Contractor until directed by the Owner in writing. Should it become necessary to open a portion of the work to traffic on a temporary or intermittent basis, such openings shall be made when, in the opinion of the RPR, such portion of the work is in an acceptable condition to support the intended traffic. Temporary or intermittent openings are considered to be inherent in the work and shall not constitute either acceptance of the portion of the work so opened or a waiver of any provision of the contract. Any damage to the portion of the work so opened that is not attributable to traffic which is permitted by the Owner shall be repaired by the Contractor at their expense.

The Contractor shall make their own estimate of the inherent difficulties involved in completing the work under the conditions herein described and shall not claim any added compensation by reason of delay or increased cost due to opening a portion of the contract work.

The Contractor must conform to safety standards contained AC 150/5370-2 and the approved CSPP.

Contractor shall refer to the plans, specifications, and the approved CSPP to identify barricade requirements, temporary and/or permanent markings, airfield lighting, guidance signs and other safety requirements prior to opening up sections of work to traffic.

70-14 Contractor's responsibility for work. Until the RPR's final written acceptance of the entire completed work, excepting only those portions of the work accepted in accordance with Section 50, paragraph 50-14, *Partial Acceptance*, the Contractor shall have the charge and care thereof and shall take every precaution against injury or damage to any part due to the action of the elements or from any other cause, whether arising from the execution or from the non-execution of the work. The Contractor shall rebuild, repair, restore, and make good all injuries or damages to any portion of the work occasioned by any of the above causes before final acceptance and shall bear the expense thereof except damage to the work due to unforeseeable causes beyond the control of and without the fault or negligence of the Contractor, including but not restricted to acts of God such as earthquake, tidal wave, tornado, hurricane or other cataclysmic phenomenon of nature, or acts of the public enemy or of government authorities.

If the work is suspended for any cause whatever, the Contractor shall be responsible for the work and shall take such precautions necessary to prevent damage to the work. The Contractor shall provide for normal drainage and shall erect necessary temporary structures, signs, or other facilities at their own expense. During such period of suspension of work, the Contractor shall properly and continuously maintain in an acceptable growing condition all living material in newly established planting, seeding, and sodding furnished under the contract, and shall take adequate precautions to protect new tree growth and other important vegetative growth against injury.

70-15 Contractor's responsibility for utility service and facilities of others. As provided in paragraph 70-04, *Restoration of Surfaces Disturbed by Others*, the Contractor shall cooperate with the owner of any public or private utility service, FAA or NOAA, or a utility service of another government agency that may be authorized by the Owner to construct, reconstruct or maintain such utility services or facilities during the progress of the work. In addition, the Contractor shall control their operations to prevent the unscheduled interruption of such utility services and facilities.

To the extent that such public or private utility services, FAA, or NOAA facilities, or utility services of another governmental agency are known to exist within the limits of the contract work, the approximate locations have been indicated on the plans and/or in the contract documents.

<u>Utility Service or Facility</u>	<u>Person to Contract</u>	<u>Telephone No.</u>
FAA Airway Facilities	N/A	
NOAA	N/A	
DTE Electric		
Water		

It is understood and agreed that the Owner does not guarantee the accuracy or the completeness of the location information relating to existing utility services, facilities, or structures that may be shown on the plans or encountered in the work. Any inaccuracy or omission in such information shall not relieve the Contractor of the responsibility to protect such existing features from damage or unscheduled interruption of service.

It is further understood and agreed that the Contractor shall, upon execution of the contract, notify the Owners of all utility services or other facilities of their plan of operations. Such notification shall be in writing addressed to "The Person to Contact" as provided in this paragraph and paragraph 70-04, *Restoration of Surfaces Disturbed By Others*. A copy of each notification shall be given to the RPR.

In addition to the general written notification provided, it shall be the responsibility of the Contractor to keep such individual Owners advised of changes in their plan of operations that would affect such Owners.

Prior to beginning the work in the general vicinity of an existing utility service or facility, the Contractor shall again notify each such Owner of their plan of operation. If, in the Contractor's opinion, the Owner's assistance is needed to locate the utility service or facility or the presence of a representative of the Owner is desirable to observe the work, such advice should be included in the notification. Such notification shall be given by the most expeditious means to reach the utility owner's "Person to Contact" no later than two normal business days prior to the Contractor's commencement of operations in such general vicinity. The Contractor shall furnish a written summary of the notification to the RPR.

The Contractor's failure to give the two days' notice shall be cause for the Owner to suspend the Contractor's operations in the general vicinity of a utility service or facility.

Where the outside limits of an underground utility service have been located and staked on the ground, the Contractor shall be required to use hand excavation methods within 3 feet (1 m) of such outside limits at such points as may be required to ensure protection from damage due to the Contractor's operations.

Should the Contractor damage or interrupt the operation of a utility service or facility by accident or otherwise, the Contractor shall immediately notify the proper authority and the RPR and shall take all reasonable measures to prevent further damage or interruption of service. The Contractor, in such events, shall cooperate with the utility service or facility owner and the RPR continuously until such damage has been repaired and service restored to the satisfaction of the utility or facility owner.

The Contractor shall bear all costs of damage and restoration of service to any utility service or facility due to their operations whether due to negligence or accident. The Owner reserves the right to deduct such costs from any monies due or which may become due the Contractor, or their own surety.

70-15.1 FAA facilities and cable runs. The Contractor is hereby advised that the construction limits of the project include existing facilities and buried cable runs that are owned, operated and maintained by the FAA. The Contractor, during the execution of the project work, shall comply with the following:

a. The Contractor shall permit FAA maintenance personnel the right of access to the project work site for purposes of inspecting and maintaining all existing FAA owned facilities.

b. The Contractor shall provide notice to the FAA Air Traffic Organization (ATO)/Technical Operations/System Support Center (SSC) Point-of-Contact through the airport Owner and RPR a minimum of seven (7) calendar days prior to commencement of construction activities in order to permit sufficient time to locate and mark existing buried cables and to schedule any required facility outages.

c. If execution of the project work requires a facility outage, the Contractor shall contact the FAA Point-of-Contact a minimum of 72 hours prior to the time of the required outage.

d. Any damage to FAA cables, access roads, or FAA facilities during construction caused by the Contractor's equipment or personnel whether by negligence or accident will require the Contractor to repair or replace the damaged cables, access road, or FAA facilities to FAA requirements. The Contractor shall not bear the cost to repair damage to underground facilities or utilities improperly located by the FAA.

e. If the project work requires the cutting or splicing of FAA owned cables, the FAA Point-of-Contact shall be contacted a minimum of 72 hours prior to the time the cable work commences. The FAA reserves the right to have a FAA representative on site to observe the splicing of the cables as a condition of acceptance. All cable splices are to be accomplished in accordance with FAA specifications and require approval by the FAA Point-of-Contact as a condition of acceptance by the Owner. The Contractor is hereby advised that FAA restricts the location of where splices may be installed. If a cable splice is required in a location that is not permitted by FAA, the Contractor shall furnish and install a sufficient length of new cable that eliminates the need for any splice.

70-16 Furnishing rights-of-way. The Owner will be responsible for furnishing all rights-of-way upon which the work is to be constructed in advance of the Contractor's operations.

70-17 Personal liability of public officials. In carrying out any of the contract provisions or in exercising any power or authority granted by this contract, there shall be no liability upon the Engineer, RPR, their authorized representatives, or any officials of the Owner either personally or as an official of the Owner. It is understood that in such matters they act solely as agents and representatives of the Owner.

70-18 No waiver of legal rights. Upon completion of the work, the Owner will expeditiously make final inspection and notify the Contractor of final acceptance. Such final acceptance, however, shall not preclude or stop the Owner from correcting any measurement, estimate, or certificate made before or after completion of the work, nor shall the Owner be precluded or stopped from recovering from the Contractor or their surety, or both, such overpayment as may be sustained, or by failure on the part of the Contractor to fulfill their obligations under the contract. A waiver on the part of the Owner of any breach of any part of the contract shall not be held to be a waiver of any other or subsequent breach.

The Contractor, without prejudice to the terms of the contract, shall be liable to the Owner for latent defects, fraud, or such gross mistakes as may amount to fraud, or as regards the Owner's rights under any warranty or guaranty.

70-19 Environmental protection. The Contractor shall comply with all federal, state, and local laws and regulations controlling pollution of the environment. The Contractor shall take necessary precautions to prevent pollution of streams, lakes, ponds, and reservoirs with fuels, oils, asphalts, chemicals, or other harmful materials and to prevent pollution of the atmosphere from particulate and gaseous matter.

The Contractor shall perform all testing, removal of contaminated material, transportation, treatment, remediation, and disposal of contaminated materials which are the result of a spill or release caused by the Contractor, and he shall provide and properly place materials to restore the property to its original condition, all to the Owner's satisfaction and at the Contractor's expense. Refer to the subsection 70-10 titled PROTECTION AND RESTORATION OF PROPERTY AND LANDSCAPE of this section.

A. Air Pollution

1. No burning of combustible waste shall be permitted.

2. Alternatives to Burning Land Cleared Material.
 - a. All spoil material from clearing and grubbing operations shall be disposed of in accordance with the Technical Specifications, unless otherwise directed.
 - b. Wood may be salvaged for firewood or commercial use or it may be chipped and disposed of for use as mulch.
 - c. Logs, brush, etc. may be removed to an authorized disposal area or disposed of to the general public without charge.
3. Dust Control.
 - a. Common construction operations which may cause excessive dust include:
 - 1) Quarry, drilling and rock crushing.
 - 2) Clearing, grubbing and stripping.
 - 3) Excavation and placement of embankment.
 - 4) Cement and aggregate handling.
 - 5) Cement or lime stabilization.
 - 6) Blasting.
 - 7) Use of haul roads.
 - 8) Sandblasting or grinding.
 - b. Other construction operations which may cause air pollution are:
 - 1) Volatiles escaping from asphalt and cut back materials.
 - 2) Use of herbicides or fertilizers.
 - 3) Smoke from asphalt plants or heater/planers.
 - c. Control of Dust and Other Air Pollutants shall be the responsibility of the Contractor and may include the following control methods:
 - 1) Drilling apparatus equipped with water or chemical dust controlling systems.
 - 2) Exposing the minimum area of land.
 - 3) Applying temporary mulch with or without seeding.
 - 4) Use of water sprinkling trucks.
 - 5) Use of covered haul trucks.
 - 6) Use of stabilizing agents in solution.
 - 7) Use of dust palliative and penetration asphalt on temporary roads.
 - 8) Use of wood chips in traffic or work areas.
 - 9) Use of vacuum equipped sandblasting systems.
 - 10) Use of plastic sheet coverings.
 - 11) Restricting the application rate of herbicides to recommended dosage. Materials should be covered and protected from the elements. Application, equipment and empty

containers shall not be rinsed and discharged to a stream, etc. or allowed to enter the groundwater.

12) Use dust control measures at bituminous mixing plants, and quarry operations.

13) Delay operations until climate or wind conditions dissipate or inhibit the potential pollutants in a manner satisfactory to the RPR.

B. Water Pollution

1. The Contractor shall use suitable precautions to minimize water pollution during the progress of the work. Erosion control devices or methods may consist of berms, dikes, dams, drains, sediment basins, fiber mats, woven plastic filter cloths, gravel, mulches, quick growing grasses, sod, bituminous spray or other control devices.
2. The amount of surface area of erodible earth at any one time shall not exceed the area allowed by permit.
3. Pollutants such as fuels, lubricants, bitumens, raw sewage and other harmful materials shall not be discharged into or near rivers, streams, and impoundments or into natural or man-made channels leading thereto. Wash water or waste from concrete mixing and curing operations should not be allowed to enter streams, etc.

In the event of conflict between these requirements and pollution control laws, rules or regulations or other Federal, State or local agencies, the more restrictive laws, rules, or regulations shall apply.

70-20 Archaeological and historical findings. Unless otherwise specified in this subsection, the Contractor is advised that the site of the work is not within any property, district, or site, and does not contain any building, structure, or object listed in the current National Register of Historic Places published by the United States Department of Interior.

Should the Contractor encounter, during their operations, any building, part of a building, structure, or object that is incongruous with its surroundings, the Contractor shall immediately cease operations in that location and notify the RPR. The RPR will immediately investigate the Contractor's finding and the Owner will direct the Contractor to either resume operations or to suspend operations as directed.

Should the Owner order suspension of the Contractor's operations in order to protect an archaeological or historical finding, or order the Contractor to perform extra work, such shall be covered by an appropriate contract change order or supplemental agreement as provided in Section 40, paragraph 40-04, *Extra Work*, and Section 90, paragraph 90-05, *Payment for Extra Work*. If appropriate, the contract change order or supplemental agreement shall include an extension of contract time in accordance with Section 80, paragraph 80-07, *Determination and Extension of Contract Time*.

70-21 Insurance Requirements.

The Contractor, at his own expense, shall procure and maintain, until final acceptance by the Owner of the work covered by the Contract, comprehensive liability insurance for damages imposed by law of the kinds and in the amounts hereinafter provided, written by a financially solvent insurance company authorized to do such business and write such coverage in the place where the Project is located, covering all operations under the Contract, whether performed by the Contractor or by its Subcontractor(s). Before commencing the work, the Contractor shall furnish to the Owner three (3) certificates of insurance, in satisfactory form to the Owner, showing that the Contractor has complied with the requirements of this Section. The policies and certificates shall provide that the policies shall not be changed or canceled until thirty (30) days after written notice thereof has been given to each of the Additional Insureds listed below.

Property damage insurance shall include coverage for explosion, collapse, and underground operations (X C U hazards).

A. The kinds and amounts of insurance are as follows:

1. General Liability insurance policies shall be Commercial General Liability Insurance (including premises operations, independent contractors, products/completed operations, explosion, collapse and underground hazard, broad form property damage, and blanket contractual liability coverages) and shall be written on an Occurrence basis with the following minimum limits:

Each Occurrence \$1,000,000

General Aggregate \$3,000,000

As an alternative to the above limits for General Aggregate and Each Occurrence, Contractor may elect to provide Excess Liability Insurance. Excess Liability coverage shall likewise be written on an Occurrence basis. If the Contractor so elects, then the sum of the General Liability Each Occurrence limit and the Excess Liability Each Occurrence limit shall total at least \$1,000,000. The sum of the General Liability General Aggregate limit and the Excess Liability General Aggregate limit shall total at least \$3,000,000.

2. Automobile Liability policies shall cover “All Owned”, “Scheduled”, “Hired” and “Non-Owned” autos. The minimum Combined Single Limit shall be \$1,000,000.

As an alternative to the above limit for Automobile Liability, Contractor may elect to provide Excess Liability Insurance. Excess Liability coverage shall be written on an Occurrence basis. If the Contractor so elects, then the sum of the Combined Single Limit and the Excess Liability Each Occurrence limit shall total at least \$1,000,000.

3. Policy or policies covering the obligations of the Contractor in accordance with the provisions of any applicable Worker's Compensation or Disability Benefits Law.
4. If applicable, the Contractor and its Subcontractor(s) engaged in work involving “hazardous substances,” as defined in Section 3 of PL 1993, c. 139 (C.13:1K-8), or “hazardous waste,” as defined in Section 1 of PL 1976, c. 99 (C.13:1E-38), shall procure and maintain pollution liability insurance, also known as “environmental impairment liability insurance.”

B. Contractor's insurance shall be primary over all other collectible insurance.

C. Anti-subrogation applies to General Liability and to Automobile Liability insurance coverages.

D. The Certificate Holder shall be City of Ann Arbor, 301 E. Huron Street, Ann Arbor, Michigan 48108 and RPR, C&S Engineers, Inc., 38777 Six Mile Road, Suite 202, Livonia, Michigan 48150.

E. The following shall be named as Additional Insureds: City of Ann Arbor; RPR: C&S Engineers, Inc.; the Federal Aviation Administration; Michigan Department of Transportation.

F. The General Liability policies shall provide coverage for liability for damages imposed by law upon the Contractor and its Subcontractor(s) with respect to all work performed by any of them under the Contract. The insurance company providing General Liability insurance coverage acknowledges that the Contractor has agreed in this Contract to defend, hold harmless, and indemnify the Owner, the Engineer, the RPR, and their respective directors, officers, representatives and employees as set forth in this Section.

- G. The Contractor's policies shall provide coverage for contractual liability imposed by contract, including this Contract, and completed operations liability for damages imposed by law arising between the date of the certification of completion of the work and the date of the expiration of the Contractor's guarantee.
- H. Contractor's policy shall provide coverage for liability arising out of the acts or omissions of its Subcontractors.
- I. Each Subcontractor employed on the Project site by the Contractor shall provide comprehensive liability insurance in accordance with the above-described requirements of the Contractor. Such insurance requirements shall be submitted to the RPR as part of the Subcontractor approval process.

END OF SECTION 70

ATTACHMENT "A"

TO

SECTION 70-08

**CONSTRUCTION SAFETY AND
PHASING PLAN (CSPP)**

FOR THE CONSTRUCTION OF

**BOX HANGAR TAXILANE AND BOX HANGAR
APRON PAVEMENT RECONSTRUCTION**

AT

**ANN ARBOR MUNICIPAL AIRPORT
Ann Arbor, Michigan**

FAA AIP NO.: TBD

MDOT NO.: TBD

NOVEMBER 2025

TABLE OF CONTENTS

1.0 PURPOSE

2.0 SCOPE OF PROJECT AND CSPP

3.0 PLAN REQUIREMENTS

- 3.1 Coordination
 - a. Pre-construction Meeting
 - b. Contractor Progress Meetings
 - c. Scope or Schedule Changes
 - d. FAA ATO Coordination
 - e. Pre-paving Meeting
- 3.2 Phasing
 - a. Phase Elements (Work Areas)
 - b. Construction Safety Drawings
- 3.3 Areas and Operations Affected by the Construction Activity
 - a. Identification of Affected Areas
 - b. Mitigation of Effects
- 3.4 Navigational Aid (NAVAID) Protection
- 3.5 Contractor Access
 - a. Location of Stockpiled Construction Materials
 - b. Vehicle and Pedestrian Operations
- 3.6 Wildlife Management
 - a. Trash
 - b. Standing Water
 - c. Tall Grass and Seeds
 - d. Poorly Maintained Fencing and Gates
 - e. Disruption of Existing Wildlife Habitat
- 3.7 Foreign Object Debris (FOD) Management
- 3.8 Hazardous Materials (HAZMAT) Management
- 3.9 Notification of Construction Activities
 - a. Maintenance of a List of Responsible Representatives/Point of Contact
 - b. Notices to Airman (NOTAM)
 - c. Emergency Notification Procedures
 - d. Coordination with ARFF Personnel
 - e. Notification to the FAA
 - f. Accidents
- 3.10 Inspection Requirements
 - a. Daily (or more frequent) Inspections
 - b. Final Inspections
- 3.11 Underground Utilities
- 3.12 Penalties
- 3.13 Special Conditions
- 3.14 Runway and Taxiway Visual Aids
 - a. General
 - b. Markings

- c. Lighting and Visual NAVAIDS
 - d. Signs
 - e. Testing of Airport Lighting Circuits
- 3.15 Marking and Signs for Access Routes
- 3.16 Hazard Marking, Lighting and Signing
 - a. Purpose
 - b. Equipment
- 3.17 Work Zone Lighting for Nighttime Construction
- 3.18 Protection of Airfield Areas
 - a. Runway Safety Area (RSA)
 - b. Runway Object Free Area (ROFA)
 - c. Taxiway Safety Area (TSA)
 - d. Taxiway Object Free Area (TOFA)
 - e. Obstacle Free Zone (OFZ)
 - f. Runway Approach/Departure Surfaces
- 3.19 Other Limitations on Construction
 - a. Prohibitions
 - b. Restrictions

APPENDICES:

APPENDIX 1 – General Plan and Construction Safety and Phasing Plans

APPENDIX 2 – Construction Project Daily Safety Inspection Checklist

APPENDIX 3 – Contractor's Safety Plan Compliance Document (SPCD)

APPENDIX 4 – Spoil Deposition Release Form

CONSTRUCTION SAFETY AND PHASING PLAN (CSPP)

1.0 PURPOSE.

Aviation safety is the primary consideration at airports, especially during construction. The Airport Owner's Construction Safety and Phasing Plan (CSPP) and the Contractor's Safety Plan Compliance Document (SPCD) are the primary tools to ensure safety compliance when coordinating construction activities with airport operations. These documents identify all aspects of the construction project that pose a potential safety hazard to airport operations and outline respective mitigation procedures for each hazard.

The CSPP sets forth benchmarks and requirements for the project to help ensure the highest levels of safety, security and efficiency at the airport at the time of construction. Requirements for this CSPP were developed from FAA Advisory Circular (AC) 150/5370-2 Operational Safety on Airports During Construction, latest edition.

The CSPP is a standalone document, written to correspond with the safety and security requirements set forth in the AC, the airport safety and security requirements, and local codes and requirements. The CSPP is to be used by all personnel involved in the project. The CSPP covers the actions of not only the construction personnel and equipment, but also the action of inspection personnel and airport staff.

This document has been developed in order to minimize interruptions to airport operations, reduce construction costs, and maximize the performance and safety of construction activity. Strict adherence to the provisions of the CSPP by all personnel assigned to or visiting the construction site is mandatory.

The Contractor shall submit a Safety Plan Compliance Document (SPCD) to the Airport Owner describing how the Contractor will comply with the requirements set forth in this CSPP. The SPCD must be submitted to the Airport Owner prior to issuance of Notice to Proceed.

In the event the Contractor's activities are found in non-compliance with the provisions of the CSPP or the SPCD, the Airport Owner's Representative will direct the Contractor, in writing, to immediately cease those operations in violation. In addition, a safety meeting will be conducted for the purpose of reviewing those provisions in the CSPP/SPCD which were violated. The Contractor will not be allowed to resume any construction operations until conclusion of the safety meeting and all corrective actions have been implemented.

2.0 SCOPE OF PROJECT AND CSPP.

The proposed project generally includes the reconstruction of a portion of a bituminous apron and taxiway, concrete spall repairs, and extension of a small concrete maintenance pad, along with associated site improvements including turf restoration, undercutting, and subgrade and subbase stabilization where needed.

Safety, maintaining aircraft operations, and construction costs are all interrelated. Since safety must not be compromised, the Airport Owner must strike a balance between maintaining aircraft operations and construction costs. This balance will vary widely depending on the operational needs and resources of the airport and will require early coordination with airport users and the FAA. As the project design progresses,

the necessary construction locations, activities and associated costs will be identified. As they are identified, their impact to airport operations must be assessed. Adjustments are made to the proposed construction activities, often by phasing the project and/or to airport operations in order to maintain operational safety. This planning effort will ultimately result in a project CSPP. The development of the CSPP takes place through the following five steps:

- a. Identify Affected Areas
- b. Describe Current Operations
- c. Allow for Temporary Changes to Operations
- d. Take Required Measures to Revise Operations
- e. Manage Safety Risk

3.0 PLAN REQUIREMENTS.

3.1 COORDINATION.

The following items shall be coordinated as required:

- a. **Preconstruction Meeting.** A preconstruction meeting will be conducted to discuss operational safety, testing, quality control, quality acceptance, security, safety, labor requirements, environmental factors, and other issues. All parties affected by the construction will be asked to attend including, but not limited to, the Airport Owner, tenants, contractor, subcontractors and RPR.

At the preconstruction meeting, the Contractor shall submit a plan of operation and schedule of work to the RPR for approval. The Contractor's plan of operation shall indicate, in detail, the amount of construction planned and the number of shifts and/or overtime operations proposed for the project. The schedule of work shall clearly indicate the sequence of work to be performed. The Contractor shall conform, at all times, to the requirements of these provisions and with current safety practices, rules, regulations and security requirements of Airport Owner. The preconstruction meeting will be held prior to issuance of a Notice to Proceed.

- b. **Contractor Progress Meetings.** A minimum of one progress meeting to discuss scheduling and coordination shall be held each week unless otherwise directed by the Airport Owner, throughout the duration of the Contract, between the Airport Owner, Contractor, RPR and any other interested parties at a time and place to be designated by the RPR. These meetings shall include a detailed discussion of construction phasing and safety with regard to the Contractor's compliance with the requirements stipulated in the Contract Documents.

In attendance at these meetings shall be a Contractor's representative with the authority to make decisions concerning the scheduling and coordination of work. Progress meetings shall be facilitated by the RPR. Operational safety shall be a standing agenda item during progress meetings throughout the construction project.

- c. **Scope or Schedule Changes.** Changes in the Scope of Work or Project Schedule shall be governed by Section 40 and Section 80 of the Contract Documents. Any proposed change that results in a deviation from the established CSPP as expressed by the Contract Documents must

be submitted to the FAA and Airport Owner for review and approval. FAA review and approval can be expected to take sixty business days.

- d. **FAA ATO Coordination.** Early coordination with Federal Aviation Administration (FAA) Air Traffic Organization (ATO) required for scheduling Technical Operations shutdowns prior to construction. Coordination is critical to restarts of NAVAID services and to the establishment of any special procedures for the movement of aircraft. All relocation or adjustments to NAVAIDs, or changes to final grades in critical areas, should be coordinated with FAA ATO and may require an FAA flight inspection prior to restarting the facility. Flight inspections must be coordinated and scheduled well in advance of the intended facility restart.

No adjustments to NAVAID, encroachment on facility critical areas, or facility shutdowns are anticipated during construction, so ATO coordination will not be necessary.

- e. **Pre-Paving Meeting.** A pre-paving meeting will be held to discuss the status of preliminary submittals, the RPR's inspection of the plant and laboratory, test section requirements, paving plan requirements, and production requirements.

3.2 PHASING.

- a. **Phase Elements (Work Areas)**

The sequence of construction and phasing, for this project, was developed in order to maintain the maximum efficiency of aircraft operations while maintaining safety and allowing for the required construction activities for this project. The project phasing and detailed work areas are depicted on the drawings included in Appendix 1.

1. Overall Project Phasing Elements

- (a) **Areas Closed to Aircraft Operations:** The drawings included in Appendix 1 indicate which runways, taxiways and taxilanes are closed for each work area to aircraft operations.
- (b) **Durations of Closures:** The drawings included in Appendix 1 indicate the duration of closures allowed for each work area. The overall construction duration (not including mobilization and final closeout) for the project is 7 calendar days.
- (c) **Taxi Routes:** The drawings included in Appendix 1 indicate all active taxiways and taxi routes to runways and aprons to be used by aircraft for each work area.
- (d) **ARFF Access Routes:** The Contractor shall be required to maintain emergency ARFF access into, out of, and around the construction site for the duration of the contract. The Contractor shall prominently light and mark open trenches and excavations at all times. Prior to beginning of construction in each work area and/or on a timely manner, the Contractor shall request the ARFF personnel to tour the site so ARFF personnel are aware of the access routes into, out of, and around the work areas and the on-going construction activities of the project.
- (e) **Construction Staging Areas:** The drawings included in Appendix 1 indicate the approximate location of the Contractor's Staging and Storage Area. The actual size and

exact location of the staging area shall be established prior to construction activities during mobilization and shall be approved by the Airport Owner.

- (f) Construction Access and Haul Routes:** The drawings included in Appendix 1 indicate the proposed locations of the Contractor's Construction Access and Haul Routes for this project. Any changes to access and haul routes require approval by the Airport Owner.
- (g) Impacts to NAVAIDs:** The NAVAIDs will not be impacted for this project.
- (h) Lighting and Marking Changes:** All changes associated to the lighting and markings due to construction activities of this project are depicted on the contract drawings. These changes incorporate the design criteria as mandated by the FAA.
- (i) Available Runway Length:** The available runway length for the runways will not be altered for this project.
- (j) Declared Distances:** The takeoff run available (TORA), takeoff distance available (TODA), accelerate-stop distance available (ASDA), and landing distance available (LDA) for the runways will not be altered for this project.
- (k) Required Hazard Marking and Lighting:** This project utilizes the following to delineate work areas, hazards, and closed portions of the AOA on the airfield:
 - (1)** Low profile lighted barricades to delineate work areas to delineate access routes, closed AOA areas, and hazardous areas.
- (l) Work Hours:** The drawings included in Appendix 1 indicate the work hours for each work area.
- (m) Concurrent Work Areas:** Work areas that can be completed concurrently are identified on the drawings included in Appendix 1.

2. Construction Safety Requirements

The Contractor shall obtain approval from the RPR prior to beginning any work in all areas of the airport. No work is expected on runways or taxiways during this project. No active runway or taxiway shall be crossed, entered, or obstructed at any time. The Contractor shall plan and coordinate his/her work in such a manner as to ensure safety and a minimum of hindrance to airport operations. All Contractor equipment and material stockpiles shall be stored at locations determined during construction or as shown on the Construction Safety and Phasing Plans (Appendix 1). No equipment will be allowed to park within the approach area of an active runway at any time.

During the work under this Contract, the Airport Owner will make such arrangements to coordinate aircraft movements and Airport operations as necessary to conform to the construction procedures as outlined below and as shown on the Contract Drawings. The Contractor shall give adequate notice to the RPR, so as to afford time to coordinate construction with the Airport Owner. No work shall proceed in any area without prior approval.

The Contractor shall always confine construction operations to the Contractor work area and designated haul routes. Contractor personnel, equipment, stored materials, subcontractors and suppliers will not be allowed on any other area within the Air Operations Area and within the Airport boundaries without prior approval of the Airport Owner or RPR.

The RPR will perform a visual site assessment before the Contractor occupies the Contractor work area. The Contractor shall be held responsible for all repairs and cleanup costs incurred as a result of the Contractor's construction operations. Restoration shall be the complete return of all work areas to the original conditions.

Prior to the start of construction operations, the Contractor shall perform the following:

- Install barricades and other measures as indicated on the Construction Safety and Phasing Plans (Appendix 1).
- Coordinate issuing Notices to Airmen (NOTAM) with the Airport Owner and RPR for the construction activities involved at least 48 hours in advance of the work.
- Install necessary measures for soil erosion and sediment control.

At the conclusion of construction operations, the Contractor shall perform the following:

- Test and activate airfield lighting circuits.
- Remove barricades as indicated on the Construction Safety Drawings.
- Clean all paved surfaces in accordance with Item CX-106, Safety, Security and Maintenance of Traffic.
- Coordinate cancellation of the NOTAMs with the Airport Owner and RPR.

b. Construction Safety and Phasing Plans. Drawings specifically indicating operational safety procedures and methods in affected areas have been developed for each construction phase. Such drawings are included in Appendix 1 and are included in the contract drawing package.

3.3 AREAS AND OPERATIONS AFFECTED BY THE CONSTRUCTION ACTIVITY.

Contractor, subcontractor, and supplier employees or any other unauthorized persons shall be restricted from entering an active airport operating area without previous permission from the Airport Owner and the Aircraft Control Tower.

In an emergency situation, the Airport Owner or other designated airport representative may order the Contractor to suspend operations; move personnel, equipment, and materials to a safe location; and stand by until aircraft use is completed.

The Contractor shall cooperate with the airport users through the RPR, in coordination with airport operations, in scheduling the operations to provide adequate clearance for safe aircraft parking, fueling, maintenance, loading or unloading, maneuvering, taxing operations, or other aircraft operations.

a. Identification of Affected Areas

The impacts to Airport Operations Areas are identified in the drawings included in Appendix 1.

b. Mitigation of effects.

This CSPP has established specific requirements and operational procedures necessary to maintain the safety and efficiency of airport operations during the construction of this project.

All coordination pertaining to airport operations during construction will go through the Airport Owner's Representative and the Airport Operations Manager. Any required NOTAM's to be issued will be sent through the Airport Owner's Representative and issued by Airport Operations.

- 1. Temporary Changes to runway and/or taxiway operations:** Any affected Airport Operations Areas identified in the previous section for reduced access or identified as being closed entirely to aircraft traffic, will be barricaded by the use of low profile, lighted barricades placed as shown in the drawings provided in Appendix 1. In addition, required NOTAM's shall be issued on the various temporary changes to aircraft access through the affected areas.
- 2. Detours for ARFF and other airport vehicles:** The project work site shall remain open to all ARFF vehicles in emergency situations. The Contractor is required to maintain access in and around the project work area for all ARFF vehicles. Proper routing of this traffic will be effectively communicated to all supervisory personnel involved in the construction project.
- 3. Maintenance of essential utilities:** Special attention shall be given to preventing unscheduled interruption of utility services and facilities. Where required due to construction purposes, the Airport Owner and FAA shall locate all of their underground utilities. It is the Contractor's responsibility to have the locations of cabling and other underground utilities marked prior to beginning excavation. Any locations provided by the Airport Owner or FAA are approximate locations and the Contractor shall verify all locations prior to beginning excavations. When an underground cable or utility is damaged due to the Contractor's negligence the Contractor shall immediately repair the affected cable or utility at his/her own expense. Full coordination between airport staff, field inspectors, and construction personnel will be exercised to ensure that all airport power and control cables are fully protected prior to any excavation.
- 4. Temporary Changes to air traffic control procedures:** Changes to air traffic control procedures have been coordinated with airport ATO. Any additional requests for changes must be made to the Airport Owner, through the RPR, in writing. These requested changes will be reviewed by the RPR, Airport Owner and ATO. If these changes are acceptable to all the aforementioned parties, the RPR will request a modification to the CSPP previously turned into the FAA. The Contractor shall plan on a minimum 90 days for this process to be completed. No deviation to the original CSPP shall be made without final FAA approval.

3.4 NAVIGATION AID (NAVAID) PROTECTION.

Before commencing construction activity, parking vehicles, or storing construction equipment and materials near a NAVAID, coordinate with the appropriate FAA ATO/Technical Operations office to evaluate the effect of construction activity and the required distance and direction from the NAVAID. Construction activities, materials/equipment storage, and vehicle parking near electronic NAVAIDs require special consideration since they may interfere with signals essential to air navigation. Construction activities, materials/equipment storage, and vehicle parking near electronic NAVAIDs are not anticipated in this project.

3.5 CONTRACTOR ACCESS.

This section of the CSPP details the areas to which the Contractor must have access, and how Contractor personnel will access those project work areas.

a. Location of stockpiled construction materials.

The Contractor shall store material and equipment and schedule his operations for work to be done so that no unauthorized interference to normal Airport operations will result there from. Construction operations shall not be conducted in a manner to cause interference with Airport Operations. Stockpiled materials and equipment storage are not permitted within the Runway Safety Area/ Taxiway Safety Area (RSA/TSA), Obstacle Free Zone (OFZ) or Object Free Area (OFA) of an operational runway or taxiway. Stockpiled construction materials must be located inside the Contractor staging area as shown on the Construction Safety and Phasing Plans (Appendix 1) unless otherwise approved by the RPR.

Stockpiled material shall be constrained in a manner to prevent movement resulting from either aircraft jet blast or wind conditions in excess of ten miles per hour. In addition, stockpiled material shall have silt fence located around the material to prevent Foreign Object Debris (FOD) from moving onto the airfield pavements or polluting watercourses.

Open trenches exceeding 3 inches in depth and 5 inches in width or stockpiled material are not permitted within the limits of safety areas of operational runways or taxiways. Stockpiled material shall not be permitted within the protected areas of the runways or allowed to penetrate into any of the protected airspace.

Spoil and Disposal Areas: Spoil shall be disposed of onsite in accordance with the Airport direction unless otherwise shown or specified. The Contractor shall submit the "Spoils Deposition Release Form" for any spoils which are transported from the project site. A copy of the form can be found in Appendix 4. No direct payment will be made for spoiling and disposal operations. The cost of spoiling material on site, or of spoiling material off-site, shall be considered incidental to this Contract and the costs shall be included in the various pay items involved.

b. Vehicle and pedestrian operations. Vehicle and pedestrian access routes for airport construction projects must be controlled to prevent inadvertent or unauthorized entry of persons, vehicles, or animals onto the Air Operations Area (AOA).

The Airport Owner will coordinate requirements for vehicle operations with the affected airport tenants. Specific vehicle and pedestrian requirements for this project are as follows:

All construction vehicles and personnel shall be restricted to the immediate work areas specified by the contract for this project. These areas include the haul routes into the work area, the designated Contractor staging area and the apron area under construction. Use of alternate haul routes or staging areas by the Contractor shall not be permitted without prior notification and approval by the Airport Owner's Representative.

1. Construction Site Parking:

The Contractor's personal vehicle parking area shall be in the Contractor's staging area, as shown on the Construction Safety and Phasing Plans (Appendix 1). Contractor personal vehicles will not be allowed inside the airport fence Air Operations Area (AOA) or secured area.

A staging area, as indicated on the Contract Drawings, will be provided where the Contractor may set up a field office and store equipment and materials. The Contractor shall make his own arrangements for and bear all costs of required utilities. The Contractor shall use and maintain the site in accordance with requirements of the Airport Owner. Upon completion of work, the Contractor's staging area shall be removed and the area cleaned and restored to original or better condition.

2. Construction Equipment Parking:

The Contractor's equipment storage area shall be in the Contractor staging area as shown on the Construction Safety and Phasing Plans (Appendix 1). The Contractor's equipment and construction vehicles shall be restricted to the construction site or storage areas during construction and parked in the equipment storage area during non-working periods. Maximum allowable equipment height in the staging area shall be 20 feet. Maximum allowable equipment height in the work areas shall be 20 feet. Maximum allowable equipment height at the borrow area shall be 20 feet.

Contractor must service all construction vehicles within the limits of the project work area or the Contractor's Staging Area. Parked construction vehicles must be outside the OFA and never in the safety area of an active runway or taxiway. Inactive equipment must not be parked on closed taxiways or runways. If it is necessary to leave specialized equipment on a closed taxiway or runway at night, the equipment must be well lighted. Employees shall also park construction vehicles outside the OFA when not in use by construction personnel (for example, overnight, on weekends, or during other periods when construction is not active). Parking areas must not obstruct the clear line of sight by the ATCT, as applicable, to any taxiways or runways under air traffic control nor obstruct any runway visual aids, signs, or navigation aids.

3. Access and Haul Roads:

The Contractor shall clear, construct and maintain haul routes as required for the prosecution of the work. The haul routes and access points shall only be in the locations approved by the RPR and the Airport Owner or as shown on the Construction Safety and Phasing Plans (Appendix 1).

Access or haul routes used by Contractor vehicles must be clearly marked to prevent inadvertent entry to areas open to airport operations. Construction traffic must remain on the designated haul routes, never straying from the approved paths. Haul and access routes shall be clearly delineated with temporary marking and signage by the Contractor. Signage and marking placement shall be reviewed and approved by the RPR and Airport Owner prior to being put into service. The Contractor shall fully describe the appropriate access routes to all his/her employees, subcontractors and material delivery personnel.

The Contractor shall be responsible for maintaining existing haul routes. At the completion of the project, these areas shall be returned to their original lines and grades and shall be restored to a condition equal to or better than original. All non-paved areas that are disturbed by Contractor's haul roads, staging area, etc., located outside of the seeding limits shown on the plans shall be re-seeded and restored to their original or better condition by the Contractor at no additional cost to the Airport Owner.

The Contractor shall coordinate haul routes, closures and schedules with other projects which may be underway during the same time period as this contract.

The Contractor shall control and coordinate the material (supplies) that are hauled to and from work area. Delivery of equipment and materials to the area of work shall be by way of the access route shown on the Construction Safety and Phasing Plans (Appendix 1) or designated by the Airport Owner or RPR.

The Contractor shall maintain all haul routes and work areas in a dust free condition at all times. The Contractor shall control dust from the construction operations by vacuum type sweeping, watering or other methods as approved by the RPR. Contractor shall have equipment (in operating condition) on site, at all times, to control dust. If the Contractor fails to comply with this requirement, construction will be suspended until a plan for controlling the dust is approved by the RPR. Landside haul routes, boulevards and drives shall be kept clean by use of a vacuum sweeper on a daily basis as required. Application of water on dirt or gravel haul routes must be provided as often as necessary. Haul roads in any airport traffic areas must be especially monitored for dust and debris to prevent any potential Foreign Object Debris (FOD) situations.

The existing perimeter road shall remain open and accessible for airport personnel at all times. Special attention must be given to ensure that if construction traffic is to share or cross any Airport Rescue and Fire Fighting (ARFF) routes that ARFF right of way is not impeded at any time, and that construction traffic on haul roads do not interfere with NAVAIDs or approach surfaces of operational runways.

Portions of the project area(s) shall be bounded by the low profile barricades identifying Contractor personnel and vehicle area operation limits. The locations of any barricaded project limits, haul routes, Contractor Staging Areas, and associated safety and security details are also provided graphically in the attached exhibits.

4. Marking and Lighting of Vehicles:

When any vehicle or piece of equipment, other than one that has prior approval from the Airport Owner, must operate on an airport, it shall be escorted and properly identified.

The Contractor shall limit access within the airport security fence to authorized vehicles. All authorized vehicles shall have a vehicle dash board placard permit issued by the Airport Owner or an identification sign on both sides of the vehicle containing the Contractor's company name. Private vehicles of the Contractor's personnel must be parked outside the airport security fence and will not be allowed within the airport security fence at any time.

All vehicles operating on the airport and in the general vicinity of the safety area or in aircraft movement areas must be marked with flashing yellow/amber beacons or orange and white flags during daylight hours. During hours of darkness or low visibility they shall be marked with at least flashing yellow/amber beacons.

Beacons and flags must be maintained to standards and in good working and operational condition. Beacons must be located on the uppermost part of the vehicle structure, visible from any direction, and flash 75 +/- 15 flashes per minute. Flags shall be 3' by 3' with alternating 1' by 1' international orange and white squares and shall be replaced by the Contractor if they become faded, discolored, or ragged as determined by Airport Operations or the Airport Owner's Representative.

5. Description of Proper Vehicle Operations:

The Contractor shall be required to follow guidance on the additional identification and control of construction equipment per the Airport's Security Plan. No Contractor's vehicle or pedestrian crossing of active runways or taxiways will be allowed at any time during the work of this Contract, unless otherwise specified. No deviation from the pedestrian and vehicle routes to and from the Project Areas will be allowed unless specific permission has been granted by the Airport Owner.

The ground movement of aircraft shall have the right-of-way at all times, and the Contractor's vehicles and equipment shall yield to aircraft at all times.

6. Required Escorts:

At no time shall active taxiways or taxilanes be crossed by construction equipment without notification and proper approval/clearance from radio-trained gate guards or Airport Operations.

7. Training Requirements for Vehicle Drivers:

No training is required to access the project work areas.

8. Situational Awareness:

Aircraft traffic will continue to use existing runways, aprons, and taxiways of the Airport during the time that work under a contract is being performed. The Contractor shall, at all time, conduct the work as to create no hindrance, hazard, or obstacle to aircraft using the Airport.

Vehicle drivers must confirm by personnel observation that no aircraft is approaching their position (either in the air or on the ground) when given clearance to cross a runway, taxiway, or any other area open to airport operations. In addition, it is the responsibility of the escort vehicle driver to verify the movement/position of all escorted vehicles at any given time.

9. Two-way Radio Communication Procedures:

Radio communications with the tower is not required for this project.

10. Maintenance of the Secured Area of the Airport.

The Contractor shall be responsible for maintaining security at all access gates used during the project and will be held liable by the Airport Owner for any breach of security. No gate shall be left open. The Contractor shall be required to post a guard at the gate to open and close the gate for personnel and equipment. No gate shall be left open. Guard shall be responsible for ensuring that no unauthorized persons or vehicles enter the secure area. Airport Owner and contractors must take care to maintain security during construction when access points are created in the security fencing to permit the passage of construction vehicles or personnel. Temporary gates shall be equipped so they can be securely closed and locked to prevent access by animals and unauthorized people. Procedures should be in place to ensure that only authorized persons and vehicles have access to the AOA and to prohibit "piggybacking" behind another person or vehicle.

(a) Fencing and Gates. Airport Owner and contractors must also maintain a high level of security during construction when access points are created in the security fencing to permit construction vehicle access. Temporary gates shall be equipped and/or manned by construction personnel to prevent unauthorized access by vehicles, animals or people. Procedures conforming to Airport security protocols should be in place to ensure that only authorized persons and vehicles have access to the AOA and to prohibit "piggybacking" behind another person or vehicle. Access shall be made available at all times to all airport emergency vehicles traveling to operations areas within the proximity of the construction work zone.

(b) Badging Requirements. No badging requirements are applicable to this project.

3.6 WILDLIFE MANAGEMENT.

Construction contractors must carefully control and continuously remove waste or loose materials that might attract wildlife. Contractor personnel must be aware of and avoid construction activities that can create wildlife hazards on airports.

- a. **Trash.** Food scraps from construction personnel activity must be collected and disposed of at a proper facility.
- b. **Standing water.** Water shall not be allowed to collect and pool for more than any single 24-hour period. Temporary grading may be required to promote drainage during daily operations as well as between work phases.
- c. **Tall grass and seeds.** The use of millet seed in turfing and seeding operations shall not be permitted. The Contractor is also responsible for mowing and maintaining the grass areas within the project work areas, while those areas are under the Contractor's control. Mowing shall be performed when the grass height reaches the maximum allowable height per the Owner's requirements.
- d. **Poorly maintained fencing and gates.** The Contractor shall maintain a constant secure perimeter to the airfield, including continuous security perimeter fencing and gates (if applicable).
- e. **Disruption of existing wildlife habitat.** Not applicable to this project.

Contractor shall take immediate remedial action to remove wildlife attractants should any occurrence be noted. Contractor shall immediately report to the RPR and Airport Owner should any wildlife congregation be noted, and in particular if mammals enter the airport through the construction gate.

3.7 FOREIGN OBJECT DEBRIS (FOD) MANAGEMENT.

Special care and measures shall be taken to prevent Foreign Object Debris (FOD) damage when working in an airport environment. Waste and loose materials, commonly referred to as FOD, are capable of causing damage to aircraft landing gears, propellers, and jet engines. The Contractor shall be responsible for implementing an approved FOD Management Plan prior to the start of construction activities. The FOD Management Plan will have procedures for prevention, regular cleanup, and containment of construction material and debris. The Contractor will ensure all vehicles related to the construction project using paved surfaces in the AOA shall be free of any debris that could create a FOD hazard. Special attention will be given to the cleaning of cracks and pavement joints. All taxiways, aprons, and runways must remain clean. Waste containers with attached lids shall be required on construction sites.

Special attention should be given to securing lightweight construction material (concrete insulating blankets, tarps, insulation, etc.). Specific securing procedures and/or chainlink enclosures may be required.

Contractors will provide their own equipment for vehicle and equipment washing and clean up.

Immediate access to a power sweeper is required when construction occurs on any pavement area inside the AOA, unless an appropriate alternative has been approved by the Airport Owner's Representative and Airport Operations Manager.

3.8 HAZARDOUS MATERIALS (HAZMAT) MANAGEMENT.

Contractors operating construction vehicles and equipment on the airport must be prepared to expeditiously contain and clean-up spills resulting from fuel, hydraulic fluid, or other chemical fluid leaks. Transport and handling of other hazardous materials on an airport also requires special procedures. To that end, the Contractor is required to develop a spill prevention plan and response procedures for vehicle operations prior to the start of construction activities. This includes maintenance of appropriate MSDS data and appropriate prevention and response equipment on-site.

Fueling Procedures and Spill Recovery Procedures shall be in accordance with Michigan State Fire Code, latest edition, and the National Fire Protection Association standard procedures for spill response, latest edition. If fueling is to take place in the staging area, it must be away from catch basins. Contractor must have spill containment kits on site.

In the event of a fuel spill or the spill of other hazardous materials, the Contractor shall immediately notify the Airport Owner and the RPR, the Michigan EGLE, the Environmental Protection Agency, the Airport Owner and the RPR.

Contractor shall abide by the specific requirements contained in the Technical Specifications of this contract.

3.9 NOTIFICATION OF CONSTRUCTION ACTIVITY.

The following is information and procedures for immediate notification of airport users and the FAA of any conditions adversely affecting the operational safety of the airport.

- a. Maintenance of a list of Responsible Representatives/ Point of contact.** A list of responsible representatives and points of contact shall be created by the RPR, the Airport and the Contractor prior to the start of construction. This list shall be compiled as part of the project pre-construction meeting agenda. Procedures will be established to contact all parties, including after regular work hours. Updates will be made to the list throughout the project duration by the RPR. Contractor points of contact shall be incorporated into the contractor's SPCD.
- b. Notices to Airman (NOTAM).** Only the Airport Owner may initiate or cancel NOTAMs on airport conditions, and is the only entity that can close or open a runway or taxiway. The Airport Owner must coordinate the issuance, maintenance, and cancellation of NOTAMs about airport conditions resulting from construction activities with tenants and the local air traffic facility (control tower, approach control, or air traffic control center), and must provide information on

closed or hazardous conditions on airport movement areas to the FAA Flight Service Station (FSS) so it can issue a NOTAM. The Airport Owner must file and maintain a list of authorized representatives with the FSS. Only the FAA may issue or cancel NOTAMs on shutdown or irregular operation of FAA owned facilities. Any person having reason to believe that a NOTAM is missing, incomplete, or inaccurate must notify the Airport Owner. See Section 3.14 regarding issuing NOTAMs for partially closed runways versus runways with displaced thresholds.

Any NOTAMs for planned airfield closures for this project must be coordinated through the airport manager and the airports duly appointed construction management representative. Reference Section 3.2 for planned closures for this project, which require issuance of a NOTAM.

- c. Emergency Notification Procedures.** In the event of an aircraft emergency, severe weather conditions, or any issue as determined by the Airport that may affect aircraft operations, the Contractor's personnel and/or equipment may be required to immediately vacate the area(s) affected. Points of contact for the various parties involved with the project shall be identified and shared at the pre-construction meeting among the various parties. Emergency points of contact shall be incorporated into the contractor's SPCD.
- d. Coordination with ARFF Personnel.** The Contractor shall coordinate, through the duly appointed airport representative, with ARFF personnel, mutual aid providers and other emergency services if construction requires the following:
- The deactivation and subsequent reactivation of water lines or fire hydrants, or
 - The re-routing, blocking and restoration of emergency access routes, or
 - The use of hazardous materials on the airfield.

Procedures and methods for addressing any planned or emergency response actions on the airfield concerning this project shall be established and implemented prior to the start of construction.

e. Notification to the FAA.

- 1. Part 77.** Any person proposing construction or alteration of objects that affect navigable airspace, as defined in Part 77, must notify the FAA. This includes construction equipment and proposed parking areas for this equipment (i.e. cranes, graders, other equipment) on airports. FAA Form 7460-1, Notice of Proposed Construction or Alteration, is used for this purpose and submitted to the appropriated FAA Airports Regional or District Office. A 7460-1 form for this project has been prepared by the Engineer and submitted to the FAA for using equipment with a maximum height of 20 feet. A new 7460-1 form must be submitted to the FAA for review and comment for any equipment that the Contractor will use which is taller than the equipment used in the above 7460-1 submission. The Airport Owner will be responsible for submitting the new 7460-1 form to the FAA. To that end, the Contractor shall identify the equipment in his SPCD ,including the maximum height it will extended to during construction, the area(s) in which the equipment will be used, and the duration the equipment will be used.
- 2. Part 157.** It is not anticipated that Part 157 notifications will be required for this project..

3. **NAVAIDS.** For emergency (short-notice) notification about impacts to both airport owned and FAA owned NAVAIDs, contact: 866-432-2622.

(a) **Airport owned/FAA Maintained.** If construction operations require a shutdown of more than 24 hours, or more than 4 hours daily on consecutive days, of a NAVAID owned by the airport but maintained by the FAA, provide a 45-day minimum notice to FAA ATO/Technical Operations prior to facility shutdown.

(b) **FAA owned.** The Airport Owner must notify the appropriate FAA ATO Service Area Planning and Requirements (P&R) Group a minimum of 45 days prior to implementing an event that causes impacts to NAVAIDs. (Impacts to FAA equipment covered by a Reimbursable Agreement (RA) do not have to be reported by the Airport Owner). Coordinate work for an FAA owned NAVAID shutdown with the local FAA ATO/Technical Operations office, through the RPR, including any necessary reimbursable agreements and flight checks. Detail procedures that address unanticipated utility outages and cable cuts that could impact FAA NAVAIDs. In addition, provide seven days' notice to schedule the actual shutdown.

- f. **Accidents.** The Contractor shall provide at the site such equipment and medical facilities as are necessary to supply first aid service to anyone who may be injured in connection with the work. The Contractor must promptly report in writing to the RPR all accidents whatsoever arising out of, or in connection with, the performance for the work, whether on or adjacent to the site which caused death, personal injury or property damages, giving full details and statements of witnesses. In addition, if death or serious injuries or serious damages are caused, the accident shall be reported immediately by telephone or messenger to both the RPR and the Airport Owner.

If any claim is made by anyone against the Contractor or any Subcontractor on account of any accident, the Contractor shall promptly report the facts in writing to the RPR giving full details of the claims.

3.10 INSPECTION REQUIREMENTS.

- a. **Daily (or more frequent) inspections.** Inspections shall be conducted by the Contractor at least daily, but more frequently if necessary, to ensure conformance with the CSPP. A sample checklist is provided in Appendix 2 of this document. In addition to Contractor's required inspections, airport operations will inspect the construction site to ensure compliance with the CSPP and the SPCD. The Airport Owner's Representative will have full-time inspectors monitoring activity throughout construction. Promptly take all actions necessary to prevent or remedy any unsafe or potentially unsafe conditions as soon as they are discovered.
- b. **Final inspections.** A final inspection with the Airport Owner's Representative, Airport and Contractor will take place prior to allowing airport operations.

3.11 UNDERGROUND UTILITIES.

Special attention shall be given to preventing unscheduled interruption of utility services and facilities. Where required due to construction purposes, the FAA shall locate all of their underground cables. The Contractor shall locate and/or arrange for the location of all the underground cables. When an underground cable is damaged due to the Contractor's negligence the Contractor shall immediately repair the cable affected at his/her own expense. Full coordination between airport staff, field inspectors, and construction personnel will be exercised to ensure that all airport power and control cables are fully protected prior to any excavation. Locations of cabling will be marked prior to beginning excavation.

Prior to opening an excavation, effort shall be made to determine whether underground installation: i.e., sewer, water, fuel, electric lines, etc., will be encountered, and if so, where such underground installations are located. When the excavation approaches the approximate locations of such an installation, the exact locations shall be determined by careful hand probing or hand digging, and/or use of a vacuum truck, and when it is uncovered, adequate protection shall be provided for the existing installation. All known owners of underground facilities in the area concerned shall be advised of proposed work at least 48 hours prior to the start of actual excavation.

The information concerning underground utilities was compiled from information and sketches furnished by or obtained from utility companies and the Airport. The Airport Owner and the RPR do not guarantee their accuracy. The Contractor is advised to determine the exact locations from the available sources of information or provide his own means of detection. The only case in which the RPR will consider redesign or relocation of a proposed facility in the project is when an existing utility is located within the construction limits. In this case, the RPR will work with the Airport Owner to determine the appropriate action to resolve the conflict. If such relocation is impossible, the RPR will consider re-design or relocation of the proposed facilities. In both cases, Contractor shall be responsible for all underground utilities and shall not be separately compensated for delays or extra cost.

Note that most utility location services do not include locating FAA and Airport Owner facilities, and most will not locate services within the AOA.

3.12 PENALTIES.

Not applicable to this project.

3.13 SPECIAL CONDITIONS.

In the event of an aircraft emergency, the Contractor's personnel and/or equipment may be required to immediately vacate the area. The Contractor will receive notification from airport operations when special conditions require the construction site to be vacated. In any event, extreme care should be exercised should construction personnel identify any ARFF (Airport Rescue and Fire-Fighting) or other emergency or rescue vehicle moving toward the Runway with emergency lights displayed. This will generally mean that an emergency situation is imminent. Special conditions that could require suspension of the construction work include the following:

aircraft in distress, aircraft accident, security breach, VIP operation, vehicle/pedestrian deviation, severe weather, or failing to abide by this Construction Safety and Phasing Plan and/or the Safety Plan Compliance Document.

3.14 RUNWAY AND TAXIWAY VISUAL AIDS.

This topic includes marking, lighting, signs, and visual NAVAIDs. Those areas where aircraft will be operating shall be clearly and visibly separated from construction areas, including closed runways. Throughout the duration of the construction project, the Contractor shall inspect and verify that these areas remain clearly marked and visible at all times and that marking, lighting, signs and visual NAVAIDs remain in place and operational.

- a. General.** Airport markings, lighting, signs, and visual NAVAIDs must be clearly visible to pilots, not misleading, confusing, or deceptive. All must be secured in place to prevent movement by prop wash, jet blast, wing vortices, or other wind currents and constructed of materials that would minimize damage to an aircraft in the event of inadvertent contact.

Marking and lighting for a temporary threshold is not required.

Closed runway markings are not required.

- b. Markings.** Markings must be in compliance with the standards of AC 150/5340-1, Standards for Airport Markings, current edition, and the drawings and technical specifications of this project.

1. Closed Runways and Taxiways.

- (a) Permanently Closed Runways.** For permanently closed runways, the threshold marking, runway designation marking, and touchdown zone markings will be removed, and flat yellow closed runway markings (X's) will be placed at each end and at 1,000-foot (300 m) intervals.
- (b) Temporarily Closed Runways.** For temporarily closed runways, a lighted X will be placed at each end of the runway directly on or as near as practicable to the runway designation numbers. For a multiple runway environment, if the lighted X on a designated number will be located in the RSA of an adjacent active runway, the lighted X will be located farther down the closed runway to clear the RSA of the active runway. In addition, the closed runway numbers located in the RSA of an active runway will be marked with a flat yellow X.
- (c) Partially Closed Runways and Displaced Thresholds.** When threshold markings are needed to identify the temporary beginning of the runway that is available for landing, the markings will comply with AC 150/5340-1. An X will not be used on a partially closed runway or a runway with a displaced threshold. Because of the temporary nature of the threshold relocation or displacement due to construction, it will not be necessary to re-adjust the existing runway centerline markings to meet standard spacing for a runway with a visual approach.

- (1) **Partially Closed Runways.** Pavement markings for temporary closed portions of the runway will consist of a runway threshold bar, runway designation, and yellow chevrons to identify pavement areas that are unsuitable for takeoff or landing. Markings prior to the moved threshold will be obliterated or covered. Existing touchdown zone markings beyond the moved threshold may remain in place. Aiming point markings will be obliterated.
- (2) **Displaced Thresholds.** Pavement markings for a displaced threshold will consist of a runway threshold bar, runway designation, and white arrowheads with and without arrow shafts. These markings are required to identify the portion of the runway before the displaced threshold to provide centerline guidance for pilots during approaches, takeoffs, and landing rollouts from the opposite direction. Markings prior to the displaced threshold will be obliterated. Existing touchdown zone markings beyond the displaced threshold may remain in place. Aiming point markings will be obliterated.
- (d) **Permanently Closed Taxiways.** Permanently closed taxiways will be either be removed, or if pavement will remain, an X will be placed at the entrance to both ends of the closed section. Taxiway centerline markings, including runway leadoff lines, leading to the closed taxiway will be obliterated.
- (e) **Temporarily Closed Taxiways.** Barricades will be placed outside the safety area of intersecting taxiways. For runway/taxiway intersections, an X will be placed at the entrance to the closed taxiway from the runway. Taxiway centerline markings, including runway leadoff lines and taxiway to taxiway turns, leading to the closed section, will be obliterated if the taxiway will be closed for an extended period. Runway lead-off lines for high speed exits will always be obliterated, regardless of the duration of the closure.
- (f) **Temporarily Closed Airport.** When the airport is temporarily closed, mark all runways as closed.
- c. **Lighting and visual NAVAIDs.** This paragraph refers to standard runway and taxiway lighting systems. When runway and taxiway lighting fixtures need to be disconnected, disconnect the associated isolation transformers. Alternately, the light fixture may be covered in such a way as to prevent light leakage. Lamp shall not be removed from energized fixtures. Any above ground temporary wiring shall be secure, identified, and placed in conduit to prevent electrocution and fire ignition sources. At towered airports certificated under Part 139, holding position signs shall be illuminated on open taxiways crossing to closed or inactive runways. If the holding position sign is installed on the runway circuit for the closed runway, a temporary jumper shall be installed to the taxiway circuit to provide power to the holding position sign for nighttime operations.
1. **Temporarily Closed Taxiways.** If possible, the taxiway lighting circuits will be deactivated. When deactivation is not possible (for example other taxiways on the same circuit are to remain open), the closed portion shall be temporarily disconnected, and a temporary jumper will be installed to keep the remaining circuit active. An alternative is to cover the light fixtures in the closed area in a way as to prevent light leakage.

d. Signs. Signs must be in conformance with AC 150/5345-44, Specification for Runway and Taxiway Signs and AC 150/5340-18, Standard for Airport Sign Systems, current edition.

1. Existing Signs. Runway exit signs are to be covered for closed runway exits. Outbound destination signs are to be covered for closed runways. Any time a sign does not serve its normal function or would provide conflicting information, it must be covered or removed to prevent misdirecting pilots. Note that information signs identifying a crossing taxiway continue to perform their normal function even if the crossing taxiway is closed. For long term construction projects, consider relocating signs, especially runway distance remaining signs.

2. Temporary Signs. Orange construction signs comprise a message in black on an orange background. Orange construction signs may help pilots be aware of changed conditions. The airport operator may choose to introduce these signs as part of a movement area construction project to increase situational awareness when needed. Locate signs outside the taxiway safety limits and ahead of construction areas so pilots can take timely action. Use temporary signs judiciously, striking a balance between the need for information and the increase in pilot workload. When there is a concern of pilot "information overload," the applicability of mandatory hold signs must take precedence over orange construction signs recommended during construction. Temporary signs must meet the standards for such signs in Engineering Brief 93, Guidance for the Assembly and Installation of Temporary Orange Construction Signs. Many criteria in AC 150/5345-44, Specification for Runway and Taxiway Signs, are referenced in the Engineering Brief. Permissible sign legends are:

1. CONSTRUCTION AHEAD,
2. CONSTRUCTION ON RAMP, and
3. RWY XX TAKEOFF RUN AVAILABLE XXX FT.

Phasing, supported by drawings and sign schedule, for the installation of orange construction signs must be included in the CSPP or SPCD.

e. Testing of Airport Lighting Circuits. See technical specification Item CX-106, Safety, Security, and Traffic Control for testing requirements.

3.15 MARKING AND SIGNS FOR ACCESS ROUTES.

Location of haul routes on the airport site shall be as specified in the project drawing set and as provided graphically in the attached exhibits, reference Appendix 1. It shall be the Contractor's responsibility to coordinate off-site haul routes with the appropriate owner who has jurisdiction over the affected route. The haul routes, to the extent possible, shall be marked and signed in accordance with FAA airfield signage requirements, the Federal Highway Administration Manual on Uniform Traffic Control Devices (MUTCD) and/or state highway specifications, as applicable.

3.16 HAZARD MARKING, LIGHTING AND SIGNING.

a. **Purpose.** Hazard marking, lighting, and signing prevent pilots from entering areas closed to aircraft and prevent construction personnel from entering areas open to aircraft. The CSPP specifies prominent, comprehensible warning indicators for any area affected by construction that is normally accessible to aircraft, personnel, or vehicles. Hazard marking and lighting is also be specified to identify open manholes, small areas under repair, stockpiled material, waste areas, and areas subject to jet blast. Also included are markings to identify FAA, airport, and National Weather Service facilities cables and power lines; instrument landing system (ILS) critical areas; airport surfaces, such as RSA, OFA, and OFZ; and other sensitive areas to make it easier for contractor personnel to avoid these areas.

b. **Equipment.**

1. **Barricades.** Low profile barricades, including traffic cones, (weighted or sturdily attached to the surface) are acceptable methods used to identify and define the limits of construction and hazardous areas on airports. Careful consideration must be given to selecting equipment that poses the least danger to aircraft but is sturdy enough to remain in place when subjected to typical winds, prop wash and jet blast. The spacing of barricades must be such that a breach is physically prevented barring a deliberate act. Gaps between barricades must be smaller than the width of the excluded vehicles, generally 4 feet (1.2 meters). Provision must be made for ARFF access if necessary. Barricades intended to exclude pedestrians must be continuously linked.
2. **Lights.** Lights must be red, either steady burning or flashing, and must meet the luminance requirements of the State Highway Department. Batteries powering lights will last longer if lights flash. Lights must be mounted on barricades and spaced at no more than 10 feet (3 meters). Lights must be operated between sunset and sunrise and during periods of low visibility whenever the airport is open for operations. They may be operated by photocell, but this may require that the contractor turn them on manually during periods of low visibility during daytime hours.
3. **Supplement Barricades with Signs (for example) As Necessary.** Examples are "No Entry" and "No Vehicles."
4. **Air Operations Area – General.** Barricades are not permitted in any active safety area or on the runway side of a runway hold line. Within a runway or taxiway object free area, and on aprons, use flashing or steady burning red lights as noted above, highly reflective collapsible barricades marked with diagonal, alternating orange and white stripes; and/or signs to separate all construction/maintenance areas from the movement area. Barricades may be supplemented with alternating orange and white flags at least 20 by 20 inch (50 by 50 cm) square and securely fastened to eliminate FOD. All barricades adjacent to any open runway or taxiway/taxilane safety area, or apron must be no more than 18 inches high, exclusive of supplementary lights and flags. Barricades must be of low mass; easily collapsible upon contact with an aircraft or any of its components; and weighted or sturdily attached to the surface to prevent displacement from prop wash, jet blast, wing vortex, and other surface wind currents. If affixed to the surface, they must be frangible at grade level or as low as possible, but not to exceed 3 inch (7.6 cm) above the ground.

5. **Air Operations Area – Runway/Taxiway Intersections.** Use highly reflective barricades with lights to close taxiways leading to closed runways. Close all taxiway/runway intersections with barricades. The use of traffic cones is appropriate for short duration closures.
6. **Air Operations Area – Other.** Beyond runway and taxiway object free areas and aprons, barricades intended for construction vehicles and personnel may be many different shapes and made from various materials, including railroad ties, sawhorses, jersey barriers, or barrels.
7. **Maintenance.** The contractor is required to maintain the hazard markings, lighting and signing and to have a person on call 24 hours a day for emergency maintenance of airport hazard lighting and barricades. The contractor must file the contact person's information with the airport operator. Lighting should be checked for proper operation at least once per day, preferably at dusk.

3.17 WORK ZONE LIGHTING FOR NIGHTTIME CONSTRUCTION.

Nighttime construction is not allowed on this project.

3.18 PROTECTION OF AIRFIELD AREAS.

Safety area encroachments, improper ground vehicle operations and unmarked or uncovered holes and trenches in the vicinity of aircraft operation surfaces and construction areas are the three most recurring threats to safety during construction. Protection of runway and taxiway safety areas, object free areas, obstacle free zones, and approach/departure surfaces shall be a standing requirement for the duration of construction operations.

- a. **Taxiway Safety Area (TSA).** The taxiway safety area is a defined surface alongside the taxiway prepared or suitable for reducing the risk of damage to an airplane unintentionally departing the taxiway. No construction may occur within the TSA while the taxiway is open for aircraft operations.

Taxiway	Aircraft Design Group	TSA Distance from Centerline	TSA Width
All	B-II	39.5 ft.	79 ft.

Open trenches or excavations are not permitted within the TSA while the taxiway is open. The Contractor must backfill trenches before the taxiway is opened. Coverings are not allowed in taxiway safety areas.

The Airport Owner must coordinate any adjustment of TSA dimensions, to meet the above requirement, with the appropriate FAA Airports Regional or District Office and the local FAA air traffic manager and issue a NOTAM.

After the Taxiway has been closed, Contractors must prominently mark open trenches and excavations at the construction site with red or orange flags, as approved by the Airport Owner, and light them with red lights during hours of restricted visibility or darkness.

Soil erosion must be controlled to maintain TSA standards, that is, the TSA must be cleared and graded and have no potentially hazardous ruts, humps, depressions, or other surface variations, and capable, under dry conditions, of supporting snow removal equipment, aircraft rescue and firefighting equipment, and the occasional passage of aircraft without causing structural damage to the aircraft.

- b. Taxiway Object Free Area (TOFA).** Unlike the Runway Object Free Area, aircraft wings regularly penetrate the taxiway/taxilane object free area during normal operations. Thus the restrictions are more stringent. No construction equipment may be parked within the TOFA while the taxiway/taxilane is open for aircraft operations.

Construction activity may be accomplished without adjusting the width of the taxiway object free area, subject to the following restrictions:

1. Taxiing speed is limited to 10 mph.
2. Appropriate NOTAMs are issued.
3. Marking and lighting meeting the provisions above are implemented.
4. Five-foot clearance is maintained between equipment and materials and any part of an aircraft (includes wingtip overhang). If such clearance can only be maintained if an aircraft does not have full use of the entire taxiway width (with its main landing gear at the edge of the pavement), then it will be necessary to move personnel and equipment for the passage of that aircraft.
5. Flaggers furnished by the contractor must be used to direct and control construction equipment and personnel to a pre-established setback distance for safe passage of aircraft, and airline and/or airport personnel.

Taxiway	Aircraft Design Group	TOFA Distance from Centerline	TOFA Width
All	B-II	62 ft.	124 ft.

Taxilane	Aircraft Design Group	TLOFA Distance from Centerline	TLOFA Width
All	B-II	55 ft.	110 ft.

3.19 OTHER LIMITATIONS ON CONSTRUCTION.

- a. Prohibitions.** The following prohibitions are in effect for the duration of this project:

1. No use of tall equipment (cranes, concrete pumps, and so on) unless a 7460-1 determination letter is issued for such equipment.

2. No use of open flame welding or torches unless fire safety precautions are provided and the Airport Owner has approved their use.
3. No use of electrical blasting caps or explosives of any kind on or within 1,000 ft (300 m) of the airport property.

b. Restrictions.

1. Construction suspension required during specific airport operations: Not Applicable
2. Areas that cannot be worked on simultaneously: Not Applicable
3. Day or night construction restrictions: Not Applicable
4. Seasonal Construction Restrictions: Not Applicable
5. Temporary signs not approved by the airport operator
6. Grade changes that could result in unplanned effects on NAVAIDs.

APPENDIX 1

LOCATION MAP

(Sheet GI001 of the Contract Drawings)

GENERAL PLAN

(Sheet GC100 of the Contract Drawings)

CONSTRUCTION SAFETY AND PHASING PLANS

(Sheets GC100 of the Contract Drawings)

CONSTRUCTION SAFETY AND PHASING DETAILS

(Sheet GC100 of the Contract Drawings)



**CONTRACT DRAWINGS
FOR THE CONSTRUCTION OF**

**BOX HANGAR TAXILANE AND BOX HANGAR
APRON PAVEMENT RECONSTRUCTION**

CITY OF ANN ARBOR

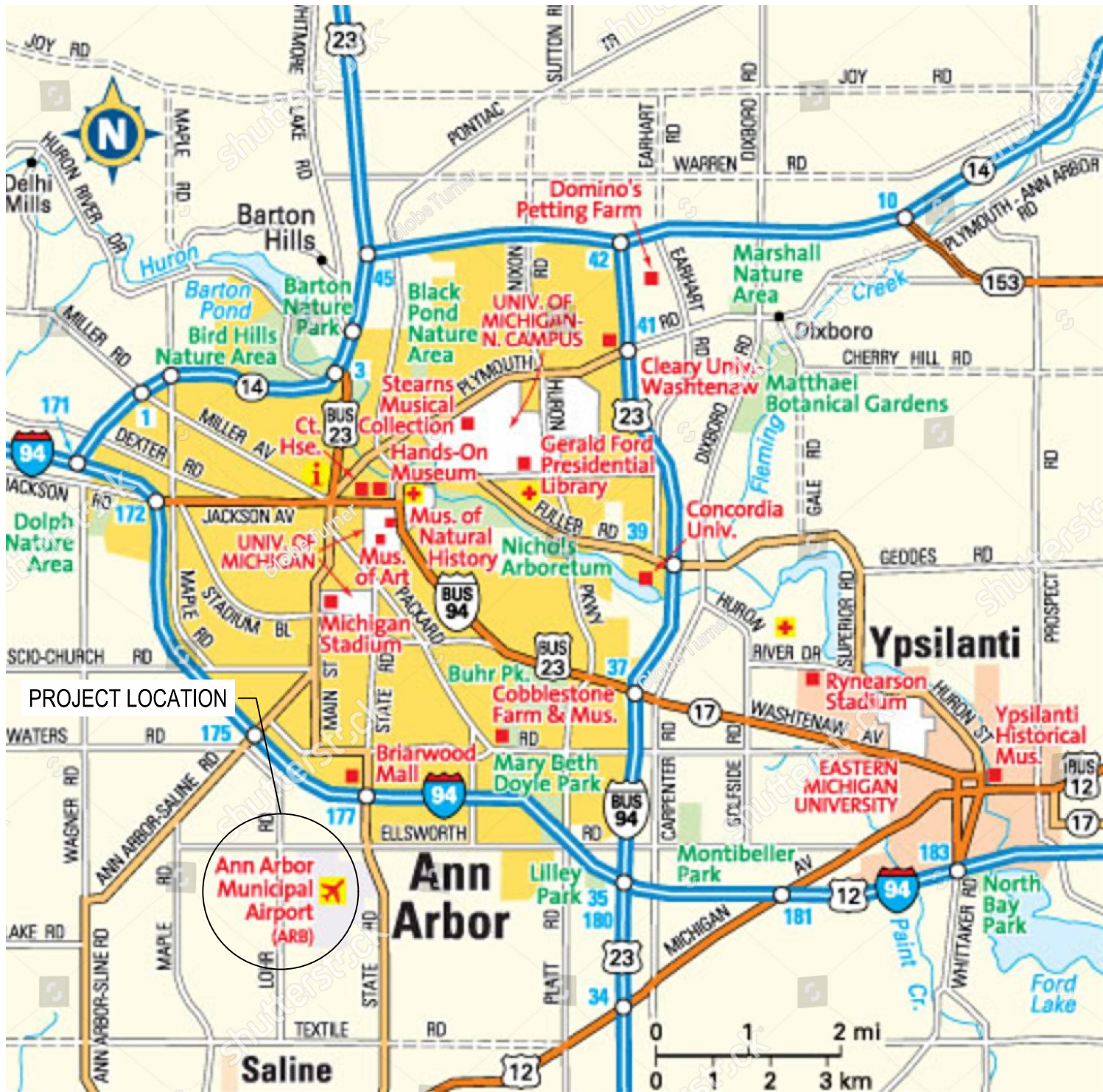
ANN ARBOR MUNICIPAL AIRPORT

ANN ARBOR, MI

C&S PROJECT: N75.005.001
FAA AIP NO.: TBD
MDOT NO.: TBD

NOVEMBER 2025


BID DOCUMENTS

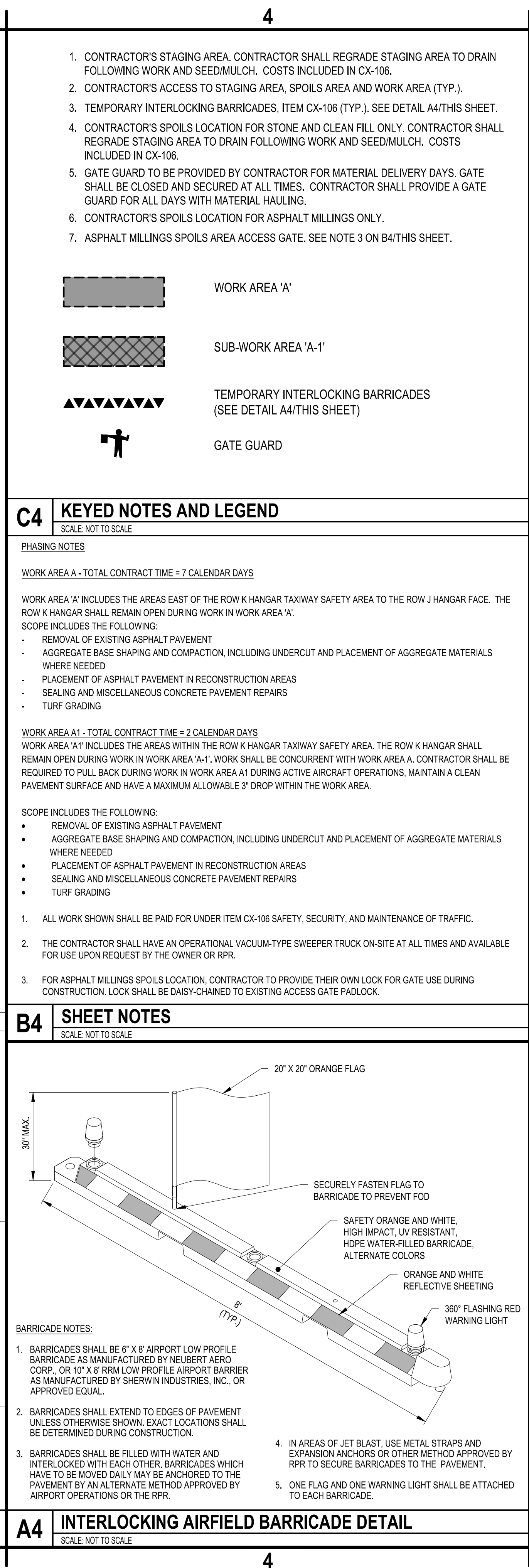





LOCATION MAP



PROJECT LOCATION





C	 C&S Engineers, Inc. 38777 Six Mile Road, Suite 202 Livonia, Michigan 48152 Phone: 734-953-2571 Fax: 734-206-7973 www.cscos.com		
			
B			
	<p style="font-size: 1.2em; margin: 0;">BOX HANGAR TAXILANE AND BOX HANGAR APRON PAVEMENT RECONSTRUCTION CITY OF ANN ARBOR ANN ARBOR MUNICIPAL AIRPORT ANN ARBOR, MI</p>		
A			
	MARK	DATE	DESCRIPTION
	REVISIONS		
	PROJECT NO: N75.005.001		
	DATE: NOVEMBER 2025		
	DRAWN BY: DOAN		
	DESIGNED BY: SUBER		
	CHECKED BY: ALJETS		
CONTRACTOR SHALL VERIFY ALL CONDITIONS ON JOB SITE & NOTIFY THE OWNER OF ANY VARIATIONS FROM DIMENSIONS SHOWN ON THESE DRAWINGS BEFORE PROCEEDING WITH ANY CONSTRUCTION.			
<p style="font-size: 1.2em; margin: 0;">GENERAL PLAN & CONSTRUCTION SAFETY PHASING PLAN</p>			
<p style="font-size: 1.5em; margin: 0;">GC100</p>			
SHEET NO. 4 OF 9			

APPENDIX 2

CONSTRUCTION PROJECT DAILY SAFETY INSPECTION CHECKLIST

Construction Project Daily Safety Inspection Checklist

The situations identified below are potentially hazardous conditions that may occur during airport construction projects. Safety Area encroachments, unauthorized and improper ground vehicle operations, and unmarked or uncovers holes and trenches near aircraft operating surfaces pose the most prevalent threats to airport operational safety during airport construction projects. The list below is one tool that the Contractor may use to aid in identifying and correcting potentially hazardous conditions.

Potentially Hazardous Conditions

Item	Action Required	or	None
Excavation adjacent to runways, taxiways, and aprons improperly backfilled.			<input type="checkbox"/>
Mounds of earth, construction materials, temporary structures, and other obstacles near any open runway, taxiway, or taxi lane; in the related Object Free area and aircraft approach or departure areas/zones; or obstructing any sign or marking.			<input type="checkbox"/>
Runway resurfacing projects resulting in lips exceeding 3 inches from pavement edges and ends.			<input type="checkbox"/>
Heavy equipment (stationary or mobile) operating or idle near AOA, in runway approaches and departures areas, or in OFZ.			<input type="checkbox"/>
Equipment or material near NAVAIDs that may degrade or impair radiated signals and/or the monitoring of navigation and visual aids. Unauthorized or improper vehicle operations in localizer or glide slope critical areas, resulting in electronic interference and/or facility shutdown.			<input type="checkbox"/>
Tall and especially relatively low visibility units (that is, equipment with slim profiles) –cranes, drills, and similar objects—located in critical areas, such as OFZ and approach zones.			<input type="checkbox"/>

Item	Action Required	or	None
Improperly positioned or malfunctioning lights or unlighted airport hazards, such as holes or excavations, on an apron, open taxiway, or open taxi lane or in related safety, approach, or departure area.			<input type="checkbox"/>
Obstacles, loose pavement, trash, and other debris on or near AOA. Construction debris (gravel, sand, mud, paving materials) on airport pavements may result in aircraft propeller, turbine engine, or tire damage. Also, loose materials may blow about, potentially causing personal injury or equipment damage.			<input type="checkbox"/>
Inappropriate or poorly maintained fencing during construction intended to deter human and animal intrusions into the AOA. Fencing and other markings that are inadequate to separate construction areas from open AOA create aviation hazards.			<input type="checkbox"/>
Improper or inadequate marking or lighting of runways (especially thresholds that have been displaced or runways that have been closed) and taxiways that could cause pilot confusion and provide a potential for a runway incursion. Inadequate or improper methods of marking, barricading, and lighting of temporarily closed portions of AOA create aviation hazards.			<input type="checkbox"/>
Wildlife attractants — such as trash (food scraps not collected from construction personnel activity), grass seeds, tall grass, or standing water — on or near airports.			
Obliterated or faded temporary markings on active operational areas.			<input type="checkbox"/>
Misleading or malfunctioning obstruction lights. Unlighted or unmarked obstructions in the approach to any open runway pose aviation hazards.			<input type="checkbox"/>

Item	Action Required	or	None
Failure to issue, update, or cancel NOTAMs about airport or runway closures or other construction related airport conditions.			<input type="checkbox"/>
Failure to mark and identify utilities or power cables. Damage to utilities and power cables during construction activity can result in the loss of runway / taxiway lighting; loss of navigation, visual, or approach aids; disruption of weather reporting services; and/or loss of communications.			<input type="checkbox"/>
Restrictions on ARFF access from fire stations to the runway / taxiway system or airport buildings.			
Lack of radio communications with construction vehicles in airport movement areas.			<input type="checkbox"/>
Objects, regardless of whether they are marked or flagged, or activities anywhere on or near an airport that could be distracting, confusing, or alarming to pilots during aircraft operations.			<input type="checkbox"/>
Water, snow, dirt, debris, or other contaminants that temporarily obscure or derogate the visibility of runway/taxiway marking, lighting, and pavement edges. Any condition or factor that obscures or diminishes the visibility of areas under construction.			<input type="checkbox"/>
Spillage from vehicles (gasoline, diesel fuel, oil) on active pavement areas, such as runways, taxiways, aprons, and airport roadways.			<input type="checkbox"/>
Failure to maintain drainage system integrity during construction (for example, no temporary drainage provided when working on a drainage system).			

Item	Action Required	or	None
Failure to provide for proper electrical lockout and tagging procedures. At larger airports with multiple maintenance shifts/workers, construction contractors should make provisions for coordinating work on circuits.			<input type="checkbox"/>
Failure to control dust. Consider limiting the amount of area from which the Contractor is allowed to strip turf.			<input type="checkbox"/>
Exposed wiring that creates an electrocution or fire ignition hazard. Identify and secure wiring, and place it in conduit or bury it.			<input type="checkbox"/>
Site burning, which can cause possible obscuration.			<input type="checkbox"/>
Construction work taking place outside of designated work areas and out of phase.			<input type="checkbox"/>

APPENDIX 3

CONTRACTORS SAFETY PLAN COMPLIANCE DOCUMENT (SPCD)

(The SPCD Certification is located in the Proposal Section)

SAFETY PLAN COMPLIANCE DOCUMENT (SPCD)

Project Location: Ann Arbor Municipal Airport

Project Name: Box Hangar Taxilane and Box Hangar Apron Pavement Reconstruction

General Statement:

The Construction Safety and Phasing Plan (CSPP), identified as Attachment "A" to Section 70-08, has been prepared in accordance with FAA Advisory Circular 150/5370-2G, *Operational Safety on Airports During Construction and the requirements of the Airport Owner*. The CSPP has been submitted to the FAA for review and comment. Any comments from the FAA which were received prior to bid opening have been incorporated into the CSPP.

In the event that the FAA transmits comments which require that the CSPP be revised after bid opening, I understand that I am obligated to abide by the conditions and statements contained in the revised CSPP. I further understand that I will be given the opportunity to evaluate the revised CSPP as it relates to my contract and request appropriate compensation in accordance with the provisions of the contract.

Supplemental Information:

Where the CSPP covers a subject and no additional information is needed, the statement below reads, "No supplemental information required". Where additional information is required by the Contractor, the information shall be provided in the spaces below.

The section numbers below correspond with the section numbers in the CSPP.

3.1 Coordination

Statement: [Explain how you will distribute information and details of meetings to employees and subcontractors.]

3.2 Phasing

Statement: [List the number of days each Work Area will take. State the time day work will start and finish for each work area.]

3.3 Areas and operations affected by the construction activity

Statement: Information is provided in the CSPP. No supplemental information is required.

3.4 Protection of NAVAIDs

Statement: Information is provided in the CSPP. No supplemental information is required.

3.5 Contractor Access

Security Statement: [Explain how you will maintain integrity of the airport security fence at the access gate, e.g.: Gate guards, closed and locked gates, temporary fencing, etc.]

Training Statement: [List individuals who will receive driver training (for certificated airports and as requested.)]

Communication Statement: [Identify types of radios, if any, you will use to communicate with drivers and personnel. Identify who will be monitoring radios. Identify a contact person and phone number if ATCT cannot reach the contractor's designated person by radio.]

Escort Statement: [Identify who will escort material delivery vehicles.]

3.6 Wildlife Management

Statement: [Identify who will be monitoring wildlife in the construction area. Identify who will be monitoring wildlife at the construction gate.]

3.7 Foreign Object Debris (FOD) Management

Statement: [Identify who will be preparing a FOD Management Plan. (Plan must be approved prior to the start of construction activities.)]

3.8 Hazardous material (HAZMAT) management

Statement: [Identify who will be preparing a Spill Prevention Plan. (Plan must be approved prior to the start of construction activities.)]

3.9 Notification of construction activities. Provide the following:

Key Personnel Statement: [Identify your key personnel points of contact with phone numbers.]

Emergency Contacts Statement: [Identify your emergency contacts with 24 hour phone numbers.]

Equipment Statement: [Part 77: Identify equipment you will be using that is taller than 20 feet, including on-site batch plants. Identify the maximum height it will be extended to during construction for each Work Area and the expected duration. Identify when during the day it will be used.]

3.10 Inspection requirements.

Statement: [Identify the person who will be responsible for daily inspections to ensure conformance with the CSPP. Describe additional inspections you will employ, if any, to ensure conformance.]

3.11 Underground utilities.

Statement: [Discuss proposed methods of identifying and protecting underground utilities.]

3.12 Penalties

Statement: Information is provided in the CSPP. No supplemental information is required.

3.13 Special conditions.

Statement: [Identify who will be responsible for moving equipment and personnel from the work area and vacating the area in the event of a special condition listed in the CSPP.]

3.14 Runway and taxiway visual aids. Including marking, lighting, signs, and visual NAVAIDs.

Statement: Information is provided in the CSPP. No supplemental information is required.

3.15 Marking and signs for access routes. Discuss proposed methods of demarcating access routes for vehicle drivers.

Statement: Information is provided in the CSPP. No supplemental information is required.

3.16 Hazard marking and lighting.

Statement: [Identify who will be responsible for maintaining hazard marking and lighting. Include a 24 hour phone number.]

3.17 Protection of taxiway and runway safety areas. Include object free areas, obstacle free zones, approach/departure surfaces and safety areas as required. Discuss proposed methods of identifying, demarcating, and protecting airport surfaces including:

Equipment and methods for maintaining Taxiway/Taxilane Safety Area standards.

Statement: Information is provided in the CSPP. No supplemental information is required.

Equipment and methods for separation of construction operations from aircraft operations, including details of barricades.

Statement: Information is provided in the CSPP. No supplemental information is required.

3.18 Other limitations on construction.

Other limitations are identified in the CSPP and do not require an entry in this document.

APPENDIX 4

SPOIL DEPOSITION RELEASE FORM

SPOILS DEPOSITION RELEASE FORM

To: City of Ann Arbor, 301 E. Huron Street, Ann Arbor, MI 48108 (AIRPORT OWNER), and

C&S Engineers, Inc., (RPR).

Project: Box Hangar Taxilane and Box Hangar Apron Pavement Reconstruction

This SPOILS DEPOSITION RELEASE FORM is being forwarded to the above referenced AIRPORT OWNER and RPR to satisfy the Contract Documents governing the above referenced project. Pursuant to the Contract Documents, LANDOWNER has granted permission to CONTRACTOR to deposit spoils at LANDOWNER'S property located at _____

_____ (give specific location).

Further, CONTRACTOR hereby agrees to the greatest extent of the law, to release, indemnify, hold harmless, and defend the AIRPORT OWNER and RPR from any and all damage, liability, or cost (including reasonable attorney's fees and cost of defense) to the extent caused by or arising out of the deposition of the spoils on LANDOWNER'S property.

CONTRACTOR:

LANDOWNER:

Signature

Signature

Written Name & Title

Written Name & Title

Company Name

Company Name

Mailing Address (Street Name and Number)

Mailing Address (Street Name and Number)

City, State, Zip Code

City, State, Zip Code

Daytime Phone Number (Include Area Code)

Daytime Phone Number (Include Area Code)

Date

Date

APPENDIX 5

SAFETY PLAN COMPLIANCE DOCUMENT (SPCD) CERTIFICATION

SAFETY PLAN COMPLIANCE DOCUMENT (SPCD) CERTIFICATION

Project Location: _____

Project Name: _____

Contractor's Official Name: _____

Contact Person: _____ Telephone: _____

Street Address: _____

City: _____ State: _____ Zip: _____

Certification Statement:

I certify that I have read the Construction Safety and Phasing Plan (CSPP) included in the Contract Documents and if awarded this Contract, I will abide by its requirements as written.

I certify that I have read the Safety Plan Compliance Document (SPCD) included in the Contract Documents and if awarded this Contract, I will abide by its requirements as written;

I certify that I will provide the information required in the SPCD prior to the start of construction work, if awarded this Contract, and that I will provide any additional information requested by the Airport Owner.

Printed Name of Signer

Signature

Title

Date

Section 80 Execution and Progress

80-01 Subletting of contract. The Owner will not recognize any subcontractor on the work. The Contractor shall at all times when work is in progress be represented either in person, by a qualified superintendent, or by other designated, qualified representative who is duly authorized to receive and execute orders of the Resident Project Representative (RPR).

The Contractor shall perform, with his organization, an amount of work equal to at least **25** percent of the total contract cost.

Should the Contractor elect to assign their contract, said assignment shall be concurred in by the surety, shall be presented for the consideration and approval of the Owner, and shall be consummated only on the written approval of the Owner.

The Contractor shall provide copies of all subcontracts to the RPR 14 days prior to being utilized on the project. As a minimum, the information shall include the following:

- Subcontractor's legal company name.
- Subcontractor's legal company address, including County name.
- Principal contact person's name, telephone and fax number.
- Complete narrative description, and dollar value of the work to be performed by the subcontractor.
- Copies of required insurance certificates in accordance with the specifications.
- Minority/ non-minority status.

80-02 Notice to proceed (NTP). The Owners notice to proceed will state the date on which contract time commences. The Contractor is expected to commence project operations within **one** day of the NTP date. The Contractor shall notify the RPR at least 24 hours in advance of the time contract operations begins. The Contractor shall not commence any actual operations prior to the date on which the notice to proceed is issued by the Owner.

80-03 Execution and progress. Unless otherwise specified, the Contractor shall submit their coordinated construction schedule showing all work activities for the RPR's review and acceptance at least 10 days prior to the start of work. The Contractor's progress schedule, once accepted by the RPR, will represent the Contractor's baseline plan to accomplish the project in accordance with the terms and conditions of the Contract. The RPR will compare actual Contractor progress against the baseline schedule to determine that status of the Contractor's performance. The Contractor shall provide sufficient materials, equipment, and labor to guarantee the completion of the project in accordance with the plans and specifications within the time set forth in the proposal.

If the Contractor falls significantly behind the submitted schedule, the Contractor shall, upon the RPR's request, submit a revised schedule for completion of the work within the contract time and modify their operations to provide such additional materials, equipment, and labor necessary to meet the revised schedule. Should the execution of the work be discontinued for any reason, the Contractor shall notify the RPR at least 24 hours in advance of resuming operations.

The Contractor shall not commence any actual construction prior to the date on which the NTP is issued by the Owner.

The project schedule shall be prepared as a network diagram in Critical Path Method (CPM), Program Evaluation and Review Technique (PERT), or other format, or as otherwise specified. It shall include information on the sequence of work activities, milestone dates, and activity duration. The schedule shall show all work items identified in the project proposal for each work area and shall include the project start date and end date.

The Contractor shall maintain the work schedule and provide an update and analysis of the progress schedule on a twice monthly basis, or as otherwise specified in the contract. Submission of the work schedule shall not relieve the Contractor of overall responsibility for scheduling, sequencing, and coordinating all work to comply with the requirements of the contract.

80-04 Limitation of operations. The Contractor shall control their operations and the operations of their subcontractors and all suppliers to provide for the free and unobstructed movement of aircraft in the air operations areas (AOA) of the airport.

When the work requires the Contractor to conduct their operations within an AOA of the airport, the work shall be coordinated with airport operations (through the RPR) at least 48 hours prior to commencement of such work. The Contractor shall not close an AOA until so authorized by the RPR and until the necessary temporary marking, signage and associated lighting is in place as provided in Section 70, paragraph 70-08, *Construction Safety and Phasing Plan (CSPP)*.

When the contract work requires the Contractor to work within an AOA of the airport on an intermittent basis (intermittent opening and closing of the AOA), the Contractor shall maintain constant communications as specified; immediately obey all instructions to vacate the AOA; and immediately obey all instructions to resume work in such AOA. Failure to maintain the specified communications or to obey instructions shall be cause for suspension of the Contractor's operations in the AOA until satisfactory conditions are provided. The areas of the AOA identified in the Construction Safety Phasing Plan (CSPP) and as listed below, cannot be closed to operating aircraft to permit the Contractor's operations on a continuous basis and will therefore be closed to aircraft operations intermittently as follows:

See Attachment "A" to Section 70-08 - Construction Safety and Phasing Plan (CSPP) at the end of Section 70.

The Contractor shall be required to conform to safety standards contained in AC 150/5370-2, Operational Safety on Airports During Construction and the approved CSPP.

80-04.1 Operational safety on airport during construction. All Contractors' operations shall be conducted in accordance with the approved project Construction Safety and Phasing Plan (CSPP) and the Safety Plan Compliance Document (SPCD) and the provisions set forth within the current version of AC 150/5370-2, Operational Safety on Airports During Construction. The CSPP included within the contract documents conveys minimum requirements for operational safety on the airport during construction activities. The Contractor shall prepare and submit a SPCD that details how it proposes to comply with the requirements presented within the CSPP.

The Contractor shall implement all necessary safety plan measures prior to commencement of any work activity. The Contractor shall conduct routine checks to assure compliance with the safety plan measures.

The Contractor is responsible to the Owner for the conduct of all subcontractors it employs on the project. The Contractor shall assure that all subcontractors are made aware of the requirements of the CSPP and SPCD and that they implement and maintain all necessary measures.

No deviation or modifications may be made to the approved CSPP and SPCD unless approved in writing by the Owner. The necessary coordination actions to review Contractor proposed modifications to an approved CSPP or approved SPCD can require a significant amount of time.

80-05 Character of workers, methods, and equipment. The Contractor shall, at all times, employ sufficient labor and equipment for prosecuting the work to full completion in the manner and time required by the contract, plans, and specifications.

All workers shall have sufficient skill and experience to perform properly the work assigned to them. Workers engaged in special work or skilled work shall have sufficient experience in such work and in the operation of the equipment required to perform the work satisfactorily.

Any person employed by the Contractor or by any subcontractor who violates any operational regulations or operational safety requirements and, in the opinion of the RPR, does not perform his work in a proper and skillful manner or is intemperate or disorderly shall, at the written request of the RPR, be removed immediately by the Contractor or subcontractor employing such person, and shall not be employed again in any portion of the work without approval of the RPR.

Should the Contractor fail to remove such person or persons, or fail to furnish suitable and sufficient personnel for the proper execution of the work, the RPR may suspend the work by written notice until compliance with such orders.

All equipment that is proposed to be used on the work shall be of sufficient size and in such mechanical condition as to meet requirements of the work and to produce a satisfactory quality of work. Equipment used on any portion of the work shall not cause injury to previously completed work, adjacent property, or existing airport facilities due to its use.

When the methods and equipment to be used by the Contractor in accomplishing the work are not prescribed in the contract, the Contractor is free to use any methods or equipment that will accomplish the work in conformity with the requirements of the contract, plans, and specifications.

When the contract specifies the use of certain methods and equipment, such methods and equipment shall be used unless otherwise authorized by the RPR. If the Contractor desires to use a method or type of equipment other than specified in the contract, the Contractor may request authority from the RPR to do so. The request shall be in writing and shall include a full description of the methods and equipment proposed and of the reasons for desiring to make the change. If approval is given, it will be on the condition that the Contractor will be fully responsible for producing work in conformity with contract requirements. If, after trial use of the substituted methods or equipment, the RPR determines that the work produced does not meet contract requirements, the Contractor shall discontinue the use of the substitute method or equipment and shall complete the remaining work with the specified methods and equipment. The Contractor shall remove any deficient work and replace it with work of specified quality, or take such other corrective action as the RPR may direct. No change will be made in basis of payment for the contract items involved nor in contract time as a result of authorizing a change in methods or equipment under this paragraph.

80-06 Temporary suspension of the work. The Owner shall have the authority to suspend the work wholly, or in part, for such period or periods the Owner may deem necessary, due to unsuitable weather, or other conditions considered unfavorable for the execution of the work, or for such time necessary due to the failure on the part of the Contractor to carry out orders given or perform any or all provisions of the contract.

In the event that the Contractor is ordered by the Owner, in writing, to suspend work for some unforeseen cause not otherwise provided for in the contract and over which the Contractor has no control, the Contractor may be reimbursed for actual money expended on the work during the period of shutdown. No allowance will be made for anticipated profits. The period of shutdown shall be computed from the effective date of the written order to suspend work to the effective date of the written order to resume the work. Claims for such compensation shall be filed with the RPR within the time period stated in the RPR's order to resume work. The Contractor shall submit with their own claim information substantiating the amount shown on the claim. The RPR will forward the Contractor's claim to the Owner for

consideration in accordance with local laws or ordinances. No provision of this article shall be construed as entitling the Contractor to compensation for delays due to inclement weather or for any other delay provided for in the contract, plans, or specifications.

If it becomes necessary to suspend work for an indefinite period, the Contractor shall store all materials in such manner that they will not become an obstruction nor become damaged in any way. The Contractor shall take every precaution to prevent damage or deterioration of the work performed and provide for normal drainage of the work. The Contractor shall erect temporary structures where necessary to provide for traffic on, to, or from the airport.

80-07 Determination and extension of contract time. The number of calendar days shall be stated in the proposal and contract and shall be known as the Contract Time.

If the contract time requires extension for reasons beyond the Contractor's control, it shall be adjusted as follows:

80-07.1 Contract time based on calendar days. Contract Time based on calendar days shall consist of the number of calendar days stated in the contract counting from the effective date of the Notice to Proceed and including all Saturdays, Sundays, holidays, and non-work days. All calendar days elapsing between the effective dates of the Owner's orders to suspend and resume all work, due to causes not the fault of the Contractor, shall be excluded.

At the time of final payment, the contract time shall be increased in the same proportion as the cost of the actually completed quantities bears to the cost of the originally estimated quantities in the proposal. Such increase in the contract time shall not consider either cost of work or the extension of contract time that has been covered by a change order or supplemental agreement. Charges against the contract time will cease as of the date of final acceptance.

80-08 Failure to complete on time. For each calendar day or working day, as specified in the contract, that any work remains uncompleted after the contract time (including all extensions and adjustments as provided in paragraph 80-07, *Determination and Extension of Contract Time*) the sum specified in the contract and proposal as liquidated damages (LD) will be deducted from any money due or to become due the Contractor or their own surety. Such deducted sums shall not be deducted as a penalty but shall be considered as liquidation of a reasonable portion of damages including but not limited to additional engineering services that will be incurred by the Owner should the Contractor fail to complete the work in the time provided in their contract.

Schedule	Liquidated Damages Cost	Allowed Construction Time
Total Contract	\$2,000.00 / Calendar Day	7 Calendar Days

The maximum construction time allowed for Schedules "**Total Contract**" will be the sum of the time allowed for individual schedules but not more than **7 Calendar** days. Permitting the Contractor to continue and finish the work or any part of it after the time fixed for its completion, or after the date to which the time for completion may have been extended, will in no way operate as a wavier on the part of the Owner of any of its rights under the contract.

80-09 Default and termination of contract. The Contractor shall be considered in default of their contract and such default will be considered as cause for the Owner to terminate the contract for any of the following reasons, if the Contractor:

- a. Fails to begin the work under the contract within the time specified in the Notice to Proceed, or

- b.** Fails to perform the work or fails to provide sufficient workers, equipment and/or materials to assure completion of work in accordance with the terms of the contract, or
- c.** Performs the work unsuitably or neglects or refuses to remove materials or to perform anew such work as may be rejected as unacceptable and unsuitable, or
- d.** Discontinues the execution of the work, or
- e.** Fails to resume work which has been discontinued within a reasonable time after notice to do so, or
- f.** Becomes insolvent or is declared bankrupt, or commits any act of bankruptcy or insolvency, or
- g.** Allows any final judgment to stand against the Contractor unsatisfied for a period of 10 days, or
- h.** Makes an assignment for the benefit of creditors, or
- i.** For any other cause whatsoever, fails to carry on the work in an acceptable manner.

Should the Owner consider the Contractor in default of the contract for any reason above, the Owner shall immediately give written notice to the Contractor and the Contractor's surety as to the reasons for considering the Contractor in default and the Owner's intentions to terminate the contract.

If the Contractor or surety, within a period of 10 days after such notice, does not proceed in accordance therewith, then the Owner will, upon written notification from the RPR of the facts of such delay, neglect, or default and the Contractor's failure to comply with such notice, have full power and authority without violating the contract, to take the execution of the work out of the hands of the Contractor. The Owner may appropriate or use any or all materials and equipment that have been mobilized for use in the work and are acceptable and may enter into an agreement for the completion of said contract according to the terms and provisions thereof, or use such other methods as in the opinion of the RPR will be required for the completion of said contract in an acceptable manner.

All costs and charges incurred by the Owner, together with the cost of completing the work under contract, will be deducted from any monies due or which may become due the Contractor. If such expense exceeds the sum which would have been payable under the contract, then the Contractor and the surety shall be liable and shall pay to the Owner the amount of such excess.

80-10 Termination for national emergencies. The Owner shall terminate the contract or portion thereof by written notice when the Contractor is prevented from proceeding with the construction contract as a direct result of an Executive Order of the President with respect to the execution of war or in the interest of national defense.

When the contract, or any portion thereof, is terminated before completion of all items of work in the contract, payment will be made for the actual number of units or items of work completed at the contract price or as mutually agreed for items of work partially completed or not started. No claims or loss of anticipated profits shall be considered.

Reimbursement for organization of the work, and other overhead expenses, (when not otherwise included in the contract) and moving equipment and materials to and from the job will be considered, the intent being that an equitable settlement will be made with the Contractor.

Acceptable materials, obtained or ordered by the Contractor for the work and that are not incorporated in the work shall, at the option of the Contractor, be purchased from the Contractor at actual cost as shown by receipted bills and actual cost records at such points of delivery as may be designated by the RPR.

Termination of the contract or a portion thereof shall neither relieve the Contractor of their responsibilities for the completed work nor shall it relieve their surety of its obligation for and concerning any just claim arising out of the work performed.

80-11 Work area, storage area and sequence of operations. The Contractor shall obtain approval from the RPR prior to beginning any work in all areas of the airport. No operating runway, taxiway, or air operations area (AOA) shall be crossed, entered, or obstructed while it is operational. The Contractor shall plan and coordinate work in accordance with the approved CSPP and SPCD.

END OF SECTION 80

Section 90 Measurement and Payment

90-01 Measurement of quantities. All work completed under the contract will be measured by the RPR, or their authorized representatives, using United States Customary Units of Measurement.

The method of measurement and computations to be used in determination of quantities of material furnished and of work performed under the contract will be those methods generally recognized as conforming to good engineering practice.

Unless otherwise specified, longitudinal measurements for area computations will be made horizontally, and no deductions will be made for individual fixtures (or leave-outs) having an area of 9 square feet (0.8 square meters) or less. Unless otherwise specified, transverse measurements for area computations will be the neat dimensions shown on the plans or ordered in writing by the RPR.

Unless otherwise specified, all contract items which are measured by the linear foot such as electrical ducts, conduits, pipe culverts, underdrains, and similar items shall be measured parallel to the base or foundation upon which such items are placed.

The term “lump sum” when used as an item of payment will mean complete payment for the work described in the contract. When a complete structure or structural unit (in effect, “lump sum” work) is specified as the unit of measurement, the unit will be construed to include all necessary fittings and accessories.

When requested by the Contractor and approved by the RPR in writing, material specified to be measured by the cubic yard (cubic meter) may be weighed, and such weights will be converted to cubic yards (cubic meters) for payment purposes. Factors for conversion from weight measurement to volume measurement will be determined by the RPR and shall be agreed to by the Contractor before such method of measurement of pay quantities is used.

Measurement and Payment Terms

Term	Description
Excavation and Embankment Volume	In computing volumes of excavation, the average end area method will be used unless otherwise specified.
Measurement and Proportion by Weight	The term “ton” will mean the short ton consisting of 2,000 pounds (907 kg) avoirdupois. All materials that are measured or proportioned by weights shall be weighed on accurate, independently certified scales by competent, qualified personnel at locations designated by the RPR. If material is shipped by rail, the car weight may be accepted provided that only the actual weight of material is paid for. However, car weights will not be acceptable for material to be passed through mixing plants. Trucks used to haul material being paid for by weight shall be weighed empty daily at such times as the RPR directs, and each truck shall bear a plainly legible identification mark.
Measurement by Volume	Materials to be measured by volume in the hauling vehicle shall be hauled in approved vehicles and measured therein at the point of delivery. Vehicles for this purpose may be of any size or type acceptable for the materials hauled, provided that the body is of such shape that the actual contents may be readily and accurately determined. All vehicles

Term	Description
	shall be loaded to at least their water level capacity, and all loads shall be leveled when the vehicles arrive at the point of delivery.
Asphalt Material	Asphalt materials will be measured by the gallon (liter) or ton (kg). When measured by volume, such volumes will be measured at 60°F (16°C) or will be corrected to the volume at 60°F (16°C) using ASTM D1250 for asphalts. Net certified scale weights or weights based on certified volumes in the case of rail shipments will be used as a basis of measurement, subject to correction when asphalt material has been lost from the car or the distributor, wasted, or otherwise not incorporated in the work. When asphalt materials are shipped by truck or transport, net certified weights by volume, subject to correction for loss or foaming, will be used for computing quantities.
Cement	Cement will be measured by the ton (kg) or hundredweight (km).
Structure	Structures will be measured according to neat lines shown on the plans or as altered to fit field conditions.
Timber	Timber will be measured by the thousand feet board measure (MFBM) actually incorporated in the structure. Measurement will be based on nominal widths and thicknesses and the extreme length of each piece.
Plates and Sheets	The thickness of plates and galvanized sheet used in the manufacture of corrugated metal pipe, metal plate pipe culverts and arches, and metal cribbing will be specified and measured in decimal fraction of inch.
Miscellaneous Items	When standard manufactured items are specified such as fence, wire, plates, rolled shapes, pipe conduit, etc., and these items are identified by gauge, unit weight, section dimensions, etc., such identification will be considered to be nominal weights or dimensions. Unless more stringently controlled by tolerances in cited specifications, manufacturing tolerances established by the industries involved will be accepted.
Scales	<p>Scales must be tested for accuracy and serviced before use. Scales for weighing materials which are required to be proportioned or measured and paid for by weight shall be furnished, erected, and maintained by the Contractor, or be certified permanently installed commercial scales. Platform scales shall be installed and maintained with the platform level and rigid bulkheads at each end.</p> <p>Scales shall be accurate within 0.5% of the correct weight throughout the range of use. The Contractor shall have the scales checked under the observation of the RPR before beginning work and at such other times as requested. The intervals shall be uniform in spacing throughout the graduated or marked length of the beam or dial and shall not exceed 0.1% of the nominal rated capacity of the scale, but not less than one pound (454 grams). The use of spring balances will not be permitted.</p> <p>In the event inspection reveals the scales have been “overweighing” (indicating more than correct weight) they will be immediately adjusted. All materials received subsequent to the last previous correct weighting-accuracy test will be reduced by the percentage of error in excess of 0.5%.</p> <p>In the event inspection reveals the scales have been under-weighing (indicating less than correct weight), they shall be immediately adjusted. No additional payment to the Contractor will be allowed for materials previously weighed and recorded.</p> <p>Beams, dials, platforms, and other scale equipment shall be so arranged that the operator and the RPR can safely and conveniently view them.</p>

Term	Description
	<p>Scale installations shall have available ten standard 50-pound (2.3 km) weights for testing the weighing equipment or suitable weights and devices for other approved equipment.</p> <p>All costs in connection with furnishing, installing, certifying, testing, and maintaining scales; for furnishing check weights and scale house; and for all other items specified in this subsection, for the weighing of materials for proportioning or payment, shall be included in the unit contract prices for the various items of the project.</p>
Rental Equipment	<p>Rental of equipment will be measured by time in hours of actual working time and necessary traveling time of the equipment within the limits of the work. Special equipment ordered in connection with extra work will be measured as agreed in the change order or supplemental agreement authorizing such work as provided in paragraph 90-05 <i>Payment for Extra Work</i>.</p>
Pay Quantities	<p>When the estimated quantities for a specific portion of the work are designated as the pay quantities in the contract, they shall be the final quantities for which payment for such specific portion of the work will be made, unless the dimensions of said portions of the work shown on the plans are revised by the RPR. If revised dimensions result in an increase or decrease in the quantities of such work, the final quantities for payment will be revised in the amount represented by the authorized changes in the dimensions.</p>

90-02 Scope of payment. The Contractor shall receive and accept compensation provided for in the contract as full payment for furnishing all materials, for performing all work under the contract in a complete and acceptable manner, and for all risk, loss, damage, or expense of whatever character arising out of the nature of the work or the execution thereof, subject to the provisions of Section 70, paragraph 70-18, *No Waiver of Legal Rights*.

When the “basis of payment” subsection of a technical specification requires that the contract price (price bid) include compensation for certain work or material essential to the item, this same work or material will not also be measured for payment under any other contract item which may appear elsewhere in the contract, plans, or specifications.

90-03 Compensation for altered quantities. When the accepted quantities of work vary from the quantities in the proposal, the Contractor shall accept as payment in full, so far as contract items are concerned, payment at the original contract price for the accepted quantities of work actually completed and accepted. No allowance, except as provided for in Section 40, paragraph 40-02, *Alteration of Work and Quantities*, will be made for any increased expense, loss of expected reimbursement, or loss of anticipated profits suffered or claimed by the Contractor which results directly from such alterations or indirectly from their own unbalanced allocation of overhead and profit among the contract items, or from any other cause.

90-04 Payment for omitted items. As specified in Section 40, paragraph 40-03, *Omitted Items*, the RPR shall have the right to omit from the work (order nonperformance) any contract item, except major contract items, in the best interest of the Owner.

Should the RPR omit or order nonperformance of a contract item or portion of such item from the work, the Contractor shall accept payment in full at the contract prices for any work actually completed and acceptable prior to the RPR’s order to omit or non-perform such contract item.

Acceptable materials ordered by the Contractor or delivered on the work prior to the date of the RPR’s order will be paid for at the actual cost to the Contractor and shall thereupon become the property of the Owner.

In addition to the reimbursement hereinbefore provided, the Contractor shall be reimbursed for all actual costs incurred for the purpose of performing the omitted contract item prior to the date of the RPR's order. Such additional costs incurred by the Contractor must be directly related to the deleted contract item and shall be supported by certified statements by the Contractor as to the nature the amount of such costs.

90-05 Payment for extra work. Extra work, performed in accordance with Section 40, paragraph 40-04, *Extra Work*, will be paid for at the contract prices or agreed prices specified in the change order or supplemental agreement authorizing the extra work.

90-06 Partial payments. Partial payments will be made to the Contractor at least once each month as the work progresses. Said payments will be based upon estimates, prepared by the RPR, of the value of the work performed and materials complete and in place, in accordance with the contract, plans, and specifications. Such partial payments may also include the delivered actual cost of those materials stockpiled and stored in accordance with paragraph 90-07, *Payment for Materials on Hand*. No partial payment will be made when the amount due to the Contractor since the last estimate amounts to less than five hundred dollars.

a. From the total of the amount determined to be payable on a partial payment, percent of such total amount will be deducted and retained by the Owner for protection of the Owner's interests. Unless otherwise instructed by the Owner, the amount retained by the Owner will be in effect until the final payment is made except as follows:

(1) Contractor may request release of retainage on work that has been partially accepted by the Owner in accordance with Section 50-03. Contractor must provide a certified invoice to the RPR that supports the value of retainage held by the Owner for partially accepted work.

(2) In lieu of retainage, the Contractor may exercise at its option the establishment of an escrow account per paragraph 90-08.

b. The Contractor is required to pay all subcontractors for satisfactory performance of their contracts no later than 30 days after the Contractor has received a partial payment. Contractor must provide the Owner evidence of prompt and full payment of retainage held by the prime Contractor to the subcontractor within 30 days after the subcontractor's work is satisfactorily completed. A subcontractor's work is satisfactorily completed when all the tasks called for in the subcontract have been accomplished and documented as required by the Owner. When the Owner has made an incremental acceptance of a portion of a prime contract, the work of a subcontractor covered by that acceptance is deemed to be satisfactorily completed.

c. When at least 95% of the work has been completed to the satisfaction of the RPR, the RPR shall, at the Owner's discretion and with the consent of the surety, prepare estimates of both the contract value and the cost of the remaining work to be done. The Owner may retain an amount not less than twice the contract value or estimated cost, whichever is greater, of the work remaining to be done. The remainder, less all previous payments and deductions, will then be certified for payment to the Contractor.

It is understood and agreed that the Contractor shall not be entitled to demand or receive partial payment based on quantities of work in excess of those provided in the proposal or covered by approved change orders or supplemental agreements, except when such excess quantities have been determined by the RPR to be a part of the final quantity for the item of work in question.

No partial payment shall bind the Owner to the acceptance of any materials or work in place as to quality or quantity. All partial payments are subject to correction at the time of final payment as provided in paragraph 90-09, *Acceptance and Final Payment*.

The Contractor shall deliver to the Owner a complete release of all claims for labor and material arising out of this contract before the final payment is made. If any subcontractor or supplier fails to furnish such

a release in full, the Contractor may furnish a bond or other collateral satisfactory to the Owner to indemnify the Owner against any potential lien or other such claim. The bond or collateral shall include all costs, expenses, and attorney fees the Owner may be compelled to pay in discharging any such lien or claim.

90-07 Payment for materials on hand. Partial payments may be made to the extent of the delivered cost of materials to be incorporated in the work, provided that such materials meet the requirements of the contract, plans, and specifications and are delivered to acceptable sites on the airport property or at other sites in the vicinity that are acceptable to the Owner. Such delivered costs of stored or stockpiled materials may be included in the next partial payment after the following conditions are met:

- a. The material has been stored or stockpiled in a manner acceptable to the RPR at or on an approved site.
- b. The Contractor has furnished the RPR with acceptable evidence of the quantity and quality of such stored or stockpiled materials.
- c. The Contractor has furnished the RPR with satisfactory evidence that the material and transportation costs have been paid.
- d. The Contractor has furnished the Owner legal title (free of liens or encumbrances of any kind) to the material stored or stockpiled.
- e. The Contractor has furnished the Owner evidence that the material stored or stockpiled is insured against loss by damage to or disappearance of such materials at any time prior to use in the work.

It is understood and agreed that the transfer of title and the Owner's payment for such stored or stockpiled materials shall in no way relieve the Contractor of their responsibility for furnishing and placing such materials in accordance with the requirements of the contract, plans, and specifications.

In no case will the amount of partial payments for materials on hand exceed the contract price for such materials or the contract price for the contract item in which the material is intended to be used.

No partial payment will be made for stored or stockpiled living or perishable plant materials.

The Contractor shall bear all costs associated with the partial payment of stored or stockpiled materials in accordance with the provisions of this paragraph.

90-08 Payment of withheld funds. At the Contractor's option, if an Owner withholds retainage in accordance with the methods described in paragraph 90-06 *Partial Payments*, the Contractor may request that the Owner deposit the retainage into an escrow account. The Owner's deposit of retainage into an escrow account is subject to the following conditions:

- a. The Contractor shall bear all expenses of establishing and maintaining an escrow account and escrow agreement acceptable to the Owner.
- b. The Contractor shall deposit to and maintain in such escrow only those securities or bank certificates of deposit as are acceptable to the Owner and having a value not less than the retainage that would otherwise be withheld from partial payment.
- c. The Contractor shall enter into an escrow agreement satisfactory to the Owner.
- d. The Contractor shall obtain the written consent of the surety to such agreement.

90-09 Acceptance and final payment. When the contract work has been accepted in accordance with the requirements of Section 50, paragraph 50-15, *Final Acceptance*, the RPR will prepare the final estimate of the items of work actually performed. The Contractor shall approve the RPR's final estimate or advise the RPR of the Contractor's objections to the final estimate which are based on disputes in measurements or computations of the final quantities to be paid under the contract as amended by change order or

supplemental agreement. The Contractor and the RPR shall resolve all disputes (if any) in the measurement and computation of final quantities to be paid within 30 calendar days of the Contractor's receipt of the RPR's final estimate. If, after such 30-day period, a dispute still exists, the Contractor may approve the RPR's estimate under protest of the quantities in dispute, and such disputed quantities shall be considered by the Owner as a claim in accordance with Section 50, paragraph 50-16, *Claims for Adjustment and Disputes*.

After the Contractor has approved, or approved under protest, the RPR's final estimate, and after the RPR's receipt of the project closeout documentation required in paragraph 90-11, *Contractor Final Project Documentation*, final payment will be processed based on the entire sum, or the undisputed sum in case of approval under protest, determined to be due the Contractor less all previous payments and all amounts to be deducted under the provisions of the contract. All prior partial estimates and payments shall be subject to correction in the final estimate and payment.

If the Contractor has filed a claim for additional compensation under the provisions of Section 50, paragraph 50-16, *Claims for Adjustments and Disputes*, or under the provisions of this paragraph, such claims will be considered by the Owner in accordance with local laws or ordinances. Upon final adjudication of such claims, any additional payment determined to be due the Contractor will be paid pursuant to a supplemental final estimate.

90-10 Construction warranty.

a. In addition to any other warranties in this contract, the Contractor warrants that work performed under this contract conforms to the contract requirements and is free of any defect in equipment, material, workmanship, or design furnished, or performed by the Contractor or any subcontractor or supplier at any tier.

b. This warranty shall continue for a period of one year from the date of final acceptance of the work, except as noted. If the Owner takes possession of any part of the work before final acceptance, this warranty shall continue for a period of one year from the date the Owner takes possession. However, this will not relieve the Contractor from corrective items required by the final acceptance of the project work. Light Emitting Diode emitting diode (LED) light fixtures with the exception of obstruction lighting, must be warranted by the manufacturer for a minimum of four (4) years after date of installation inclusive of all electronics.

c. The Contractor shall remedy at the Contractor's expense any failure to conform, or any defect. In addition, the Contractor shall remedy at the Contractor's expense any damage to Owner real or personal property, when that damage is the result of the Contractor's failure to conform to contract requirements; or any defect of equipment, material, workmanship, or design furnished by the Contractor.

d. The Contractor shall restore any work damaged in fulfilling the terms and conditions of this clause. The Contractor's warranty with respect to work repaired or replaced will run for one year from the date of repair or replacement.

e. The Owner will notify the Contractor, in writing, within seven (7) days after the discovery of any failure, defect, or damage.

f. If the Contractor fails to remedy any failure, defect, or damage within 14 days after receipt of notice, the Owner shall have the right to replace, repair, or otherwise remedy the failure, defect, or damage at the Contractor's expense.

g. With respect to all warranties, express or implied, from subcontractors, manufacturers, or suppliers for work performed and materials furnished under this contract, the Contractor shall: (1) Obtain all warranties that would be given in normal commercial practice; (2) Require all warranties to be executed,

in writing, for the benefit of the Owner, as directed by the Owner, and (3) Enforce all warranties for the benefit of the Owner.

h. This warranty shall not limit the Owner's rights with respect to latent defects, gross mistakes, or fraud.

i. The Owner and Engineer will perform a warranty inspection with the Contractor approximately three (3) months before the end of the one year warranty period.

90-11 Contractor Final Project Documentation. Approval of final payment to the Contractor is contingent upon completion and submittal of the items listed below. The final payment will not be approved until the RPR approves the Contractor's final submittal. The Contractor shall:

a. Provide two (2) copies of all manufacturers warranties specified for materials, equipment, and installations.

b. Provide weekly payroll records (not previously received) from the general Contractor and all subcontractors.

c. Complete final cleanup in accordance with Section 40, paragraph 40-08, *Final Cleanup*.

d. Complete all punch list items identified during the Final Inspection.

e. Provide complete release of all claims for labor and material arising out of the Contract.

f. Provide a certified statement signed by the subcontractors, indicating actual amounts paid to the Disadvantaged Business Enterprise (DBE) subcontractors and/or suppliers associated with the project.

g. When applicable per state requirements, return copies of sales tax completion forms.

h. Manufacturer's certifications for all items incorporated in the work.

i. All required record drawings, as-built drawings or as-constructed drawings.

j. Project Operation and Maintenance (O&M) Manual(s). The Contractor shall prepare a project O&M Manual for the Owner. The O&M Manual shall consist of approved certification submittals, approved shop and setting drawing submittals, approved catalogue data submittals, circuit test results in accordance with Item L-108, and O&M Manuals for equipment installed that have operating procedures and/or maintenance requirements associated with them. The O&M manual shall be neatly bound in a properly sized 3-ring binder and tabbed by specification section. The O&M Manual shall be submitted to the Engineer prior to final payment to facilitate project closeout.

k. Security for Construction Warranty.

l. Equipment commissioning documentation submitted, if required.

m. Contractor's Affidavit of Payment of Debts and Claims (AIA Document G706) from the Prime Contractor.

n. Contractor's Affidavit of Release of Liens (AIA Document G706A) from the Prime Contractor.

o. Contractor's Affidavit of Payment of Debts and Claims (AIA Document G706) from each subcontractor.

p. Contractor's Affidavit of Release of Liens (AIA Document G706A) from each subcontractor.

q. Consent of Surety to Final Payment (AIA Document G707) from the Prime Contractor.

END OF SECTION 90

Special Provisions to the General Provisions

SP 20-16 Addenda and interpretation. No interpretation of the meaning of the Contract Documents, Contract Drawings or other portions of the Contract will be made orally. Every request for such interpretation must be in writing and addressed to C&S Engineers, Inc., 38777 Six Mile Road, Livonia, MI 48152, and to be given consideration must be received at the above address at least seven (7) days prior to the date fixed for opening of bids. Any and all such interpretations and any supplemental instructions will be in the form of written addenda, which, when issued, will be posted to the website at which the Contract Documents were obtained, not later than twenty-four (24) hours prior to the date fixed for the opening of bids. When addenda are posted to a website, it is the Contractor's responsibility to retrieve the addenda. Failure of any Bidder to receive or retrieve any such addenda or interpretation shall not relieve said Bidder from any obligation under his bid as submitted. All addenda so issued shall become part of the Contract.

SP 30-10 Issued for Construction Contract Documents. Issued for Construction (IFC) Contract Documents will be distributed prior to the start of construction. The IFC contract documents consist of the Conformed Contract Documents and the Contract Drawings. The IFC Contract Documents will include a copy of the executed Form of Contract. The original filled out and signed Form of Contract will be kept on file with the Owner or Engineer. The IFC Construction Drawings will incorporate any changes made by addendum during the bidding process.

The cover of the Contract Documents will be labeled "Conformed Contract" and "Issued for Construction". The title sheet of the Contract Drawings will be labeled "Issued for Construction".

SP 50-17 Additional Survey Requirements.

A. This work shall consist of providing all necessary survey work to establish, spatially position, and verify the locations of existing and proposed features and measure quantities of items in accordance with the contract documents or as directed by the RPR. This work includes but is not limited to the establishment, reestablishment or localization of primary and secondary control, the stakeout or layout of proposed features, the initialization, calibration and navigation of automated equipment operations, the location or verification of existing or of constructed features, the verification of geospatial data for proposed construction work and the coordination and sharing of survey data with the RPR.

The Contractor shall be responsible for trimming trees, brush and other objects from survey lines in advance of all survey work to permit accurate and unimpeded work by the survey crews.

B. Survey Reference Points.

1. Existing horizontal and vertical control points for the Project are those designated on drawings or as determined from investigation of the existing conditions.
2. Locate and protect control points prior to starting Site Work and preserve permanent reference points during construction.
 - a. Make no changes or relocations without prior approval of the RPR.
 - b. Report to RPR when reference point is lost, destroyed or requires relocation because of necessary changes in grades or locations.

- c. Replace Project control points, which may be lost or destroyed. Airport control points shall be replaced in accordance with their requirements.
- d. Existing property corners, markers, stakes, iron pins, and survey monuments defining property lines which have a high probability of being disturbed during construction shall be properly tied into fixed reference points before being disturbed. If disturbed, they shall be accurately reset in their proper position upon completion of the work.

C. Project Layout Requirements.

- 1. Establish a sufficient number of permanent bench marks on Site, as may be required, referenced to data established by survey control points. Record locations of benchmarks with horizontal and vertical data on Project Record Documents.
- 2. From established control points, layout all Work by establishing all lines and grades at Site necessary to control Work. Contractor shall be responsible for all measurements that may be required for execution of Work to location and limit marks prescribed in appropriate Specification Sections or on Contract Drawings.
- 3. Furnish, at Contractor expense, all such stakes, steel pins, equipment, tools and material and labor that may be required in laying out Work control points.
- 4. Establish lines and levels. Locate and layout by instrumentation and similar appropriate means:
 - a. Verify property, grades, lines, levels and dimensions indicated.
 - b. Site Improvements
 - 1) Provide stakes for grading, fill and topsoil placement.
 - 2) Layout utility slopes and invert elevations.
 - 3) Layout limits of pavement demolition and proposed pavement.
- 4. Verify and coordinate in field all existing and proposed underground components including civil, structural, utilities and other components prior to initiation of the Work. Advise RPR and/or FAA of any conflicts or discrepancies.

D. Documents.

- 1. Submit name, address and contact information of Surveyor to RPR.
- 2. On request of the RPR, submit documentation to certify accuracy of construction survey and stakeout work and compliance with Contract Documents.
- 3. Submit certificate signed by licensed surveyor certifying that elevations and locations of improvements are in conformance with Contract Documents. Should any work be in non-conformance with Contract Documents, Contractor shall identify all such non-conformance in the certificate.
- 4. Standards and Availability: Data and other measurements shall be recorded in accordance with standard and approved methods. All field notes, sketches, recordings, and computations in establishing above horizontal and vertical control points shall be available at all times during progress of Work for ready examination by RPR.
- 5. Maintain complete and accurate record data on underground utilities and obstructions, new and existing, encountered in execution of Work. Record data on Project Record Documents.
- 6. On completion of major site improvements, prepare certified survey showing dimensions, locations, angles, and elevations of construction.

E. GPS Inspection Unit. Section not used.

F. Computer Aided Drafting & Design (CADD) and 3D Surface files. Section not used.

H. Verification of Existing Grades. Section not used.

J. Traditional Survey Stakeout. The Contractor shall field locate all features to be constructed from survey control points which are identified on the Plans. Any error, apparent discrepancy or absence in the data shown or required to appropriately accomplish the stakeout survey shall be referred to the RPR immediately for interpretation when such is observed or required.

The Contractor shall place two offset stakes or references points along the center line at maximum intervals of 50 feet and at such intermediate locations as required to determine location and direction. From computations and measurements made by the Contractor, these stakes shall be clearly and legibly marked with the center line station number, offset and cut or fill from which the establishment of the centerline location and elevation can be determined. If markings become illegible for any reason the markings shall be restored by the Contractor. The Contractor shall locate and place all cut, fill, slope, fine grade, or other stakes and points for the proper progress of the work with a maximum station spacing of 50 feet. All control points shall be properly protected and flagged for easy identification.

The Contractor shall be responsible for the accuracy of the work and shall maintain all applicable reference points, stakes, etc. Damaged or destroyed reference points or bench marks made inaccessible by the progress of the construction shall be replaced or transferred by the Contractor. All control points shall be referenced by ties (4 minimum) to specific points on acceptable objects and recorded. Any alterations or revisions in the ties shall be so noted and the information furnished to the RPR. All stakeout survey work related to control shall be referenced to the control line shown in the contract documents. Computations and survey notes necessary to establish the position of the work from control points, shall be made and maintained in a neat, legible and acceptable format by the Contractor. Computations, survey notes and other survey information shall be made available to the RPR within 3 work days from the request. The RPR may check all or any portion of the stakeout survey work or notes made by the Contractor. Such checking by the RPR shall not relieve the Contractor of any responsibilities for the accuracy or completeness of the work.

K. Automated Stakeout and Automated Machine Guidance Operations. Section not used.

L. GPS Inspection Unit. Section not used.

M. GPS Training Provisions. Section not used.

SP 50-18 Removal of water. The Contractor shall at all times during construction, provide and maintain proper and satisfactory means and devices for the removal of all water entering the excavations, and shall remove all such water as fast as it may collect, in such manner as shall not interfere with the prosecution of the work or the proper placing of materials or other work.

Removal of water includes the construction and removal of cofferdams, sheeting and bracing, the furnishing of materials and labor necessary therefore, the excavation and maintenance of ditches and sluiceways and the furnishing and operation of pumps, wellpoints and appliances needed to maintain thorough drainage of the work in a satisfactory manner.

Water shall not be allowed to rise over or come in contact with any masonry, concrete or mortar, until at least twenty-four (24) hours after placement and no stream of water shall be allowed to flow over such work until such time as the RPR may permit.

Unless otherwise specified, all excavations which extend down to or below the static groundwater elevations at the sites of structures shall be dewatered by lowering and maintaining the groundwater beneath such excavations at an elevation not less than that specified herein at all times when work thereon is in progress, during subgrade preparation and the placing of the structure or other materials thereon.

Where the presence of fine granular subsurface materials and a high groundwater table may cause the upward flow of water into the excavation with a resulting quick condition, the Contractor shall install and operate a suitable dewatering system to prevent the upward flow of water during construction.

When the water table is within the capillary rise of silt/clay subsurface material, the Contractor shall select and operate his equipment in a manner to prevent the deterioration of the working surface due to the upward flow of water during construction.

The effluent pumped from the dewatering system shall be examined periodically by qualified personnel to determine if the system is operating satisfactorily without the removal of fines.

Unless otherwise directed by the RPR or shown on the Contract Documents, the water level shall not be permitted to rise until construction in the immediate area is completed and the excavation backfilled to the original grade or proposed grade.

Where well points are used, the groundwater shall be lowered and maintained continuously (day and night) at a level not less than two (2) feet below the bottom of the excavation. Excavation will not be permitted at a level lower than two (2) feet above the water level as indicated by the observation wells.

The wellpoint system shall be designed or installed by or under the supervision of an organization whose principal business is wellpointing and has at least five (5) consecutive years of similar experience and can furnish a representative list of satisfactory similar operations. Wellpoint headers, points and other pertinent equipment shall not be placed within the limits of the excavation in such a manner or location as to interfere with the laying of pipe or trenching operations or with the excavation for and/or construction of other structures. Standby gasoline or diesel powered equipment shall be provided so that in the event of failure of the operating equipment, the standby equipment can be readily connected to the dewatering system. The standby equipment shall be maintained in good order and actuated regularly not less than twice a week when directed.

Wellpoints shall be installed in the center of a sand wick drain which shall be placed by means of a sanding shell or other approved means to provide a sand core not less than ten (10) inches in diameter.

Detached observation wells of similar construction to the wellpoints shall be installed at intervals of not less than fifty (50) feet along the opposite side of the trench from the header pipe and line of wellpoints, or around the excavation for a structure or as shown on the Contract Drawings, to a depth of at least five (5) feet below the proposed excavation. In addition, one wellpoint in every fifty (50) feet shall be fitted with a tee, plug and valve so that the wellpoint can be converted for use as an observation well. Observation wells shall be not less than one and one-half (12) inch in diameter.

Water pumped or drained from excavations, or any sewers, drains, or water courses encountered in the work, shall be disposed of in a suitable manner without injury to adjacent property, the work under construction, or to pavements, roads and drives. No water shall be discharged to sanitary sewers. Sanitary sewage shall be pumped to sanitary sewers or shall be disposed of by an approved method.

Any damage caused by improper handling of water shall be repaired by the Contractor at his/her own expense.

SP 50-19 Sheeting and bracing. The Contractor shall furnish, place and maintain such sheeting, bracing and shoring as required to support the sides and ends of excavations in such a manner as to prevent any movement which would in any way damage the pipe, sewers, masonry or other work, diminish the width necessary, otherwise damage or delay the work, or endanger existing structures, pipes or pavements, or to occasion a hazard to persons engaged on the project or to the general public.

Sheeting and bracing or other trench protection shall be utilized as required for the safety of employees exposed to the hazard of falling or sliding material from any trench or excavation in conformance with the provisions of Industrial Code Rule 23 as amended, and OSHA. Sheeting and bracing must be designed by, signed and stamped by a Professional Engineer licensed to practice in the State in which the project is located.

The Contractor shall be responsible for the adequacy of all trench support systems used and for all damage to persons or property resulting from improper quality, strength, placing, maintenance and removal.

All material used for sheeting and bracing shall be sound and free from defects which might impair its strength or effectiveness.

All timber sheeting and bracing shall be sound and straight, free from cracks, shakes and large or loose knots.

All steel sheeting and bracing shall be sound and straight, free from bends, twists or splits, having square and undamaged ends.

Sheeting shall be driven vertically from the original ground surface as the excavation progresses. Sufficient toe support shall be sustained so as to maintain pressure against the original ground at all times.

Timber sheeting shall be driven so that edges are tight together and steel sheeting driven with the individual members interlocking. All bracing shall be of such design and strength as to maintain the sheeting in its proper position.

The Contractor shall be solely responsible for the adequacy of all sheeting and bracing.

In general, all sheeting and bracing, whether of steel, timber or other material, used to support the sides of trenches or other open excavations, shall be withdrawn as the trenches or other open excavations are being refilled. That portion of the sheeting extending below the top of a pipe, sewer or structure shall be withdrawn, unless otherwise directed, before more than 6 inches of earth is placed above the top of the pipe, sewer or structure and before any bracing is removed. The voids left by the sheeting shall be carefully refilled with selected material and rammed tight with tools especially adapted for the purpose or otherwise as may be approved.

The Contractor shall be responsible for the adequate shoring and/or bracing of any existing utilities encountered during the excavation. Such utilities shall be braced or shored in a manner acceptable to the local jurisdictional agency having authority over the utility encountered. It shall be the responsibility of the Contractor to prevent damage to or displacement of utilities, and to work with and request the concurrence of the utility's company representative in this matter.

SP 60-09 Shop and setting drawings and catalogue data. All materials and equipment used in the work shall be submitted to the RPR, unless otherwise directed. The RPR will forward the submittals to

Engineer for their review and approval prior to ordering the equipment. All information required for the Engineer's review of each particular pay item shall be sent as one submittal. In addition, if the pay item interfaces with other pay items (as in the case of electrical equipment), then the submittals covering the interfacing pay items shall be sent at the same time. Submittals consisting of marked catalog sheets or shop drawings shall be provided. Submittal data shall be presented in a clear, precise and thorough manner. Original catalog sheets are preferred. Photocopies are acceptable provided they are as good a quality as the original. Clearly and boldly mark each copy to identify pertinent products or models applicable to this project. Indicate all optional equipment and delete non-pertinent data. Submittals for components of electrical equipment and systems shall identify the equipment for which they apply on each submittal sheet. Markings shall be boldly and clearly made with arrows or circles (highlighting is not acceptable). Drawings and data shall be submitted sufficiently in advance of the work to permit proper review, including time for necessary revisions and re-submittals. The Contractor is solely responsible for delays in the project accruing directly or indirectly from late submissions or resubmissions of submittals.

Shop and setting drawings shall present complete and accurate information relative to all working dimensions, equipment weight assembly and sectional view, all the necessary details, pertaining to coordinating the work of the Contract, lists of materials and finishes, parts lists and the description thereof, lists of spare parts and tools where such parts or tools are required, no-scale control diagrams for control wiring and control piping, and any other items of information that are required to demonstrate detail compliance with the Plans and Specifications. Each drawing shall be dated and shall show the name of the Project, Contract Number and the name of the manufacturer of the equipment covered by the drawing or drawings. The Engineer will not review any drawings that are not properly identified or that do not contain complete data on the work or that have not been checked, stamped and signed by the Contractor for compliance with the Contract Documents.

The Engineer's review of the Contractor's Shop Drawings signifies only that such drawings appear to be in substantial conformity with the Contract Drawings and Contract Documents. Such review does not indicate approval of every detail of the drawings nor of the work methods of the Contractor which are indicated thereon. Regardless of the corrections made in or made of such drawings by the Engineer, the Contractor will nevertheless be responsible for the accuracy of such drawings, for their conformity to the Plans and Specifications and for the proper fitting and construction of the work.

No work covered by shop and setting drawings shall be done until the drawings have been reviewed and found acceptable by the Engineer. No payment shall be made on any item for which submittals are not received and found acceptable by the Engineer.

SP 60-10 Electrical shop drawings. Drawings for electrical equipment shall show physical dimensions and installation details and shall include elementary and connection diagrams for each control assembly and the interconnection diagrams for all equipment. The drawings shall show clearly the coordination of control work, shall identify the components external to electrical equipment and shall define the contact arrangement and control action of the primary and final control elements.

Where standard electrical control equipment having complex internal wiring is required, such as control panels, generator transfer panels, electric or electronic instruments and similar items, the detail shop wiring diagrams for such equipment will not be required, and, if submitted, will in general not be reviewed. The submittal for each such item of equipment shall, however, include an elementary diagram of the input and output elements which require connections to external equipment, and/or a complete step by step description of the control action of the equipment being submitted. In the event that any questions arise as to the type of information to be presented on the submittal, the supplier shall direct inquiries to the RPR through the Prime Contractor in advance of the preparation of his/her submittal.

SP 60-11 Substitute items. If in the Engineer's sole judgment an item of material or equipment proposed by the Contractor does not qualify as an "or-equal" item, it will be considered a substitute item. The Contractor shall submit sufficient information as provided below to allow the Engineer to determine that the item of material or equipment proposed is essentially equivalent to that named and an acceptable substitute therefore. The procedure for review by the Engineer will include the following and as the Engineer may decide is appropriate under the circumstances. Requests for review of substitute items of material or equipment will not be accepted by the Engineer from anyone other than the Contractor. If the Contractor wishes to furnish or use a substitute item of material or equipment, the Contractor shall first make a written application through the RPR to the Engineer for acceptance thereof, certifying that the substitute will perform adequately the functions and achieve the results called for by the general design, be similar in substance to that specified and be suited to the same use as that specified. The application will state the extent, if any, to which the evaluation and acceptance of the substitute will prejudice the Contractor's achievement of completion on time, whether or not acceptance of the substitute for use in the Work will require a change in any of the Contract Documents or Contract Drawings (or in the provisions of any other direct contract with the Owner for work on the Project) to adapt the design to the substitute and whether or not incorporation or use of the substitute in connection with the work is subject to payment of any license fee or royalty. If the substitute item requires modifications to any existing features or to any proposed work, the application shall also include details of proposed modifications necessary to accommodate the substitute item. Such details shall include scaled layouts, dimensions and other pertinent information to enable the Engineer to accurately assess the entire application. If the substitute item and proposed modifications are approved, the Contractor, at no additional cost to the Owner, shall do all work necessary to make such modifications and absorb all costs of any related changes imposed on other Contractor's. All variations of the substitute from that specified will be identified in the application and available maintenance, repair and replacement service will be indicated. The application will also contain an itemized estimate of all costs or credits that will result directly or indirectly from acceptance of such substitute, including costs of redesign and claims of other Contractors affected by the resulting change, all of which will be considered by the Engineer in evaluating the substitute. The Engineer may require the Contractor to furnish additional data about the substitute.

- A. Engineer's Evaluation.** The Engineer will be the sole judge of acceptability. No substitute will be ordered, installed or utilized without the Engineer's prior written acceptance which will be evidenced by either a Change Order or an approved Shop Drawing. The Engineer will record time required by the Engineer and the Engineer's Consultants in evaluating substitutes proposed or submitted by the Contractor and in making changes in the Contract Documents or Contract Drawings (or in the provisions of any other direct contract with Owner for work on the Project) occasioned thereby. The Engineer's charges shall be at the same rates the Engineer charges for such services to the Owner.
- B. Contractor's Expense.** All data to be provided by the Contractor in support of any substitute item will be at the Contractor's expense. In order to aid the Engineer in determining the equality of an or substitute item (when compared to the item actually specified), the Contractor shall arrange for the performance of any tests requested by the Engineer. The Engineer shall determine the nature, extent, tester and degree of supervision of such tests. Certified test results shall be mailed directly to the Engineer for all tests requested. All costs of such tests, including engineering costs, shall be borne by the Contractor. The Owner may require the Contractor to furnish at the Contractor's expense a special performance guarantee or other surety with respect to any substitute. Whether or not the Engineer accepts a substitute item so proposed or submitted by the Contractor, the Contractor shall reimburse the Owner for the charges of the Engineer and the Engineer's Consultants for evaluating each such substitute item. The costs for evaluating substitute items shall be deducted from the Owner's payment to the Contractor.

SP 60-12 Submittal procedure. The following procedure has been established for the submittal and processing of shop and setting drawings, working drawings, and catalogue data. Departures from this procedure may result in delay and misunderstandings.

- A.** All information required for the Engineer's review of each particular pay item shall be sent as one submittal to the RPR with an attached submittal cover sheet. In addition, if the pay item interfaces with other pay items (as in the case of electrical equipment), then the submittals covering the interfacing pay items shall be sent at the same time.
- B.** In submitting certifications, drawings, catalog data, and similar items for review, one (1) electronic copy shall be submitted via e-mail. One (1) electronic copy will be returned to the Contractor via e-mail and bearing the review stamp. The Contractor shall provide one (1) hard copy of each submittal for inclusion in the O&M Manual prior to contract closeout.

The RPR shall be responsible for printing sufficient copies of each submittal for their own records. The Contractor shall be responsible for printing sufficient copies of each submittal for their own records and distributing to each of the other prime or subContractors whose work is to be correlated with such submittals.

- C.** Submittals will be stamped by the Engineer as follows:

- 1. "Approved", if no change or rejection is made.
- 2. "Approved as Noted", if minor changes or additions are made, but re-submittal is not considered necessary. All copies will bear the corrective marks.
- 3. "Revise and Resubmit", if the changes requested are extensive. In this case, re-submittal after correction is necessary and the same number of copies shall be included in the re-submittal as in the first submittal.
- 4. "Rejected", if it is considered that the data submitted cannot with reasonable revision meet the requirements of the Plans and Specifications.
- 5. "Submit Specified Item", if the data submitted is not clear, complete, or for other reasons cannot be examined by the Engineer to establish compliance with the Plans and Specifications.

- D.** Unless otherwise approved in specific cases, all submittals must be transmitted by the Prime Contractor, not by the SubContractors or vendors.

Any changes in re-submittals, other than those indicated as requested, must be specifically brought to the attention of the RPR. Changes or additions shall not be made in, or to, any fabricated item, part or material without having a re-review.

SP 70-22 Additional sanitary, health, and safety provisions. (Section not applicable.)

SP 70-23 Federal Contract Provisions for procurement and contracting under AIP.

The Contractor is required to insert these contract provision in each lower tier contract (e.g. subcontract or sub-agreement).

The Contractor is required (including all subContractors) to incorporate these contract provisions by reference for work done under any purchase orders, rental agreements and other agreements for supplies or services.

The Contractor shall be responsible for compliance with these contract provisions by any subContractor, lower-tier subContractor or service provider.

A1 ACCESS TO RECORDS AND REPORTS

ACCESS TO RECORDS AND REPORTS

The Contractor must maintain an acceptable cost accounting system. The Contractor agrees to provide the Owner, the Federal Aviation Administration and the Comptroller General of the United States or any of their duly authorized representatives access to any books, documents, papers and records of the Contractor which are directly pertinent to the specific contract for the purpose of making audit, examination, excerpts and transcriptions. The Contractor agrees to maintain all books, records and reports required under this contract for a period of not less than three years after final payment is made and all pending matters are closed.

A2 AFFIRMATIVE ACTION REQUIREMENT

NOTICE OF REQUIREMENT FOR AFFIRMATIVE ACTION TO ENSURE EQUAL EMPLOYMENT OPPORTUNITY

1. The Offeror's or Bidder's attention is called to the "Equal Opportunity Clause" and the "Standard Federal Equal Employment Opportunity Construction Contract Specifications" set forth herein.
2. The goals and timetables for minority and female participation, expressed in percentage terms for the Contractor's aggregate workforce in each trade on all construction work in the covered area, are as follows:

Timetables

Goals for minority participation for each trade: 8.5%

Goals for female participation in each trade: 6.9%

These goals are applicable to all of the Contractor's construction work (whether or not it is Federal or federally assisted) performed in the covered area. If the Contractor performs construction work in a geographical area located outside of the covered area, it shall apply the goals established for such geographical area where the work is actually performed. With regard to this second area, the Contractor also is subject to the goals for both its federally involved and non-federally involved construction.

The Contractor's compliance with the Executive Order and the regulations in 41 CFR Part 60-4 shall be based on its implementation of the Equal Opportunity Clause, specific affirmative action obligations required by the specifications set forth in 41 CFR 60-4.3(a) and its efforts to meet the goals. The hours of minority and female employment and training must be substantially uniform throughout the length of the contract, and in each trade, and the Contractor shall make a good faith effort to employ minorities and women

evenly on each of its projects. The transfer of minority or female employees or trainees from Contractor to Contractor or from project to project for the sole purpose of meeting the Contractor's goals shall be a violation of the contract, the Executive Order and the regulations in 41 CFR Part 60-4. Compliance with the goals will be measured against the total work hours performed.

3. The Contractor shall provide written notification to the Director of the Office of Federal Contract Compliance Programs (OFCCP) within 10 working days of award of any construction subcontract in excess of \$10,000 at any tier for construction work under the contract resulting from this solicitation. The notification shall list the name, address, and telephone number of the subContractor; employer identification number of the subContractor; estimated dollar amount of the subcontract; estimated starting and completion dates of the subcontract; and the geographical area in which the subcontract is to be performed.
4. As used in this notice and in the contract resulting from this solicitation, the "covered area" is Michigan, Washtenaw County, City of Ann Arbor.

A3 BREACH OF CONTRACT TERMS

BREACH OF CONTRACT TERMS

Any violation or breach of terms of this contract on the part of the Contractor or its subContractors may result in the suspension or termination of this contract or such other action that may be necessary to enforce the rights of the parties of this agreement.

Owner will provide Contractor written notice that describes the nature of the breach and corrective actions the Contractor must undertake in order to avoid termination of the contract. Owner reserves the right to withhold payments to Contractor until such time the Contractor corrects the breach or the Owner elects to terminate the contract. The Owner's notice will identify a specific date by which the Contractor must correct the breach. Owner may proceed with termination of the contract if the Contractor fails to correct the breach by the deadline indicated in the Owner's notice.

The duties and obligations imposed by the Contract Documents and the rights and remedies available thereunder are in addition to, and not a limitation of, any duties, obligations, rights and remedies otherwise imposed or available by law.

A4 BUY AMERICAN PREFERENCE

BUY AMERICAN PREFERENCE

The Contractor certifies that its bid/offer is in compliance with 49 USC § 50101, BABA and other related Made in America Laws (Per Executive Order 14005 "Made in America Laws" means all statutes, regulations, rules, and Executive Orders relating to federal financial assistance awards or federal procurement, including those that refer to "Buy America" or "Buy American," that require, or provide a preference for, the purchase or acquisition of goods, products, or materials produced in the United States, including iron, steel, and manufactured products offered in the United States.), U.S. statutes, guidance, and FAA policies, which provide that Federal funds may not be obligated unless all iron, steel and manufactured goods used in AIP funded projects are produced in the United States, unless the

Federal Aviation Administration has issued a waiver for the product; the product is listed as an Excepted Article, Material Or Supply in Federal Acquisition Regulation subpart 25.108; or is included in the FAA Nationwide Buy American Waivers Issued list.

The bidder or offeror must complete and submit the certification of compliance with FAA's Buy American Preference, BABA and Made in America laws included herein with their bid or offer. The Airport Sponsor/Owner will reject as nonresponsive any bid or offer that does not include a completed certification of compliance with FAA's Buy American Preference and BABA.

The bidder or offeror certifies that all constructions materials, defined to mean an article, material, or supply other than an item of primarily iron or steel; a manufactured product; cement and cementitious materials; aggregates such as stone, sand, or gravel; or aggregate binding agents or additives that are or consist primarily of: non-ferrous metals; plastic and polymer-based products (including polyvinylchloride, composite building materials, and polymers used in fiber optic cables); glass (including optic glass); lumber; or drywall used in the project are manufactured in the U.S.

Certificate of Compliance with FAA Buy American Preference – Construction Projects

NOTE: Certification is included in the PROPOSAL.

A5 CIVIL RIGHTS – GENERAL

GENERAL CIVIL RIGHTS PROVISIONS

In all its activities within the scope of its airport program, the Contractor agrees to comply with pertinent statutes, Executive Orders, and such rules as identified in Title VI List of Pertinent Nondiscrimination Acts and Authorities to ensure that no person shall, on the grounds of race, color, national origin (including limited English proficiency), creed, sex (including sexual orientation and gender identity), age, or disability be excluded from participating in any activity conducted with or benefiting from Federal assistance.

This provision is in addition to that required by Title VI of the Civil Rights Act of 1964.

The above provision binds the Contractor and subContractors from the bid solicitation period through the completion of the contract.

A6 CIVIL RIGHTS – TITLE VI ASSURANCE

Title VI Solicitation Notice:

The Sponsor, in accordance with the provisions of Title VI of the Civil Rights Act of 1964 (78 Stat. 252, 42 USC §§ 2000d to 2000d-4) and the Regulations, hereby notifies all bidders or offerors that it will affirmatively ensure that for any contract entered into pursuant to this advertisement, disadvantaged business enterprises will be afforded full and fair opportunity to submit bids in response to this invitation and no businesses will be discriminated against on the grounds of race, color, national origin (including limited English proficiency), creed, sex (including sexual orientation and gender identity), age, or disability in consideration for an award.

Title VI List of Pertinent Nondiscrimination Acts and Authorities

During the performance of this contract, the Contractor, for itself, its assignees, and successors in interest (hereinafter referred to as the “Contractor”) agrees to comply with the following non-discrimination statutes and authorities; including but not limited to:

- Title VI of the Civil Rights Act of 1964 (42 USC § 2000d et seq., 78 stat. 252) (prohibits discrimination on the basis of race, color, national origin);
- 49 CFR part 21 (Non-discrimination in Federally-Assisted programs of the Department of Transportation—Effectuation of Title VI of the Civil Rights Act of 1964);
- The Uniform Relocation Assistance and Real Property Acquisition Policies Act of 1970, (42 USC § 4601) (prohibits unfair treatment of persons displaced or whose property has been acquired because of Federal or Federal-aid programs and projects);
- Section 504 of the Rehabilitation Act of 1973 (29 USC § 794 et seq.), as amended (prohibits discrimination on the basis of disability); and 49 CFR part 27 (Nondiscrimination on the Basis of Disability in Programs or Activities Receiving Federal Financial Assistance);
- The Age Discrimination Act of 1975, as amended (42 USC § 6101 et seq.) (prohibits discrimination on the basis of age);
- Airport and Airway Improvement Act of 1982 (49 USC § 47123), as amended (prohibits discrimination based on race, creed, color, national origin, or sex);
- The Civil Rights Restoration Act of 1987 (PL 100-259) (broadened the scope, coverage and applicability of Title VI of the Civil Rights Act of 1964, the Age Discrimination Act of 1975 and Section 504 of the Rehabilitation Act of 1973, by expanding the definition of the terms “programs or activities” to include all of the programs or activities of the Federal-aid recipients, sub-recipients and Contractors, whether such programs or activities are Federally funded or not);
- Titles II and III of the Americans with Disabilities Act of 1990 (42 USC § 12101, et seq) (prohibit discrimination on the basis of disability in the operation of public entities, public and private transportation systems, places of public accommodation, and certain testing entities) as implemented by U.S. Department of Transportation regulations at 49 CFR parts 37 and 38;
- The Federal Aviation Administration’s Nondiscrimination statute (49 USC § 47123) (prohibits discrimination on the basis of race, color, national origin, and sex);
- Executive Order 12898, Federal Actions to Address Environmental Justice in Minority Populations and Low-Income Populations (ensures nondiscrimination against minority populations by discouraging programs, policies, and activities with disproportionately high and adverse human health or environmental effects on minority and low-income populations);
- Executive Order 13166, Improving Access to Services for Persons with Limited English Proficiency, and resulting agency guidance, national origin discrimination includes discrimination because of limited English proficiency (LEP). To ensure compliance with Title VI, you must Guidelines for Contract Provisions for Obligated Sponsors and Airport Improvement Program Projects Issued on November 18, 2022 Page 22take reasonable steps to ensure that LEP persons have meaningful access to your programs [70 Fed. Reg. 74087 (2005)];
- Title IX of the Education Amendments of 1972, as amended, which prohibits you from discriminating because of sex in education programs or activities (20 USC § 1681, et seq).

Compliance with Nondiscrimination Requirements:

During the performance of this contract, the Contractor, for itself, its assignees, and successors in interest (hereinafter referred to as the “Contractor”), agrees as follows:

1. **Compliance with Regulations:** The Contractor (hereinafter includes consultants) will comply with the Title VI List of Pertinent Nondiscrimination Acts and Authorities, as they may be amended from time to time, which are herein incorporated by reference and made a part of this contract.
2. **Nondiscrimination:** The Contractor, with regard to the work performed by it during the contract, will not discriminate on the grounds of race, color, or national origin in the selection and retention of subContractors, including procurements of materials and leases of equipment. The Contractor will not participate directly or indirectly in the discrimination prohibited by the Nondiscrimination Acts and Authorities, including employment practices when the contract covers any activity, project, or program set forth in Appendix B of 49 CFR part 21.
3. **Solicitations for Subcontracts, including Procurements of Materials and Equipment:** In all solicitations, either by competitive bidding or negotiation made by the Contractor for work to be performed under a subcontract, including procurements of materials, or leases of equipment, each potential subContractor or supplier will be notified by the Contractor of the Contractor’s obligations under this contract and the Nondiscrimination Acts and Authorities on the grounds of race, color, or national origin.
4. **Information and Reports:** The Contractor will provide all information and reports required by the Acts, the Regulations, and directives issued pursuant thereto and will permit access to its books, records, accounts, other sources of information, and its facilities as may be determined by the sponsor or the Federal Aviation Administration to be pertinent to ascertain compliance with such Nondiscrimination Acts and Authorities and instructions. Where any information required of a Contractor is in the exclusive possession of another who fails or refuses to furnish the information, the Contractor will so certify to the sponsor or the Federal Aviation Administration, as appropriate, and will set forth what efforts it has made to obtain the information.
5. **Sanctions for Noncompliance:** In the event of a Contractor’s noncompliance with the non-discrimination provisions of this contract, the sponsor will impose such contract sanctions as it or the Federal Aviation Administration may determine to be appropriate, including, but not limited to:
 - a. Withholding payments to the Contractor under the contract until the Contractor complies; and/or
 - b. Cancelling, terminating, or suspending a contract, in whole or in part.
6. **Incorporation of Provisions:** The Contractor will include the provisions of paragraphs one through six in every subcontract, including procurements of materials and leases of equipment, unless exempt by the Acts, the Regulations, and directives issued pursuant thereto. The Contractor will take action with respect to any

subcontract or procurement as the sponsor or the Federal Aviation Administration may direct as a means of enforcing such provisions including sanctions for noncompliance. Provided, that if the Contractor becomes involved in, or is threatened with litigation by a subContractor, or supplier because of such direction, the Contractor may request the sponsor to enter into any litigation to protect the interests of the sponsor. In addition, the Contractor may request the United States to enter into the litigation to protect the interests of the United States.

A7 CLEAN AIR AND WATER POLLUTION CONTROL

CLEAN AIR AND WATER POLLUTION CONTROL

Contractor agrees to comply with all applicable standards, orders, and regulations issued pursuant to the Clean Air Act (42 USC §§ 740-7671q) and the Federal Water Pollution Control Act as amended (33 USC §§ 1251-1387). The Contractor agrees to report any violation to the Owner immediately upon discovery. The Owner assumes responsibility for notifying the Environmental Protection Agency (EPA) and the Federal Aviation Administration.

Contractor must include this requirement in all subcontracts that exceeds \$150,000.

A8 CONTRACT WORKHOURS AND SAFETY STANDARDS ACT REQUIREMENTS

CONTRACT WORKHOURS AND SAFETY STANDARDS ACT REQUIREMENTS

1. Overtime Requirements.

No Contractor or subContractor contracting for any part of the contract work which may require or involve the employment of laborers or mechanics shall require or permit any such laborer or mechanic, including watchmen and guards, in any workweek in which he or she is employed on such work to work in excess of forty hours in such workweek unless such laborer or mechanic receives compensation at a rate not less than one and one-half times the basic rate of pay for all hours worked in excess of forty hours in such workweek.

2. Violation; Liability for Unpaid Wages; Liquidated Damages.

In the event of any violation of the clause set forth in paragraph (1) of this clause, the Contractor and any subContractor responsible therefor shall be liable for the unpaid wages. In addition, such Contractor and subContractor shall be liable to the United States (in the case of work done under contract for the District of Columbia or a territory, to such District or to such territory), for liquidated damages. Such liquidated damages shall be computed with respect to each individual laborer or mechanic, including watchmen and guards, employed in violation of the clause set forth in paragraph (1) of this clause, in the sum of \$29 for each calendar day on which such individual was required or permitted to work in excess of the standard workweek of forty hours without payment of the overtime wages required by the clause set forth in paragraph (1) of this clause.

3. Withholding for Unpaid Wages and Liquidated Damages.

The Federal Aviation Administration (FAA) or the Owner shall upon its own action or upon written request of an authorized representative of the Department of Labor withhold or cause to be withheld, from any moneys payable on account of work performed by the Contractor or subContractor under any such contract or any other Federal contract with the same prime

Contractor, or any other federally-assisted contract subject to the Contract Work Hours and Safety Standards Act, which is held by the same prime Contractor, such sums as may be determined to be necessary to satisfy any liabilities of such Contractor or subContractor for unpaid wages and liquidated damages as provided in the clause set forth in paragraph (2) of this clause.

4. SubContractors.

The Contractor or subContractor shall insert in any subcontracts the clauses set forth in paragraphs (1) through (4) and also a clause requiring the subContractor to include these clauses in any lower tier subcontracts. The prime Contractor shall be responsible for compliance by any subContractor or lower tier subContractor with the clauses set forth in paragraphs (1) through (4) of this clause.

A9 COPELAND “ANTI-KICKBACK” ACT

COPELAND “ANTI-KICKBACK” ACT

Contractor must comply with the requirements of the Copeland “Anti-Kickback” Act (18 USC 874 and 40 USC 3145), as supplemented by Department of Labor regulation 29 CFR part 3. Contractor and subContractors are prohibited from inducing, by any means, any person employed on the project to give up any part of the compensation to which the employee is entitled. The Contractor and each SubContractor must submit to the Owner, a weekly statement on the wages paid to each employee performing on covered work during the prior week. Owner must report any violations of the Act to the Federal Aviation Administration.

A10 DAVIS-BACON REQUIREMENTS

DAVIS-BACON REQUIREMENTS

1. Minimum Wages.

- (i) All laborers and mechanics employed or working upon the site of the work will be paid unconditionally and not less often than once a week, and without subsequent deduction or rebate on any account (except such payroll deductions as are permitted by the Secretary of Labor under the Copeland Act (29 CFR Part 3)), the full amount of wages and bona fide fringe benefits (or cash equivalent thereof) due at time of payment computed at rates not less than those contained in the wage determination of the Secretary of Labor which is attached hereto and made a part hereof, regardless of any contractual relationship which may be alleged to exist between the Contractor and such laborers and mechanics.

Contributions made or costs reasonably anticipated for bona fide fringe benefits under section 1(b)(2) of the Davis-Bacon Act on behalf of laborers or mechanics are considered wages paid to such laborers or mechanics, subject to the provisions of paragraph (1)(iv) of this section; also, regular contributions made or costs incurred for more than a weekly period (but not less often than quarterly) under plans, funds, or programs which cover the particular weekly period, are deemed to be constructively made or incurred during such weekly period. Such laborers and mechanics shall be paid the appropriate wage rate and fringe benefits on the wage determination for the classification of work actually performed, without regard to

skill, except as provided in 29 CFR § 5.5(a)(4). Laborers or mechanics performing work in more than one classification may be compensated at the rate specified for each classification for the time actually worked therein: Provided, that the employer's payroll records accurately set forth the time spent in each classification in which work is performed. The wage determination (including any additional classification and wage rates conformed under (1)(ii) of this section) and the Davis-Bacon poster (WH-1321) shall be posted at all times by the Contractor and its subContractors at the site of the work in a prominent and accessible place where it can easily be seen by the workers.

(ii)

(A) The contracting officer shall require that any class of laborers or mechanics, including helpers, which is not listed in the wage determination and which is to be employed under the contract shall be classified in conformance with the wage determination. The contracting officer shall approve an additional classification and wage rate and fringe benefits therefore only when the following criteria have been met:

- (1) The work to be performed by the classification requested is not performed by a classification in the wage determination;
- (2) The classification is utilized in the area by the construction industry; and
- (3) The proposed wage rate, including any bona fide fringe benefits, bears a reasonable relationship to the wage rates contained in the wage determination.

(B) If the Contractor and the laborers and mechanics to be employed in the classification (if known), or their representatives, and the contracting officer agree on the classification and wage rate (including the amount designated for fringe benefits where appropriate), a report of the action taken shall be sent by the contracting officer to the Administrator of the Wage and Hour Division, U.S. Department of Labor, Washington, DC 20210. The Administrator, or an authorized representative, will approve, modify, or disapprove every additional classification action within 30 days of receipt and so advise the contracting officer or will notify the contracting officer within the 30-day period that additional time is necessary.

(C) In the event the Contractor, the laborers, or mechanics to be employed in the classification, or their representatives, and the contracting officer do not agree on the proposed classification and wage rate (including the amount designated for fringe benefits, where appropriate), the contracting officer shall refer the questions, including the views of all interested parties and the recommendation of the contracting officer, to the Administrator for determination. The Administrator, or an authorized representative, will issue a determination within 30 days of receipt and so advise the contracting officer or will notify the contracting officer within the 30-day period that additional time is necessary.

(D) The wage rate (including fringe benefits where appropriate) determined pursuant to subparagraphs (1)(ii) (B) or (C) of this paragraph, shall be paid to all workers performing work in the classification under this contract from the first day on which work is performed in the classification.

- (iii) Whenever the minimum wage rate prescribed in the contract for a class of laborers or mechanics includes a fringe benefit which is not expressed as an hourly rate, the Contractor shall either pay the benefit as stated in the wage determination or shall pay another bona fide fringe benefit or an hourly cash equivalent thereof.
- (iv) If the Contractor does not make payments to a trustee or other third person, the Contractor may consider as part of the wages of any laborer or mechanic the amount of any costs reasonably anticipated in providing bona fide fringe benefits under a plan or program, *Provided*, that the Secretary of Labor has found, upon the written request of the Contractor, that the applicable standards of the Davis-Bacon Act have been met. The Secretary of Labor may require the Contractor to set aside in a separate account assets for the meeting of obligations under the plan or program

2. Withholding.

The Federal Aviation Administration or the Sponsor shall upon its own action or upon written request of an authorized representative of the Department of Labor withhold or cause to be withheld from the Contractor under this contract or any other Federal contract with the same prime Contractor, or any other federally-assisted contract subject to Davis-Bacon prevailing wage requirements, which is held by the same prime Contractor, so much of the accrued payments or advances as may be considered necessary to pay laborers and mechanics, including apprentices, trainees, and helpers, employed by the Contractor or any subContractor the full amount of wages required by the contract. In the event of failure to pay any laborer or mechanic, including any apprentice, trainee, or helper, employed or working on the site of the work, all or part of the wages required by the contract, the Federal Aviation Administration may, after written notice to the Contractor, Sponsor, Applicant, or Owner, take such action as may be necessary to cause the suspension of any further payment, advance, or guarantee of funds until such violations have ceased.

3. Payrolls and Basic Records.

- (i) Payrolls and basic records relating thereto shall be maintained by the Contractor during the course of the work and preserved for a period of three years thereafter for all laborers and mechanics working at the site of the work. Such records shall contain the name, address, and social security number of each such worker; his or her correct classification; hourly rates of wages paid (including rates of contributions or costs anticipated for bona fide fringe benefits or cash equivalents thereof of the types described in 1(b)(2)(B) of the Davis-Bacon Act); daily and weekly number of hours worked; deductions made; and actual wages paid. Whenever the Secretary of Labor has found under 29 CFR 5.5(a)(1)(iv) that the wages of any laborer or mechanic include the amount of any costs reasonably anticipated in providing benefits under a plan or program described in section 1(b)(2)(B) of the Davis-Bacon Act, the Contractor shall maintain records that show that the commitment to provide such benefits is enforceable, that the plan or program is financially responsible, and that the plan or program has been communicated in writing to the laborers or mechanics affected, and records which show the costs anticipated or the actual costs incurred in providing such benefits. Contractors employing apprentices or trainees under approved programs shall maintain written evidence of the registration of apprenticeship programs and certification of trainee programs, the registration of the apprentices and trainees, and the ratios and wage rates prescribed in the applicable programs.

(ii)

(A) The Contractor shall submit weekly for each week in which any contract work is performed a copy of all payrolls to the Federal Aviation Administration if the agency is a party to the contract, but if the agency is not such a party, the Contractor will submit the payrolls to the applicant, Sponsor, or Owner, as the case may be, for transmission to the Federal Aviation Administration. The payrolls submitted shall set out accurately and completely all of the information required to be maintained under 29 CFR § 5.5(a)(3)(i), except that full social security numbers and home addresses shall not be included on weekly transmittals. Instead the payrolls shall only need to include an individually identifying number for each employee (e.g., the last four digits of the employee's social security number). The required weekly payroll information may be submitted in any form desired. Optional Form WH-347 is available for this purpose from the Wage and Hour Division Web site at <https://www.dol.gov/agencies/whd/government-contracts/construction/payroll-certification> or its successor site. The prime Contractor is responsible for the submission of copies of payrolls by all subContractors. Contractors and subContractors shall maintain the full social security number and current address of each covered worker and shall provide them upon request to the Federal Aviation Administration if the agency is a party to the contract, but if the agency is not such a party, the Contractor will submit them to the applicant, Sponsor, or Owner, as the case may be, for transmission to the Federal Aviation Administration, the Contractor, or the Wage and Hour Division of the Department of Labor for purposes of an investigation or audit of compliance with prevailing wage requirements. It is not a violation of this section for a prime Contractor to require a subContractor to provide addresses and social security numbers to the prime Contractor for its own records, without weekly submission to the sponsoring government agency (or the applicant, Sponsor, or Owner).

(B) Each payroll submitted shall be accompanied by a "Statement of Compliance," signed by the Contractor or subContractor or his or her agent who pays or supervises the payment of the persons employed under the contract and shall certify the following:

- (1) That the payroll for the payroll period contains the information required to be provided under 29 CFR § 5.5(a)(3)(ii), the appropriate information is being maintained under 29 CFR § 5.5 (a)(3)(i), and that such information is correct and complete;
- (2) That each laborer and mechanic (including each helper, apprentice, and trainee) employed on the contract during the payroll period has been paid the full weekly wages earned, without rebate, either directly or indirectly, and that no deductions have been made either directly or indirectly from the full wages earned, other than permissible deductions as set forth in Regulations, 29 CFR Part 3;
- (3) That each laborer or mechanic has been paid not less than the applicable wage rates and fringe benefits or cash equivalents for the classification of work performed, as specified in the applicable wage determination incorporated into the contract.

- (C) The weekly submission of a properly executed certification set forth on the reverse side of Optional Form WH-347 shall satisfy the requirement for submission of the “Statement of Compliance” required by paragraph (3)(ii)(B) of this section.
- (D) The falsification of any of the above certifications may subject the Contractor or subContractor to civil or criminal prosecution under Section 1001 of Title 18 and Section 231 of Title 31 of the United States Code.
- (E) A pay application can not be deemed acceptable until all Contractor and subContractor are submitted and approved by the Owner representative for the work period of the pay application.
- (iii) The Contractor or subContractor shall make the records required under paragraph (3)(i) of this section available for inspection, copying, or transcription by authorized representatives of the Sponsor, the Federal Aviation Administration, or the Department of Labor and shall permit such representatives to interview employees during working hours on the job. If the Contractor or subContractor fails to submit the required records or to make them available, the Federal agency may, after written notice to the Contractor, Sponsor, applicant, or Owner, take such action as may be necessary to cause the suspension of any further payment, advance, or guarantee of funds. Furthermore, failure to submit the required records upon request or to make such records available may be grounds for debarment action pursuant to 29 CFR § 5.12.

4. Apprentices and Trainees.

- (i) Apprentices. Apprentices will be permitted to work at less than the predetermined rate for the work they performed when they are employed pursuant to and individually registered in a bona fide apprenticeship program registered with the U.S. Department of Labor, Employment and Training Administration, Office of Apprenticeship Training, Employer and Labor Services, or with a State Apprenticeship Agency recognized by the Office, or if a person is employed in his or her first 90 days of probationary employment as an apprentice in such an apprenticeship program, who is not individually registered in the program, but who has been certified by the Office of Apprenticeship Training, Employer and Labor Services or a State Apprenticeship Agency (where appropriate) to be eligible for probationary employment as an apprentice. The allowable ratio of apprentices to journeymen on the job site in any craft classification shall not be greater than the ratio permitted to the Contractor as to the entire work force under the registered program. Any worker listed on a payroll at an apprentice wage rate, who is not registered or otherwise employed as stated above, shall be paid not less than the applicable wage rate on the wage determination for the classification of work actually performed. In addition, any apprentice performing work on the job site in excess of the ratio permitted under the registered program shall be paid not less than the applicable wage rate on the wage determination for the work actually performed. Where a Contractor is performing construction on a project in a locality other than that in which its program is registered, the ratios and wage rates (expressed in percentages of the journeyman’s hourly rate) specified in the Contractor’s or subContractor’s registered program shall be observed. Every apprentice must be paid

at not less than the rate specified in the registered program for the apprentice's level of progress, expressed as a percentage of the journeymen hourly rate specified in the applicable wage determination. Apprentices shall be paid fringe benefits in accordance with the provisions of the apprenticeship program. If the apprenticeship program does not specify fringe benefits, apprentices must be paid the full amount of fringe benefits listed on the wage determination for the applicable classification. If the Administrator determines that a different practice prevails for the applicable apprentice classification, fringes shall be paid in accordance with that determination. In the event the Office of Apprenticeship Training, Employer and Labor Services, or a State Apprenticeship Agency recognized by the Office, withdraws approval of an apprenticeship program, the Contractor will no longer be permitted to utilize apprentices at less than the applicable predetermined rate for the work performed until an acceptable program is approved.

- (ii) Trainees. Except as provided in 29 CFR § 5.16, trainees will not be permitted to work at less than the predetermined rate for the work performed unless they are employed pursuant to and individually registered in a program which has received prior approval, evidenced by formal certification by the U.S. Department of Labor, Employment and Training Administration. The ratio of trainees to journeymen on the job site shall not be greater than permitted under the plan approved by the Employment and Training Administration. Every trainee must be paid at not less than the rate specified in the approved program for the trainee's level of progress, expressed as a percentage of the journeyman hourly rate specified in the applicable wage determination. Trainees shall be paid fringe benefits in accordance with the provisions of the trainee program. If the trainee program does not mention fringe benefits, trainees shall be paid the full amount of fringe benefits listed on the wage determination unless the Administrator of the Wage and Hour Division determines that there is an apprenticeship program associated with the corresponding journeyman wage rate on the wage determination that provides for less than full fringe benefits for apprentices. Any employee listed on the payroll at a trainee rate that is not registered and participating in a training plan approved by the Employment and Training Administration shall be paid not less than the applicable wage rate on the wage determination for the classification of work actually performed. In addition, any trainee performing work on the job site in excess of the ratio permitted under the registered program shall be paid not less than the applicable wage rate on the wage determination for the work actually performed. In the event the Employment and Training Administration withdraws approval of a training program, the Contractor will no longer be permitted to utilize trainees at less than the applicable predetermined rate for the work performed until an acceptable program is approved.
- (iii) Equal Employment Opportunity. The utilization of apprentices, trainees, and journeymen under this part shall be in conformity with the equal employment opportunity requirements of Executive Order 11246, as amended, and 29 CFR Part 30.

5. Compliance with Copeland Act Requirements.

The Contractor shall comply with the requirements of 29 CFR Part 3, which are incorporated by reference in this contract.

6. Subcontracts.

The Contractor or subcontractor shall insert in any subcontracts the clauses contained in 29 CFR §§ 5.5(a)(1) through (10) and such other clauses as the Federal Aviation Administration may by appropriate instructions require, and also a clause requiring the subcontractors to include these clauses in any lower tier subcontracts. The prime Contractor shall be responsible for the compliance by any subcontractor or lower tier subcontractor with all the contract clauses in 29 CFR § 5.5.

7. Contract Termination: Debarment.

A breach of the contract clauses in paragraph 1 through 10 of this section may be grounds for termination of the contract, and for debarment as a Contractor and a subContractor as provided in 29 CFR § 5.12.

8. Compliance with Davis-Bacon and Related Act Requirements.

All rulings and interpretations of the Davis-Bacon and Related Acts contained in 29 CFR Parts 1, 3, and 5 are herein incorporated by reference in this contract.

9. Disputes Concerning Labor Standards.

Disputes arising out of the labor standards provisions of this contract shall not be subject to the general disputes clause of this contract. Such disputes shall be resolved in accordance with the procedures of the Department of Labor set forth in 29 CFR Parts 5, 6, and 7. Disputes within the meaning of this clause include disputes between the Contractor (or any of its subContractors) and the contracting agency, the U.S. Department of Labor, or the employees or their representatives.

10. Certification of Eligibility.

- (i) By entering into this contract, the Contractor certifies that neither it (nor he or she) nor any person or firm who has an interest in the Contractor's firm is a person or firm ineligible to be awarded Government contracts by virtue of section 3(a) of the Davis-Bacon Act or 29 CFR § 5.12(a)(1).
- (ii) No part of this contract shall be subcontracted to any person or firm ineligible for award of a Government contract by virtue of section 3(a) of the Davis-Bacon Act or 29 CFR § 5.12(a)(1).
- (iii) The penalty for making false statements is prescribed in the U.S. Criminal Code, 18 USC § 1001.

A11 DEBARMENT AND SUSPENSION**CERTIFICATION OF OFFERER/BIDDER REGARDING DEBARMENT**

By submitting a bid/proposal under this solicitation, the bidder or offeror certifies that neither it nor its principals are presently debarred or suspended by any Federal department or agency from participation in this transaction.

CERTIFICATION OF LOWER TIER CONTRACTORS REGARDING DEBARMENT

The successful bidder, by administering each lower tier subcontract that exceeds \$25,000 as a “covered transaction”, must verify each lower tier participant of a “covered transaction” under the project is not presently debarred or otherwise disqualified from participation in this federally assisted project. The successful bidder will accomplish this by:

1. Checking the System for Award Management at website: <http://www.sam.gov>.
2. Collecting a certification statement similar to the Certification of Offeror /Bidder Regarding Debarment, above.
3. Inserting a clause or condition in the covered transaction with the lower tier contract.

If the Federal Aviation Administration later determines that a lower tier participant failed to disclose to a higher tier participant that it was excluded or disqualified at the time it entered the covered transaction, the FAA may pursue any available remedies, including suspension and debarment of the non-compliant participant.

A12 DISADVANTAGED BUSINESS ENTERPRISE

Solicitation Language (Solicitations that include a Project Goal)

The Owner’s award of this contract is conditioned upon Bidder or Offeror satisfying the good faith effort requirements of 49 CFR §26.53.

As a matter of responsibility, all Bidders or Offerors must submit the following information and must provide written confirmation of participation from each of the DBE firms the Bidder or Offeror lists in its commitment within 5 days after bid opening. **SEE THE CONTRACTORS DBE PLAN FORM AND DBE LETTER OF INTENT FORM IN THE PROPOSAL SECTION.**

- 1) The names and addresses of Disadvantaged Business Enterprise (DBE) firms that will participate in the contract;
- 2) A description of the work that each DBE firm will perform;
- 3) The dollar amount of the participation of each DBE firm listed under (1)
- 4) Written statement from Bidder or Offeror that attests their commitment to use the DBE firm(s) listed under (1) to meet the Owner’s project goal
- 5) Written confirmation from each listed DBE firm that it is participating in the contract in the kind and amount of work provided in the prime Contractor's commitment; and
- 6) If Bidder or Offeror cannot meet the advertised project DBE goal, evidence of good faith efforts undertaken by the Bidder or Offeror as described in appendix A to 49 CFR part 26. The documentation of good faith efforts must include copies of each DBE and non-DBE Subcontractor quote submitted to the bidder when a non-DBE Subcontractor was selected over a DBE for work on the contract.

Prime Contracts (Projects Covered by a DBE Program)**DISADVANTAGED BUSINESS ENTERPRISES****Contract Assurance (§ 26.13) –**

The Contractor, subrecipient or subContractor shall not discriminate on the basis of race, color, national origin, or sex in the performance of this contract. The Contractor shall carry out applicable requirements of 49 CFR part 26 in the award and administration of DOT-assisted contracts. Failure by the Contractor to carry out these requirements is a material breach of this contract, which may result in the termination of this contract or such other remedy as the recipient deems appropriate, which may include, but is not limited to:

- 1) Withholding monthly progress payments;
- 2) Assessing sanctions;
- 3) Liquidated damages; and/or
- 4) Disqualifying the Contractor from future bidding as non-responsible.

Prompt Payment (§26.29) – The prime Contractor agrees to pay each subContractor under this prime contract for satisfactory performance of its contract no later than 30 days from the receipt of each payment the prime Contractor receives from the Owner. The prime Contractor agrees further to return retainage payments to each subContractor within 30 days after the subContractor's work is satisfactorily completed. Any delay or postponement of payment from the above referenced time frame may occur only for good cause following written approval of the Owner. This clause applies to both DBE and non-DBE subContractors.

The Monthly Payment Report, found later in this section, is required to be submitted on a monthly basis throughout the entirety of the project. A progress payment will not be deemed complete and able to be processed until the reports are submitted. This report monitors the payments by providing a running tally of actual DBE attainments and compares this to the commitments.

The Monthly Payment Report, found later in this section, is required to be submitted along with a Disadvantaged Business Enterprise DBE Participation Summary for each DBE subContractor on a monthly basis SubContractor's Prompt Payment Certification throughout the entirety of the project. A progress payment will not be deemed complete and able to be processed until the reports are submitted. This report monitors the payments by providing a running tally of actual DBE attainments and compares this to the commitments.

The prime Contractor is responsible for issuing the SubContractor's Prompt Payment Certification to all subContractors under this contract, and is required to ensure that all subContractors issue the certificate to each of their subContractors. Each subContractor, DBE and non-DBE firms, are required to complete the SubContractor's Prompt Payment Certification, found later in this section or electronically. A completed copy of this form shall be submitted to the Owner's representative, the Prime Contractor and the Contractor you are working for at least 7 days prior to an application for payment. This form is to be submitted with each payment application by every subContractor, DBE and non-DBE firms until each subContractor's work is complete and they have been paid in full and

state so on their final SubContractor's Prompt Payment Certification. Each SubContractor's Prompt Payment Certificate must be received by the Owner's representative or the progress payment will not be deemed complete and able to be processed.

Monitoring Responsibilities (§26.37) – The prime Contractor agrees to carry out all appropriate mechanisms to ensure compliance with 49 CFR Part 26 program requirements by all program participants, including monitoring of payments.

This project requires the following method to be utilized in tracking payments:

The Monthly Payment Report, found later in this section, is required to be submitted on a monthly basis throughout the entirety of the project. This report monitors the payments by providing a running tally of actual DBE attainments and compares this to the commitments. This report is submitted monthly throughout the entirety of the project.

The Disadvantaged Business Enterprise (DBE) Participation Summary Form, must be completed and signed by the DBE firm and Prime Contractor upon completion of the project. The intent of this form is to confirm total payments made to DBE firms.

or

Each sub-Contractor, supplier must electronically acknowledge payments from the prime prior to the submission of the next pay application.

The following language in this section was taken from various sections of 49 CFR Part 26 titled Participation by Disadvantaged Business Enterprises in Department of Transportation Financial Assistance Programs. They are not intended to be all encompassing, nor a comprehensive reiteration of the regulation.

- A. The Sponsor has established a Disadvantaged Business Enterprise (DBE) program in accordance with regulations of the U.S. Department of Transportation (DOT), 49 CFR Part 26. The Sponsor has received, or will receive, Federal financial assistance from the Department of Transportation, and as a condition of receiving this assistance, the Sponsor has signed an assurance that it will comply with 49 CFR Part 26.

It is the policy of the Sponsor to ensure that DBEs as defined in part 26, have an equal opportunity to receive and participate in DOT-assisted contracts. It is also the policy of the Sponsor:

1. To ensure nondiscrimination in the award and administration of DOT – assisted contracts;
2. To create a level playing field on which DBEs can compete fairly for DOT-assisted contracts;
3. To ensure that the DBE Program is narrowly tailored in accordance with applicable law;
4. To ensure that only firms that fully meet 49 CFR Part 26 eligibility standards are permitted to participate as DBEs;
5. To help remove barriers to the participation of DBEs in DOT assisted contracts;

6. To promote the use of DBEs in all types of federally-assisted contracts and procurement activities;
 7. To assist the development of firms that can compete successfully in the market place outside the DBE Program; and
 8. To make appropriate use of the flexibility afforded to recipients of Federal financial assistance in establishing and providing opportunities for DBEs.
- B. The obligation of the bidder is to make good faith efforts. The bidder can demonstrate that it has done so either by meeting the contract goal or documenting good faith efforts. Examples of good faith efforts are found in Appendix A to Part 26. Determination whether the bidder has made a good faith effort will be made by the Sponsor's DBE Liaison Officer. The Contractor's DBE Plan must be acceptable to the Sponsor before entering into a contract with the bidder.

Guidance pertaining to good faith efforts is provided in Appendix A to 49 CFR Part 26. In general, the bidder must demonstrate that they have taken all necessary and reasonable steps to achieve the identified DBE goal. The bidder should adequately document all such efforts, including contacts of DBE firms that are not interested.

Good Faith Efforts:

Bidder must demonstrate that they made good faith efforts to achieve participation with DBE firms. This requires that the bidder show that it took all necessary and reasonable steps to secure participation by certified DBE firms. Mere pro forma efforts will not be considered as a good faith effort.

Such actions constituting evidence of good faith efforts include but are not limited to:

- Soliciting DBE participation through all reasonable and available means. This may include but not limited to phone, emails, social media, public advertisements, outreach to known certified DBE firms.
 - Researching the state's DBE directories to obtain a list of certified DBE firms.
 - Selecting portions of work that increases the likelihood that DBE firms will be available to participate.
 - Providing DBE firms with sufficient information and time to review the project plans and specifications.
 - Documenting all contacts with DBE firms. This includes name, address, phone number, date of contact and record of conversation/negotiation.
- C. Within 5 days of being informed by the Airport that it is not responsive because it has not documented sufficient good faith efforts, a bidder may request administrative reconsideration. Bidder/offerors should make this request in writing to the Sponsor's reconsideration official. The reconsideration official will not have played any role in the original determination that the bidder did not document sufficient good faith efforts. Bidder/offerors should make this request in writing to:
- Name, Address, email.

As part of this reconsideration, the bidder/offeror will have the opportunity to provide written documentation or argument concerning the issue of whether it met the goal or

made adequate good faith efforts to do so. The bidder/offeror will have the opportunity to meet in person with the reconsideration official to discuss the issue of whether it met the goal or made adequate good faith efforts to do. We will send the bidder/offeror a written decision on reconsideration, explaining the basis for finding that the bidder did or did not meet the goal or make adequate good faith efforts to do so. The result of the reconsideration process is not administratively appealable to the Department of Transportation.

- D. Termination of DBE Subcontracts (49 CFR § 26.53(f))** – The prime Contractor must not terminate a DBE subcontractor listed in response to the Contractor's DBE Plan and DBE Letter of Intent Forms (or an approved substitute DBE firm) without prior written consent of the Owner. This includes, but is not limited to, instances in which the prime Contractor seeks to perform work originally designated for a DBE subcontractor with its own forces or those of an affiliate, a non-DBE firm, or with another DBE firm.

The prime Contractor shall utilize the specific DBEs listed to perform the work and supply the materials for which each is listed unless the Contractor obtains written consent the Owner. Unless the Owner consent is provided, the prime Contractor shall not be entitled to any payment for work or material unless it is performed or supplied by the listed DBE.

The Owner may provide such written consent only if the Owner agrees, for reasons stated in the concurrence document, that the prime Contractor has good cause to terminate the DBE firm. For purposes of this paragraph, good cause includes the circumstances listed in 49 CFR §26.53.

Before transmitting to the Owner its request to terminate and/or substitute a DBE subcontractor, the prime Contractor must give notice in writing to the DBE subcontractor, with a copy to the Owner, of its intent to request to terminate and/or substitute, and the reason for the request.

The prime Contractor must give the DBE five days to respond to the prime Contractor's notice and advise the Owner and the Contractor of the reasons, if any, why it objects to the proposed termination of its subcontract and why the Owner should not approve the prime Contractor's action. If required in a particular case as a matter of public necessity (e.g., safety), the Owner may provide a response period shorter than five days.

In addition to post-award terminations, the provisions of this section apply to preaward deletions of or substitutions for DBE firms put forward by offerors in negotiated procurements.

The Airport will require a Contractor to make good faith efforts to replace a DBE that is terminated or has otherwise failed to complete its work on a contract with another certified DBE. These good faith efforts shall be directed at finding another DBE to perform at least the same amount of work under the contract as the DBE that was terminated, to the extent needed to meet the contract goal that we established for the procurement. The good faith efforts shall be documented by the Contractor. If we request documentation from the Contractor under this provision, the Contractor shall submit the documentation to us within 7 days, which may be extended for an additional 7 days if necessary at the request of the Contractor, and the recipient shall provide a written

determination to the Contractor stating whether or not good faith efforts have been demonstrated.

As stated in Contract Assurance § 26.13, failure by the Contractor to carry out the requirements of this part is a material breach of the contract and may result in the termination of the contract or such other remedies set forth in that section that we deem appropriate if the prime Contractor fails to comply with the requirements of this section.

If the Contractor fails or refuses to comply in the time specified, our contracting office will issue an order stopping all or part of payment/work until satisfactory action has been taken. If the Contractor still fails to comply, the contracting officer may issue a termination for default proceeding.

- E. The sponsor will require the Contractor to maintain records and documents of payments to DBEs for three years following the performance of the contract. These records will be made available for inspection upon request by any authorized representative of the Sponsor or DOT. This reporting requirement also extends to any certified DBE subContractor.

- F. Fostering Small Business Participation (49 CFR Part 26, §26.39).

The Sponsor has determined that an SBE program is not feasible for this Contract.

A13 DISTRACTED DRIVING

TEXTING WHEN DRIVING

In accordance with Executive Order 13513, “Federal Leadership on Reducing Text Messaging While Driving”, (10/1/2009) and DOT Order 3902.10, “Text Messaging While Driving”, (12/30/2009), the Federal Aviation Administration encourages recipients of Federal grant funds to adopt and enforce safety policies that decrease crashes by distracted drivers, including policies to ban text messaging while driving when performing work related to a grant or subgrant.

In support of this initiative, the Owner encourages the Contractor to promote policies and initiatives for its employees and other work personnel that decrease crashes by distracted drivers, including policies that ban text messaging while driving motor vehicles while performing work activities associated with the project. The Contractor must include the substance of this clause in all sub-tier contracts exceeding \$10,000 that involve driving a motor vehicle in performance of work activities associated with the project.

A14 PROHIBITION ON CERTAIN TELECOMMUNICATIONS AND VIDEO SURVEILLANCE SERVICES OR EQUIPMENT

Contractor and SubContractor agree to comply with mandatory standards and policies relating to use and procurement of certain telecommunications and video surveillance services or equipment in compliance with the National Defense Authorization Act [Public Law 115-232 § 889(f)(1)].

A16 EQUAL EMPLOYMENT OPPORTUNITY (EEO)

EQUAL OPPORTUNITY CLAUSE

During the performance of this contract, the Contractor agrees as follows:

- (1) The Contractor will not discriminate against any employee or applicant for employment because of race, color, religion, sex, sexual orientation, gender identity, or national origin. The Contractor will take affirmative action to ensure that applicants are employed, and that employees are treated during employment, without regard to their race, color, religion, sex, sexual orientation, gender identity, or national origin. Such action shall include, but not be limited to, the following: employment, upgrading, demotion, or transfer; recruitment or recruitment advertising; layoff, or termination; rates of pay or other forms of compensation; and selection for training, including apprenticeship. The Contractor agrees to post in conspicuous places, available to employees and applicants for employment, notices to be provided setting forth the provisions of this nondiscrimination clause.
- (2) The Contractor will, in all solicitations or advertisements for employees placed by or on behalf of the Contractor, state that all qualified applicants will receive consideration for employment without regard to race, color, religion, sex, sexual orientation, gender identity, or national origin.
- (3) The contractor will not discharge or in any other manner discriminate against any employee or applicant for employment because such employee or applicant has inquired about, discussed, or disclosed the compensation of the employee or applicant or another employee or applicant. This provision shall not apply to instances in which an employee who has access to the compensation information of other employees or applicants as a part of such employee's essential job functions discloses the compensation of such other employees or applicants to individuals who do not otherwise have access to such information, unless such disclosure is in response to a formal complaint or charge, in furtherance of an investigation, proceeding, hearing, or action, including an investigation conducted by the employer, or is consistent with the contractor's legal duty to furnish information.
- (4) The Contractor will send to each labor union or representative of workers with which it has a collective bargaining agreement or other contract or understanding, a notice to be provided by the agency contracting officer, advising the labor union or workers' representative of the Contractor's commitments under this section 202 of Executive Order 11246 of September 24, 1965, and shall post copies of the notice in conspicuous places available to employees and applicants for employment.
- (5) The Contractor will comply with all provisions of Executive Order 11246 of September 24, 1965, and of the rules, regulations, and relevant orders of the Secretary of Labor.
- (6) The Contractor will furnish all information and reports required by Executive Order 11246 of September 24, 1965, and by the rules, regulations, and orders of the Secretary of Labor, or pursuant thereto, and will permit access to his books, records, and accounts by the contracting agency and the Secretary of Labor for purposes of investigation to ascertain compliance with such rules, regulations, and orders.
- (7) In the event of the Contractor's noncompliance with the nondiscrimination clauses of this contract or with any such rules, regulations, or orders, this contract may be

canceled, terminated, or suspended in whole or in part and the Contractor may be declared ineligible for further Government contracts in accordance with procedures authorized in Executive Order 11246 of September 24, 1965, and such other sanctions may be imposed and remedies invoked as provided in Executive Order 11246 of September 24, 1965, or by rule, regulation, or order of the Secretary of Labor, or as otherwise provided by law.

- (8) The Contractor will include the provisions of paragraphs (1) through (8) in every subcontract or purchase order unless exempted by rules, regulations, or orders of the Secretary of Labor issued pursuant to section 204 of Executive Order 11246 of September 24, 1965, so that such provisions will be binding upon each subcontractor or vendor. The Contractor will take such action with respect to any subcontract or purchase order as may be directed by the Secretary of Labor as a means of enforcing such provisions, including sanctions for noncompliance: Provided, however, that in the event the contractor becomes involved in, or is threatened with, litigation with a subcontractor or vendor as a result of such direction, the Contractor may request the United States to enter into such litigation to protect the interests of the United States.

STANDARD FEDERAL EQUAL EMPLOYMENT OPPORTUNITY CONSTRUCTION CONTRACT SPECIFICATIONS

1. As used in these specifications:
 - a. “Covered area” means the geographical area described in the solicitation from which this contract resulted;
 - b. “Director” means Director, Office of Federal Contract Compliance Programs (OFCCP), U.S. Department of Labor, or any person to whom the Director delegates authority;
 - c. “Employer identification number” means the Federal social security number used on the Employer’s Quarterly Federal Tax Return, U.S. Treasury Department Form 941;
 - d. “Minority” includes:
 - (1) Black (all persons having origins in any of the Black African racial groups not of Hispanic origin);
 - (2) Hispanic (all persons of Mexican, Puerto Rican, Cuban, Central or South American, or other Spanish culture or origin, regardless of race);
 - (3) Asian and Pacific Islander (all persons having origins in any of the original peoples of the Far East, Southeast Asia, the Indian Subcontinent, or the Pacific Islands); and
 - (4) American Indian or Alaskan native (all persons having origins in any of the original peoples of North America and maintaining identifiable tribal affiliations through membership and participation or community identification).

2. Whenever the Contractor, or any subcontractor at any tier, subcontracts a portion of the work involving any construction trade, it shall physically include in each subcontract in excess of \$10,000 the provisions of these specifications and the Notice which contains the applicable goals for minority and female participation and which is set forth in the solicitations from which this contract resulted.
3. If the Contractor is participating (pursuant to 41 CFR part 60-4.5) in a Hometown Plan approved by the U.S. Department of Labor in the covered area either individually or through an association, its affirmative action obligations on all work in the Plan area (including goals and timetables) shall be in accordance with that Plan for those trades which have unions participating in the Plan. Contractors must be able to demonstrate their participation in and compliance with the provisions of any such Hometown Plan. Each Contractor or subcontractor participating in an approved plan is individually required to comply with its obligations under the EEO clause and to make a good faith effort to achieve each goal under the Plan in each trade in which it has employees. The overall good faith performance by other Contractors or subcontractors toward a goal in an approved Plan does not excuse any covered Contractor's or subcontractor's failure to take good faith efforts to achieve the Plan goals and timetables.
4. The Contractor shall implement the specific affirmative action standards provided in paragraphs 7a through 7p of these specifications. The goals set forth in the solicitation from which this contract resulted are expressed as percentages of the total hours of employment and training of minority and female utilization the Contractor should reasonably be able to achieve in each construction trade in which it has employees in the covered area. Covered construction Contractors performing construction work in a geographical areas where they do not have a Federal or federally assisted construction contract shall apply the minority and female goals established for the geographical area where the work is being performed. Goals are published periodically in the Federal Register in notice form, and such notices may be obtained from any Office of Federal Contract Compliance Programs office or from Federal procurement contracting officers. The Contractor is expected to make substantially uniform progress in meeting its goals in each craft during the period specified.
5. Neither the provisions of any collective bargaining agreement, nor the failure by a union with whom the Contractor has a collective bargaining agreement, to refer either minorities or women shall excuse the Contractor's obligations under these specifications, Executive Order 11246, or the regulations promulgated pursuant thereto.
6. In order for the nonworking training hours of apprentices and trainees to be counted in meeting the goals, such apprentices and trainees must be employed by the Contractor during the training period, and the Contractor must have made a commitment to employ the apprentices and trainees at the completion of their training, subject to the availability of employment opportunities. Trainees must be trained pursuant to training programs approved by the U.S. Department of Labor.
7. The Contractor shall take specific affirmative actions to ensure equal employment opportunity. The evaluation of the Contractor's compliance with these specifications shall be based upon its effort to achieve maximum results from its actions. The Contractor shall document these efforts fully, and shall implement affirmative action steps at least as extensive as the following:

- a. Ensure and maintain a working environment free of harassment, intimidation, and coercion at all sites, and in all facilities at which the Contractor's employees are assigned to work. The Contractor, where possible, will assign two or more women to each construction project. The Contractor shall specifically ensure that all foremen, superintendents, and other onsite supervisory personnel are aware of and carry out the Contractor's obligation to maintain such a working environment, with specific attention to minority or female individuals working at such sites or in such facilities.
- b. Establish and maintain a current list of minority and female recruitment sources, provide written notification to minority and female recruitment sources and to community organizations when the Contractor or its unions have employment opportunities available, and maintain a record of the organizations' responses.
- c. Maintain a current file of the names, addresses, and telephone numbers of each minority and female off-the-street applicant and minority or female referral from a union, a recruitment source, or community organization and of what action was taken with respect to each such individual. If such individual was sent to the union hiring hall for referral and was not referred back to the Contractor by the union or, if referred, not employed by the Contractor, this shall be documented in the file with the reason therefor, along with whatever additional actions the Contractor may have taken.
- d. Provide immediate written notification to the Director when the union or unions with which the Contractor has a collective bargaining agreement has not referred to the Contractor a minority person or woman sent by the Contractor, or when the Contractor has other information that the union referral process has impeded the Contractor's efforts to meet its obligations.
- e. Develop on-the-job training opportunities and/or participate in training programs for the area which expressly include minorities and women, including upgrading programs and apprenticeship and trainee programs relevant to the Contractor's employment needs, especially those programs funded or approved by the Department of Labor. The Contractor shall provide notice of these programs to the sources compiled under 7b above.
- f. Disseminate the Contractor's EEO policy by providing notice of the policy to unions and training programs and requesting their cooperation in assisting the Contractor in meeting its EEO obligations; by including it in any policy manual and collective bargaining agreement; by publicizing it in the company newspaper, annual report, etc.; by specific review of the policy with all management personnel and with all minority and female employees at least once a year; and by posting the company EEO policy on bulletin boards accessible to all employees at each location where construction work is performed.
- g. Review, at least annually, the company's EEO policy and affirmative action obligations under these specifications with all employees having any responsibility for hiring, assignment, layoff, termination, or other employment decisions including specific review of these items with onsite supervisory personnel such as superintendents, general foremen, etc., prior to the initiation of construction work at any job site. A written record shall be made and maintained identifying the time

and place of these meetings, persons attending, subject matter discussed, and disposition of the subject matter.

- h. Disseminate the Contractor's EEO policy externally by including it in any advertising in the news media, specifically including minority and female news media, and providing written notification to and discussing the Contractor's EEO policy with other Contractors and subContractors with whom the Contractor does or anticipates doing business.
 - i. Direct its recruitment efforts, both oral and written, to minority, female, and community organizations, to schools with minority and female students and to minority and female recruitment and training organizations serving the Contractor's recruitment area and employment needs. Not later than one month prior to the date for the acceptance of applications for apprenticeship or other training by any recruitment source, the Contractor shall send written notification to organizations such as the above, describing the openings, screening procedures, and tests to be used in the selection process.
 - j. Encourage present minority and female employees to recruit other minority persons and women and, where reasonable, provide after school, summer, and vacation employment to minority and female youth both on the site and in other areas of a Contractor's work force.
 - k. Validate all tests and other selection requirements where there is an obligation to do so under 41 CFR part 60-3.
 - l. Conduct, at least annually, an inventory and evaluation at least of all minority and female personnel, for promotional opportunities and encourage these employees to seek or to prepare for, through appropriate training, etc., such opportunities.
 - m. Ensure that seniority practices, job classifications, work assignments, and other personnel practices do not have a discriminatory effect by continually monitoring all personnel and employment related activities to ensure that the EEO policy and the Contractor's obligations under these specifications are being carried out.
 - n. Ensure that all facilities and company activities are nonsegregated except that separate or single-user toilet and necessary changing facilities shall be provided to assure privacy between the sexes.
 - o. Document and maintain a record of all solicitations of offers for subcontracts from minority and female construction Contractors and suppliers, including circulation of solicitations to minority and female Contractor associations and other business associations.
 - p. Conduct a review, at least annually, of all supervisor's adherence to and performance under the Contractor's EEO policies and affirmative action obligations.
8. Contractors are encouraged to participate in voluntary associations, which assist in fulfilling one or more of their affirmative action obligations (7a through 7p). The efforts of a Contractor association, joint Contractor-union, Contractor-community, or

other similar group of which the Contractor is a member and participant may be asserted as fulfilling any one or more of its obligations under 7a through 7p of these specifications provided that the Contractor actively participates in the group, makes every effort to assure that the group has a positive impact on the employment of minorities and women in the industry, ensures that the concrete benefits of the program are reflected in the Contractor's minority and female workforce participation, makes a good faith effort to meet its individual goals and timetables, and can provide access to documentation which demonstrates the effectiveness of actions taken on behalf of the Contractor. The obligation to comply, however, is the Contractor's and failure of such a group to fulfill an obligation shall not be a defense for the Contractor's noncompliance.

9. A single goal for minorities and a separate single goal for women have been established. The Contractor, however, is required to provide equal employment opportunity and to take affirmative action for all minority groups, both male and female, and all women, both minority and non-minority. Consequently, the Contractor may be in violation of the Executive Order if a particular group is employed in a substantially disparate manner (for example, even though the Contractor has achieved its goals for women generally, the Contractor may be in violation of the Executive Order if a specific minority group of women is underutilized).
10. The Contractor shall not use the goals and timetables or affirmative action standards to discriminate against any person because of race, color, religion, sex, sexual orientation, gender identity, or national origin.
11. The Contractor shall not enter into any subcontract with any person or firm debarred from Government contracts pursuant to Executive Order 11246.
12. The Contractor shall carry out such sanctions and penalties for violation of these specifications and of the Equal Opportunity Clause, including suspension, termination, and cancellation of existing subcontracts as may be imposed or ordered pursuant to Executive Order 11246, as amended, and its implementing regulations, by the Office of Federal Contract Compliance Programs. Any Contractor who fails to carry out such sanctions and penalties shall be in violation of these specifications and Executive Order 11246, as amended.
13. The Contractor, in fulfilling its obligations under these specifications, shall implement specific affirmative action steps, at least as extensive as those standards prescribed in paragraph 7 of these specifications, so as to achieve maximum results from its efforts to ensure equal employment opportunity. If the Contractor fails to comply with the requirements of the Executive Order, the implementing regulations, or these specifications, the Director shall proceed in accordance with 41 CFR part 60-4.8.
14. The Contractor shall designate a responsible official to monitor all employment related activity to ensure that the company EEO policy is being carried out, to submit reports relating to the provisions hereof as may be required by the Government, and to keep records. Records shall at least include for each employee, the name, address, telephone numbers, construction trade, union affiliation if any, employee identification number when assigned, social security number, race, sex, status (e.g., mechanic, apprentice, trainee, helper, or laborer), dates of changes in status, hours worked per week in the indicated trade, rate of pay, and locations at which the work was performed. Records

shall be maintained in an easily understandable and retrievable form; however, to the degree that existing records satisfy this requirement, Contractors shall not be required to maintain separate records.

15. Nothing herein provided shall be construed as a limitation upon the application of other laws which establish different standards of compliance or upon the application of requirements for the hiring of local or other area residents (e.g. those under the Public Works Employment Act of 1977 and the Community Development Block Grant Program).

A17 FEDERAL FAIR LABOR STANDARDS ACT (FEDERAL MINIMUM WAGE)

SOLICITATION CLAUSE

All contracts and subcontracts that result from this solicitation incorporate by reference the provisions of 29 CFR part 201, the Federal Fair Labor Standards Act (FLSA), with the same force and effect as if given in full text. The FLSA sets minimum wage, overtime pay, recordkeeping, and child labor standards for full and part-time workers.

The Contractor has full responsibility to monitor compliance to the referenced statute or regulation. The Contractor must address any claims or disputes that arise from this requirement directly with the U.S. Department of Labor – Wage and Hour Division.

A18 LOBBYING AND INFLUENCING FEDERAL EMPLOYEES

NOTE: Certification is included in the PROPOSAL.

A19 PROHIBITION of SEGREGATED FACILITIES

PROHIBITION OF SEGREGATED FACILITIES

- (a) The Contractor agrees that it does not and will not maintain or provide for its employees any segregated facilities at any of its establishments, and that it does not and will not permit its employees to perform their services at any location under its control where segregated facilities are maintained. The Contractor agrees that a breach of this clause is a violation of the Equal Employment Opportunity clause in this contract.
- (b) “Segregated facilities,” as used in this clause, means any waiting rooms, work areas, rest rooms and wash rooms, restaurants and other eating areas, time clocks, locker rooms and other storage or dressing areas, parking lots, drinking fountains, recreation or entertainment areas, transportation, and housing facilities provided for employees that are segregated by explicit directive or are in fact segregated on the basis of race, color, religion, sex, sexual orientation, gender identity, or national origin because of written or oral policies or employee custom. The term does not include separate or single-user rest rooms or necessary dressing or sleeping areas provided to assure privacy between the sexes.
- (c) The Contractor shall include this clause in every subcontract and purchase order that is subject to the Equal Employment Opportunity clause of this contract .

A20 OCCUPATIONAL SAFETY AND HEALTH ACT OF 1970

CONTRACT CLAUSE

All contracts and subcontracts that result from this solicitation incorporate by reference the requirements of 29 CFR Part 1910 with the same force and effect as if given in full text. The employer must provide a work environment that is free from recognized hazards that may cause death or serious physical harm to the employee. The employer retains full responsibility to monitor its compliance and their subcontractor's compliance with the applicable requirements of the Occupational Safety and Health Act of 1970 (29 CFR Part 1910). The employer must address any claims or disputes that pertain to a referenced requirement directly with the U.S. Department of Labor – Occupational Safety and Health Administration.

A21 PROCUREMENT OF RECOVERED MATERIALS

A22 RIGHT TO INVENTIONS

A23 SEISMIC SAFETY

A24 TAX DELINQUENCY AND FELONY CONVICTIONS

NOTE: Certification is included in the PROPOSAL.

A25 TERMINATION OF CONTRACT

TERMINATION FOR CONVENIENCE (CONSTRUCTION & EQUIPMENT CONTRACTS)

The Owner may terminate this contract in whole or in part at any time by providing written notice to the Contractor. Such action may be without cause and without prejudice to any other right or remedy of Owner. Upon receipt of a written notice of termination, except as explicitly directed by the Owner, the Contractor shall immediately proceed with the following obligations regardless of any delay in determining or adjusting amounts due under this clause:

1. Contractor must immediately discontinue work as specified in the written notice.
2. Terminate all subcontracts to the extent they relate to the work terminated under the notice.
3. Discontinue orders for materials and services except as directed by the written notice.
4. Deliver to the Owner all fabricated and partially fabricated parts, completed and partially completed work, supplies, equipment and materials acquired prior to termination of the work, and as directed in the written notice.
5. Complete performance of the work not terminated by the notice.
6. Take action as directed by the Owner to protect and preserve property and work related to this contract that Owner will take possession.

Owner agrees to pay Contractor for:

- 1) completed and acceptable work executed in accordance with the contract documents prior to the effective date of termination;

- 2) documented expenses sustained prior to the effective date of termination in performing work and furnishing labor, materials, or equipment as required by the contract documents in connection with uncompleted work;
- 3) reasonable and substantiated claims, costs, and damages incurred in settlement of terminated contracts with SubContractors and Suppliers; and
- 4) reasonable and substantiated expenses to the Contractor directly attributable to Owner's termination action.

Owner will not pay Contractor for loss of anticipated profits or revenue or other economic loss arising out of or resulting from the Owner's termination action.

The rights and remedies this clause provides are in addition to any other rights and remedies provided by law or under this contract.

TERMINATION FOR CAUSE DEFAULT (CONSTRUCTION)

Section 80-09 of FAA Advisory Circular 150/5370-10 establishes conditions, rights, and remedies associated with Owner termination of this contract due to default of the Contractor.

A26 TRADE RESTRICTION CERTIFICATION

NOTE: Certification is included in the PROPOSAL.

A27 VETERAN'S PREFERENCE

VETERAN'S PREFERENCE

In the employment of labor (excluding executive, administrative, and supervisory positions), the Contractor and all sub-tier Contractors must give preference to covered veterans as defined within Title 49 United States Code Section 47112. Covered veterans include Vietnam-era veterans, Persian Gulf veterans, Afghanistan-Iraq war veterans, disabled veterans, and small business concerns (as defined by 15 USC § 632) owned and controlled by disabled veterans. This preference only applies when there are covered veterans readily available and qualified to perform the work to which the employment relates.

A28 DOMESTIC PREFERENCES FOR PROCUREMENTS

CERTIFICATION REGARDING DOMESTIC PREFERENCES FOR PROCUREMENTS

NOTE: Certification is included in the PROPOSAL.

SP 90-12 Security for construction warranty. The Contractor shall upon final acceptance of the work, furnish a bond to the Owner in a penal sum equal to five percent (5%) of the amount of the Contract price, executed by a surety company authorized by the Department of Insurance of the State of to execute such a bond in this State, and which bond shall be approved as to form and manner of execution by the Owner's attorney. This bond shall be conditioned for the faithful performance by the said Contractor of the conditions and stipulations of the subsection titled ACCEPTANCE AND FINAL PAYMENT of this section, thereof relating to maintenance and repair, for a period of one (1) year from the date of the final acceptance of the work. In default of the filing of such bond, a sum of money equal to said five percent

(5%) may be retained out of any monies due to the Contractor and be held for one (1) year, or until the bond above described is filed.

For Contractors who have elected to set up an escrow account, they may elect to maintain the escrow account for a period of one (1) year from the date of final acceptance of the work in lieu of providing a bond for security of guarantee as described above.

MONTHLY PAYMENT REPORT
(MUST BE SUBMITTED BY THE 10TH OF EACH MONTH UNTIL PROJECT COMPLETION)

Name of Contractor’s Firm: _____

Project Name/Location: _____

FAA AIP Project No.: _____

SubContractor/DBE Supplier Name*	DBE Y/N	SubContractor Contract Amount	Pay App #	Payment Period Date (From- To)	Amount Invoiced To Date	Amount Paid To Date	Current Retainage Amount	Total Retainage	Previous Payment Amount	Previous Payment Date	Total Payment Amount to Date

*ALL SubContractors Must Be Listed – ONLY DBE Suppliers Must Be Listed

Signature of Contractor’s Representative

Print Contractor’s Representative

Date

SUBCONTRACTOR'S PROMPT PAYMENT CERTIFICATION

NOTE: Each Contractor shall provide a copy of this form to each of their SubContractors (DBE and non-DBE) that are working on or has worked on this project. This certification applies to all tier SubContractors. A completed copy of this form shall be submitted to the Sponsor's representative, the Prime Contractor and the Contractor you are working for at least 7 days prior to an application for payment. Any SubContractor failing to submit a copy of this form shall be cause for the Sponsor's representative to delay the payment application. Reference Section 70-21, Item 12 for information on 49 CFR §26.29 with regard to Prompt Payment.

Should a SubContractor indicate that they have not received payment for work they performed in which their Contractor has received payment, the Sponsor shall withhold the delinquent amount indicated unless the Contractor received written approval from the Sponsor of the Contractor's written request justifying withholding payment from the SubContractor.

Project Title: _____

Airport Name: _____

AIP No.: _____

Company Name: _____

Company Address: _____

_____ Contact Phone No.: _____

Contractor's Name you subcontract to: _____

1. Have you performed work on this project within the last 30 days? Yes ___ No ___

2. Has the work you performed within the last 30 days been completed and accepted by the RPR?
Yes ___ No ___ Not sure ___

3. Have you been paid by the Contractor you subcontracted with for the work you performed?
Yes ___ No ___

4. Estimated value of work performed in which you did not receive payment: \$ _____

5. Have you completed all work that you are required to perform on this contract? Yes ___ No ___

Written Name of SubContractor's Rep. _____

Signature: _____ Date: _____

DISADVANTAGED BUSINESS ENTERPRISE DBE PARTICIPATION SUMMARY

(Submit one form for each DBE Firm.)

Airport Name: _____ **AIP No.** _____

Project Name: _____

Contractor: _____

Address: _____

City: _____ **State:** _____ **Zip:** _____

Contact Name: _____ **Phone:** _____

Email: _____

DBE Firm: _____

Address: _____

City: _____ **State:** _____ **Zip:** _____

Contact Name: _____ **Phone:** _____

Email: _____

Each DBE Firm shall submit evidence (such as a photocopy) of their certification status.

Classification:

☐ Prime Contractor

☐ Supplier/Dealer

☐ Manufacturer

☐ Supplier/Distributor

☐ SubContractor

☐ Joint Venture

☐ Black American

☐ Asian-Pacific American

☐ Hispanic American

☐ Non-Minority Women

**Disadvantaged Group
(check one):**

☐ Native American

☐ Subcontinent Asian American

☐ Other (Please specify): _____

Summary of work performed:

Description of work	NAICS	Amount Paid to DBE

Contractor's Affirmation:

The Contractor utilized the above-named DBE Firm for the work items described above.

Initial Contract Amount: _____ **Difference:** _____

Explanation of Difference: (Additional documentation may be requested)

Contractor's Signature

Title

Date

DBE Firm's Affirmation:

The above-named DBE Firm affirms that it has performed the work it was contracted to perform, as listed above and was paid in full as stated above.

DBE Firm's Signature

Title

Date

Special Provisions

SP-41

SMALL BUSINESS PARTICIPATION PLAN	
Sponsor's Name:	
Airport Name:	
City, State:	
AIP Number:	
Federal Fiscal Year:	

In accordance with 49 CFR Part 26, §26.39, the following detailed list shall be completed by the Contractor for construction work items and professional services work items to be performed by all subContractors and suppliers which will be involved in the work that qualify as a Small Business, whether registered as such, or not. The firms listed do not have to be certified DBE firms. This form shall be filled out and submitted to the Sponsor prior to the start of construction.

Small Business Firms to be Utilized (Name, Address, Phone)		Work to be Performed	Total Estimated Cost of Work
Name			
Address			
City, State, Zip			
Telephone			
Is the Firm DBE?	<input type="checkbox"/> Yes <input type="checkbox"/> No		
Name			
Address			
City, State, Zip			
Telephone			
Is the Firm DBE?	<input type="checkbox"/> Yes <input type="checkbox"/> No		
Name			
Address			
City, State, Zip			
Telephone			
Is the Firm DBE?	<input type="checkbox"/> Yes <input type="checkbox"/> No		

SMALL BUSINESS PARTICIPATION PLAN
(cont'd)

Name			
Address			
City, State, Zip			
Telephone			
Is the Firm DBE?	<input type="checkbox"/> Yes <input type="checkbox"/> No		
Name			
Address			
City, State, Zip			
Telephone			
Is the Firm DBE?	<input type="checkbox"/> Yes <input type="checkbox"/> No		
Name			
Address			
City, State, Zip			
Telephone			
Is the Firm DBE?	<input type="checkbox"/> Yes <input type="checkbox"/> No		
Name			
Address			
City, State, Zip			
Telephone			
Is the Firm DBE?	<input type="checkbox"/> Yes <input type="checkbox"/> No		

(The Contractor may duplicate this form as necessary if additional space is required.)

The undersigned hereby assures that the information included herein is true and correct to the best of his/her knowledge, and that it is your intent to utilize these small business firm(s) listed for the work items noted.

By: _____ (Contractor's Signature) _____ (Title)

_____ (Contractor's Printed Name) _____ (Date)

Equal Employment Opportunity is THE LAW

Private Employers, State and Local Governments, Educational Institutions, Employment Agencies and Labor Organizations

Applicants to and employees of most private employers, state and local governments, educational institutions, Employment agencies, and labor organizations are protected under Federal law from discrimination on the following bases.

RACE, COLOR, RELIGION, SEX, NATIONAL ORIGIN

Title VII of the Civil Rights Act of 1964, as amended, protects applicants and employees from discrimination in hiring, promotion, discharge, pay, fringe benefits, job training, classification, referral, and other aspects of employment, on the basis of race, color, religion, sex (including pregnancy), or national origin. Religious discrimination includes failing to reasonably accommodate an employee's religious practices where the accommodation does not impose undue hardship.

DISABILITIES

Title I and Title V of the Americans with Disabilities Act of 1990, as amended, protect qualified individuals from discrimination on the basis of disability in hiring, promotion, discharge, pay, fringe benefits, job training, classification, referral, and other aspects of employment. Disability discrimination includes not making reasonable accommodation to the known physical or mental limitations of an otherwise qualified individual with a disability who's is an applicant or employee, barring undue hardship.

AGE

The Age Discrimination in Employment Act of 1967, as amended, protects applicants and employees 40 years of age or older from discrimination based on age in hiring, promotion, discharge, pay, fringe benefits, job training, classification, referral, and other aspects of employment.

SEX (WAGES)

In addition to sex discrimination prohibited by Title VII of the Civil Rights Act, as amended, the Equal Pay Act of 1963, as amended, prohibits sex discrimination in payment of wages to women and men performing substantially equal work jobs that require equal skill, effort, and responsibility, under similar working conditions, in the same establishment.

GENETICS

Title II of the Genetic Information Nondiscrimination Act of 2008 protects applicants and employees from discrimination based on genetic information in hiring, promotion, discharge, pay, fringe benefits, job training, classification, referral, and other aspects of employment. GINA also restricts employers' acquisition of genetic information and strictly limits disclosure of genetic information. Genetic information includes information about genetic tests of applicants, employees, or their family members; the manifestation of diseases or disorders in family members (family medical history); and requests for or receipt of genetic services by applicants, employees, or their family members.

RETALIATION

All of these Federal laws prohibit covered entities from retaliating against a person who files a charge of discrimination, participates in a discrimination proceeding, or otherwise opposes an unlawful employment practice.

WHAT TO DO IF YOU BELIEVE DISCRIMINATION HAS OCCURRED

There are strict time limits for filing charges of employment discrimination. To preserve the ability of EEOC to act on your behalf and to protect your right to file a private lawsuit, should you ultimately need to, you should contact EEOC promptly when discrimination is suspected:

The U.S. Equal Employment Opportunity Commission (EEOC), 1-800-669-4000 (toll-free) or 1-800-669-6820 (toll-free TTY number for individuals with hearing impairments). EEOC field office information is available at www.eeoc.gov or in most telephone directories in the U.S. Government or Federal Government section. Additional information about EEOC, including information about charge filing, is available at www.eeoc.gov.

Employers Holding Federal Contracts or Subcontracts

Applicants to and employees of companies with a Federal government contract or subcontract, are protected under Federal law from discrimination on the following bases.

RACE, COLOR, RELIGION, SEX, NATIONAL ORIGIN

Executive Order 11246, as amended, prohibits job discrimination on the basis of race, color, religion, sex or national origin, and requires affirmative action to ensure equality of opportunity in all aspects of employment.

INDIVIDUALS WITH DISABILITIES

Section 503 of the Rehabilitation Act of 1973, as amended, protects qualified individuals from discrimination on the basis of disability in hiring, promotion, discharge, pay, fringe benefits, job training, classification, referral, and other aspects of employment. Disability discrimination includes not making reasonable accommodation to the known physical or mental limitations of an otherwise qualified employee, barring undue hardship. Section 503 also requires that Federal Contractors take affirmative action to employ and advance in employment qualified individuals with disabilities at all levels of employment, including the executive level.

DISABLED, RECENTLY SEPARATED, OTHER PROTECTED, AND ARMED FORCES SERVICE MEDAL VETERANS

The Vietnam Era Veterans' Readjustment Assistance Act of 1974, as amended, 38 U.S.C. 4212, prohibits job discrimination and requires affirmative action to employ and advance in employment disabled veterans, recently separated veterans (within

three years of discharge or release from active duty), other protected veterans (veterans who served during a war or in a campaign or expedition for which a campaign badge has been authorized), and Armed Forces service medal veterans (veterans who, while on active duty, participated in a U.S. military operation for which an Armed Forces service medal was awarded).

RETALIATION

Retaliation is prohibited against a person who files a complaint of discrimination, participates in an OFCCP proceeding, or otherwise opposes discrimination under these Federal laws.

Any person who believes a Contractor has violated its nondiscrimination or affirmative action obligations under the authorities above should contact immediately:

The Office of Federal Contract Compliance Programs (OFCCP), U.S. Department of Labor, 200 Constitution Avenue, N.W., Washington, D.C. 20210, 1-800-397-6251 (toll-free) or (202) 693-1337 (TTY). OFCCP may also be contacted by e-mail at OFCCP-Public@dol.gov, or by calling an OFCCP regional or district office, listed in most telephone directories under U.S. Government, Department of Labor.

Programs or Activities Receiving Federal Financial Assistance

RACE, COLOR, NATIONAL ORIGIN, SEX

In addition to the protections of Title VII of the Civil Rights Act of 1964, as amended, Title VI of the Civil Rights Act of 1964, as amended, prohibits discrimination on the basis of race, color or national origin in programs or activities receiving Federal financial assistance. Employment discrimination is covered by Title VI if the primary objective of the financial assistance is provision of employment, or where employment discrimination causes or may cause discrimination in providing services under such programs. Title IX of the Education Amendments of 1972 prohibits employment discrimination on the basis of sex in educational programs or activities which receive Federal financial assistance.

INDIVIDUALS WITH DISABILITIES

Section 504 of the Rehabilitation Act of 1973, as amended, prohibits employment discrimination on the basis of disability in any program or activity which receives Federal financial assistance. Discrimination is prohibited in all aspects of employment against persons with disabilities who, with or without reasonable accommodation, can perform the essential functions of the job.

If you believe you have been discriminated against in a program of any institution which receives Federal financial assistance, you should immediately contact the Federal agency providing such assistance.

FEDERAL WAGE RATES

"General Decision Number: MI20250001 12/05/2025

Superseded General Decision Number: MI20240001

State: Michigan

Construction Types: Highway (Highway, Airport & Bridge xxxxx and Sewer/Incid. to Hwy.)

Counties: Michigan Statewide.

Note: Contracts subject to the Davis-Bacon Act are generally required to pay at least the applicable minimum wage rate required under Executive Order 14026 or Executive Order 13658. Please note that these Executive Orders apply to covered contracts entered into by the federal government that are subject to the Davis-Bacon Act itself, but do not apply to contracts subject only to the Davis-Bacon Related Acts, including those set forth at 29 CFR 5.1(a)(1).

If the contract is entered into on or after January 30, 2022, or the contract is renewed or extended (e.g., an option is exercised) on or after January 30, 2022:	<ul style="list-style-type: none"> . Executive Order 14026 generally applies to the contract. . The contractor must pay all covered workers at least \$17.75 per hour (or the applicable wage rate listed on this wage determination, if it is higher) for all hours spent performing on the contract in 2025.
If the contract was awarded on or between January 1, 2015 and January 29, 2022, and the contract is not renewed or extended on or after January 30, 2022:	<ul style="list-style-type: none"> . Executive Order 13658 generally applies to the contract. . The contractor must pay all covered workers at least \$13.30 per hour (or the applicable wage rate listed on this wage determination, if it is higher) for all hours spent performing on that contract in 2025.

The applicable Executive Order minimum wage rate will be adjusted annually. If this contract is covered by one of the Executive Orders and a classification considered necessary for performance of work on the contract does not appear on this wage determination, the contractor must still submit a conformance request.

Additional information on contractor requirements and worker protections under the Executive Orders is available at <http://www.dol.gov/whd/govcontracts>.

Modification Number	Publication Date
0	01/03/2025
1	05/16/2025
2	05/30/2025

3	06/06/2025
4	07/04/2025
5	07/11/2025
6	07/25/2025
7	08/08/2025
8	08/29/2025
9	09/05/2025
10	12/05/2025

CARP0004-004 06/01/2019

REMAINDER OF STATE

	Rates	Fringes
CARPENTER (Piledriver).....	\$ 27.62	20.59

 CARP0004-005 06/01/2018

LIVINGSTON (Townships of Brighton, Deerfield, Genoa, Hartland, Oceola & Tyrone), MACOMB, MONROE, OAKLAND, SANILAC, ST. CLAIR AND WAYNE COUNTIES

	Rates	Fringes
CARPENTER (Piledriver).....	\$ 30.50	27.28

 ELEC0017-005 06/01/2025

STATEWIDE

	Rates	Fringes
Line Construction		
Groundman/Driver.....	\$ 33.32	33%+7.40
Journeyman Signal Tech, Communications Tech, Tower Tech & Fiber Optic Splicers.	\$ 49.26	33%+7.40
Journeyman Specialist.....	\$ 56.65	33%+7.40
Operator A.....	\$ 41.71	33%+7.40
Operator B.....	\$ 38.98	33%+7.40

Classifications

Journeyman Specialist: Refers to a crew of only one person working alone.

Operator A: Shall be proficient in operating all power equipment including: Backhoe,
Excavator, Directional Bore and Boom/Digger truck.

Operator B: Shall be proficient in operating any 2 of the above mentioned pieces of equipment listed under Operator A.

 ENGI0324-003 06/01/2025

ALCONA, ALPENA, ARENAC, BAY, CHEBOYGAN, CLARE, CLINTON, CRAWFORD, GENESEE, GLADWIN, GRATIOT, HURON, INGHAM, IOSCO, ISABELLA, JACKSON, LAPEER, LENAWEE, LIVINGSTON, MACOMB, MIDLAND, MONROE, MONTMORENCY, OAKLAND, OGEMAW, OSCODA, OTSEGO, PRESQUE ISLE, ROSCOMMON, SAGINAW, ST. CLAIR, SANILAC, SHIAWASSEE, TUSCOLA, WASHTENAW AND WAYNE COUNTIES:

	Rates	Fringes
--	-------	---------

OPERATOR: Power Equipment
(Steel Erection)

GROUP 1.....	\$ 55.42	28.25
GROUP 2.....	\$ 56.42	28.25
GROUP 3.....	\$ 53.92	28.25
GROUP 4.....	\$ 54.92	28.25
GROUP 5.....	\$ 52.42	28.25
GROUP 6.....	\$ 53.42	28.25
GROUP 7.....	\$ 52.15	28.25
GROUP 8.....	\$ 53.15	28.25
GROUP 9.....	\$ 51.70	28.25
GROUP 10.....	\$ 52.70	28.25
GROUP 11.....	\$ 50.97	28.25
GROUP 12.....	\$ 51.97	28.25
GROUP 13.....	\$ 50.61	28.25
GROUP 14.....	\$ 51.61	28.25
GROUP 15.....	\$ 49.97	28.25
GROUP 16.....	\$ 46.77	28.25
GROUP 17.....	\$ 32.29	15.40
GROUP 18.....	\$ 35.78	28.25

FOOTNOTE:

Paid Holidays: New Year's Day, Memorial Day, Fourth of July, Labor Day, Thanksgiving Day and Christmas Day.

POWER EQUIPMENT OPERATOR CLASSIFICATIONS

GROUP 1: Engineer when operating combination of boom and jib 400' or longer

GROUP 2: Engineer when operating combination of boom and jib 400' or longer on a crane that requires an oiler

GROUP 3: Engineer when operating combination of boom and jib 300' or longer

GROUP 4: Engineer when operating combination of boom and jib 300' or longer on a crane that requires an oiler

GROUP 5: Engineer when operating combination of boom and jib 220' or longer

GROUP 6: Engineer when operating combination of boom and jib 220' or longer on a crane that requires an oiler

GROUP 7: Engineer when operating combination of boom and jib 140' or longer

GROUP 8: Engineer when operating combination of boom and jib 140' or longer on a crane that requires an oiler

GROUP 9: Tower crane & derrick operator (where operator's work station is 50 ft. or more above first sub-level)

GROUP 10: Tower crane & derrick operator (where operator's work station is 50 ft. or more above first sub-level) on a crane that requires an oiler

GROUP 11: Engineer when operating combination of boom and jib 120' or longer

GROUP 12: Engineer when operating combination of boom and jib

120' or longer on a crane that requires an oiler

GROUP 13: Crane operator; job mechanic and 3 drum hoist and excavator

GROUP 14: Crane operator on a crane that requires an oiler

GROUP 15: Hoisting operator; 2 drum hoist and rubber tired backhoe

GROUP 16: Forklift and 1 drum hoist

GROUP 17: Compressor or welder operator

GROUP 18: Oiler

ENGI0324-004 06/01/2025

AREA 1: ALLEGAN, BARRY, BERRIEN, BRANCH, CALHOUN, CASS, EATON, HILLSDALE, IONIA, KALAMAZOO, KENT, LAKE, MANISTEE, MASON, MECOSTA, MONTCALM, MUSKEGON, NEWAYGO, OCEANA, OSCEOLA, OTTAWA, ST. JOSEPH, VAN BUREN

AREA 2: ANTRIM, BENZIE, CHARLEVOIX, EMMET, GRAND TRAVERSE, KALKASKA, LEELANAU, MISSAUKEE AND WEXFORD COUNTIES:

	Rates	Fringes
--	-------	---------

OPERATOR: Power Equipment
(Steel Erection)

AREA 1

GROUP 1.....	\$ 55.02	28.25
GROUP 2.....	\$ 52.15	28.25
GROUP 3.....	\$ 50.61	28.25
GROUP 4.....	\$ 46.77	28.25
GROUP 5.....	\$ 32.29	15.40
GROUP 6.....	\$ 35.78	28.25

AREA 2

GROUP 1.....	\$ 55.02	28.25
GROUP 2.....	\$ 52.15	28.25
GROUP 3.....	\$ 50.61	28.25
GROUP 4.....	\$ 46.77	28.25
GROUP 5.....	\$ 32.29	15.40
GROUP 6.....	\$ 35.78	28.25

FOOTNOTES:

Crane operator with main boom and jib 300' or longer: \$1.50 additional to the group 1 rate. Crane operator with main boom and jib 400' or longer: \$3.00 additional to the group 1 rate.

PAID HOLIDAYS: New Year's Day, Memorial Day, Fourth of July, Labor Day, Thanksgiving Day and Christmas Day.

POWER EQUIPMENT OPERATOR CLASSIFICATIONS:

GROUP 1: Crane Operator with main boom & jib 400', 300', or 220' or longer.

GROUP 2: Crane Operator with main boom & jib 140' or longer, Tower Crane; Gantry Crane; Whirley Derrick.

GROUP 3: Regular Equipment Operator, Crane, Dozer, Loader,

Hoist, Straddle Wagon, Mechanic, Grader and Hydro Excavator.

GROUP 4: Air Tugger (single drum), Material Hoist Pump 6" or over, Elevators, Brokk Concrete Breaker.

GROUP 5: Air Compressor, Welder, Generators, Conveyors

GROUP 6: Oiler and fire tender

ENGI0324-005 09/01/2025

AREA 1: GENESEE, LAPEER, LIVINGSTON, MACOMB, MONROE, OAKLAND, ST. CLAIR, WASHTENAW AND WAYNE COUNTIES

AREA 2: ALCONA, ALLEGAN, ALGER, ALPENA, ANTRIM, ARENAC, BARAGA, BARRY, BAY, BENZIE, BERRIEN, BRANCH, CALHOUN, CASS, CHARLEVOIX, CHEBOYGAN, CHIPPEWA, CLARE, CLINTON, CRAWFORD, DELTA, DICKINSON, EATON, EMMET, GLADWIN, GOGEBIC, GRAND TRAVERSE, GRATIOT, HILLSDALE, HOUGHTON, HURON, INGHAM, IONIA, IOSCO, IRON, ISABELLA, JACKSON, KALAMAZOO, KALKASKA, KENT, KWEENAW, LAKE, LEELANAU, LENAWEE, LUCE, MACKINAC, MANISTEE, MARQUETTE, MASON, MECOSTA, MENOMINEE, MIDLAND, MISSAUKEE, MONTCALM, MONTMORENCY, MUSKEGON, NEWAYGO, OCEANA, OGEMAW, ONTONAGON, OSCEOLA, OSCODA, OTSEGO, OTTAWA, PRESQUE ISLE, ROSCOMMON, SAGINAW, SANILAC, SCHOOLCRAFT, SHIAWASSEE, ST. JOSEPH, TUSCOLA, VAN BUREN AND WEXFORD COUNTIES

	Rates	Fringes
--	-------	---------

OPERATOR: Power Equipment
(Underground construction
(including sewer))

AREA 1:

GROUP 1.....	\$ 45.98	25.25
GROUP 2.....	\$ 41.25	25.25
GROUP 3.....	\$ 40.52	25.25
GROUP 4.....	\$ 39.95	25.25
GROUP 5.....	\$ 30.35	12.10

AREA 2:

GROUP 1.....	\$ 45.98	25.25
GROUP 2.....	\$ 41.25	25.25
GROUP 3.....	\$ 40.52	25.25
GROUP 4.....	\$ 39.95	25.25
GROUP 5.....	\$ 30.35	12.10

POWER EQUIPMENT OPERATOR CLASSIFICATIONS

GROUP 1: Backfiller tamper; Backhoe; Batch plant operator (concrete); Clamshell; Concrete paver (2 drums or larger); Conveyor loader (Euclid type); Crane (crawler, truck type or pile driving); Dozer; Dragline; Elevating grader; Endloader; Gradall (and similar type machine); Grader; Mechanic; Power shovel; Roller (asphalt); Scraper (self-propelled or tractor drawn); Side boom tractor (type D-4 or equivalent and larger); Slip form paver; Slope paver; Trencher (over 8 ft. digging capacity); Well drilling rig; Concrete pump with boom operator; Hydro Excavator

GROUP 2: Boom truck (power swing type boom); Crusher; Hoist; Pump (1 or more - 6-in. discharge or larger - gas or diesel- powered or powered by generator of 300 amperes or more - inclusive of generator); Side boom tractor (smaller

than type D-4 or equivalent); Tractor (pneu-tired, other than backhoe or front end loader); Trencher (8-ft. digging capacity and smaller); Vac Truck and End dump operator;

GROUP 3: Air compressors (600 cfm or larger); Air compressors (2 or more-less than 600 cfm); Boom truck (non-swinging, non-powered type boom); Concrete breaker (self-propelled or truck mounted - includes compressor); Concrete paver (1 drum-1/2 yd. or larger); Elevator (other than passenger); Maintenance person; Pump (2 or more-4-in. up to 6-in. discharge-gas or diesel powered - excluding submersible pumps); Pumpcrete machine (and similar equipment); Wagon drill (multiple); Welding machine or generator (2 or more-300 amp. or larger - gas or diesel powered)

GROUP 4: Boiler; Concrete saw (40 hp or over); Curing machine (self-propelled); Farm tractor (with attachment); Finishing machine (concrete); Hydraulic pipe pushing machine; Mulching equipment; Pumps (2 or more up to 4-in. discharge, if used 3 hours or more a day, gas or diesel powered - excluding submersible pumps); Roller (other than asphalt); Stump remover; Trencher (service); Vibrating compaction equipment, self-propelled (6 ft. wide or over); Sweeper (Wayne type); Water wagon and Extend-a boom forklift

Group 5: Fire Person, Oiler

* ENGI0324-006 06/01/2025

GENESEE, MACOMB, MONROE, OAKLAND, WASHTENAW, WAYNE, ALCONA, ALGER, ALLEGAN, ALPENA, ANTRIM, ARENAC, BARAGA, BARRY, BAY, BENZIE, BERRIEN, BRANCH, CALHOUN, CASS, CHARLEVOIX, CHEBOYGAN, CHIPPEWA, CLARE, CLINTON, CRAWFORD, DELTA, DICKINSON, EATON, EMMET, GLADWIN, GOGEBIC, GRAND TRAVERSE, GRATIOT, HILLSDALE, HOUGHTON, HURON, INGHAM, IONIA, IOSCO, IRON, ISABELLA, JACKSON, KALAMAZOO, KALKASKA, KENT, KEWEENAW, LAKE, LAPEER, LEELANAU, LENAWEE, LIVINGSTON, LUCE, MACKINAC, MANISTEE, MARQUETTE, MASON, MECOSTA, MENOMINEE, MIDLAND, MISSAUKEE, MONTCALM, MONTMORENCY, MUSKEGON, NEWAYGO, OCEANA, OGEMAW, ONTONAGON, OSCEOLA, OSCODA, OTSEGO, OTTAWA, PRESQUE ISLE, ROSCOMMON, SAGINAW, ST. CLARE, ST. JOSEPH, SANILAC, SCHOOLCRAFT, SHIAWASSEE, TUSCOLA, VAN BUREN AND WEXFORD COUNTIES

	Rates	Fringes
--	-------	---------

Power equipment operators:
(AIRPORT, BRIDGE & HIGHWAY
CONSTRUCTION)

GROUP 1.....	\$ 46.21	25.25
GROUP 2.....	\$ 45.06	25.25
GROUP 3.....	\$ 38.33	25.25
GROUP 4.....	\$ 37.77	25.25

POWER EQUIPMENT OPERATOR CLASSIFICATIONS

GROUP 1: Paver Operator (5 bags or more); Slip Form Paver; Asphalt Paver (self propelled); Shovel (Excavator) installing utilities over 20 feet in depth.

Group 2: Asphalt plant operator; crane operator (does not include work on bridge construction projects when the crane operator is erecting structural components); Dragline operator; Shovel (Excavator) operator; Locomotive operator;

Elevating grader operator; Pile driving operator; Roller operator (asphalt); Blade grader operator; Trenching machine operator (ladder or wheel type); Auto-grader; Self-propelled or tractor-drawn scraper; Conveyor loader operator (Euclid type); Bulldozer; Hoisting engineer; Tractor operator; Finishing machine operator (asphalt); Mechanic; Pump operator (6-in. discharge or over, gas, diesel powered or generator of 300 amp. or larger); Shouldering or gravel distributing machine operator (self-propelled); Backhoe (with over 3/8 yd. bucket); Side boom tractor (type D-4 or equivalent or larger); Tube finisher (slip form paving); Gradall (and similar type machine); Asphalt planner (self-propelled); Batch plant (concrete-central mix); Slurry machine (asphalt); Concrete pump (3 in. and over); Roto-mill; Swinging boom truck (over 12 ton capacity); Hydro demolisher (water blaster); Farm-type tractor with attached pan; Vacuum truck operator; Batch Plant (concrete dry batch); Concrete Saw Operator (40h.p. or over; Tractor Operator (farm type); Finishing Machine Operator (concrete); Grader Operator (self-propelled fine grade or form (concrete); tractor operator (farm type with attachment); Wagon Drill operator; Boom or winch hoist truck operator.

GROUP 3: Screening plant operator; Washing plant operator; Crusher operator; Backhoe (with 3/8 yd. bucket or less); Side boom tractor (smaller than D-4 type or equivalent); Sweeper (Wayne type and similar equipment); Greese Truck; Air Compressor Operator (600 cu.ft. per min or more); Air Compressor Operator (two or more, less than 600 cfm); End Loader operator (1 yard Capacity and over); Side boom tractor (type D or equivalent or larger; Endloader operator *under 1 yard capacity; Trencher (service).

GROUP 4: Boiler fire tender; Concrete Breaker; Oiler; Fire tender; Trencher (service); Flexplane operator; Cleftplane operator; Roller operator (other than asphalt); Curing equipment operator (self-propelled); Power bin operator; Plant drier operator (asphalt); Vibratory compaction equipment operator (6 ft. wide or over); Guard post driver operator (power driven); All mulching equipment; Stump remover; Concrete pump (under 3-in.); Mesh installer (self-propelled); End dump;Skid steer.

ENGI0324-007 05/01/2025

ALGER, BARAGA, CHIPPEWA, DELTA, DICKINSON, GOGEBIC, HOUGHTON, IRON, KEWEENAW, LUCE, MACKINAC MARQUETTE, MENOMINEE, ONTONAGON AND SCHOOLCRAFT COUNTIES:

	Rates	Fringes
OPERATOR: Power Equipment		
(Steel Erection)		
Compressor, welder and forklift.....	\$ 43.30	25.00
Crane operator, main boom & jib 120' or longer.....	\$ 49.77	25.00
Crane operator, main boom & jib 140' or longer.....	\$ 50.07	24.60
Crane operator, main boom & jib 220' or longer.....	\$ 50.66	25.00
Mechanic with truck and		

tools.....	\$ 48.90	25.00
Oiler and fireman.....	\$ 41.76	25.00
Regular operator.....	\$ 47.12	25.00

ENGI0324-008 10/01/2023

ALCONA, ALGER, ALLEGAN, ALPENA, ANTRIM, ARENAC, BARAGA, BARRY, BAY, BENZIE, BERRIEN, BRANCH, CALHOUN, CASS, CHARLEVOIX, CHEBOYGAN, CHIPPEWA, CLARE, CLINTON, CRAWFORD, DELTA, DICKINSON, EATON, EMMET, GENESEE, GLADWIN, GOGEBIC, GRAND TRAVERSE, GRATIOT, HILLSDALE, HOUGHTON, HURON, INGHAM, IONIA, IOSCO, IRON, ISABELLA, JACKSON, KALAMAZOO, KALKASKA, KENT, KEWEENAW, LAKE, LAPEER, LEELANAU, LENAWEE, LIVINGSTON, LUCE, MACKINAC, MACOMB, MANISTEE, MARQUETTE, MASON, MECOSTA, MENOMINEE, MIDLAND, MISSAUKEE, MONTCALM, MONTMORENCY, MONROE, MUSKEGON, NEWAYGO, OAKLAND, OCEANA, OGEMAW, ONTONAGON, OSCEOLA, OSCODA, OTSEGO, OTTAWA, PRESQUE ISLE, ROSCOMMON, SAGINAW, ST. CLARE, ST. JOSEPH, SANILAC, SCHOOLCRAFT, SHIAWASSEE, TUSCOLA, VAN BUREN, WASHTENAW, WAYNE AND WEXFORD COUNTIES

	Rates	Fringes
--	-------	---------

OPERATOR: Power Equipment
(Sewer Relining)

GROUP 1.....	\$ 37.37	15.44
GROUP 2.....	\$ 35.33	15.44

SEWER RELINING CLASSIFICATIONS

GROUP 1: Operation of audio-visual closed circuit TV system, including remote in-ground cutter and other equipment used in connection with the CCTV system

GROUP 2: Operation of hot water heaters and circulation systems, water jettors and vacuum and mechanical debris removal systems

ENGI0325-012 05/01/2025

	Rates	Fringes
--	-------	---------

Power equipment operators -
gas distribution and duct
installation work:

GROUP 1.....	\$ 39.78	25.25
GROUP 2.....	\$ 36.05	25.25

SCOPE OF WORK: The construction, installation, treating and reconditioning of pipelines transporting gas vapors within cities, towns, subdivisions, suburban areas, or within private property boundaries, up to and including private meter settings of private industrial, governmental or other premises, more commonly referred to as ""distribution work,"" starting from the first metering station, connection, similar or related facility, of the main or cross country pipeline and including duct installation.

Group 1: Backhoe, crane, grader, mechanic, dozer (D-6 equivalent or larger), side boom (D-4 equivalent or larger), trencher(except service), endloader (2 yd. capacity or greater).

GROUP 2: Dozer (less than D-6 equivalent), endloader (under

2 yd. capacity), side boom (under D-4 capacity), backfiller, pumps (1 or 2 of 6-inch discharge or greater), boom truck (with powered boom), tractor (wheel type other than backhoe or front endloader). Tamper (self-propelled), boom truck (with non-powered boom), concrete saw (20 hp or larger), pumps (2 to 4 under 6-inch discharge), compressor (2 or more or when one is used continuously into the second day) and trencher(service). Oiler, hydraulic pipe pushing machine, grease person and hydrostatic testing operator.

IRON0008-007 06/01/2024

ALGER, BARAGA, CHIPPEWA, DELTA, DICKINSON, GOGEBIC, HOUGHTON, IRON, KEWEENAW, LUCE, MACKINAC MARQUETTE, MENOMINEE, ONTONAGON AND SCHOOLCRAFT COUNTIES:

	Rates	Fringes
Ironworker - pre-engineered metal building erector.....	\$ 23.70	6.95
IRONWORKER		
General contracts		
\$10,000,000 or greater.....	\$ 39.91	32.32
General contracts less than \$10,000,000.....	\$ 39.91	32.32

Paid Holidays: New Year's Day, Memorial Day, July 4th, Labor Day, Thanksgiving Day & Christmas Day.

IRON0025-002 06/01/2025

ALCONA, ALPENA, ARENAC, BAY, CHEBOYGAN, CLARE, CLINTON, CRAWFORD, GENESEE, GLADWIN, GRATIOT, HURON, INGHAM, IOSCO, ISABELLA, JACKSON, LAPEER, LIVINGSTON, MACOMB, MIDLAND, MONTMORENCY, OAKLAND, OGEMAW, OSCODA, OTSEGO, PRESQUE ISLE, ROSCOMMON, SAGINAW, SANILAC, SHIAWASSEE, ST. CLAIR, TUSCOLA, WASHTENAW AND WAYNE COUNTIES:

	Rates	Fringes
Ironworker - pre-engineered metal building erector		
ALLEGAN, ANTRIM, BARRY, BENZIE, BRANCH, CALHOUN, CHARLEVOIX, EATON, EMMET, GRAND TRAVERSE, HILLSDALE, IONIA, KALAMAZOO, KALKASKA, KENT, LAKE, LEELANAU, MANISTEE, MASON, MECOSTA, MISSAUKEE, MONTCALM, MUSKEGON, NEWAYGO, OCEANA, OSCEOLA, OTTAWA, ST. JOSEPH, VAN BUREN AND WEXFORD COUNTIES:..	\$ 28.80	27.43
Bay, Genesee, Lapeer, Livingston (east of Burkhardt Road), Macomb, Midland, Oakland, Saginaw, St. Clair, The University of Michigan, Washtenaw (east of U.S. 23) & Wayne...	\$ 30.02	28.13

IRONWORKER

Ornamental and Structural...	\$ 36.55	35.93
Reinforcing.....	\$ 36.55	32.87

IRON0055-005 07/01/2022

LENAWEE AND MONROE COUNTIES:

	Rates	Fringes
--	-------	---------

IRONWORKER

Pre-engineered metal buildings.....	\$ 23.59	19.35
All other work.....	\$ 33.00	27.20

IRON0292-003 06/01/2020

BERRIEN AND CASS COUNTIES:

	Rates	Fringes
--	-------	---------

IRONWORKER (Including

pre-engineered metal building

erector).....\$ 31.75 22.84

* LAB00005-006 10/01/2022

	Rates	Fringes
--	-------	---------

Laborers - hazardous waste
abatement: (ALCONA, ALPENA,
ANTRIM, BENZIE, CHARLEVOIX,
CHEBOYGAN, CRAWFORD, EMMET,
GRAND TRAVERSE, IOSCO,
KALKASKA, LEELANAU,
MISSAUKEE, MONTMORENCY,
OSCODA, OTSEGO, PRESQUE ISLE
AND WEXFORD COUNTIES - Zone
10)

Levels A, B or C.....	\$ 17.45 **	12.75
class b.....	\$ 18.64	12.90
Work performed in conjunction with site preparation not requiring the use of personal protective equipment; Also, Level D.....	\$ 16.45 **	12.75
class a.....	\$ 17.64 **	12.90

Zone 10

Laborers - hazardous waste
abatement: (ALGER, BARAGA,
CHIPPEWA, DELTA, DICKINSON,
GOGEBIC, HOUGHTON, IRON,
KEWEENAW, LUCE, MACKINAC,
MARQUETTE, MENOMINEE,
ONTONAGON AND SCHOOLCRAFT
COUNTIES - Zone 11)

Levels A, B or C.....	\$ 25.18	12.90
Work performed in conjunction with site preparation not requiring the use of personal protective equipment; Also, Level D.....	\$ 22.58	12.90

Laborers - hazardous waste

abatement: (ALLEGAN, BARRY,
BERRIEN, BRANCH, CALHOUN,
CASS, IONIA COUNTY (except
the city of Portland);
KALAMAZOO, KENT, LAKE,
MANISTEE, MASON, MECOSTA,
MONTCALM, MUSKEGON, NEWAYGO,
OCEANA, OSCEOLA, OTTAWA, ST.
JOSEPH AND VAN BUREN COUNTIES
- Zone 9)

Levels A, B or C.....\$ 21.88	13.26
Work performed in conjunction with site preparation not requiring the use of personal protective equipment;	
Also, Level D.....\$ 20.80	12.90

Laborers - hazardous waste
abatement: (ARENAC, BAY,
CLARE, GLADWIN, GRATIOT,
HURON, ISABELLA, MIDLAND,
OGEMAW, ROSCOMMON, SAGINAW
AND TUSCOLA COUNTIES - Zone 8)

Levels A, B or C.....\$ 23.74	12.95
Work performed in conjunction with site preparation not requiring the use of personal protective equipment;	
Also, Level D.....\$ 20.80	12.90

Laborers - hazardous waste
abatement: (CLINTON, EATON
AND INGHAM COUNTIES; IONIA
COUNTY (City of Portland);
LIVINGSTON COUNTY (west of
Oak Grove Rd., including the
City of Howell) - Zone 6)

Levels A, B or C.....\$ 26.33	12.95
Work performed in conjunction with site preparation not requiring the use of personal protective equipment;	
Also, Level D.....\$ 24.64	12.90

Laborers - hazardous waste
abatement: (GENESEE, LAPEER
AND SHIAWASSEE COUNTIES -
Zone 7)

Levels A, B or C.....\$ 24.20	13.80
Work performed in conjunction with site preparation not requiring the use of personal protective equipment;	
Also, Level D.....\$ 23.20	13.80

Laborers - hazardous waste
abatement: (HILLSDALE,
JACKSON AND LENAWEЕ COUNTIES
- Zone 4)

Levels A, B or C.....\$ 27.13	14.95
Work performed in conjunction with site preparation not requiring the use of personal protective equipment;	

Also, Level D.....\$ 24.17	12.90
Laborers - hazardous waste abatement: (LIVINGSTON COUNTY (east of Oak Grove Rd. and south of M-59, excluding the city of Howell); AND WASHTENAW COUNTY - Zone 3)	
Levels A, B or C.....\$ 29.93	14.20
Work performed in conjunction with site preparation not requiring the use of personal protective equipment;	
Also, Level D.....\$ 28.93	14.20
Laborers - hazardous waste abatement: (MACOMB AND WAYNE COUNTIES - Zone 1)	
Levels A, B or C.....\$ 29.93	16.90
Work performed in conjunction with site preparation not requiring the use of personal protective equipment;	
Also, Level D.....\$ 28.93	16.90
Laborers - hazardous waste abatement: (MONROE COUNTY - Zone 4)	
Levels A, B or C.....\$ 31.75	14.90
Work performed in conjunction with site preparation not requiring the use of personal protective equipment;	
Also, Level D.....\$ 31.75	14.90
Laborers - hazardous waste abatement: (OAKLAND COUNTY and the Northeast portion of LIVINGSTON COUNTY bordered by Oak Grove Road on the West and M-59 on the South - Zone 2)	
Level A, B, C.....\$ 29.93	16.90
Work performed in conjunction with site preparation not requiring the use of personal protective equipment;	
Also, Level D.....\$ 28.93	16.90
Laborers - hazardous waste abatement: (SANILAC AND ST. CLAIR COUNTIES - Zone 5)	
Levels A, B or C.....\$ 26.21	16.62
Work performed in conjunction with site preparation not requiring the use of personal protective equipment;	
Also, Level D.....\$ 24.75	16.35

* LAB00259-001 09/01/2025

AREA 1: MACOMB, OAKLAND AND WAYNE COUNTIES

AREA 2: ALCONA, ALGER, ALLEGAN, ALPENA, ANTRIM, ARENAC, BARAGA,
BARRY, BAY, BENZIE, BERRIEN, BRANCH, CALHOUN, CASS, CHARLEVOIX,
CHEBOYGAN, CHIPPEWA, CLARE, CLINTON, CRAWFORD, DELTA,

DICKINSON, EATON, EMMET, GENESEE, GLADWIN, GOGEBIC, GRAND TRAVERSE, GRATIOT, HILLSDALE, HOUGHTON, HURON, INGHAM, IONIA, IOSCO, IRON, ISABELLA, JACKSON, KALAMAZOO, KALKASKA, KENT, KEWEENAW, LAKE, LAPEER, LEELANAU, LENAWEE, LIVINGSTON, LUCE, MACKINAC, MANISTEE, MARQUETTE, MASON, MECOSTA, MENOMINEE, MIDLAND, MISSAUKEE, MONROE, MONTCALM, MONTMORENCY, MUSKEGON, NEWAYGO, OCEANA, OGEMAW, ONTONAGON, OSCEOLA, OSCODA, OTSEGO, OTTAWA, PRESQUE ISLE, ROSCOMMON, SAGINAW, ST. CLARE, ST. JOSEPH, SANILAC, SCHOOLCRAFT, SHIAWASSEE, TUSCOLA, VAN BUREN, WASHTENAW AND WEXFORD COUNTIES

	Rates	Fringes
Laborers - tunnel, shaft and caisson:		
AREA 1		
GROUP 1.....	\$ 30.13	22.75
GROUP 2.....	\$ 32.13	22.75
GROUP 3.....	\$ 28.13	22.75
GROUP 4.....	\$ 23.97	16.93
GROUP 5.....	\$ 24.22	16.93
GROUP 6.....	\$ 24.55	16.93
GROUP 7.....	\$ 17.83	16.93
AREA 2		
GROUP 1.....	\$ 32.13	17.95
GROUP 2.....	\$ 34.40	17.95
GROUP 3.....	\$ 28.00	17.45
GROUP 4.....	\$ 29.57	16.93
GROUP 5.....	\$ 25.76	16.93
GROUP 6.....	\$ 26.07	16.93
GROUP 7.....	\$ 25.57	16.93

SCOPE OF WORK: Tunnel, shaft and caisson work of every type and description and all operations incidental thereto, including, but not limited to, shafts and tunnels for sewers, water, subways, transportation, diversion, sewerage, caverns, shelters, aquifers, reservoirs, missile silos and steel sheeting for underground construction.

TUNNEL LABORER CLASSIFICATIONS

GROUP 1: Tunnel, shaft and caisson laborer, dump, shanty, hog house tender, testing (on gas) and watchman

GROUP 2: Manhole, headwall, catch basin builder, bricklayer tender, mortar machine and material mixer

GROUP 3: Air tool operator (jackhammer, bush hammer and grinder), first bottom, second bottom, cage tender, car pusher, carrier, concrete, concrete form, concrete repair, cement invert laborer, cement finisher, concrete shoveler, conveyor, floor, gasoline and electric tool operator, gunite, grout operator, welder, heading dinky person, inside lock tender, pea gravel operator, pump, outside lock tender, scaffold, top signal person, switch person, track, tugger, utility person, vibrator, winch operator, pipe jacking, wagon drill and air track operator and concrete saw operator (under 40 h.p.)

GROUP 4: Tunnel, shaft and caisson mucker, bracer, liner plate, long haul dinky driver and well point

GROUP 5: Tunnel, shaft and caisson miner, drill runner, key board operator, power knife operator, reinforced steel or

mesh (e.g. wire mesh, steel mats, dowel bars, etc.)

GROUP 6: Dynamite and powder

GROUP 7: Restoration laborer, seeding, sodding, planting, cutting, mulching and top soil grading; and the restoration of property such as replacing mailboxes, wood chips, planter boxes, flagstones, etc.

* LAB00334-001 09/01/2025

	Rates	Fringes
Laborers - open cut:		
ZONE 1 - MACOMB, OAKLAND AND WAYNE COUNTIES:		
GROUP 1.....	\$ 29.98	22.75
GROUP 2.....	\$ 31.98	22.75
GROUP 3.....	\$ 28.14	22.75
GROUP 4.....	\$ 23.71	16.72
GROUP 5.....	\$ 24.17	16.72
GROUP 6.....	\$ 22.00	16.72
GROUP 7.....	\$ 17.84	16.72
ZONE 2 - LIVINGSTON COUNTY (east of M-151 (Oak Grove Rd.)); MONROE AND WASHTENAW COUNTIES:		
GROUP 1.....	\$ 32.10	17.45
GROUP 2.....	\$ 34.10	17.45
GROUP 3.....	\$ 30.10	17.45
GROUP 4.....	\$ 25.10	16.72
GROUP 5.....	\$ 25.25	16.72
GROUP 6.....	\$ 22.55	16.72
GROUP 7.....	\$ 22.11	16.72
ZONE 3 - CLINTON, EATON, GENESEE, HILLSDALE AND INGHAM COUNTIES; IONIA COUNTY (City of Portland); JACKSON, LAPEER AND LENAWEE COUNTIES; LIVINGSTON COUNTY (west of M-151 Oak Grove Rd.); SANILAC, ST. CLAIR AND SHIAWASSEE COUNTIES:		
GROUP 1.....	\$ 30.29	17.45
GROUP 2.....	\$ 32.29	17.45
GROUP 3.....	\$ 28.29	17.45
GROUP 4.....	\$ 23.30	16.72
GROUP 5.....	\$ 23.44	16.72
GROUP 6.....	\$ 20.74	16.72
GROUP 7.....	\$ 22.23	16.72
ZONE 4 - ALCONA, ALLEGAN, ALPENA, ANTRIM, ARENAC, BARRY, BAY, BENZIE, BERRIEN, BRANCH, CALHOUN, CASS, CHARLEVOIX, CHEBOYGAN, CLARE, CRAWFORD, EMMET, GLADWIN, GRAND TRAVERSE, GRATIOT AND HURON COUNTIES; IONIA COUNTY (EXCEPT THE CITY OF PORTLAND); IOSCO, ISABELLA, KALAMAZOO,		

KALKASKA, KENT,
LAKE, LEELANAU, MANISTEE,
MASON, MECOSTA, MIDLAND,
MISSAUKEE, MONTCALM,
MONTMORENCY, MUSKEGON,
NEWAYGO, OCEANA, OGEMAW,
OSCEOLA, OSCODA, OTSEGO,
OTTAWA, PRESQUE ISLE,
ROSCOMMON, SAGINAW, ST.
JOSEPH, TUSCOLA, VAN BUREN
AND WEXFORD COUNTIES:

GROUP 1.....	\$ 28.72	18.45
GROUP 2.....	\$ 30.72	18.45
GROUP 3.....	\$ 26.72	18.45
GROUP 4.....	\$ 22.33	16.72
GROUP 5.....	\$ 22.45	16.72
GROUP 6.....	\$ 19.67	16.72
GROUP 7.....	\$ 22.30	16.72

ZONE 5 - ALGER, BARAGA,
CHIPPEWA, DELTA,
DICKINSON, GOGEBIC,
HOUGHTON, IRON,
KEWEENAW, LUCE, MACKINAC,
MARQUETTE, MENOMINEE,
ONTONAGON AND SCHOOLCRAFT
COUNTIES:

GROUP 1.....	\$ 29.98	22.75
GROUP 2.....	\$ 30.09	19.45
GROUP 3.....	\$ 26.09	19.45
GROUP 4.....	\$ 22.56	16.72
GROUP 5.....	\$ 22.64	16.72
GROUP 6.....	\$ 19.99	16.72
GROUP 7.....	\$ 22.45	16.72

SCOPE OF WORK:

Open cut construction work shall be construed to mean work which requires the excavation of earth including industrial, commercial and residential building site excavation and preparation, land balancing, demolition and removal of concrete and underground appurtenances, grading, paving, sewers, utilities and improvements; retention, oxidation, flocculation and irrigation facilities, and also including but not limited to underground piping, conduits, steel sheeting for underground construction, and all work incidental thereto, and general excavation. For all areas except the Upper Peninsula, open cut construction work shall also be construed to mean waterfront work, piers, docks, seawalls, breakwalls, marinas and all incidental work. Open cut construction work shall not include any structural modifications, alterations, additions and repairs to buildings, or highway work, including roads, streets, bridge construction and parking lots or steel erection work and excavation for the building itself and back filling inside of and within 5 ft. of the building and foundations, footings and piers for the building. Open cut construction work shall not include any work covered under Tunnel, Shaft and Caisson work.

OPEN CUT LABORER CLASSIFICATIONS

GROUP 1: Construction laborer

GROUP 2: Mortar and material mixer, concrete form person, signal person, well point person, manhole, headwall and

catch basin builder, headwall, seawall, breakwall and dock builder

GROUP 3: Air, gasoline and electric tool operator, vibrator operator, driller, pump person, tar kettle operator, bracer, rodder, reinforced steel or mesh person (e.g., wire mesh, steel mats, dowel bars, etc.), welder, pipe jacking and boring person, wagon drill and air track operator and concrete saw operator (under 40 h.p.), windlass and tugger person and directional boring person

GROUP 4: Trench or excavating grade person

GROUP 5: Pipe layer (including crock, metal pipe, multi-plate or other conduits)

GROUP 6: Grouting man, audio-visual television operations and all other operations in connection with closed circuit television inspection, pipe cleaning and pipe relining work and the installation and repair of water service pipe and appurtenances

GROUP 7: Restoration laborer, seeding, sodding, planting, cutting, mulching and top soil grading; and the restoration of property such as replacing mailboxes, wood chips, planter boxes, flagstones, etc.

LAB00465-001 06/01/2025

LABORER: Highway, Bridge and Airport Construction

AREA 1: GENESEE, MACOMB, MONROE, OAKLAND, WASHTENAW AND WAYNE COUNTIES

AREA 2: ALLEGAN, BARRY, BAY, BERRIEN, BRANCH, CALHOUN, CASS, CLINTON, EATON, GRATIOT, HILLSDALE, HURON, INGHAM, JACKSON, KALAMAZOO, LAPEER, LENAWEE, LIVINGSTON, MIDLAND, MUSKEGON, SAGINAW, SANILAC, SHIAWASSEE, ST. CLAIR, ST. JOSEPH, TUSCOLA AND VAN BUREN COUNTIES

AREA 3: ALCONA, ALPENA, ANTRIM, ARENAC, BENZIE, CHARLEVOIX, CHEBOYGAN, CLARE, CRAWFORD, EMMET, GLADWIN, GRAND TRAVERSE, IONIA, IOSCO, ISABELLA, KALKASKA, KENT, LAKE, LEELANAU, MANISTEE, MASON, MECOSTA, MISSAUKEE, MONTCALM, MONTMORENCY, NEWAYGO, OCEANA, OGEMAW, OSCEOLA, OSCODA, OTSEGO, OTTAWA, PRESQUE ISLE, ROSCOMMON AND WEXFORD COUNTIES

AREA 4: ALGER, BARAGA, CHIPPEWA, DELTA, DICKINSON, GOGEBIC, HOUGHTON, IRON, KEWEENAW, LUCE, MACKINAC, MARQUETTE, MENOMINEE, ONTONAGON AND SCHOOLCRAFT COUNTIES

	Rates	Fringes
LABORER (AREA 1)		
GROUP 1.....	\$ 35.51	14.45
GROUP 2.....	\$ 31.96	14.45
GROUP 3.....	\$ 35.82	14.45
GROUP 4.....	\$ 35.90	14.45
GROUP 5.....	\$ 36.11	14.45
GROUP 6.....	\$ 36.41	14.45
LABORER (AREA 2)		
GROUP 1.....	\$ 33.37	14.45
GROUP 2.....	\$ 30.03	14.45

GROUP 3.....	\$ 33.81	14.45
GROUP 4.....	\$ 34.16	14.45
GROUP 5.....	\$ 34.03	14.45
GROUP 6.....	\$ 34.37	14.45
LABORER (AREA 3)		
GROUP 1.....	\$ 32.62	14.45
GROUP 2.....	\$ 33.83	14.45
GROUP 3.....	\$ 33.12	14.45
GROUP 4.....	\$ 33.56	14.45
GROUP 5.....	\$ 33.18	14.45
GROUP 6.....	\$ 33.61	14.45
LABORER (AREA 4)		
GROUP 1.....	\$ 33.52	13.45
GROUP 2.....	\$ 33.73	13.45
GROUP 3.....	\$ 34.02	13.45
GROUP 4.....	\$ 34.46	13.45
GROUP 5.....	\$ 34.08	13.45
GROUP 6.....	\$ 34.51	13.45

LABORER CLASSIFICATIONS

GROUP 1: Asphalt shoveler or loader; asphalt plant misc.; burlap person; yard person; dumper (wagon, truck, etc.); joint filling laborer; miscellaneous laborer; unskilled laborer; sprinkler laborer; form setting laborer; form stripper; pavement reinforcing; handling and placing (e.g., wire mesh, steel mats, dowel bars); mason's tender or bricklayer's tender on manholes; manhole builder; headwalls, etc.; waterproofing, (other than buildings) seal coating and slurry mix, shoring, underpinning; pressure grouting; bridge pin and hanger removal; material recycling laborer; horizontal paver laborer (brick, concrete, clay, stone and asphalt); ground stabilization and modification laborer; grouting; waterblasting; top person; railroad track and trestle laborer; carpenters' tender; guard rail builders' tender; earth retention barrier and wall and M.S.E. wall installer's tender; highway and median installer's tender (including sound, retaining, and crash barriers); fence erector's tender; asphalt raker tender; sign installer; remote control operated equipment.

GROUP 2: Mixer operator (less than 5 sacks); air or electric tool operator (jackhammer, etc.); spreader; boxperson (asphalt, stone, gravel); concrete paddler; power chain saw operator; paving batch truck dumper; tunnel mucker (highway work only); concrete saw (under 40 h.p.) and dry pack machine; roto-mill grounds person.

GROUP 3: Tunnel miner (highway work only); finishers tenders; guard rail builders; highway and median barrier installer; earth retention barrier and wall and M.S.E. wall installer's (including sound, retaining and crash barriers); fence erector; bottom person; powder person; wagon drill and air track operator; diamond and core drills; grade checker; certified welders; curb and side rail setter's tender.

GROUP 4: Asphalt raker

GROUP 5: Pipe layers, oxy-gun

GROUP 6: Line-form setter for curb or pavement; asphalt screed checker/screw man on asphalt paving machines.

LAB01076-005 04/01/2025

MICHIGAN STATEWIDE

	Rates	Fringes
LABORER (DISTRIBUTION WORK)		
Zone 1.....	\$ 28.41	13.45
Zone 2.....	\$ 24.55	13.45
Zone 3.....	\$ 23.55	13.45
Zone 4.....	\$ 22.92	13.45
Zone 5.....	\$ 22.95	13.45

DISTRIBUTION WORK - The construction, installation, treating and reconditioning of distribution pipelines transporting coal, oil, gas or other similar materials, vapors or liquids, including pipelines within private property boundaries, up to and including the meter settings on residential, commercial, industrial, institutional, private and public structures. All work covering pumping stations and tank farms not covered by the Building Trades Agreement. Other distribution lines with the exception of sewer, water and cable television are included.

Underground Duct Layer Pay: \$.40 per hour above the base pay rate.

Zone 1 - Macomb, Oakland and Wayne

Zone 2 - Monroe and Washtenaw

Zone 3 - Bay, Genesee, Lapeer, Midland, Saginaw, Sanilac, Shiawassee and St. Clair

Zone 4 - Alger, Baraga, Chippewa, Delta, Dickinson, Gogebic, Houghton, Iron, Keweenaw, Luce, Mackinac, Marquette, Menominee, Ontonagon and Schoolcraft

Zone 5 - Remaining Counties in Michigan

PAIN0022-002 07/01/2008

HILLSDALE, JACKSON AND LENAWEE COUNTIES; LIVINGSTON COUNTY (east of the eastern city limits of Howell, not including the city of Howell, north to the Genesee County line and south to the Washtenaw County line); MACOMB, MONROE, OAKLAND, WASHTENAW AND WAYNE COUNTIES:

	Rates	Fringes
PAINTER.....	\$ 25.06	14.75

FOOTNOTES: For all spray work and journeyman rigging for spray work, also blowing off, \$0.80 per hour additional (applies only to workers doing rigging for spray work on off the floor work. Does not include setting up or moving rigging on floor surfaces, nor does it apply to workers engaged in covering up or tending spray equipment. For all sandblasting and spray work performed on highway bridges, overpasses, tanks or steel, \$0.80 per hour additional. For all brushing, cleaning and other preparatory work (other than spraying or steeplejack work) at scaffold heights of fifty (50) feet from the ground or higher, \$0.50 per hour additional. For all preparatorial work and painting performed on open steel under forty (40) feet when no scaffolding is involved, \$0.50 per hour additional. For all swing stage work-window jacks and window belts-exterior and

interior, \$0.50 per hour additional. For all spray work and sandblaster work to a scaffold height of forty (40) feet above the floor level, \$0.80 per hour additional. For all preparatorial work and painting on all highway bridges or overpasses up to forty (40) feet in height, \$0.50 per hour additional. For all steeplejack work performed where the elevation is forty (40) feet or more, \$1.25 per hour additional.

PAIN0312-001 06/01/2018

EXCLUDES: ALLEGAN COUNTY (Townships of Dorr, Fillmore, Heath, Hopkins, Laketown, Leighton, Manlius, Monterey, Overisel, Salem, Saugatuck and Wayland); INCLUDES: Barry, Berrien, Branch, Calhoun, Cass, Hillsdale, Kalamazoo, St. Joseph, Van Buren

	Rates	Fringes
PAINTER		
Brush and roller.....	\$ 23.74	13.35
Spray, Sandblast, Sign		
Painting.....	\$ 24.94	13.35

PAIN0845-003 05/10/2018

CLINTON COUNTY; EATON COUNTY (does not include the townships of Bellevue and Olivet); INGHAM COUNTY; IONIA COUNTY (east of Hwy. M 66); LIVINGSTON COUNTY (west of the eastern city limits of Howell, including the city of Howell, north to the Genesee County line and south to the Washtenaw County line); AND SHIAWASSEE COUNTY (Townships of Bennington, Laingsbury and Perry):

	Rates	Fringes
PAINTER.....	\$ 25.49	13.74

PAIN0845-015 05/10/2018

MUSKEGON COUNTY; NEWAYGO COUNTY (except the Townships of Barton, Big Prairie, Brooks, Croton, Ensley, Everett, Goodwell, Grant, Home, Monroe, Norwich and Wilcox); OCEANA COUNTY; OTTAWA COUNTY (except the townships of Allendale, Blendone, Chester, Georgetown, Holland, Jamestown, Olive, Park, Polkton, Port Sheldon, Tallmadge, Wright and Zeeland):

	Rates	Fringes
PAINTER.....	\$ 25.49	13.74

PAIN0845-018 05/10/2018

ALLEGAN COUNTY (Townships of Dorr, Fillmore, Heath, Hopkins, Laketown, Leighton, Manlius, Monterey, Overisel, Salem, Saugatuck and Wayland); IONIA COUNTY (west of Hwy. M-66); KENT, MECOSTA AND MONTCALM COUNTIES; NEWAYGO COUNTY (Townships of Barton, Big Prairie, Brooks, Croton, Ensley, Everett, Goodwell, Grant, Home, Monroe, Norwich and Wilcox); OSCEOLA COUNTY (south of Hwy. #10); OTTAWA COUNTY (Townships of Allendale, Blendone, Chester, Georgetown, Holland, Jamestown, Olive, Park, Polkton,

Port Sheldon, Tallmadge, Wright and Zeeland):

	Rates	Fringes
PAINTER.....	\$ 25.49	13.74

FOOTNOTES: Lead abatement work: \$1.00 per hour additional.

PAIN1011-003 06/02/2022

ALGER, BARAGA, CHIPPEWA, DELTA, DICKINSON, GOGEBIC, HOUGHTON,
IRON, KEWEENAW, LUCE, MACKINAC, MARQUETTE, MENOMINEE, ONTONAGON
AND SCHOOLCRAFT COUNTIES:

	Rates	Fringes
PAINTER.....	\$ 24.66	14.99

FOOTNOTES: High pay (bridges, overpasses, watertower): 30 to
80 ft.: \$.65 per hour additional. 80 ft. and over: \$1.30
per hour additional.

PAIN1474-002 06/01/2010

HURON COUNTY; LAPEER COUNTY (east of Hwy. M-53); ST. CLAIR,
SANILAC AND TUSCOLA COUNTIES:

	Rates	Fringes
PAINTER.....	\$ 23.79	12.02

FOOTNOTES: Lead abatement work: \$1.00 per hour additional.
Work with any hazardous material: \$1.00 per hour
additional. Sandblasting, steam cleaning and acid cleaning:
\$1.00 per hour additional. Ladder work at or above 40 ft.,
scaffold work at or above 40 ft., swing stage, boatswain
chair, window jacks and all work performed over a falling
height of 40 ft.: \$1.00 per hour additional. Spray gun
work, pick pullers and those handling needles, blowing off
by air pressure, and any person rigging (setting up and
moving off the ground): \$1.00 per hour additional.
Steeplejack, tanks, gas holders, stacks, flag poles, radio
towers and beacons, power line towers, bridges, etc.: \$1.00
per hour additional, paid from the ground up.

PAIN1803-003 06/01/2025

ALCONA, ALPENA, ANTRIM, ARENAC, BAY, BENZIE, CHARLEVOIX,
CHEBOYGAN, CLARE, CRAWFORD, EMMET, GLADWIN, GRAND TRAVERSE,
GRATIOT, IOSCO, ISABELLA, KALKASKA, LAKE, LEELANAU, MANISTEE,
MASON, MIDLAND, MISSAUKEE, MONTMORENCY AND OGEMAW COUNTIES;
OSCEOLA COUNTY (north of Hwy. #10); OSCODA, OTSEGO, PRESQUE
ISLE, ROSCOMMON, SAGINAW AND WEXFORD COUNTIES:

	Rates	Fringes
PAINTER Work performed on water, bridges over water or		

moving traffic, radio and powerline towers, elevated tanks, steeples, smoke stacks over 40 ft. of falling heights, recovery of lead-based paints and any work associated with industrial plants, except maintenance of industrial plants.....	\$ 29.23	19.11
All other work, including maintenance of industrial plant.....	\$ 29.35	19.05

FOOTNOTES: Spray painting, sandblasting, blowdown associated with spraying and blasting, water blasting and work involving a swing stage, boatswain chair or spider: \$1.00 per hour additional. All work performed inside tanks, vessels, tank trailers, railroad cars, sewers, smoke stacks, boilers or other spaces having limited egress not including buildings, opentop tanks, pits, etc.: \$1.25 per hour additional.

PLAS0514-001 06/01/2023

ZONE 1: GENESEE, LIVINGSTON, MACOMB, MONROE, OAKLAND, SAGINAW, WASHTENAW AND WAYNE COUNTIES

ZONE 2: ALCONA, ALGER, ALLEGAN, ALPENA, ANTRIM, ARENAC, BARAGA, BARRY, BAY, BENZIE, BERRIEN, BRANCH, CALHOUN, CASS, CHARLEVOIX, CHEBOYGAN, CHIPPEWA, CLARE, CLINTON, CRAWFORD, DELTA, DICKINSON, EATON, EMMET, GLADWIN, GOGEBIC, GRAND TRAVERSE, GRATIOT, HILLSDALE, HOUGHTON, HURON, INGHAM, IONIA, IOSCO, IRON, ISABELLA, JACKSON, KALAMAZOO, KALKASKA, KENT, KEWEENAW, LAKE, LAPEER, LEELANAU, LENAWEE, LUCE, MACKINAC, MANISTEE, MARQUETTE, MASON, MECOSTA, MENOMINEE, MIDLAND, MISSAUKEE, MONTCALM, MONTMORENCY, MUSKEGON, NEWAYGO, OCEANA, OGEMAW, ONTONAGON, OSCEOLA, OSCODA, OTSEGO, OTTAWA, PRESQUE ISLE, ROSCOMMON, SANILAC, SCHOOLCRAFT, SHIAWASSEE, ST. CLAIR, ST. JOSEPH, TUSCOLA, VAN BUREN AND WEXFORD COUNTIES

	Rates	Fringes
CEMENT MASON/CONCRETE FINISHER		
ZONE 1.....	\$ 33.00	18.51
ZONE 2.....	\$ 31.50	18.51

PLUM0190-003 05/01/2015

ALCONA, ALGER, ALLEGAN, ALPENA, ANTRIM, ARENAC, BARAGA, BARRY, BAY, BENZIE, BERRIEN, BRANCH, CALHOUN, CASS, CHARLEVOIX, CHEBOYGAN, CHIPPEWA, CLARE, CLINTON, CRAWFORD, DELTA, DICKINSON, EATON, EMMET, GENESEE, GLADWIN, GOGEBIC, GRAND TRAVERSE, GRATIOT, HILLSDALE, HOUGHTON, HURON, INGHAM, IONIA, IOSCO, IRON, ISABELLA, JACKSON, KALAMAZOO, KALKASKA, KENT, KEWEENAW, LAKE, LAPEER, LEELANAU, LENAWEE, LIVINGSTON, LUCE, MACKINAC, MACOMB, MANISTEE, MARQUETTE, MASON, MECOSTA, MENOMINEE, MIDLAND, MISSAUKEE, MONTCALM, MONTMORENCY, MONROE, MUSKEGON, NEWAYGO, OAKLAND, OCEANA, OGEMAW, ONTONAGON, OSCEOLA, OSCODA, OTSEGO, OTTAWA, PRESQUE ISLE, ROSCOMMON, SAGINAW, ST. CLARE, ST. JOSEPH, SANILAC, SCHOOLCRAFT, SHIAWASSEE, TUSCOLA, VAN BUREN, WASHTENAW, WAYNE AND WEXFORD COUNTIES

	Rates	Fringes
--	-------	---------

Plumber/Pipefitter - gas
distribution pipeline:

Welding in conjunction with gas distribution pipeline work.....	\$ 33.03	20.19
All other work:.....	\$ 24.19	12.28

TEAM0007-004 06/01/2025

AREA 1: ALCONA, ALGER, ALLEGAN, ALPENA, ANTRIM, ARENAC, BARAGA, BARRY, BAY, BENZIE, BERRIEN, BRANCH, CALHOUN, CASS, CHARLEVOIX, CHEBOYGAN, CHIPPEWA, CLARE, CLINTON, CRAWFORD, DELTA, DICKINSON, EATON, EMMET, GLADWIN, GOGEBIC, GRAND TRAVERSE, GRATIOT, HILLSDALE, HOUGHTON, HURON, INGHAM, IONIA, IOSCO, IRON, ISABELLA, JACKSON, KALAMAZOO, KALKASKA, KENT, KEWEENAW, LAKE, LAPEER, LEELANAU, LENAWEE, LUCE, MACKINAC, MANISTEE, MARQUETTE, MASON, MECOSTA, MENOMINEE, MIDLAND, MISSAUKEE, MONTCALM, MONTMORENCY, MUSKEGON, NEWAYGO, OCEANA, OGEMAW, ONTONAGON, OSCEOLA, OSCODA, OTSEGO, OTTAWA, PRESQUE ISLE, ROSCOMMON, SAGINAW, SANILAC, SCHOOLCRAFT, SHIAWASSEE, ST. CLAIR, ST. JOSEPH, TUSCOLA, VAN BUREN AND WEXFORD COUNTIES

AREA 2: GENESEE, LIVINGSTON, MACOMB, MONROE, OAKLAND, WASHTENAW AND WAYNE COUNTIES

	Rates	Fringes
--	-------	---------

TRUCK DRIVER

AREA 1

Euclids, double bottoms and lowboys.....	\$ 33.55	.75 + a+b
Trucks under 8 cu. yds.....	\$ 33.40	.75 + a+b
Trucks, 8 cu. yds. and over.....	\$ 33.40	.75 + a+b

AREA 2

Euclids, double bottoms and lowboys.....	\$ 33.65	.75 + a+b
Trucks under 8 cu. yds.....	\$ 33.50	.75 + a+b
Trucks, 8 cu. yds. and over.....	\$ 33.50	.75 + a+b

Footnote:

- a. \$470.70 per week
b. \$68.70 daily

TEAM0247-004 04/01/2013

AREA 1: ALCONA, ALGER, ALLEGAN, ALPENA, ANTRIM, ARENAC, BARAGA, BARRY, BAY, BENZIE, BERRIEN, BRANCH, CALHOUN, CASS, CHARLEVOIX, CHEBOYGAN, CHIPPEWA, CLARE, CLINTON, CRAWFORD, DELTA, DICKINSON, EATON, EMMET, GLADWIN, GOGEBIC, GRAND TRAVERSE, GRATIOT, HILLSDALE, HOUGHTON, HURON, INGHAM, IONIA, IOSCO, IRON, ISABELLA, JACKSON, KALAMAZOO, KALKASKA, KENT, KEWEENAW, LAKE, LAPEER, LEELANAU, LENAWEE, LUCE, MACKINAC, MANISTEE, MARQUETTE, MASON, MECOSTA, MENOMINEE, MIDLAND, MISSAUKEE, MONTCALM, MONTMORENCY, MUSKEGON, NEWAYGO, OCEANA, OGEMAW, ONTONAGON, OSCEOLA, OSCODA, OTSEGO, OTTAWA, PRESQUE ISLE, ROSCOMMON, SANILAC, SCHOOLCRAFT, SHIAWASSEE, SAGINAW, ST. CLAIR, ST. JOSEPH, TUSCOLA, VAN BUREN AND WEXFORD COUNTIES

AREA 2: GENESEE, LIVINGSTON, MACOMB, MONROE, OAKLAND,

WASHTENAW AND WAYNE COUNTIES

	Rates	Fringes
Sign Installer		
AREA 1		
GROUP 1.....	\$ 21.78	11.83
GROUP 2.....	\$ 25.27	11.8375
AREA 2		
GROUP 1.....	\$ 22.03	11.83
GROUP 2.....	\$ 25.02	11.8375

FOOTNOTE:

a. \$132.70 per week, plus \$17.80 per day.

SIGN INSTALLER CLASSIFICATIONS:

GROUP 1: performs all necessary labor and uses all tools required to construct and set concrete forms required in the installation of highway and street signs

GROUP 2: performs all miscellaneous labor, uses all hand and power tools, and operates all other equipment, mobile or otherwise, required for the installation of highway and street signs

TEAM0247-010 04/01/2018

AREA 1: LAPEER AND SHIAWASSEE COUNTIES

AREA 2: GENESEE, MACOMB, MONROE, OAKLAND, ST. CLAIR, WASHTENAW AND WAYNE COUNTIES

	Rates	Fringes
TRUCK DRIVER (Underground construction)		
AREA 1		
GROUP 1.....	\$ 23.82	19.04
GROUP 2.....	\$ 23.91	19.04
GROUP 3.....	\$ 24.12	19.04
AREA 2		
GROUP 1.....	\$ 24.12	19.04
GROUP 2.....	\$ 24.26	19.04
GROUP 3.....	\$ 24.45	19.04

PAID HOLIDAYS: New Year's Day, Memorial Day, Fourth of July, Labor Day, Thanksgiving Day and Christmas Day.

SCOPE OF WORK: Excavation, site preparation, land balancing, grading, sewers, utilities and improvements; also including but not limited to, tunnels, underground piping, retention, oxidation, flocculation facilities, conduits, general excavation and steel sheeting for underground construction. Underground construction work shall not include any structural modifications, alterations, additions and repairs to buildings or highway work, including roads, streets, bridge construction and parking lots or steel erection.

TRUCK DRIVER CLASSIFICATIONS

GROUP 1: Truck driver on all trucks (EXCEPT dump trucks of 8 cubic yards capacity or over, pole trailers, semis, low boys, Euclid, double bottom and fuel trucks)

GROUP 2: Truck driver on dump trucks of 8 cubic yards capacity or over, pole trailers, semis and fuel trucks

GROUP 3: Truck driver on low boy, Euclid and double bottom

* SUMI2002-001 05/01/2002

	Rates	Fringes
FLAG PERSON.....	\$ 10.10 **	0.00
LINE PROTECTOR (ZONE 1: GENESEE, MACOMB, MONROE, OAKLAND, WASHTENAW AND WAYNE)....	\$ 26.63	14.45
LINE PROTECTOR (ZONE 2: STATEWIDE (EXCLUDING GENESEE, MACOMB, MONROE, OAKLAND, WASHTENAW AND WAYNE).....	\$ 25.03	14.45
Pavement Marking Machine (ZONE 1: GENESEE, MACOMB, MONROE, OAKLAND, WASHTENAW AND WAYNE COUNTIES) Group 1.....	\$ 35.51	14.45
Pavement Marking Machine (ZONE 1: GENESEE, MACOMB, MONROE, OAKLAND, WASHTENAW AND WAYNE) Group 2.....	\$ 31.96	14.45
Pavement Marking Machine (ZONE 2: STATEWIDE (EXCLUDING GENESEE, MACOMB, MONROE, OAKLAND, WASHTENAW AND WAYNE COUNTIES) Group 1.....	\$ 33.37	14.45
Pavement Marking Machine (ZONE 2: STATEWIDE (EXCLUDING GENESEE, MACOMB, MONROE, OAKLAND, WASHTENAW AND WAYNE) Group 2.....	\$ 30.03	14.45

WORK CLASSIFICATIONS:

PAVEMENT MARKER GROUP 1: Drives or operates a truck mounted striper, grinder, blaster, groover, or thermoplastic melter for the placement or removal of temporary or permanent pavement markings or markers.

PAVEMENT MARKER GROUP 2: Performs all functions involved for the placement or removal of temporary or permanent pavement markings or markers not covered by the classification of Pavement Marker Group 1 or Line Protector.

LINE PROTECTOR: Performs all operations for the protection or

removal of temporary or permanent pavement markings or markers in a moving convoy operation not performed by the classification of Pavement Marker Group 1. A moving convoy operation is comprised of only Pavement Markers Group 1 and Line Protectors.

WELDERS - Receive rate prescribed for craft performing operation to which welding is incidental.

=====

** Workers in this classification may be entitled to a higher minimum wage under Executive Order 14026 (\$17.75) or 13658 (\$13.30). Please see the Note at the top of the wage determination for more information. Please also note that the minimum wage requirements of Executive Order 14026 are not currently being enforced as to any contract or subcontract to which the states of Texas, Louisiana, or Mississippi, including their agencies, are a party.

Note: Executive Order (EO) 13706, Establishing Paid Sick Leave for Federal Contractors applies to all contracts subject to the Davis-Bacon Act for which the contract is awarded (and any solicitation was issued) on or after January 1, 2017. If this contract is covered by the EO, the contractor must provide employees with 1 hour of paid sick leave for every 30 hours they work, up to 56 hours of paid sick leave each year. Employees must be permitted to use paid sick leave for their own illness, injury or other health-related needs, including preventive care; to assist a family member (or person who is like family to the employee) who is ill, injured, or has other health-related needs, including preventive care; or for reasons resulting from, or to assist a family member (or person who is like family to the employee) who is a victim of, domestic violence, sexual assault, or stalking. Additional information on contractor requirements and worker protections under the EO is available at <https://www.dol.gov/agencies/whd/government-contracts>.

Unlisted classifications needed for work not included within the scope of the classifications listed may be added after award only as provided in the labor standards contract clauses (29CFR 5.5 (a) (1) (iii)).

The body of each wage determination lists the classifications and wage rates that have been found to be prevailing for the type(s) of construction and geographic area covered by the wage determination. The classifications are listed in alphabetical order under rate identifiers indicating whether the particular rate is a union rate (current union negotiated rate), a survey rate, a weighted union average rate, a state adopted rate, or a supplemental classification rate.

Union Rate Identifiers

A four-letter identifier beginning with characters other than ""SU"", ""UAVG"", ?SA?, or ?SC? denotes that a union rate was prevailing for that classification in the survey. Example: PLUM0198-005 07/01/2024. PLUM is an identifier of the union whose collectively bargained rate prevailed in the survey for

this classification, which in this example would be Plumbers. 0198 indicates the local union number or district council number where applicable, i.e., Plumbers Local 0198. The next number, 005 in the example, is an internal number used in processing the wage determination. The date, 07/01/2024 in the example, is the effective date of the most current negotiated rate.

Union prevailing wage rates are updated to reflect all changes over time that are reported to WHD in the rates in the collective bargaining agreement (CBA) governing the classification.

Union Average Rate Identifiers

The UAVG identifier indicates that no single rate prevailed for those classifications, but that 100% of the data reported for the classifications reflected union rates. EXAMPLE:

UAVG-OH-0010 01/01/2024. UAVG indicates that the rate is a weighted union average rate. OH indicates the State of Ohio. The next number, 0010 in the example, is an internal number used in producing the wage determination. The date, 01/01/2024 in the example, indicates the date the wage determination was updated to reflect the most current union average rate.

A UAVG rate will be updated once a year, usually in January, to reflect a weighted average of the current rates in the collective bargaining agreements on which the rate is based.

Survey Rate Identifiers

The ""SU"" identifier indicates that either a single non-union rate prevailed (as defined in 29 CFR 1.2) for this classification in the survey or that the rate was derived by computing a weighted average rate based on all the rates reported in the survey for that classification. As a weighted average rate includes all rates reported in the survey, it may include both union and non-union rates. Example: SUFL2022-007 6/27/2024. SU indicates the rate is a single non-union prevailing rate or a weighted average of survey data for that classification. FL indicates the State of Florida. 2022 is the year of the survey on which these classifications and rates are based. The next number, 007 in the example, is an internal number used in producing the wage determination. The date, 6/27/2024 in the example, indicates the survey completion date for the classifications and rates under that identifier.

?SU? wage rates typically remain in effect until a new survey is conducted. However, the Wage and Hour Division (WHD) has the discretion to update such rates under 29 CFR 1.6(c)(1).

State Adopted Rate Identifiers

The ""SA"" identifier indicates that the classifications and prevailing wage rates set by a state (or local) government were adopted under 29 C.F.R 1.3(g)-(h). Example: SAME2023-007 01/03/2024. SA reflects that the rates are state adopted. ME refers to the State of Maine. 2023 is the year during which the state completed the survey on which the listed classifications and rates are based. The next number, 007 in the example, is an internal number used in producing the wage determination. The date, 01/03/2024 in the example, reflects the date on which the classifications and rates under the ?SA? identifier took effect under state law in the state from which the rates were adopted.

WAGE DETERMINATION APPEALS PROCESS

1) Has there been an initial decision in the matter? This can be:

- a) a survey underlying a wage determination
- b) an existing published wage determination
- c) an initial WHD letter setting forth a position on a wage determination matter
- d) an initial conformance (additional classification and rate) determination

On survey related matters, initial contact, including requests for summaries of surveys, should be directed to the WHD Branch of Wage Surveys. Requests can be submitted via email to davisbaconinfo@dol.gov or by mail to:

Branch of Wage Surveys
Wage and Hour Division
U.S. Department of Labor
200 Constitution Avenue, N.W.
Washington, DC 20210

Regarding any other wage determination matter such as conformance decisions, requests for initial decisions should be directed to the WHD Branch of Construction Wage Determinations. Requests can be submitted via email to BCWD-Office@dol.gov or by mail to:

Branch of Construction Wage Determinations
Wage and Hour Division
U.S. Department of Labor
200 Constitution Avenue, N.W.
Washington, DC 20210

2) If an initial decision has been issued, then any interested party (those affected by the action) that disagrees with the decision can request review and reconsideration from the Wage and Hour Administrator (See 29 CFR Part 1.8 and 29 CFR Part 7). Requests for review and reconsideration can be submitted via email to dba.reconsideration@dol.gov or by mail to:

Wage and Hour Administrator
U.S. Department of Labor
200 Constitution Avenue, N.W.
Washington, DC 20210

The request should be accompanied by a full statement of the interested party's position and any information (wage payment data, project description, area practice material, etc.) that the requestor considers relevant to the issue.

3) If the decision of the Administrator is not favorable, an interested party may appeal directly to the Administrative Review Board (formerly the Wage Appeals Board). Write to:

Administrative Review Board
U.S. Department of Labor
200 Constitution Avenue, N.W.
Washington, DC 20210.

END OF GENERAL DECISION"

Item C-100 Contractor Quality Control Program (CQCP)

100-1 General. Quality is more than test results. Quality is the combination of proper materials, testing, workmanship, equipment, inspection, and documentation of the project. Establishing and maintaining a culture of quality is key to achieving a quality project. The Contractor shall establish, provide, and maintain an effective Contractor Quality Control Program (CQCP) that details the methods and procedures that will be taken to assure that all materials and completed construction required by this contract conform to contract plans, technical specifications and other requirements, whether manufactured by the Contractor, or procured from subcontractors or vendors. Although guidelines are established and certain minimum requirements are specified here and elsewhere in the contract technical specifications, the Contractor shall assume full responsibility for accomplishing the stated purpose.

The Contractor shall establish a CQCP that will:

- a.** Provide qualified personnel to develop and implement the CQCP.
- b.** Provide for the production of acceptable quality materials.
- c.** Provide sufficient information to assure that the specification requirements can be met.
- d.** Document the CQCP process.

The Contractor shall not begin any construction or production of materials to be incorporated into the completed work until the CQCP has been reviewed and approved by the Resident Project Representative (RPR). No partial payment will be made for materials subject to specific quality control (QC) requirements until the CQCP has been reviewed and approved.

The QC requirements contained in this section and elsewhere in the contract technical specifications are in addition to and separate from the quality assurance (QA) testing requirements. QA testing requirements are the responsibility of the RPR or Contractor as specified in the specifications.

A Quality Control (QC)/Quality Assurance (QA) workshop with the Engineer, Resident Project Representative (RPR), Contractor, subcontractors, testing laboratories, and Owner's representative must be held prior to start of construction. The QC/QA workshop will be facilitated by the Contractor. The Contractor shall coordinate with the Airport and the RPR on time and location of the QC/QA workshop. Items to be addressed, at a minimum, will include:

- a.** Review of the CQCP including submittals, QC Testing, Action & Suspension Limits for Production, Corrective Action Plans, Distribution of QC reports, and Control Charts.
- b.** Discussion of the QA program.
- c.** Discussion of the QC and QA Organization and authority including coordination and information exchange between QC and QA.
- d.** Establish regular meetings to discuss control of materials, methods and testing.
- e.** Establishment of the overall QC culture.

100-2 Description of program.

a. General description. The Contractor shall establish a CQCP to perform QC inspection and testing of all items of work required by the technical specifications, including those performed by subcontractors. The CQCP shall ensure conformance to applicable specifications and plans with respect to materials, off-site fabrication, workmanship, construction, finish, and functional performance. The CQCP shall be effective for control of all construction work performed under this Contract and shall specifically include

surveillance and tests required by the technical specifications, in addition to other requirements of this section and any other activities deemed necessary by the Contractor to establish an effective level of QC.

b. Contractor Quality Control Program (CQCP). The Contractor shall describe the CQCP in a written document that shall be reviewed and approved by the RPR prior to the start of any production, construction, or off-site fabrication. The written CQCP shall be submitted to the RPR for review and approval at least 10 calendar days before the CQCP Workshop. The Contractor's CQCP and QC testing laboratory must be approved in writing by the RPR prior to the Notice to Proceed (NTP).

The CQCP shall be organized to address, as a minimum, the following:

1. QC organization and resumes of key staff
2. Project progress schedule
3. Submittals schedule
4. Inspection requirements
5. QC testing plan
6. Documentation of QC activities and distribution of QC reports
7. Requirements for corrective action when QC and/or QA acceptance criteria are not met
8. Material quality and construction means and methods. Address all elements applicable to the project that affect the quality of the pavement structure including subgrade, subbase, base, and surface course. Some elements that must be addressed include, but is not limited to mix design, aggregate grading, stockpile management, mixing and transporting, placing and finishing, quality control testing and inspection, smoothness, laydown plan, equipment, and temperature management plan.

The Contractor must add any additional elements to the CQCP that is necessary to adequately control all production and/or construction processes required by this contract.

100-3 CQCP organization. The CQCP shall be implemented by the establishment of a QC organization. An organizational chart shall be developed to show all QC personnel, their authority, and how these personnel integrate with other management/production and construction functions and personnel.

The organizational chart shall identify all QC staff by name and function, and shall indicate the total staff required to implement all elements of the CQCP, including inspection and testing for each item of work. If necessary, different technicians can be used for specific inspection and testing functions for different items of work. If an outside organization or independent testing laboratory is used for implementation of all or part of the CQCP, the personnel assigned shall be subject to the qualification requirements of paragraphs 100-03a and 100-03b. The organizational chart shall indicate which personnel are Contractor employees and which are provided by an outside organization.

The QC organization shall, as a minimum, consist of the following personnel:

a. Program Administrator. The Contractor Quality Control Program Administrator (CQCPA) must be a full-time employee of the Contractor, or a consultant engaged by the Contractor. The CQCPA must have a minimum of five (5) years of experience in QC pavement construction with prior QC experience on a project of comparable size and scope as the contract.

Included in the five (5) years of paving/QC experience, the CQCPA must meet at least one of the following requirements:

- (1) Professional Engineer with one (1) year of airport paving experience.
- (2) Engineer-in-training with two (2) years of airport paving experience.

(3) National Institute for Certification in Engineering Technologies (NICET) Civil Engineering Technology Level IV with three (3) years of airport paving experience.

(4) An individual with four (4) years of airport paving experience, with a Bachelor of Science Degree in Civil Engineering, Civil Engineering Technology or Construction.

The CQCPA must have full authority to institute any and all actions necessary for the successful implementation of the CQCP to ensure compliance with the contract plans and technical specifications. The CQCPA authority must include the ability to immediately stop production until materials and/or processes are in compliance with contract specifications. The CQCPA must report directly to a principal officer of the construction firm. The CQCPA may supervise the Quality Control Program on more than one project provided that person can be at the job site within two (2) hours after being notified of a problem.

b. QC technicians. A sufficient number of QC technicians necessary to adequately implement the CQCP must be provided. These personnel must be either Engineers, engineering technicians, or experienced craftsman with qualifications in the appropriate field equivalent to NICET Level II in Civil Engineering Technology or higher, and shall have a minimum of two (2) years of experience in their area of expertise.

The QC technicians must report directly to the CQCPA and shall perform the following functions:

- (1) Inspection of all materials, construction, plant, and equipment for conformance to the technical specifications, and as required by paragraph 100-6.
- (2) Performance of all QC tests as required by the technical specifications and paragraph 100-8.
- (3) Performance of tests for the RPR when required by the technical specifications.

Certification at an equivalent level of qualification and experience by a state or nationally recognized organization will be acceptable in lieu of NICET certification.

c. Staffing levels. The Contractor shall provide sufficient qualified QC personnel to monitor each work activity at all times. Where material is being produced in a plant for incorporation into the work, separate plant and field technicians shall be provided at each plant and field placement location. The scheduling and coordinating of all inspection and testing must match the type and pace of work activity. The CQCP shall state where different technicians will be required for different work elements.

100-4 Project progress schedule. Critical QC activities must be shown on the project schedule as required by Section 80, paragraph 80-03, *Execution and Progress*.

100-5 Submittals schedule. The Contractor shall submit a detailed listing of all submittals (for example, mix designs, material certifications) and shop drawings required by the technical specifications. The listing can be developed in a spreadsheet format and shall include as a minimum:

- a. Specification item number
- b. Item description
- c. Description of submittal
- d. Specification paragraph requiring submittal
- e. Scheduled date of submittal

100-6 Inspection requirements. QC inspection functions shall be organized to provide inspections for all definable features of work, as detailed below. All inspections shall be documented by the Contractor as specified by paragraph 100-9.

Inspections shall be performed as needed to ensure continuing compliance with contract requirements until completion of the particular feature of work. Inspections shall include the following minimum requirements:

a. During plant operation for material production, QC test results and periodic inspections shall be used to ensure the quality of aggregates and other mix components, and to adjust and control mix proportioning to meet the approved mix design and other requirements of the technical specifications. All equipment used in proportioning and mixing shall be inspected to ensure its proper operating condition. The CQCP shall detail how these and other QC functions will be accomplished and used.

b. During field operations, QC test results and periodic inspections shall be used to ensure the quality of all materials and workmanship. All equipment used in placing, finishing, and compacting shall be inspected to ensure its proper operating condition and to ensure that all such operations are in conformance to the technical specifications and are within the plan dimensions, lines, grades, and tolerances specified. The CQCP shall document how these and other QC functions will be accomplished and used.

100-7 Contractor QC testing facility.

a. For projects that include Item P-401, Item P-403, and Item P-404, the Contractor shall ensure facilities, including all necessary equipment, materials, and current reference standards, are provided that meet requirements in the following paragraphs of ASTM D3666, *Standard Specification for Minimum Requirements for Agencies Testing and Inspecting Road and Paving Materials*:

- 8.1.3 Equipment Calibration and Checks;
- 8.1.9 Equipment Calibration, Standardization, and Check Records;
- 8.1.12 Test Methods and Procedures

b. For projects that include P-501, the Contractor shall ensure facilities, including all necessary equipment, materials, and current reference standards, are provided that meet requirements in the following paragraphs of ASTM C1077, *Standard Practice for Agencies Testing Concrete and Concrete Aggregates for Use in Construction and Criteria for Testing Agency Evaluation*:

- 7 Test Methods and Procedures
- 8 Facilities, Equipment, and Supplemental Procedures

100-8 QC testing plan. As a part of the overall CQCP, the Contractor shall implement a QC testing plan, as required by the technical specifications. The testing plan shall include the minimum tests and test frequencies required by each technical specification Item, as well as any additional QC tests that the Contractor deems necessary to adequately control production and/or construction processes.

The QC testing plan can be developed in a spreadsheet fashion and shall, as a minimum, include the following:

- a.** Specification item number (e.g., P-401)
- b.** Item description (e.g., Hot Mix Asphalt Pavements)
- c.** Test type (e.g., gradation, grade, asphalt content)
- d.** Test standard (e.g., ASTM or American Association of State Highway and Transportation Officials (AASHTO) test number, as applicable)
- e.** Test frequency (e.g., as required by technical specifications or minimum frequency when requirements are not stated)
- f.** Responsibility (e.g., plant technician)

g. Control requirements (e.g., target, permissible deviations)

The QC testing plan shall contain a statistically-based procedure of random sampling for acquiring test samples in accordance with ASTM D3665. The RPR shall be provided the opportunity to witness QC sampling and testing.

All QC test results shall be documented by the Contractor as required by paragraph 100-9.

100-9 Documentation. The Contractor shall maintain current QC records of all inspections and tests performed. These records shall include factual evidence that the required QC inspections or tests have been performed, including type and number of inspections or tests involved; results of inspections or tests; nature of defects, deviations, causes for rejection, etc.; proposed remedial action; and corrective actions taken.

These records must cover both conforming and defective or deficient features, and must include a statement that all supplies and materials incorporated in the work are in full compliance with the terms of the contract. Legible copies of these records shall be furnished to the RPR daily. The records shall cover all work placed subsequent to the previously furnished records and shall be verified and signed by the CQCPA.

Contractor QC records required for the contract shall include, but are not necessarily limited to, the following records:

a. Daily inspection reports. Each Contractor QC technician shall maintain a daily log of all inspections performed for both Contractor and subcontractor operations. These technician's daily reports shall provide factual evidence that continuous QC inspections have been performed and shall, as a minimum, include the following:

- (1) Technical specification item number and description
- (2) Compliance with approved submittals
- (3) Proper storage of materials and equipment
- (4) Proper operation of all equipment
- (5) Adherence to plans and technical specifications
- (6) Summary of any necessary corrective actions
- (7) Safety inspection.

The daily inspection reports shall identify all QC inspections and QC tests conducted, results of inspections, location and nature of defects found, causes for rejection, and remedial or corrective actions taken or proposed.

The daily inspection reports shall be signed by the responsible QC technician and the CQCPA. The RPR shall be provided at least one copy of each daily inspection report on the work day following the day of record. When QC inspection and test results are recorded and transmitted electronically, the results must be archived.

b. Daily test reports. The Contractor shall be responsible for establishing a system that will record all QC test results. Daily test reports shall document the following information:

- (1) Technical specification item number and description
- (2) Test designation
- (3) Location
- (4) Date of test
- (5) Control requirements
- (6) Test results

- (7) Causes for rejection
- (8) Recommended remedial actions
- (9) Retests

Test results from each day's work period shall be submitted to the RPR prior to the start of the next day's work period. When required by the technical specifications, the Contractor shall maintain statistical QC charts. When QC daily test results are recorded and transmitted electronically, the results must be archived.

100-10 Corrective action requirements. The CQCP shall indicate the appropriate action to be taken when a process is deemed, or believed, to be out of control (out of tolerance) and detail what action will be taken to bring the process into control. The requirements for corrective action shall include both general requirements for operation of the CQCP as a whole, and for individual items of work contained in the technical specifications.

The CQCP shall detail how the results of QC inspections and tests will be used for determining the need for corrective action and shall contain clear rules to gauge when a process is out of control and the type of correction to be taken to regain process control.

When applicable or required by the technical specifications, the Contractor shall establish and use statistical QC charts for individual QC tests. The requirements for corrective action shall be linked to the control charts.

100-11 Inspection and/or observations by the RPR. All items of material and equipment are subject to inspection and/or observation by the RPR at the point of production, manufacture or shipment to determine if the Contractor, producer, manufacturer or shipper maintains an adequate QC system in conformance with the requirements detailed here and the applicable technical specifications and plans. In addition, all items of materials, equipment and work in place shall be subject to inspection and/or observation by the RPR at the site for the same purpose.

Inspection and/or observations by the RPR does not relieve the Contractor of performing QC inspections of either on-site or off-site Contractor's or subcontractor's work.

100-12 Noncompliance.

a. The Resident Project Representative (RPR) will provide written notice to the Contractor of any noncompliance with their CQCP. After receipt of such notice, the Contractor must take corrective action.

b. When QC activities do not comply with either the CQCP or the contract provisions or when the Contractor fails to properly operate and maintain an effective CQCP, and no effective corrective actions have been taken after notification of non-compliance, the RPR will recommend the Owner take the following actions:

- (1) Order the Contractor to replace ineffective or unqualified QC personnel or subcontractors and/or
- (2) Order the Contractor to stop operations until appropriate corrective actions are taken.

METHOD OF MEASUREMENT

100-13 Basis of measurement and payment. Contractor Quality Control Program (CQCP) is for the personnel, tests, facilities and documentation required to implement the CQCP. The CQCP will be paid as a lump sum with the following schedule of partial payments:

- a. With first pay request, 25% with approval of CQCP and completion of the Quality Control (QC)/Quality Assurance (QA) workshop.

- b. When 25% or more of the original contract is earned, an additional 25%.
- c. When 50% or more of the original contract is earned, an additional 20%.
- d. When 75% or more of the original contract is earned, an additional 20%
- e. After final inspection and acceptance of project, the final 10%.

BASIS OF PAYMENT

100-14 Payment will be made under:

Item C-100 Contractor Quality Control Program (CQCP)

REFERENCES

The publications listed below form a part of this specification to the extent referenced. The publications are referred to within the text by the basic designation only.

National Institute for Certification in Engineering Technologies (NICET)

ASTM International (ASTM)

ASTM C1077	Standard Practice for Agencies Testing Concrete and Concrete Aggregates for Use in Construction and Criteria for Testing Agency Evaluation
ASTM D3665	Standard Practice for Random Sampling of Construction Materials
ASTM D3666	Standard Specification for Minimum Requirements for Agencies Testing and Inspecting Road and Paving Materials

END OF ITEM C-100

Item C-102 Temporary Air and Water Pollution, Soil Erosion, and Siltation Control

DESCRIPTION

102-1. This item shall consist of temporary control measures as shown on the plans or as ordered by the Resident Project Representative (RPR) during the life of a contract to control pollution of air and water, soil erosion, and siltation through the use of silt fences, berms, dikes, dams, sediment basins, fiber mats, gravel, mulches, grasses, slope drains, and other erosion control devices or methods.

Temporary erosion control shall be in accordance with the approved erosion control plan; the approved Construction Safety and Phasing Plan (CSPP) and AC 150/5370-2, *Operational Safety on Airports During Construction*. The temporary erosion control measures contained herein shall be coordinated with the permanent erosion control measures specified as part of this contract to the extent practical to assure economical, effective, and continuous erosion control throughout the construction period.

Temporary control may include work outside the construction limits such as borrow pit operations, equipment and material storage sites, waste areas, and temporary plant sites.

Temporary control measures shall be designed, installed and maintained to minimize the creation of wildlife attractants that have the potential to attract hazardous wildlife on or near public-use airports.

MATERIALS

102-2.1 Grass. Grass that will not compete with the grasses sown later for permanent cover per Item T-901 shall be a quick-growing species (such as ryegrass, Italian ryegrass, or cereal grasses) suitable to the area providing a temporary cover. Selected grass species shall not create a wildlife attractant.

102-2.2 Mulches. Mulches may be hay, straw, fiber mats, netting, bark, wood chips, or other suitable material reasonably clean and free of noxious weeds and deleterious materials per Item T-908. Mulches shall not create a wildlife attractant.

102-2.3 Fertilizer. Fertilizer shall be a standard commercial grade and shall conform to all federal and state regulations and to the standards of the Association of Official Agricultural Chemists.

102-2.4 Slope drains. Slope drains may be constructed of pipe, fiber mats, rubble, concrete, asphalt, or other materials that will adequately control erosion.

102-2.5 Silt fence. Silt fence shall consist of polymeric filaments which are formed into a stable network such that filaments retain their relative positions. Synthetic filter fabric shall contain ultraviolet ray inhibitors and stabilizers to provide a minimum of six months of expected usable construction life. Silt fence shall meet the requirements of ASTM D6461.

102-2.6 Storm drain inlet protection. Storm drain inlet protection shall be Ultra-drain Guard Reusable® Model or approved equal. **102-2.7 Other.** All other materials shall meet commercial grade standards and shall be approved by the RPR before being incorporated into the project.

CONSTRUCTION REQUIREMENTS

102-3.1 General. In the event of conflict between these requirements and pollution control laws, rules, or regulations of other federal, state, or local agencies, the more restrictive laws, rules, or regulations shall apply.

The RPR shall be responsible for assuring compliance to the extent that construction practices, construction operations, and construction work are involved.

102-3.2 Schedule. Prior to the start of construction, the Contractor shall submit schedules in accordance with the approved Construction Safety and Phasing Plan (CSPP) and the plans for accomplishment of temporary and permanent erosion control work for clearing and grubbing; grading; construction; paving; and structures at watercourses. The Contractor shall also submit a proposed method of erosion and dust control on haul roads and borrow pits and a plan for disposal of waste materials. Work shall not be started until the erosion control schedules and methods of operation for the applicable construction have been accepted by the RPR.

102-3.3 Construction details. The Contractor will be required to incorporate all permanent erosion control features into the project at the earliest practicable time as outlined in the plans and approved CSPP. Except where future construction operations will damage slopes, the Contractor shall perform the permanent seeding and mulching and other specified slope protection work in stages, as soon as substantial areas of exposed slopes can be made available. Temporary erosion and pollution control measures will be used to correct conditions that develop during construction that were not foreseen during the design stage; that are needed prior to installation of permanent control features; or that are needed temporarily to control erosion that develops during normal construction practices, but are not associated with permanent control features on the project.

Where erosion may be a problem, schedule and perform clearing and grubbing operations so that grading operations and permanent erosion control features can follow immediately if project conditions permit. Temporary erosion control measures are required if permanent measures cannot immediately follow grading operations. The RPR shall limit the area of clearing and grubbing, excavation, borrow, and embankment operations in progress, commensurate with the Contractor's capability and progress in keeping the finish grading, mulching, seeding, and other such permanent control measures current with the accepted schedule. If seasonal limitations make such coordination unrealistic, temporary erosion control measures shall be taken immediately to the extent feasible and justified as directed by the RPR.

The Contractor shall provide immediate permanent or temporary pollution control measures to minimize contamination of adjacent streams or other watercourses, lakes, ponds, or other areas of water impoundment as directed by the RPR. If temporary erosion and pollution control measures are required due to the Contractor's negligence, carelessness, or failure to install permanent controls as a part of the work as scheduled or directed by the RPR, the work shall be performed by the Contractor and the cost shall be incidental to this item.

The RPR may increase or decrease the area of erodible earth material that can be exposed at any time based on an analysis of project conditions.

The erosion control features installed by the Contractor shall be maintained by the Contractor during the construction period.

Provide temporary structures whenever construction equipment must cross watercourses at frequent intervals. Pollutants such as fuels, lubricants, bitumen, raw sewage, wash water from concrete mixing operations, and other harmful materials shall not be discharged into any waterways, impoundments or into natural or manmade channels.

102-3.4 Installation, maintenance and removal of silt fence. Silt fences shall extend a minimum of 16 inches (41 cm) and a maximum of 34 inches (86 cm) above the ground surface. Posts shall be set no more

than 10 feet (3 m) on center. Filter fabric shall be cut from a continuous roll to the length required minimizing joints where possible. When joints are necessary, the fabric shall be spliced at a support post with a minimum 12-inch (300-mm) overlap and securely sealed. A trench shall be excavated approximately 4 inches (100 mm) deep by 4 inches (100 mm) wide on the upslope side of the silt fence. The trench shall be backfilled and the soil compacted over the silt fence fabric. The Contractor shall remove and dispose of silt that accumulates during construction and prior to establishment of permanent erosion control. The fence shall be maintained in good working condition until permanent erosion control is established. Silt fence shall be removed upon approval of the RPR.

METHOD OF MEASUREMENT

102-4.1 Temporary erosion and pollution control work required will be performed as scheduled or directed by the RPR. Completed and accepted work will be measured as follows:

- a. Installation and removal of silt fence will be measured by the linear foot (meter)
- b. Installation and removal of filter fabric will be measured by the linear foot (meter)
- c. Installation and removal of storm drain inlet protection will be measured per each (each)

102-4.2 Control work performed for protection of construction areas outside the construction limits, such as borrow and waste areas, haul roads, equipment and material storage sites, and temporary plant sites, will not be measured and paid for directly but shall be considered as a subsidiary obligation of the Contractor.

BASIS OF PAYMENT

102-5.1 Accepted quantities of temporary water pollution, soil erosion, and siltation control work ordered by the RPR and measured as provided in paragraph 102-4.1 will be paid for under:

Item C-102-5.1	Installation and removal of silt fence per linear feet (meter)
Item C-102-5.1	Installation and removal of filter fabric in trench drain per linear feet (meter)
Item C-102-5.1	Installation and removal of storm drain inlet protection per each

Where other directed work falls within the specifications for a work item that has a contract price, the units of work shall be measured and paid for at the contract unit price bid for the various items.

Temporary control features not covered by contract items that are ordered by the RPR will be paid for in accordance with Section 90, paragraph 90-05 *Payment for Extra Work*.

REFERENCES

The publications listed below form a part of this specification to the extent referenced. The publications are referred to within the text by the basic designation only.

Advisory Circulars (AC)

AC 150/5200-33	<i>Hazardous Wildlife Attractants on or Near Airports</i>
AC 150/5370-2	<i>Operational Safety on Airports During Construction</i>

ASTM International (ASTM)

ASTM D6461 *Standard Specification for Silt Fence Materials*

United States Department of Agriculture (USDA)

FAA/USDA Wildlife Hazard Management at Airports, A Manual for Airport Personnel

END OF ITEM C-102

Item C-105 Mobilization

105-1 Description. This item of work shall consist of, but is not limited to, work and operations necessary for the movement of personnel, equipment, material and supplies to and from the project site for work on the project except as provided in the contract as separate pay items.

105-2 Mobilization limit. Mobilization shall be limited to 10 percent of the total project cost.

105-3 Posted notices. Prior to commencement of construction activities, the Contractor must post the following documents in a prominent and accessible place where they may be easily viewed by all employees of the prime Contractor and by all employees of subcontractors engaged by the prime Contractor: Equal Employment Opportunity (EEO) Poster "Equal Employment Opportunity is the Law" in accordance with the Office of Federal Contract Compliance Programs Executive Order 11246, as amended; Davis Bacon Wage Poster (WH 1321) - DOL "Notice to All Employees" Poster; and Applicable Davis-Bacon Wage Rate Determination. These notices must remain posted until final acceptance of the work by the Owner.

105-4 Engineer/RPR field office. An Engineer/RPR field office is not required.

METHOD OF MEASUREMENT

105-5 Basis of measurement and payment. Based upon the contract lump sum price for "Mobilization" partial payments will be allowed as follows:

- a. With first pay request, 25%.
- b. When 25% or more of the original contract is earned, an additional 25%.
- c. When 50% or more of the original contract is earned, an additional 40%.
- d. After Final Inspection, Staging area clean-up and delivery of all Project Closeout materials as required by Section 90, paragraph 90-11, Contractor Final Project Documentation, the final 10%.

BASIS OF PAYMENT

105-6 Payment will be made under:

Item C-105-6.1 Mobilization (10% +/- Maximum) per lump sum

REFERENCES

The publications listed below form a part of this specification to the extent referenced. The publications are referred to within the text by the basic designation only.

Office of Federal Contract Compliance Programs (OFCCP)

Executive Order 11246, as amended

EEOC-P/E-1 – Equal Employment Opportunity is the Law Poster

United States Department of Labor, Wage and Hour Division (WHD)
WH 1321 – Employee Rights under the Davis-Bacon Act Poster

END OF ITEM C-105

Page Intentionally Blank

Item CX-106 Safety, Security and Maintenance of Traffic

DESCRIPTION

106-1.1 General. This work shall consist of maintaining aircraft and vehicular traffic and protecting the public from damage to person and property within the limits of and for the duration of the Contract, and as specified in the Construction Safety and Phasing Plan, Appendix A to Section 70.

Contractor is responsible for maintenance and repair of these items, regardless of cause of damage, until the project is accepted.

The following items are specifically included without limiting the generality implied by these Specifications and the Contract Drawings. Contractor is responsible for maintenance and repair of these items, regardless of cause of damage, until the project is accepted.

- Restoration of all surfaces disturbed as a result of the Contractor's Operations which are not otherwise paid for.
- Maintenance and repair of existing access roads, including dust control measures. **An operational vacuum-type sweeper truck is required on-site at all times and shall be made available for use upon request of the RPR.**
- Installation, maintenance, repair and removal of temporary barricades, barricade lights, barricade flags, warning signs and hazard markings.
- Cleaning and maintenance of all paved areas.
- Security requirements, including driver training.

METHOD OF MEASUREMENT

106-2.1 Measurement for payment of safety, security and maintenance of traffic will be made on a lump sum basis. Measurements for partial payment may be made at the discretion of the RPR as the work progresses based on contract time or percent of work completed.

BASIS OF PAYMENT

106-3.1 The lump sum price bid for safety, security and maintenance of traffic shall include all equipment, materials, labor and incidentals necessary to adequately and safely maintain and protect traffic.

In the event the contract completion date is extended, no additional payment will be made for safety, security and maintenance of traffic.

Partial payments of the lump sum price bid may be made for this item at the discretion of the RPR as the work progresses based on contract time or work completed, less any deductions for unsatisfactory safety, security and maintenance of traffic.

No payment will be made under safety, security and maintenance of traffic for each calendar day during which there are substantial deficiencies in compliance with the Specification requirements of any subsection of this Section as determined by the RPR.

The amount of such calendar day non-payment will be determined by dividing the lump sum amount bid for safety, security and maintenance of traffic by the number of calendar days between the date the Contractor commences work and the date of completion as designated in this proposal, without regard to any extension of time.

If the Contractor fails to maintain and protect traffic adequately and safely for a period of 24 hours, the Owner shall correct the adverse conditions by any means it deems appropriate and shall deduct the cost of the corrective work from any monies due the Contractor. The cost of this work shall be in addition to the liquidated damages and non-payment for safety, security and maintenance of traffic listed above.

However, where major nonconformance with the requirements of this Specification is noted by the RPR and prompt Contractor compliance is deemed not to be obtainable, all contract work may be stopped by direct order of the RPR regardless of whether corrections are made by the Owner as stated in the paragraph above.

Payment will be made under:

CX-106-3.1 Safety, Security and Maintenance of Traffic - per lump sum

END OF ITEM CX-106

Item C-110 Method of Estimating Percentage of Material Within Specification Limits (PWL)

110-1 General. When the specifications provide for acceptance of material based on the method of estimating percentage of material within specification limits (PWL), the PWL will be determined in accordance with this section. All test results for a lot will be analyzed statistically to determine the total estimated percent of the lot that is within specification limits. The PWL is computed using the sample average (\bar{X}) and sample standard deviation (S_n) of the specified number (n) of sublots for the lot and the specification tolerance limits, L for lower and U for upper, for the particular acceptance parameter. From these values, the respective Quality index, Q_L for Lower Quality Index and/or Q_U for Upper Quality Index, is computed and the PWL for the lot for the specified n is determined from Table 1. All specification limits specified in the technical sections shall be absolute values. Test results used in the calculations shall be to the significant figure given in the test procedure.

There is some degree of uncertainty (risk) in the measurement for acceptance because only a small fraction of production material (the population) is sampled and tested. This uncertainty exists because all portions of the production material have the same probability to be randomly sampled. The Contractor's risk is the probability that material produced at the acceptable quality level is rejected or subjected to a pay adjustment. The Owner's risk is the probability that material produced at the rejectable quality level is accepted.

It is the intent of this section to inform the Contractor that, in order to consistently offset the Contractor's risk for material evaluated, production quality (using population average and population standard deviation) must be maintained at the acceptable quality specified or higher. In all cases, it is the responsibility of the Contractor to produce at quality levels that will meet the specified acceptance criteria when sampled and tested at the frequencies specified.

110-2 Method for computing PWL. The computational sequence for computing PWL is as follows:

- a. Divide the lot into n sublots in accordance with the acceptance requirements of the specification.
- b. Locate the random sampling position within the subplot in accordance with the requirements of the specification.
- c. Make a measurement at each location, or take a test portion and make the measurement on the test portion in accordance with the testing requirements of the specification.
- d. Find the sample average (\bar{X}) for all subplot test values within the lot by using the following formula:

$$\bar{X} = (x_1 + x_2 + x_3 + \dots + x_n) / n$$

Where: \bar{X} = Sample average of all subplot test values within a lot

x_1, x_2, \dots, x_n = Individual subplot test values

n = Number of subplot test values

- e. Find the sample standard deviation (S_n) by use of the following formula:

$$S_n = [(d_1^2 + d_2^2 + d_3^2 + \dots + d_n^2)/(n-1)]^{1/2}$$

Where: S_n = Sample standard deviation of the number of subplot test values in the set

d_1, d_2, \dots, d_n = Deviations of the individual subplot test values x_1, x_2, \dots from the average value \bar{X}

that is: $d_1 = (x_1 - \bar{X}), d_2 = (x_2 - \bar{X}) \dots d_n = (x_n - \bar{X})$

n = Number of subplot test values

f. For single sided specification limits (i.e., L only), compute the Lower Quality Index Q_L by use of the following formula:

$$Q_L = (\bar{X} - L) / S_n$$

Where: L = specification lower tolerance limit

Estimate the percentage of material within limits (PWL) by entering Table 1 with Q_L , using the column appropriate to the total number (n) of measurements. If the value of Q_L falls between values shown on the table, use the next higher value of PWL.

g. For double-sided specification limits (i.e., L and U), compute the Quality Indexes Q_L and Q_U by use of the following formulas:

$$Q_L = (\bar{X} - L) / S_n$$

and

$$Q_U = (U - \bar{X}) / S_n$$

Where: L and U = specification lower and upper tolerance limits

Estimate the percentage of material between the lower (L) and upper (U) tolerance limits (PWL) by entering Table 1 separately with Q_L and Q_U , using the column appropriate to the total number (n) of measurements, and determining the percent of material above P_L and percent of material below P_U for each tolerance limit. If the values of Q_L fall between values shown on the table, use the next higher value of P_L or P_U . Determine the PWL by use of the following formula:

$$PWL = (P_U + P_L) - 100$$

Where: P_L = percent within lower specification limit

P_U = percent within upper specification limit

EXAMPLE OF PWL CALCULATION

Project: Example Project

Test Item: Item P-401, Lot A.

A. PWL Determination for Mat Density.

1. Density of four random cores taken from Lot A.

A-1 = 96.60

A-2 = 97.55

A-3 = 99.30

A-4 = 98.35

$n = 4$

2. Calculate average density for the lot.

$$X = (x_1 + x_2 + x_3 + \dots + x_n) / n$$

$$X = (96.60 + 97.55 + 99.30 + 98.35) / 4$$

$$X = 97.95\% \text{ density}$$

3. Calculate the standard deviation for the lot.

$$S_n = [((96.60 - 97.95)^2 + (97.55 - 97.95)^2 + (99.30 - 97.95)^2 + (98.35 - 97.95)^2) / (4 - 1)]^{1/2}$$

$$S_n = [(1.82 + 0.16 + 1.82 + 0.16) / 3]^{1/2}$$

$$S_n = 1.15$$

4. Calculate the Lower Quality Index Q_L for the lot. ($L=96.3$)

$$Q_L = (X - L) / S_n$$

$$Q_L = (97.95 - 96.30) / 1.15$$

$$Q_L = 1.4348$$

5. Determine PWL by entering Table 1 with $Q_L = 1.44$ and $n = 4$.

$$PWL = 98$$

B. PWL Determination for Air Voids.

1. Air Voids of four random samples taken from Lot A.

$$A-1 = 5.00$$

$$A-2 = 3.74$$

$$A-3 = 2.30$$

$$A-4 = 3.25$$

2. Calculate the average air voids for the lot.

$$X = (x_1 + x_2 + x_3 + \dots + x_n) / n$$

$$X = (5.00 + 3.74 + 2.30 + 3.25) / 4$$

$$X = 3.57\%$$

3. Calculate the standard deviation S_n for the lot.

$$S_n = [((3.57 - 5.00)^2 + (3.57 - 3.74)^2 + (3.57 - 2.30)^2 + (3.57 - 3.25)^2) / (4 - 1)]^{1/2}$$

$$S_n = [(2.04 + 0.03 + 1.62 + 0.10) / 3]^{1/2}$$

$$S_n = 1.12$$

4. Calculate the Lower Quality Index Q_L for the lot. ($L = 2.0$)

$$Q_L = (X - L) / S_n$$

$$Q_L = (3.57 - 2.00) / 1.12$$

$$Q_L = 1.3992$$

5. Determine P_L by entering Table 1 with $Q_L = 1.41$ and $n = 4$.

$$P_L = 97$$

6. Calculate the Upper Quality Index Q_U for the lot. ($U = 5.0$)

$$Q_U = (U - X) / S_n$$

$$Q_U = (5.00 - 3.57) / 1.12$$

$$Q_U = 1.2702$$

7. Determine P_U by entering Table 1 with $Q_U = 1.29$ and $n = 4$.

$$P_U = 93$$

8. Calculate Air Voids PWL

$$PWL = (P_L + P_U) - 100$$

$$PWL = (97 + 93) - 100 = 90$$

EXAMPLE OF OUTLIER CALCULATION (REFERENCE ASTM E178)

Project: Example Project

Test Item: Item P-401, Lot A.

A. Outlier Determination for Mat Density.

1. Density of four random cores taken from Lot A arranged in descending order.

$$A-3 = 99.30$$

$$A-4 = 98.35$$

$$A-2 = 97.55$$

$$A-1 = 96.60$$

2. From ASTM E178, Table 1, for $n=4$ an upper 5% significance level, the critical value for test criterion = 1.463.

3. Use average density, standard deviation, and test criterion value to evaluate density measurements.

a. For measurements greater than the average:

If (measurement - average)/(standard deviation) is less than test criterion, then the measurement is not considered an outlier.

For A-3, check if $(99.30 - 97.95) / 1.15$ is greater than 1.463.

Since 1.174 is less than 1.463, the value is not an outlier.

b. For measurements less than the average:

If (average - measurement)/(standard deviation) is less than test criterion, then the measurement is not considered an outlier.

For A-1, check if $(97.95 - 96.60) / 1.15$ is greater than 1.463.

Since 1.135 is less than 1.463, the value is not an outlier.

Note: In this example, a measurement would be considered an outlier if the density were:

$$\text{Greater than } (97.95 + 1.463 \times 1.15) = 99.63\%$$

OR

$$\text{less than } (97.95 - 1.463 \times 1.15) = 96.27\%.$$

Table 1. Table for Estimating Percent of Lot Within Limits (PWL)

Percent Within Limits (P_L and P_U)	Positive Values of Q (Q_L and Q_U)							
	n=3	n=4	n=5	n=6	n=7	n=8	n=9	n=10
99	1.1541	1.4700	1.6714	1.8008	1.8888	1.9520	1.9994	2.0362
98	1.1524	1.4400	1.6016	1.6982	1.7612	1.8053	1.8379	1.8630

Percent Within Limits (P _L and P _U)	Positive Values of Q (Q _L and Q _U)							
	n=3	n=4	n=5	n=6	n=7	n=8	n=9	n=10
97	1.1496	1.4100	1.5427	1.6181	1.6661	1.6993	1.7235	1.7420
96	1.1456	1.3800	1.4897	1.5497	1.5871	1.6127	1.6313	1.6454
95	1.1405	1.3500	1.4407	1.4887	1.5181	1.5381	1.5525	1.5635
94	1.1342	1.3200	1.3946	1.4329	1.4561	1.4717	1.4829	1.4914
93	1.1269	1.2900	1.3508	1.3810	1.3991	1.4112	1.4199	1.4265
92	1.1184	1.2600	1.3088	1.3323	1.3461	1.3554	1.3620	1.3670
91	1.1089	1.2300	1.2683	1.2860	1.2964	1.3032	1.3081	1.3118
90	1.0982	1.2000	1.2290	1.2419	1.2492	1.2541	1.2576	1.2602
89	1.0864	1.1700	1.1909	1.1995	1.2043	1.2075	1.2098	1.2115
88	1.0736	1.1400	1.1537	1.1587	1.1613	1.1630	1.1643	1.1653
87	1.0597	1.1100	1.1173	1.1192	1.1199	1.1204	1.1208	1.1212
86	1.0448	1.0800	1.0817	1.0808	1.0800	1.0794	1.0791	1.0789
85	1.0288	1.0500	1.0467	1.0435	1.0413	1.0399	1.0389	1.0382
84	1.0119	1.0200	1.0124	1.0071	1.0037	1.0015	1.0000	0.9990
83	0.9939	0.9900	0.9785	0.9715	0.9671	0.9643	0.9624	0.9610
82	0.9749	0.9600	0.9452	0.9367	0.9315	0.9281	0.9258	0.9241
81	0.9550	0.9300	0.9123	0.9025	0.8966	0.8928	0.8901	0.8882
80	0.9342	0.9000	0.8799	0.8690	0.8625	0.8583	0.8554	0.8533
79	0.9124	0.8700	0.8478	0.8360	0.8291	0.8245	0.8214	0.8192
78	0.8897	0.8400	0.8160	0.8036	0.7962	0.7915	0.7882	0.7858
77	0.8662	0.8100	0.7846	0.7716	0.7640	0.7590	0.7556	0.7531
76	0.8417	0.7800	0.7535	0.7401	0.7322	0.7271	0.7236	0.7211
75	0.8165	0.7500	0.7226	0.7089	0.7009	0.6958	0.6922	0.6896
74	0.7904	0.7200	0.6921	0.6781	0.6701	0.6649	0.6613	0.6587
73	0.7636	0.6900	0.6617	0.6477	0.6396	0.6344	0.6308	0.6282
72	0.7360	0.6600	0.6316	0.6176	0.6095	0.6044	0.6008	0.5982
71	0.7077	0.6300	0.6016	0.5878	0.5798	0.5747	0.5712	0.5686
70	0.6787	0.6000	0.5719	0.5582	0.5504	0.5454	0.5419	0.5394
69	0.6490	0.5700	0.5423	0.5290	0.5213	0.5164	0.5130	0.5105
68	0.6187	0.5400	0.5129	0.4999	0.4924	0.4877	0.4844	0.4820
67	0.5878	0.5100	0.4836	0.4710	0.4638	0.4592	0.4560	0.4537
66	0.5563	0.4800	0.4545	0.4424	0.4355	0.4310	0.4280	0.4257
65	0.5242	0.4500	0.4255	0.4139	0.4073	0.4030	0.4001	0.3980
64	0.4916	0.4200	0.3967	0.3856	0.3793	0.3753	0.3725	0.3705
63	0.4586	0.3900	0.3679	0.3575	0.3515	0.3477	0.3451	0.3432
62	0.4251	0.3600	0.3392	0.3295	0.3239	0.3203	0.3179	0.3161
61	0.3911	0.3300	0.3107	0.3016	0.2964	0.2931	0.2908	0.2892
60	0.3568	0.3000	0.2822	0.2738	0.2691	0.2660	0.2639	0.2624
59	0.3222	0.2700	0.2537	0.2461	0.2418	0.2391	0.2372	0.2358
58	0.2872	0.2400	0.2254	0.2186	0.2147	0.2122	0.2105	0.2093
57	0.2519	0.2100	0.1971	0.1911	0.1877	0.1855	0.1840	0.1829
56	0.2164	0.1800	0.1688	0.1636	0.1607	0.1588	0.1575	0.1566
55	0.1806	0.1500	0.1406	0.1363	0.1338	0.1322	0.1312	0.1304
54	0.1447	0.1200	0.1125	0.1090	0.1070	0.1057	0.1049	0.1042
53	0.1087	0.0900	0.0843	0.0817	0.0802	0.0793	0.0786	0.0781
52	0.0725	0.0600	0.0562	0.0544	0.0534	0.0528	0.0524	0.0521
51	0.0363	0.0300	0.0281	0.0272	0.0267	0.0264	0.0262	0.0260
50	0.0000	0.0000	0.0000	0.0000	0.0000	0.0000	0.0000	0.0000

Percent Within Limits (P _L and P _U)	Negative Values of Q (Q _L and Q _U)							
	n=3	n=4	n=5	n=6	n=7	n=8	n=9	n=10
49	-0.0363	-0.0300	-0.0281	-0.0272	-0.0267	-0.0264	-0.0262	-0.0260
48	-0.0725	-0.0600	-0.0562	-0.0544	-0.0534	-0.0528	-0.0524	-0.0521
47	-0.1087	-0.0900	-0.0843	-0.0817	-0.0802	-0.0793	-0.0786	-0.0781
46	-0.1447	-0.1200	-0.1125	-0.1090	-0.1070	-0.1057	-0.1049	-0.1042

Percent Within Limits (P_L and P_U)	Negative Values of Q (Q_L and Q_U)							
	n=3	n=4	n=5	n=6	n=7	n=8	n=9	n=10
45	-0.1806	-0.1500	-0.1406	-0.1363	-0.1338	-0.1322	-0.1312	-0.1304
44	-0.2164	-0.1800	-0.1688	-0.1636	-0.1607	-0.1588	-0.1575	-0.1566
43	-0.2519	-0.2100	-0.1971	-0.1911	-0.1877	-0.1855	-0.1840	-0.1829
42	-0.2872	-0.2400	-0.2254	-0.2186	-0.2147	-0.2122	-0.2105	-0.2093
41	-0.3222	-0.2700	-0.2537	-0.2461	-0.2418	-0.2391	-0.2372	-0.2358
40	-0.3568	-0.3000	-0.2822	-0.2738	-0.2691	-0.2660	-0.2639	-0.2624
39	-0.3911	-0.3300	-0.3107	-0.3016	-0.2964	-0.2931	-0.2908	-0.2892
38	-0.4251	-0.3600	-0.3392	-0.3295	-0.3239	-0.3203	-0.3179	-0.3161
37	-0.4586	-0.3900	-0.3679	-0.3575	-0.3515	-0.3477	-0.3451	-0.3432
36	-0.4916	-0.4200	-0.3967	-0.3856	-0.3793	-0.3753	-0.3725	-0.3705
35	-0.5242	-0.4500	-0.4255	-0.4139	-0.4073	-0.4030	-0.4001	-0.3980
34	-0.5563	-0.4800	-0.4545	-0.4424	-0.4355	-0.4310	-0.4280	-0.4257
33	-0.5878	-0.5100	-0.4836	-0.4710	-0.4638	-0.4592	-0.4560	-0.4537
32	-0.6187	-0.5400	-0.5129	-0.4999	-0.4924	-0.4877	-0.4844	-0.4820
31	-0.6490	-0.5700	-0.5423	-0.5290	-0.5213	-0.5164	-0.5130	-0.5105
30	-0.6787	-0.6000	-0.5719	-0.5582	-0.5504	-0.5454	-0.5419	-0.5394
29	-0.7077	-0.6300	-0.6016	-0.5878	-0.5798	-0.5747	-0.5712	-0.5686
28	-0.7360	-0.6600	-0.6316	-0.6176	-0.6095	-0.6044	-0.6008	-0.5982
27	-0.7636	-0.6900	-0.6617	-0.6477	-0.6396	-0.6344	-0.6308	-0.6282
26	-0.7904	-0.7200	-0.6921	-0.6781	-0.6701	-0.6649	-0.6613	-0.6587
25	-0.8165	-0.7500	-0.7226	-0.7089	-0.7009	-0.6958	-0.6922	-0.6896
24	-0.8417	-0.7800	-0.7535	-0.7401	-0.7322	-0.7271	-0.7236	-0.7211
23	-0.8662	-0.8100	-0.7846	-0.7716	-0.7640	-0.7590	-0.7556	-0.7531
22	-0.8897	-0.8400	-0.8160	-0.8036	-0.7962	-0.7915	-0.7882	-0.7858
21	-0.9124	-0.8700	-0.8478	-0.8360	-0.8291	-0.8245	-0.8214	-0.8192
20	-0.9342	-0.9000	-0.8799	-0.8690	-0.8625	-0.8583	-0.8554	-0.8533
19	-0.9550	-0.9300	-0.9123	-0.9025	-0.8966	-0.8928	-0.8901	-0.8882
18	-0.9749	-0.9600	-0.9452	-0.9367	-0.9315	-0.9281	-0.9258	-0.9241
17	-0.9939	-0.9900	-0.9785	-0.9715	-0.9671	-0.9643	-0.9624	-0.9610
16	-1.0119	-1.0200	-1.0124	-1.0071	-1.0037	-1.0015	-1.0000	-0.9990
15	-1.0288	-1.0500	-1.0467	-1.0435	-1.0413	-1.0399	-1.0389	-1.0382
14	-1.0448	-1.0800	-1.0817	-1.0808	-1.0800	-1.0794	-1.0791	-1.0789
13	-1.0597	-1.1100	-1.1173	-1.1192	-1.1199	-1.1204	-1.1208	-1.1212
12	-1.0736	-1.1400	-1.1537	-1.1587	-1.1613	-1.1630	-1.1643	-1.1653
11	-1.0864	-1.1700	-1.1909	-1.1995	-1.2043	-1.2075	-1.2098	-1.2115
10	-1.0982	-1.2000	-1.2290	-1.2419	-1.2492	-1.2541	-1.2576	-1.2602
9	-1.1089	-1.2300	-1.2683	-1.2860	-1.2964	-1.3032	-1.3081	-1.3118
8	-1.1184	-1.2600	-1.3088	-1.3323	-1.3461	-1.3554	-1.3620	-1.3670
7	-1.1269	-1.2900	-1.3508	-1.3810	-1.3991	-1.4112	-1.4199	-1.4265
6	-1.1342	-1.3200	-1.3946	-1.4329	-1.4561	-1.4717	-1.4829	-1.4914
5	-1.1405	-1.3500	-1.4407	-1.4887	-1.5181	-1.5381	-1.5525	-1.5635
4	-1.1456	-1.3800	-1.4897	-1.5497	-1.5871	-1.6127	-1.6313	-1.6454
3	-1.1496	-1.4100	-1.5427	-1.6181	-1.6661	-1.6993	-1.7235	-1.7420
2	-1.1524	-1.4400	-1.6016	-1.6982	-1.7612	-1.8053	-1.8379	-1.8630
1	-1.1541	-1.4700	-1.6714	-1.8008	-1.8888	-1.9520	-1.9994	-2.0362

REFERENCES

The publications listed below form a part of this specification to the extent referenced. The publications are referred to within the text by the basic designation only.

ASTM International (ASTM)

ASTM E178

Standard Practice for Dealing with Outlying Observations

END OF ITEM C-110

Page Intentionally Blank

Item P-101 Preparation/Removal of Existing Pavements

DESCRIPTION

101-1 This item shall consist of preparation of existing pavement surfaces for overlay, surface treatments, removal of existing pavement, and other miscellaneous items. The work shall be accomplished in accordance with these specifications and the applicable plans.

EQUIPMENT AND MATERIALS

101-2 All equipment and materials shall be specified here and in the following paragraphs or approved by the Resident Project Representative (RPR). The equipment shall not cause damage to the pavement to remain in place.

CONSTRUCTION

101-3.1 Removal of existing pavement.

The Contractor's removal operation shall be controlled to not damage adjacent pavement structure, and base material, cables, utility ducts, pipelines, or drainage structures which are to remain under the pavement.

a. Concrete pavement removal. Full depth saw cuts shall be made perpendicular to the slab surface. The Contractor shall saw through the full depth of the slab including any dowels at the joint, removing the pavement and installing new dowels as shown on the plans and per the specifications. Where the perimeter of the removal limits is not located on the joint and there are no dowels present, the perimeter shall be saw cut the full depth of the pavement. The pavement inside the saw cut shall be removed by methods which will not cause distress in the pavement which is to remain in place. If the material is to be wasted on the airport site, it shall be reduced to a maximum size of **24 inches**. Concrete slabs that are damaged by under breaking shall be repaired or removed and replaced as directed by the RPR.

The edge of existing concrete pavement against which new pavement abuts shall be protected from damage at all times. Spall and underbreak repair shall be in accordance with the plans. Any underlaying material that is to remain in place, shall be recompact and/or replaced as shown on the plans. Adjacent areas damaged during repair shall be repaired or replaced at the Contractor's expense.

b. Asphalt pavement removal. Asphalt pavement to be removed shall be cut to the full depth of the asphalt pavement around the perimeter of the area to be removed. If the material is to be wasted on the airport site, it shall be broken to a maximum size of **24 inches (mm)**.

c. Repair or removal of Base, Subbase, and/or Subgrade. All failed material including surface, base course, subbase course, and subgrade shall be removed and repaired as shown on the plans or as directed by the RPR. Materials and methods of construction shall comply with the applicable sections of these specifications. Any damage caused by Contractor's removal process shall be repaired at the Contractor's expense.

101-3.2 Preparation of joints and cracks prior to overlay/surface treatment. Remove all vegetation and debris from cracks to a minimum depth of 1 inch (25 mm). If extensive vegetation exists, treat the specific area with a concentrated solution of a water-based herbicide approved by the RPR. Fill all cracks

greater than 1/4 inch (6 mm) wide) with a crack sealant per ASTM D6690. The crack sealant, preparation, and application shall be compatible with the surface treatment/overlay to be used. To minimize contamination of the asphalt with the crack sealant, underfill the crack sealant a minimum of 1/8 inch (3 mm), not to exceed 1/4 inch (6 mm). Any excess joint or crack sealer shall be removed from the pavement surface.

Wider cracks (over 1-1/2 inch wide (38 mm)), along with soft or sunken spots, indicate that the pavement or the pavement base should be repaired or replaced as stated below.

Cracks and joints may be filled with a mixture of emulsified asphalt and aggregate. The aggregate shall consist of limestone, volcanic ash, sand, or other material that will cure to form a hard substance. The combined gradation shall be as shown in the following table.

Gradation

Sieve Size	Percent Passing
No. 4 (4.75 mm)	100
No. 8 (2.36 mm)	90-100
No. 16 (1.18 mm)	65-90
No. 30 (600 µm)	40-60
No. 50 (300 µm)	25-42
No. 100 (150 µm)	15-30
No. 200 (75 µm)	10-20

Up to 3% cement can be added to accelerate the set time. The mixture shall not contain more than 20% natural sand without approval in writing from the RPR.

The proportions of asphalt emulsion and aggregate shall be determined in the field and may be varied to facilitate construction requirements. Normally, these proportions will be approximately one part asphalt emulsion to five parts aggregate by volume. The material shall be poured or placed into the joints or cracks and compacted to form a voidless mass. The joint or crack shall be filled to within +0 to -1/8 inches (+0 to -3 mm) of the surface. Any material spilled outside the width of the joint shall be removed from the pavement surface prior to constructing the overlay. Where concrete overlays are to be constructed, only the excess joint material on the pavement surface and vegetation in the joints need to be removed.

101-3.3 Removal of Foreign Substances/contaminates prior to overlay. Removal of foreign substances/contaminates from existing pavement that will affect the bond of the new treatment shall consist of removal of rubber, fuel spills, oil, crack sealer, at least 90% of paint, and other foreign substances from the surface of the pavement. Areas that require removal are designated on the plans and as directed by the RPR in the field during construction.

High-pressure water, heater scarifier (asphaltic concrete only), cold milling, or rotary grinding may be used. If chemicals are used, they shall comply with the state's environmental protection regulations. Removal methods used shall not cause major damage to the pavement, or to any structure or utility within or adjacent to the work area. Major damage is defined as changing the properties of the pavement, removal of asphalt causing the aggregate to ravel, or removing pavement over 1/8 inch (3 mm) deep. If it is deemed by the RPR that damage to the existing pavement is caused by operational error, such as permitting the application method to dwell in one location for too long, the Contractor shall repair the damaged area without compensation and as directed by the RPR.

Removal of foreign substances shall not proceed until approved by the RPR. Water used for high-pressure water equipment shall be provided by the Contractor at the Contractor's expense. No material shall be deposited on the pavement shoulders. All wastes shall be disposed of in areas indicated in this specification or shown on the plans.

101-3.4 Concrete spall or failed asphaltic concrete pavement repair.

a. Repair of concrete spalls in areas to be overlaid with asphalt. The Contractor shall repair all spalled concrete as shown on the plans or as directed by the RPR. The perimeter of the repair shall be saw cut a minimum of 2 inches (50 mm) outside the affected area and 2 inches (50 mm) deep. The deteriorated material shall be removed to a depth where the existing material is firm or cannot be easily removed with a geologist pick. The removed area shall be filled with asphalt mixture with aggregate sized appropriately for the depth of the patch. The material shall be compacted with equipment approved by the RPR until the material is dense and no movement or marks are visible. The material shall not be placed in lifts over 4 inches (100 mm) in depth. This method of repair applies only to pavement to be overlaid.

b. Asphalt pavement repair. The Contractor shall repair all spalled concrete as shown on the plans or as directed by the RPR. The failed areas shall be removed as specified in paragraph 101-3.1b. All failed material including surface, base course, subbase course, and subgrade shall be removed. Materials and methods of construction shall comply with the applicable sections of these specifications.

101-3.5 Cold milling. Milling shall be performed with a power-operated milling machine or grinder, capable of producing a uniform finished surface. The milling machine or grinder shall operate without tearing or gouging the underlying surface. The milling machine or grinder shall be equipped with grade and slope controls, and a positive means of dust control. All millings shall be removed and disposed in areas designated on the plans. If the Contractor mills or grinds deeper or wider than the plans specify, the Contractor shall replace the material removed with new material at the Contractor's Expense.

a. Patching. The milling machine shall be capable of cutting a vertical edge without chipping or spalling the edges of the remaining pavement and it shall have a positive method of controlling the depth of cut. The RPR shall layout the area to be milled with a straightedge in increments of 1-foot (30 cm) widths. The area to be milled shall cover only the failed area. Any excessive area that is milled because the Contractor doesn't have the appropriate milling machine, or areas that are damaged because of his negligence, shall be repaired by the Contractor at the Contractor's Expense.

b. Profiling, grade correction, or surface correction. The milling machine shall have a minimum width of 7 feet (2 m) and it shall be equipped with electronic grade control devices that will cut the surface to the grade specified. The tolerances shall be maintained within +0 inch and -1/4 inch (+0 mm and -6mm) of the specified grade. The machine must cut vertical edges and have a positive method of dust control. The machine must have the ability to remove the millings or cuttings from the pavement and load them into a truck. All millings shall be removed and disposed of in areas designated on the plans.

c. Clean-up. The Contractor shall sweep the milled surface daily and immediately after the milling until all residual materials are removed from the pavement surface. Prior to paving, the Contractor shall wet down the milled pavement and thoroughly sweep and/or blow the surface to remove loose residual material. Waste materials shall be collected and removed from the pavement surface and adjacent areas by sweeping or vacuuming. Waste materials shall be removed and disposed on Airport property.

101-3.6. Preparation of asphalt pavement surfaces prior to surface treatment. Existing asphalt pavements to be treated with a surface treatment shall be prepared as follows:

a. Patch asphalt pavement surfaces that have been softened by petroleum derivatives or have failed due to any other cause. Remove damaged pavement to the full depth of the damage and replace with new asphalt pavement similar to that of the existing pavement in accordance with paragraph 101-3.4b.

b. Repair joints and cracks in accordance with paragraph 101-3.2.

c. Remove oil or grease that has not penetrated the asphalt pavement by scrubbing with a detergent and washing thoroughly with clean water. After cleaning, treat these areas with an oil spot primer.

d. Clean pavement surface immediately prior to placing the surface treatment so that it is free of dust, dirt, grease, vegetation, oil or any type of objectionable surface film.

101-3.7 Maintenance. The Contractor shall perform all maintenance work necessary to keep the pavement in a satisfactory condition until the full section is complete and accepted by the RPR. The surface shall be kept clean and free from foreign material. The pavement shall be properly drained at all times. If cleaning is necessary or if the pavement becomes disturbed, any work repairs necessary shall be performed at the Contractor's expense.

101-3.8 Preparation of Joints in Rigid Pavement prior to resealing. Prior to application of sealant material, clean and dry the joints of all scale, dirt, dust, old sealant, curing compound, moisture and other foreign matter. The Contractor shall demonstrate, in the presence of the RPR, that the method used cleans the joint and does not damage the joint.

101-3.8.1 Removal of Existing Joint Sealant. All existing joint sealants will be removed by plowing or use of hand tools. Any remaining sealant and or debris will be removed by use of wire brushes or other tools as necessary. Resaw joints removing no more than 1/16 inch (2 mm) from each joint face. Immediately after sawing, flush out joint with water and other tools as necessary to completely remove the slurry.

101-3.8.2 Cleaning prior to sealing. Immediately before sealing, joints shall be cleaned by removing any remaining laitance and other foreign material. Allow sufficient time to dry out joints prior to sealing. Joint surfaces will be surface-dry prior to installation of sealant.

101-3.8.3 Joint sealant. Joint material and installation will be in accordance with Item P-605.

101-3.9 Preparation of Cracks in Flexible Pavement prior to sealing. Prior to application of sealant material, clean and dry the joints of all scale, dirt, dust, old sealant, curing compound, moisture and other foreign matter. The Contractor shall demonstrate, in the presence of the RPR, that the method used cleans the cracks and does not damage the pavement.

101-3.9.1 Preparation of Crack. Widen crack with router by removing a minimum of 1/16 inch (2 mm) from each side of crack. Immediately before sealing, cracks will be blown out with a hot air lance combined with oil and water-free compressed air.

101-3.9.2 Removal of Existing Crack Sealant. Existing sealants will be removed by routing. Following routing any remaining debris will be removed by use of a hot lance combined with oil and water-free compressed air.

101-3.9.3 Crack Sealant. Crack sealant material and installation will be in accordance with Item P-605.

101-3.9.4 Removal of Pipe and other Buried Structures.

a. **Removal of Existing Pipe Material.** Not used.

b. **Removal of Inlets/Manholes.** Not used.

METHOD OF MEASUREMENT

101-4.1 Pavement removal. The unit of measurement for pavement removal shall be the number of square yards (square meters) removed by the Contractor. Any pavement removed outside the limits of removal because the pavement was damaged by negligence on the part of the Contractor shall not be included in the measurement for payment. No direct measurement or payment shall be made for saw cutting. Saw cutting shall be incidental to pavement removal. Dowel bar installation shall be incidental to pavement removal.

101-4.2 Concrete Spall Repair. The unit of measure for concrete spall repair shall be the number of square feet (square meter). The location and average depth of the patch shall be determined and agreed upon by the RPR and the Contractor.

101-4.3 Cold milling. The unit of measure for cold milling shall be 2 inches of milling per square yard (square meter). The location and average depth of the cold milling shall be as shown on the plans. If the initial cut does not correct the condition, the Contractor shall re-mill the area and will be paid for the total depth of milling.

BASIS OF PAYMENT

101-5.1 Payment. Payment shall be made at contract unit price for the unit of measurement as specified above. This price shall be full compensation for furnishing all materials and for all preparation, hauling, and placing of the material and for all labor, equipment, tools, and incidentals necessary to complete this item.

Item P 101-5.1	Pavement Removal - per square yard (square meter)
Item P-101-5.2	Concrete Spall Repair - per square foot (square meter)
Item P-101-5.3	Cold Milling – per square yard (square meter)

REFERENCES

The publications listed below form a part of this specification to the extent referenced. The publications are referred to within the text by the basic designation only.

Advisory Circulars (AC)

AC 150/5380-6	Guidelines and Procedures for Maintenance of Airport Pavements.
---------------	---

ASTM International (ASTM)

ASTM D6690	Standard Specification for Joint and Crack Sealants, Hot Applied, for Concrete and Asphalt Pavements
------------	--

END OF ITEM P-101

Page Intentionally Blank

Item P-152 Excavation, Subgrade, and Embankment

DESCRIPTION

152-1.1 This item covers excavation, disposal, placement, and compaction of all materials within the limits of the work required to construct safety areas, runways, taxiways, aprons, and intermediate areas as well as other areas for drainage, building construction, parking, or other purposes in accordance with these specifications and in conformity to the dimensions and typical sections shown on the plans.

152-1.2 Classification. All material excavated shall be classified as defined below:

a. Unclassified excavation. Unclassified excavation shall consist of the excavation and disposal of all material, regardless of its nature.

152-1.3 Unsuitable excavation. Unsuitable material shall be disposed in designated waste areas as shown on the plans. Materials containing vegetable or organic matter, such as muck, peat, organic silt, or sod shall be considered unsuitable for use in embankment construction. Material suitable for topsoil may be used on the embankment slope when approved by the RPR.

CONSTRUCTION METHODS

152-2.1 General. Before beginning excavation, grading, and embankment operations in any area, the area shall be cleared or cleared and grubbed in accordance with Item P-151.

The suitability of material to be placed in embankments shall be subject to approval by the RPR. All unsuitable material shall be disposed of in waste areas as shown on the plans. All waste areas shall be graded to allow positive drainage of the area and adjacent areas. The surface elevation of waste areas shall be specified on the plans or approved by the RPR.

When the Contractor's excavating operations encounter artifacts of historical or archaeological significance, the operations shall be temporarily discontinued and the RPR notified per Section 70, paragraph 70-20. At the direction of the RPR, the Contractor shall excavate the site in such a manner as to preserve the artifacts encountered and allow for their removal. Such excavation will be paid for as extra work.

Areas outside the limits of the pavement areas where the top layer of soil has become compacted by hauling or other Contractor activities shall be scarified and disked to a depth of 4 inches (100 mm), to loosen and pulverize the soil. Stones or rock fragments larger than 4 inches (100 mm) in their greatest dimension will not be permitted in the top 6 inches (150 mm) of the subgrade.

If it is necessary to interrupt existing surface drainage, sewers or under-drainage, conduits, utilities, or similar underground structures, the Contractor shall be responsible for and shall take all necessary precautions to preserve them or provide temporary services. When such facilities are encountered, the Contractor shall notify the RPR, who shall arrange for their removal if necessary. The Contractor, at their own expense, shall satisfactorily repair or pay the cost of all damage to such facilities or structures that may result from any of the Contractor's operations during the period of the contract.

a. Blasting. Blasting shall not be allowed.

152-2.2 Excavation. No excavation shall be started until the work has been staked out by the Contractor and the RPR has obtained from the Contractor, the survey notes of the elevations and measurements of

the ground surface. The Contractor and RPR shall agree that the original ground lines shown on the original topographic mapping are accurate, or agree to any adjustments made to the original ground lines.

All areas to be excavated shall be stripped of vegetation and topsoil. Topsoil shall be stockpiled for future use in areas designated on the plans or by the RPR. All suitable excavated material shall be used in the formation of embankment, subgrade, or other purposes as shown on the plans. All unsuitable material shall be disposed of as shown on the plans.

The grade shall be maintained so that the surface is well drained at all times.

When the volume of the excavation exceeds that required to construct the embankments to the grades as indicated on the plans, the excess shall be used to grade the areas of ultimate development or disposed as directed by the RPR. When the volume of excavation is not sufficient for constructing the embankments to the grades indicated, the deficiency shall be obtained from borrow areas.

a. Selective grading. When selective grading is indicated on the plans, the more suitable material designated by the RPR shall be used in constructing the embankment or in capping the pavement subgrade. If, at the time of excavation, it is not possible to place this material in its final location, it shall be stockpiled in approved areas until it can be placed. The more suitable material shall then be placed and compacted as specified. Selective grading shall be considered incidental to the work involved. The cost of stockpiling and placing the material shall be included in the various pay items of work involved.

b. Undercutting. Rock, shale, hardpan, loose rock, boulders, or other material unsatisfactory for safety areas, subgrades, roads, shoulders, or any areas intended for turf shall be excavated to a minimum depth of 12 inches (300 mm) below the subgrade or to the depth specified by the RPR. Muck, peat, matted roots, or other yielding material, unsatisfactory for subgrade foundation, shall be removed to the depth specified. Unsuitable materials shall be disposed on the airport. The cost is incidental to this item. This excavated material shall be paid for at the contract unit price per cubic yard (per cubic meter) for **unclassified excavation**. The excavated area shall be backfilled with suitable material obtained from the grading operations or borrow areas and compacted to specified densities. The necessary backfill will constitute a part of the embankment. Where rock cuts are made, backfill with select material. Any pockets created in the rock surface shall be drained in accordance with the details shown on the plans. Undercutting will be paid as unclassified excavation.

c. Over-break. Over-break, including slides, is that portion of any material displaced or loosened beyond the finished work as planned or authorized by the RPR. All over-break shall be graded or removed by the Contractor and disposed of as directed by the RPR. The RPR shall determine if the displacement of such material was unavoidable and their own decision shall be final. Payment will not be made for the removal and disposal of over-break that the RPR determines as avoidable. Unavoidable over-break will be classified as "Unclassified Excavation."

d. Removal of utilities. The removal of existing structures and utilities required to permit the orderly progress of work will be accomplished by someone other than the Contractor. All existing foundations shall be excavated at least 2 feet (60 cm) below the top of subgrade or as indicated on the plans, and the material disposed of as directed by the RPR. All foundations thus excavated shall be backfilled with suitable material and compacted as specified for embankment or as shown on the plans.

152-2.3 Borrow excavation. Borrow areas are not required.

152-2.4 Drainage excavation. Drainage excavation shall consist of excavating drainage ditches including intercepting, inlet, or outlet ditches; or other types as shown on the plans. The work shall be performed in sequence with the other construction. Ditches shall be constructed prior to starting adjacent excavation operations. All satisfactory material shall be placed in embankment fills; unsuitable material shall be placed in designated waste areas or as directed by the RPR. All necessary work shall be performed true to

final line, elevation, and cross-section. The Contractor shall maintain ditches constructed on the project to the required cross-section and shall keep them free of debris or obstructions until the project is accepted.

152-2.5 Preparation of cut areas or areas where existing pavement has been removed. In those areas on which a subbase or base course is to be placed, the top 12 inches (300 mm) of subgrade shall be compacted to not less than 100 % of maximum density for non-cohesive soils, and 95% of maximum density for cohesive soils as determined by ASTM D698. As used in this specification, "non-cohesive" shall mean those soils having a plasticity index (PI) of less than 3 as determined by ASTM D4318.

152-2.6 Preparation of embankment area. All sod and vegetative matter shall be removed from the surface upon which the embankment is to be placed. The cleared surface shall be broken up by plowing or scarifying to a minimum depth of 6 inches (150 mm) and shall then be compacted per paragraph 152-2.10.

Sloped surfaces steeper than one (1) vertical to four (4) horizontal shall be plowed, stepped, benched, or broken up so that the fill material will bond with the existing material. When the subgrade is part fill and part excavation or natural ground, the excavated or natural ground portion shall be scarified to a depth of 12 inches (300 mm) and compacted as specified for the adjacent fill.

No direct payment shall be made for the work performed under this section. The necessary clearing and grubbing and the quantity of excavation removed will be paid for under the respective items of work.

152-2.7 Control Strip. The first half-day of construction of subgrade and/or embankment shall be considered as a control strip for the Contractor to demonstrate, in the presence of the RPR, that the materials, equipment, and construction processes meet the requirements of this specification. The sequence and manner of rolling necessary to obtain specified density requirements shall be determined. The maximum compacted thickness may be increased to a maximum of 12 inches (300 mm) upon the Contractor's demonstration that approved equipment and operations will uniformly compact the lift to the specified density. The RPR must witness this demonstration and approve the lift thickness prior to full production.

Control strips that do not meet specification requirements shall be reworked, re-compacted, or removed and replaced at the Contractor's expense. Full operations shall not begin until the control strip has been accepted by the RPR. The Contractor shall use the same equipment, materials, and construction methods for the remainder of construction, unless adjustments made by the Contractor are approved in advance by the RPR.

152-2.8 Formation of embankments. Not Used.

152-2.9 Proof rolling. Not Used.

152-2.10 Compaction requirements. The subgrade under areas to be paved shall be compacted to a depth of 12 inches (300 mm) and to a density of not less than 100 percent of the maximum dry density as determined by ASTM D698. The subgrade in areas outside the limits of the pavement areas shall be compacted to a depth of 12 inches (300 mm) and to a density of not less than 95 percent of the maximum density as determined by ASTM D698.

The material to be compacted shall be within $\pm 2\%$ of optimum moisture content before being rolled to obtain the prescribed compaction (except for expansive soils). When the material has greater than 30 percent retained on the $\frac{3}{4}$ inch (19.0 mm) sieve, follow the methods in ASTM D698. Tests for moisture content and compaction will be taken at a minimum of 3,000 S.Y. of subgrade. All quality assurance testing shall be done by the Contractor.

The in-place field density shall be determined in accordance with ASTM D1556 or ASTM D6938 using Procedure A, the direct transmission method, and ASTM D6938 shall be used to determine the moisture content of the material. The machine shall be calibrated in accordance with ASTM D6938 within 12 months prior to its use on this contract. The gage shall be field standardized daily.

Maximum density refers to maximum dry density at optimum moisture content unless otherwise specified.

If the specified density is not attained, the entire lot shall be reworked and/or re-compacted and additional random tests made. This procedure shall be followed until the specified density is reached.

All cut-and-fill slopes shall be uniformly dressed to the slope, cross-section, and alignment shown on the plans or as directed by the RPR and the finished subgrade shall be maintained.

152-2.11 Finishing and protection of subgrade. Finishing and protection of the subgrade is incidental to this item. Grading and compacting of the subgrade shall be performed so that it will drain readily. All low areas, holes or depressions in the subgrade shall be brought to grade. Scarifying, blading, rolling and other methods shall be performed to provide a thoroughly compacted subgrade shaped to the lines and grades shown on the plans. All ruts or rough places that develop in the completed subgrade shall be graded, re-compacted, and retested. The Contractor shall protect the subgrade from damage and limit hauling over the finished subgrade to only traffic essential for construction purposes.

The Contractor shall maintain the completed course in satisfactory condition throughout placement of subsequent layers. No subbase, base, or surface course shall be placed on the subgrade until the subgrade has been accepted by the RPR.

152-2.12 Haul. All hauling will be considered a necessary and incidental part of the work. The Contractor shall include the cost in the contract unit price for the pay of items of work involved. No payment will be made separately or directly for hauling on any part of the work.

The Contractor's equipment shall not cause damage to any excavated surface, compacted lift or to the subgrade as a result of hauling operations. Any damage caused as a result of the Contractor's hauling operations shall be repaired at the Contractor's expense.

The Contractor shall be responsible for providing, maintaining and removing any haul roads or routes within or outside of the work area, and shall return the affected areas to their former condition, unless otherwise authorized in writing by the Owner. No separate payment will be made for any work or materials associated with providing, maintaining and removing haul roads or routes.

152-2.13 Surface Tolerances. In those areas on which a subbase or base course is to be placed, the surface shall be tested for smoothness and accuracy of grade and crown. Any portion lacking the required smoothness or failing in accuracy of grade or crown shall be scarified to a depth of at least 3 inches (75 mm), reshaped and re-compacted to grade until the required smoothness and accuracy are obtained and approved by the RPR. The Contractor shall perform all final smoothness and grade checks in the presence of the RPR. Any deviation in surface tolerances shall be corrected by the Contractor at the Contractor's expense.

- a. **Smoothness.** The finished surface shall not vary more than $\pm 1/2$ inch (12 mm) when tested with a 12-foot (3.7-m) straightedge applied parallel with and at right angles to the centerline. The straightedge shall be moved continuously forward at half the length of the 12-foot (3.7-m) straightedge for the full length of each line on a 50-foot (15-m) grid.
- b. **Grade.** The grade and crown shall be measured on a 50-foot (15-m) grid and shall be within ± 0.05 feet (15 mm) of the specified grade.

On safety areas, turfed areas and other designated areas within the grading limits where no subbase or base is to be placed, grade shall not vary more than 0.10 feet (30 mm) from specified grade. Any deviation in excess of this amount shall be corrected by loosening, adding or removing materials, and reshaping.

152-2.14 Topsoil. When topsoil is specified or required as shown on the plans or under Item T-905, it shall be salvaged from stripping or other grading operations. The topsoil shall meet the requirements of Item T-905. If, at the time of excavation or stripping, the topsoil cannot be placed in its final section of

finished construction, the material shall be stockpiled at approved locations. Stockpiles shall be located as shown on the plans and the approved CSPP, and shall not be placed on areas that subsequently will require any excavation or embankment fill. If, in the judgment of the RPR, it is practical to place the salvaged topsoil at the time of excavation or stripping, the material shall be placed in its final position without stockpiling or further re-handling.

Upon completion of grading operations, stockpiled topsoil shall be handled and placed as shown on the plans and as required in Item T-905. Topsoil shall be paid for as provided in Item T-905. No direct payment will be made for topsoil under Item P-152.

METHOD OF MEASUREMENT

152-3.1 The quantity of unclassified excavation to be paid for shall be the number of cubic yards (cubic meters) measured in its original position. Measurement shall not include the quantity of materials excavated without authorization beyond normal slope lines, or the quantity of material used for purposes other than those directed.

152-3.3 Stockpiled material shall not be measured for payment in the stockpiled position.

BASIS OF PAYMENT

152-4.1 Unclassified excavation payment shall be made at the contract unit price per cubic yard (cubic meter). This price shall be full compensation for furnishing all materials, labor, equipment, tools, and incidentals necessary to complete the item.

Payment will be made under:

Item P-152-4.1	Unclassified Excavation per cubic yard
----------------	--

REFERENCES

The publications listed below form a part of this specification to the extent referenced. The publications are referred to within the text by the basic designation only.

American Association of State Highway and Transportation Officials (AASHTO)

AASHTO T-180	Standard Method of Test for Moisture-Density Relations of Soils Using a 4.54-kg (10-lb) Rammer and a 457-mm (18-in.) Drop
--------------	---

ASTM International (ASTM)

ASTM D698	Standard Test Methods for Laboratory Compaction Characteristics of Soil Using Standard Effort (12,400 ft-lbf/ft ³ (600 kN-m/m ³))
-----------	--

ASTM D1556	Standard Test Method for Density and Unit Weight of Soil in Place by the Sand-Cone Method
------------	---

ASTM D1557	Standard Test Methods for Laboratory Compaction Characteristics of Soil Using Modified Effort (56,000 ft-lbf/ft ³ (2700 kN-m/m ³))
------------	---

ASTM D6938	Standard Test Methods for In-Place Density and Water Content of Soil and Soil-Aggregate by Nuclear Methods (Shallow Depth)
------------	--

Advisory Circulars (AC)

AC 150/5370-2	Operational Safety on Airports During Construction Software
---------------	---

Software

FAARFIELD – FAA Rigid and Flexible Iterative Elastic Layered Design

U.S. Department of Transportation

FAA RD-76-66

Design and Construction of Airport Pavements on Expansive Soils

END OF ITEM P-152

Item P-208 Aggregate Base Course

DESCRIPTION

208-1.1 This item shall consist of a base course composed of course aggregate bonded with fine aggregate base. It shall be constructed on a prepared subgrade or subbase course per these specifications and shall conform to the dimensions and typical cross-section shown on the plans.

MATERIALS

208-2.1 Aggregate base. The aggregate base material shall consist of both fine and coarse aggregate. Material shall be clean, sound, durable particles and fragments of stone or gravel, crushed stone, or crushed gravel mixed or blended with sand, screenings, or other materials. Materials shall be handled and stored in accordance with all federal, state, and local requirements. The aggregate shall be free from clay lumps, organic matter, or other deleterious materials or coatings. The method used to produce the crushed gravel shall result in the fractured particles in the finished product as nearly constant and uniform as practicable. The fine aggregate portion, defined as the portion passing the No. 4 (4.75 mm) sieve produced in crushing operations, shall be incorporated in the base material to the extent permitted by the gradation requirements. Aggregate base material requirements are listed in the following table.

Aggregate Base Material Requirements

Material Test	Requirement	Standard
Coarse Aggregate		
Resistance to Degradation	Loss: 50% maximum	ASTM C131
Soundness of Aggregates by Use of Sodium Sulfate or Magnesium Sulfate	Loss after 5 cycles: 12% maximum using Sodium sulfate - or - 18% maximum using magnesium sulfate	ASTM C88
Percentage of Fractured Particles	Minimum 60% by weight of particles with at least two fractured faces and 75% with at least one fractured face ¹	ASTM D5821
Flat Particles, Elongated Particles, or Flat and Elongated Particles	10% maximum, by weight, of flat, elongated, or flat and elongated particles ²	ASTM D4791
Fine Aggregate		
Liquid limit	Less than or equal to 25	ASTM D4318
Plasticity Index	Not more than five (5)	ASTM D4318

¹ The area of each face shall be equal to at least 75% of the smallest mid-sectional area of the piece. When two fractured faces are contiguous, the angle between the planes of fractures shall be at least 30 degrees to count as two fractured faces.

² A flat particle is one having a ratio of width to thickness greater than five (5); an elongated particle is one having a ratio of length to width greater than five (5).

208-2.2 Gradation requirements. The gradation of the aggregate base material shall meet the requirements of the gradation given in the following table when tested per ASTM C117 and ASTM C136.

The gradation shall be well graded from coarse to fine and shall not vary from the lower limit on one sieve to the high limit on an adjacent sieve or vice versa.

Gradation of Aggregate Base

Sieve Size	Design Range Percentage by Weight passing	Contractor's Final Gradation	Job Control Grading Band Tolerances for Contractor's Final Gradation ¹ Percent
2 inch (50 mm)	100		±0
1-1/2 inch (37.5 mm)	70-100		±5
1 inch (25.0 mm)	55-85		±8
3/4 inch (19.0 mm)	50-80		±8
No. 4 (4.75 mm)	30-60		±8
No. 40 (425 µm)	10-30		±5
No. 200 (75 µm)	0-5		±3

- 1 The "Job Control Grading Band Tolerances for Contractor's Final Gradation" in the table shall be applied to "Contractor's Final Gradation" to establish a job control grading band. The full tolerance still applies if application of the tolerances results in a job control grading band outside the design range.

208-2.3 Sampling and testing.

a. Aggregate base materials. The Contractor shall take samples of the aggregate base in accordance with ASTM D75 to verify initial aggregate base requirements and gradation. Material shall meet the requirements in paragraphs 208-2.1 and 208-2.2. This sampling and testing will be the basis for approval of the aggregate base quality requirements.

b. Gradation requirements. The Contractor shall take at least two aggregate base samples per day in the presence of the Resident Project Representative (RPR) to check the final gradation. Sampling shall be per ASTM D75. Material shall meet the requirements in paragraph 208-2.2. The samples shall be taken from the in-place, un-compacted material at sampling points and intervals designated by the RPR.

208-2.4 Separation Geotextile. Separation geotextile shall be Class 2, 0.02 sec⁻¹ permittivity per ASTM D4491, Apparent opening size per ASTM D4751 with 0.60 mm maximum average roll value.

CONSTRUCTION METHODS

208-3.1 Control strip. The first half-day of construction shall be considered the control strip. The Contractor shall demonstrate, in the presence of the RPR, that the materials, equipment, and construction processes meet the requirements of the specification. The sequence and manner of rolling necessary to obtain specified density requirements shall be determined. The maximum compacted thickness may be increased to a maximum of 12 inches (300 mm) upon the Contractor's demonstration that approved equipment and operations will uniformly compact the lift to the specified density. The RPR must witness this demonstration and approve the lift thickness prior to full production.

Control strips that do not meet specification requirements shall be reworked, re-compacted or removed and replaced at the Contractor's expense. Full operations shall not continue until the control strip has been accepted by the RPR. The Contractor shall use the same equipment, materials, and construction

methods for the remainder of construction, unless adjustments made by the Contractor are approved by the RPR.

208-3.2 Preparing underlying subgrade and/or subbase. The underlying subgrade and/or subbase shall be checked and accepted by the RPR before base course placing and spreading operations begin. Re-proof rolling of the subgrade or proof rolling of the subbase in accordance with Item P-152, at the Contractor's expense, may be required by the RPR if the Contractor fails to ensure proper drainage or protect the subgrade and/or subbase. Any ruts or soft, yielding areas due to improper drainage conditions, hauling, or any other cause, shall be corrected before the base course is placed. To ensure proper drainage, the spreading of the base shall begin along the centerline of the pavement on a crowned section or on the high side of the pavement with a one-way slope.

208-3.3 Production. The aggregate shall be uniformly blended and, when at a satisfactory moisture content per paragraph 208-3.5, the approved material may be transported directly to the placement.

208-3.4 Placement. The aggregate shall be placed and spread on the prepared underlying layer by spreader boxes or other devices as approved by the RPR, to a uniform thickness and width. The equipment shall have positive thickness controls to minimize the need for additional manipulation of the material. Dumping from vehicles that require re-handling shall not be permitted. Hauling over the uncompacted base course shall not be permitted.

The aggregate shall meet gradation and moisture requirements prior to compaction. The base course layer shall be constructed in lifts as established in the control strip, but not less than 4 inches (100 mm) nor more than 12 inches (300 mm) of compacted thickness.

When more than one lift is required to establish the layer thickness shown on the plans, the construction procedure described here shall apply to each lift. No lift shall be covered by subsequent lifts until tests verify that compaction requirements have been met. The Contractor shall rework, re-compact and retest any material placed which does not meet the specifications at the Contractor's expense.

208-3.5 Compaction. Immediately upon completion of the spreading operations, compact each layer of the base course, as specified, with approved compaction equipment. The number, type, and weight of rollers shall be sufficient to compact the material to the required density within the same day that the aggregate is placed on the subgrade.

The field density of each compacted lift of material shall be at least 100% of the maximum density of laboratory specimens prepared from samples of the base material delivered to the jobsite. The laboratory specimens shall be compacted and tested in accordance with **ASTMD698**. The moisture content of the material during placing operations shall be within ± 2 percentage points of the optimum moisture content as determined by **ASTM D698**. Maximum density refers to maximum dry density at optimum moisture content unless otherwise specified.

208-3.6 Weather limitations. Material shall not be placed unless the ambient air temperature is at least 40°F (4°C) and rising. Work on base course shall not be conducted when the subgrade or subbase is wet or frozen or the base material contains frozen material.

208-3.7 Maintenance. The base course shall be maintained in a condition that will meet all specification requirements. When material has been exposed to excessive rain, snow, or freeze-thaw conditions, prior to placement of additional material, the Contractor shall verify that materials still meet all specification requirements. Equipment may be routed over completed sections of base course, provided that no damage results and the equipment is routed over the full width of the completed base course. Any damage resulting to the base course from routing equipment over the base course shall be repaired by the Contractor at their expense.

208-3.8 Surface tolerances. After the course has been compacted, the surface shall be tested for smoothness and accuracy of grade and crown. Any portion lacking the required smoothness or failing in

accuracy of grade or crown shall be scarified to a depth of at least 3 inches (75 mm), reshaped and recompact to grade until the required smoothness and accuracy are obtained and approved by the RPR. Any deviation in surface tolerances shall be corrected by the Contractor at the Contractor's expense. The smoothness and accuracy requirements specified here apply only to the top layer when base course is constructed in more than one layer.

a. Smoothness. The finished surface shall not vary more than 3/8-inch (9 mm) when tested with a 12-foot (3.7-m) straightedge applied parallel with and at right angles to the centerline. The straightedge shall be moved continuously forward at half the length of the 12-foot (3.7-m) straightedge for the full length of each line on a 50-foot (15-m) grid.

b. Grade. The grade and crown shall be measured on a 50-foot (15-m) grid and shall be within +0 and -1/2 inch (12 mm) of the specified grade.

208-3.9 Acceptance sampling and testing. Aggregate base course shall be accepted for density and thickness on an area basis. Two tests will be made for density and thickness for each 1200 square yards (1000 square meters). Sampling locations will be determined on a random basis per ASTM D3665.

a. Density. The Contractor's laboratory shall perform all density tests in the RPR's presence and provide the test results upon completion to the RPR for acceptance.

Each area shall be accepted for density when the field density is at least 100% of the maximum density of laboratory specimens compacted and tested per ASTM D698. The in-place field density shall be determined per ASTM D1556 or ASTM D6938 using Procedure A, the direct transmission method, and ASTM D6938 shall be used to determine the moisture content of the material. The machine shall be calibrated in accordance with ASTM D6938. If the specified density is not attained, the area represented by the failed test must be reworked and/or recompact and two additional random tests made. This procedure shall be followed until the specified density is reached. Maximum density refers to maximum dry density at optimum moisture content unless otherwise specified.

b. Thickness. Depth tests shall be made by test holes at least 3 inches (75 mm) in diameter that extend through the base. The thickness of the base course shall be within +0 and -1/2 inch (12 mm) of the specified thickness as determined by depth tests taken by the Contractor in the presence of the RPR for each area. Where the thickness is deficient by more than 1/2-inch (12 mm), the Contractor shall correct such areas at no additional cost by scarifying to a depth of at least 3 inches (75 mm), adding new material of proper gradation, and the material shall be blended and recompact to grade. The Contractor shall replace, at his expense, base material where depth tests have been taken.

METHOD OF MEASUREMENT

208-4.1 The quantity of aggregate base course shall be measured by the number of cubic yards (cubic meters) of material actually constructed and accepted by the RPR as complying with the plans and specifications. Base materials shall not be included in any other excavation quantities.

208-4.2 Separation geotextile shall be measured by the number of square yards of materials placed and accepted by the RPR as complying with the plans and specifications excluding seam overlaps and edge anchoring.

208-4.3 The quantity of scarify, regrade and recompact existing aggregate base course shall be measured by the number of square yards completed and accepted by the RPR as complying with the plans and specifications.

BASIS OF PAYMENT

208-5.1 Payment shall be made at the contract unit price per cubic yard (cubic meter) for aggregate base course. This price shall be full compensation for furnishing all materials and for all operations, hauling, placing, and compacting of these materials, and for all labor, equipment, tools, and incidentals necessary to complete the item.

208-5.2 Payment shall be made at the contract unit price per square yard for separation geotextile. The price shall be full compensation for furnishing all labor, equipment, material, anchors, and incidentals necessary.

208-5.3 Payment shall be made at the contract unit price per square yard for scarify, regrade and recompact existing aggregate base course. The price shall be full compensation for furnishing all labor, equipment, material, anchors, and incidentals necessary.

Payment will be made under:

Item P-208-5.1	Aggregate Base Course - per cubic yard (cubic meter)
Item P-208-5.2	Separation geotextile - per square yard
Item P-208-5.3	Scarify, Regrade and Recompact Existing Aggregate Base Course – per square yard

REFERENCES

The publications listed below form a part of this specification to the extent referenced. The publications are referred to within the text by the basic designation only.

ASTM International (ASTM)

ASTM C29	Standard Test Method for Bulk Density (“Unit Weight”) and Voids in Aggregate
ASTM C88	Standard Test Method for Soundness of Aggregates by Use of Sodium Sulfate or Magnesium Sulfate
ASTM C117	Standard Test Method for Materials Finer than 75- μ m (No. 200) Sieve in Mineral Aggregates by Washing
ASTM C131	Standard Test Method for Resistance to Degradation of Small-Size Coarse Aggregate by Abrasion and Impact in the Los Angeles Machine
ASTM C136	Standard Test Method for Sieve or Screen Analysis of Fine and Coarse Aggregates
ASTM C142	Standard Test Method for Clay Lumps and Friable Particles in Aggregates
ASTM D75	Standard Practice for Sampling Aggregates
ASTM D698	Standard Test Methods for Laboratory Compaction Characteristics of Soil Using Standard Effort (12,400 ft-lbf/ft ³ (600 kN-m/m ³))
ASTM D1556	Standard Test Method for Density and Unit Weight of Soil in Place by the Sand-Cone Method
ASTM D1557	Standard Test Methods for Laboratory Compaction Characteristics of Soil Using Modified Effort (56,000 ft-lbf/ft ³ (2700 kN-m/m ³))

ASTM D2167	Standard Test Method for Density and Unit Weight of Soil in Place by the Rubber Balloon Method
ASTM D2487	Standard Practice for Classification of Soils for Engineering Purposes (Unified Soil Classification System)
ASTM D3665	Standard Practice for Random Sampling of Construction Materials
ASTM D4318	Standard Test Methods for Liquid Limit, Plastic Limit, and Plasticity Index of Soils
ASTM D4491	Standard Test Methods for Water Permeability of Geotextiles by Permittivity
ASTM D4643	Standard Test Method for Determination of Water Content of Soil and Rock by Microwave Oven Heating
ASTM D4751	Standard Test Methods for Determining Apparent Opening Size of a Geotextile
ASTM D4791	Standard Test Method for Flat Particles, Elongated Particles, or Flat and Elongated Particles in Coarse Aggregate
ASTM D5821	Standard Test Method for Determining the Percentage of Fractured Particles in Coarse Aggregate
ASTM D6938	Standard Test Method for In-Place Density and Water Content of Soil and Soil-Aggregate by Nuclear Methods (Shallow Depth)
ASTM D7928	Standard Test Method for Particle-Size Distribution (Gradation) of Fine-Grained Soils Using the Sedimentation (Hydrometer) Analysis
American Association of State Highway and Transportation Officials (AASHTO)	
M288	Standard Specification for Geosynthetic Specification for Highway Applications

END OF ITEM P-208

Page Intentionally Blank

Item P-403 Asphalt Mix Pavement Surface Course

DESCRIPTION

403-1.1 This item shall consist of pavement courses composed of mineral aggregate and asphalt binder mixed in a central mixing plant and placed on a prepared course in accordance with these specifications and shall conform to the lines, grades, thicknesses, and typical cross-sections shown on the plans. Each course shall be constructed to the depth, typical section, and elevation required by the plans and shall be rolled, finished, and approved before the placement of the next course.

MATERIALS

403-2.1 Aggregate. Aggregates shall consist of crushed stone, crushed gravel, crushed slag, screenings, natural sand and mineral filler, as required. The aggregates should have no known history of detrimental pavement staining due to ferrous sulfides, such as pyrite. Coarse aggregate is the material retained on the No. 4 (4.75 mm) sieve. Fine aggregate is the material passing the No. 4 (4.75 mm) sieve.

a. Coarse aggregate. Coarse aggregate shall consist of sound, tough, durable particles, free from films of matter that would prevent thorough coating and bonding with the asphalt material and free from organic matter and other deleterious substances. Coarse aggregate material requirements are given in the table below.

Coarse Aggregate Material Requirements

Material Test	Requirement	Standard
Resistance to Degradation	Loss: 40% maximum for surface, asphalt binder, and leveling course Loss: 50% maximum for base course	ASTM C131
Soundness of Aggregates by Use of Sodium Sulfate or Magnesium Sulfate	Loss after 5 cycles: 12% maximum using Sodium sulfate - or - 18% maximum using magnesium sulfate	ASTM C88
Clay lumps and friable particles	1.0 % maximum	ASTM C142
Percentage of Fractured Particles	For pavements designed for aircraft gross weights of 60,000 pounds (27200 kg) or more: Minimum 75% by weight of particles with at least two fractured faces and 85% with at least one fractured face ¹	ASTM D5821
	For pavements designed for aircraft gross weights less than 60,000 pounds (27200 kg): Minimum 50% by weight of particles with at least two fractured faces and 65% with at least one fractured face ¹	
Flat, Elongated, or Flat and Elongated Particles	8% maximum, by weight, of flat, elongated, or flat and elongated particles with a value of 5:1 ²	ASTM D4791
Bulk density of slag ³	Weigh not less than 70 pounds per cubic foot (1.12 Mg/cubic meter)	ASTM C29.

¹ The area of each face shall be equal to at least 75% of the smallest mid-sectional area of the piece. When two fractured faces are contiguous, the angle between the planes of fractures shall be at least 30 degrees to count as two fractured faces.

² A flat particle is one having a ratio of width to thickness greater than five (5); an elongated particle is one having a ratio of length to width greater than five (5).

³ Only required if slag is specified.

b. Fine aggregate. Fine aggregate shall consist of clean, sound, tough, durable, angular shaped particles produced by crushing stone, slag, or gravel and shall be free from coatings of clay, silt, or other objectionable matter. Natural (non-manufactured) sand may be used to obtain the gradation of the aggregate blend or to improve the workability of the mix. Fine aggregate material requirements are listed in the table below.

Fine Aggregate Material Requirements

Material Test	Requirement	Standard
Liquid limit	25 maximum	ASTM D4318
Plasticity Index	4 maximum	ASTM D4318
Soundness of Aggregates by Use of Sodium Sulfate or Magnesium Sulfate	Loss after 5 cycles: 10% maximum using Sodium sulfate - or - 15% maximum using magnesium sulfate	ASTM C88
Clay lumps and friable particles	1.0 % maximum	ASTM C142
Sand equivalent	45 minimum	ASTM D2419
Natural Sand	0 to 15% maximum by weight of total aggregate	ASTM D1073

c. Sampling. ASTM D75 shall be used in sampling coarse and fine aggregate, and ASTM C183 shall be used in sampling mineral filler.

403-2.2 Mineral filler. Mineral filler (baghouse fines) may be added in addition to material naturally present in the aggregate. Mineral filler shall meet the requirements of ASTM D242.

Mineral filler Requirements

Material Test	Requirement	Standard
Plasticity Index	4 maximum	ASTM D4318

403-2.3 Asphalt binder. Asphalt binder shall conform to ASTM D6373 Performance Grade (PG) **70-22**.

403-2.4 Anti-stripping agent. Any anti-stripping agent or additive (anti-strip) shall be heat stable and shall not change the asphalt binder grade beyond specifications. Anti-strip shall be an approved material of the Department of Transportation of the State in which the project is located.

COMPOSITION

403-3.1 Composition of mixture. The asphalt plant mix shall be composed of a mixture of well-graded aggregate, filler and anti-strip agent if required, and asphalt binder. The several aggregate fractions shall be sized, handled in separate size groups, and combined in such proportions that the resulting mixture meets the grading requirements of the job mix formula (JMF).

403-3.2 Job mix formula (JMF) laboratory. The laboratory used to develop the JMF shall possess a current certificate of accreditation, listing D3666 from a national accrediting authority and all test methods required for developing the JMF, and listed on the accrediting authority's website. A copy of the laboratory's current accreditation and accredited test methods shall be submitted to the RPR prior to start of construction.

403-3.3 Job mix formula (JMF). No asphalt mixture shall be placed until an acceptable mix design has been submitted to the RPR for review and accepted in writing. The RPR's review shall not relieve the Contractor of the responsibility to select and proportion the materials to comply with this section.

When the project requires asphalt mixtures of differing aggregate gradations and/or binders, a separate JMF shall be submitted for each mix. Add anti-stripping agent to meet tensile strength requirements.

The JMF shall be prepared by an accredited laboratory that meets the requirements of paragraph 403-3.2. The asphalt mixture shall be designed using procedures contained in Asphalt Institute MS-2 Mix Design Manual, 7th Edition. Samples shall be prepared and compacted using the gyratory compactor in accordance with ASTM D6925.

Should a change in sources of materials be made, a new JMF must be submitted to the RPR for review and accepted in writing before the new material is used. After the initial production JMF has been approved by the RPR and a new or modified JMF is required for whatever reason, the subsequent cost of the new or modified JMF, including a new control strip when required by the RPR, will be borne by the Contractor.

The RPR may request samples at any time for testing, prior to and during production, to verify the quality of the materials and to ensure conformance with the applicable specifications.

The JMF shall be submitted in writing by the Contractor at least 30 days prior to the start of paving operations. The JMF shall be developed within the same construction season using aggregates proposed for project use.

The submitted JMF shall be dated, and stamped or sealed by the responsible professional Engineer of the laboratory and shall include the following items as a minimum:

- Manufacturer's Certificate of Analysis (COA) for the asphalt binder used in the JMF in accordance with paragraph 403-2.3. Certificate of asphalt performance grade is with modifier already added, if used and must indicate compliance with ASTM D6373. For plant modified asphalt binder, certified test report indicating grade certification of modified asphalt binder.
- Manufacturer's Certificate of Analysis (COA) for the anti-stripping agent if used in the JMF in accordance with paragraph 403-2.4.
- Certified material test reports for the course and fine aggregate and mineral filler in accordance with paragraphs 403-2.1 and 403-2.2.
- Percent passing each sieve size for individual gradation of each aggregate cold feed and/or hot bin; percent by weight of each cold feed and/or hot bin used; and the total combined gradation in the JMF.
- Specific Gravity and absorption of each course and fine aggregate.
- Percent natural sand.
- Percent fractured faces.
- Percent by weight of flat particles, elongated particles, and flat and elongated particles (and criteria).
- Percent of asphalt.
- Number of blows or gyrations.
- Laboratory mixing and compaction temperatures.
- Supplier recommended mixing and compaction temperatures.
- Plot of the combined gradation on the 0.45 power gradation curve.

- Graphical plots of air voids, voids in the mineral aggregate (VMA), and unit weight versus asphalt content. To achieve minimum VMA during production, the mix design needs to account for material breakdown during production.
- Tensile Strength Ratio (TSR).
- Type and amount of Anti-strip agent when used.
- Asphalt Pavement Analyzer (APA) results.
- Date the JMF was developed. Mix designs that are not dated or which are from a prior construction season shall not be accepted.

Table 1. Asphalt Design Criteria

Test Property	Value	Test Method
Number of blows/gyrations	50	
Air voids (%)	3.5	ASTM D3203
Percent voids in mineral aggregate (VMA), minimum	See Table 2	ASTM D6995
TSR ¹	not less than 80 at a saturation of 70-80%	ASTM D4867
Asphalt Pavement Analyzer (APA) ^{2,3}	Less than 10 mm @ 4000 passes	AASHTO T340 at 250 psi hose pressure at 64°C test temperature

¹ Test specimens for TSR shall be compacted at 7 ± 1.0 % air voids. In areas subject to freeze-thaw, use freeze-thaw conditioning in lieu of moisture conditioning per ASTM D4867.

² AASHTO T340 at 100 psi hose pressure at 64°C test temperature may be used in the interim. If this method is used the required Value shall be less than 5 mm @ 8000 passes

³ Where APA not available, use Hamburg wheel test (AASHTO T 324) 10 mm@ 20,000 passes at 50°C.

The mineral aggregate shall be of such size that the percentage composition by weight, as determined by laboratory sieves, will conform to the gradation or gradations specified in Table 2 when tested in accordance with ASTM C136 and ASTM C117.

The gradations in Table 2 represent the limits that shall determine the suitability of aggregate for use from the sources of supply, be well graded from coarse to fine and shall not vary from the low limit on one sieve to the high limit on the adjacent sieve, or vice versa.

Table 2. Aggregate - Asphalt Pavements

Sieve Size	Percentage by Weight Passing Sieve
1 inch (25.0 mm)	--
3/4 inch (19.0 mm)	100
1/2 inch (12.5 mm)	90-100
3/8 inch (9.5 mm)	72-88
No. 4 (4.75 mm)	53-73
No. 8 (2.36 mm)	38-60
No. 16 (1.18 mm)	26-48
No. 30 (600 µm)	18-38
No. 50 (300 µm)	11-27
No. 100 (150 µm)	6-18
No. 200 (75 µm)	3-6
Voids in Mineral Aggregate (VMA)¹	15
Asphalt Percent:	
Stone or gravel	5.0-7.5
Slag	6.5-9.5
Recommended Minimum Construction Lift Thickness	2 inch

¹To achieve minimum VMA during production, the mix design needs to account for material breakdown during production.

The aggregate gradations shown are based on aggregates of uniform specific gravity. The percentages passing the various sieves shall be corrected when aggregates of varying specific gravities are used, as indicated in the Asphalt Institute MS-2 Mix Design Manual, 7th Edition.

403-3.4 Reclaimed Asphalt Pavement (RAP).

RAP shall not be used.

403-3.5 Control strip. A control strip is not required.

CONSTRUCTION METHODS

403-4.1 Weather limitations. The asphalt shall not be placed upon a wet surface or when the surface temperature of the underlying course is less than specified in Table 4. The temperature requirements may be waived by the RPR, if requested; however, all other requirements including compaction shall be met.

Table 4. Surface Temperature Limitations of Underlying Course

Mat Thickness	Base Temperature (Minimum)	
	Degrees F	Degrees C
3 inches (7.5 cm) or greater	40	4
Greater than 2 inches (50 mm) but less than 3 inches (7.5 cm)	45	7

403-4.2 Asphalt plant. Plants used for the preparation of asphalt shall conform to the requirements of American Association of State Highway and Transportation Officials (AASHTO) M156 including the following items:

a. Inspection of plant. The RPR, or RPR's authorized representative, shall have access, at all times, to all areas of the plant for checking adequacy of equipment; inspecting operation of the plant: verifying weights, proportions, and material properties; and checking the temperatures maintained in the preparation of the mixtures.

b. Storage bins and surge bins. The asphalt mixture stored in storage and/or surge bins shall meet the same requirements as asphalt mixture loaded directly into trucks. Asphalt mixture shall not be stored in storage and/or surge bins for a period greater than twelve (12) hours. If the RPR determines there is an excessive heat loss, segregation or oxidation of the asphalt mixture due to temporary storage, temporary storage shall not be allowed.

403-4.3 Aggregate stockpile management. Aggregate stockpiles shall be constructed in such a manner that prevents segregation and intermixing of deleterious materials. Aggregates from different sources shall be stockpiled, weighed and batched separately at the concrete batch plant. Aggregates that have become segregated or mixed with earth or foreign material shall not be used.

A continuous supply of materials shall be provided to the work to ensure continuous placement.

403-4.4 Hauling equipment. Trucks used for hauling asphalt shall have tight, clean, and smooth metal beds. To prevent the asphalt from sticking to the truck beds, the truck beds shall be lightly coated with a minimum amount of paraffin oil, lime solution, or other material approved by the RPR. Petroleum products shall not be used for coating truck beds. Each truck shall have a suitable cover to protect the mixture from adverse weather. When necessary, to ensure that the mixture will be delivered to the site at the specified temperature, truck beds shall be insulated or heated and covers shall be securely fastened.

403-4.4.1 Material transfer vehicle (MTV). A material transfer vehicle is not required.

403-4.5 Asphalt pavers. Asphalt pavers shall be self-propelled with an activated heated screed, capable of spreading and finishing courses of asphalt that will meet the specified thickness, smoothness, and grade. The paver shall have sufficient power to propel itself and the hauling equipment without adversely affecting the finished surface. The asphalt paver shall be equipped with a control system capable of automatically maintaining the specified screed grade and elevation.

If the spreading and finishing equipment in use leaves tracks or indented areas, or produces other blemishes in the pavement that are not satisfactorily corrected by the scheduled operations, the use of such equipment shall be discontinued.

The paver shall be capable of paving to a minimum width specified in paragraph 401-4.11.

403-4.6 Rollers. The number, type, and weight of rollers shall be sufficient to compact the asphalt to the required density while it is still in a workable condition without crushing of the aggregate, depressions or other damage to the pavement surface. Rollers shall be in good condition, capable of operating at slow

speeds to avoid displacement of the asphalt. All rollers shall be specifically designed and suitable for compacting asphalt concrete and shall be properly used. Rollers that impair the stability of any layer of a pavement structure or underlying soils shall not be used.

403-4.6.1 Density device. The Contractor shall have on site a density gauge during all paving operations in order to assist in the determination of the optimum rolling pattern, type of roller and frequencies, as well as to monitor the effect of the rolling operations during production paving. The Contractor shall also supply a qualified technician during all paving operations to calibrate the density gauge and obtain accurate density readings for all new asphalt. These densities shall be supplied to the RPR upon request at any time during construction. No separate payment will be made for supplying the density gauge and technician.

403-4.7 Preparation of asphalt binder. The asphalt binder shall be heated in a manner that will avoid local overheating and provide a continuous supply of the asphalt material to the mixer at a uniform temperature. The temperature of the unmodified asphalt binder delivered to the mixer shall be sufficient to provide a suitable viscosity for adequate coating of the aggregate particles, but shall not exceed 325°F (160°C) when added to the aggregate. The temperature of modified asphalt binder shall be no more than 350°F (175°C) when added to the aggregate.

403-4.8 Preparation of mineral aggregate. The aggregate for the asphalt shall be heated and dried. The maximum temperature and rate of heating shall be such that no damage occurs to the aggregates. The temperature of the aggregate and mineral filler shall not exceed 350°F (175°C) when the asphalt binder is added. Particular care shall be taken that aggregates high in calcium or magnesium content are not damaged by overheating. The temperature shall not be lower than is required to obtain complete coating and uniform distribution on the aggregate particles and to provide a mixture of satisfactory workability.

403-4.9 Preparation of asphalt mixture. The aggregates and the asphalt binder shall be weighed or metered and introduced into the mixer in the amount specified by the JMF. The combined materials shall be mixed until the aggregate obtains a uniform coating of asphalt binder and is thoroughly distributed throughout the mixture. Wet mixing time shall be the shortest time that will produce a satisfactory mixture, but not less than 25 seconds for batch plants. The wet mixing time for all plants shall be established by the Contractor, based on the procedure for determining the percentage of coated particles described in ASTM D2489, for each individual plant and for each type of aggregate used. The wet mixing time will be set to achieve 95% of coated particles. For continuous mix plants, the minimum mixing time shall be determined by dividing the weight of its contents at operating level by the weight of the mixture delivered per second by the mixer. The moisture content of all asphalt upon discharge shall not exceed 0.5%.

403-4.10 Application of Prime and Tack Coat. Immediately before placing the asphalt mixture, the underlying course shall be cleaned of all dust and debris.

A tack coat shall be applied in accordance with Item P-603 to all vertical and horizontal asphalt and concrete surfaces prior to placement of the first and each subsequent lift of asphalt mixture.

403-4.11 Laydown plan, transporting, placing, and finishing. Prior to the placement of the asphalt, the Contractor shall prepare a laydown plan with the sequence of paving lanes and width to minimize the number of cold joints; the location of any temporary ramps; laydown temperature; and estimated time of completion for each portion of the work (milling, paving, rolling, cooling, etc.). The laydown plan and any modifications shall be approved by the RPR.

Deliveries shall be scheduled so that placing and compacting of asphalt is uniform with minimum stopping and starting of the paver. Hauling over freshly placed material shall not be permitted until the material has been compacted, as specified, and allowed to cool to approximately ambient temperature. The Contractor, at their expense, shall be responsible for repair of any damage to the pavement caused by hauling operations.

Contractor shall survey each lift of asphalt surface course and certify to RPR that every lot of each lift meets the grade tolerances of paragraph 401-6.2e before the next lift can be placed.

Edges of existing asphalt pavement abutting the new work shall be saw cut and the cut off material and laitance removed. Apply a tack coat in accordance with P-603 before new asphalt material is placed against it.

The speed of the paver shall be regulated to eliminate pulling and tearing of the asphalt mat. Placement of the asphalt mix shall begin along the centerline of a crowned section or on the high side of areas with a one way slope unless shown otherwise on the laydown plan as accepted by the RPR. The asphalt mix shall be placed in consecutive adjacent lanes having a minimum width of **25** feet (m) except where edge lanes require less width to complete the area. Additional screed sections attached to widen the paver to meet the minimum lane width requirements must include additional auger sections to move the asphalt mixture uniformly along the screed extension.

The longitudinal joint in one course shall offset the longitudinal joint in the course immediately below by at least 1 foot (30 cm); however, the joint in the surface top course shall be at the centerline of crowned pavements. Transverse joints in one course shall be offset by at least 10 feet (3 m) from transverse joints in the previous course. Transverse joints in adjacent lanes shall be offset a minimum of 10 feet (3 m). On areas where irregularities or unavoidable obstacles make the use of mechanical spreading and finishing equipment impractical, the asphalt may be spread and luted by hand tools.

The RPR may at any time, reject any batch of asphalt, on the truck or placed in the mat, which is rendered unfit for use due to contamination, segregation, incomplete coating of aggregate, or overheated asphalt mixture. Such rejection may be based on only visual inspection or temperature measurements. In the event of such rejection, the Contractor may take a representative sample of the rejected material in the presence of the RPR, and if it can be demonstrated in the laboratory, in the presence of the RPR, that such material was erroneously rejected, payment will be made for the material at the contract unit price.

Areas of segregation in the surface course, as determined by the RPR, shall be removed and replaced at the Contractor's expense. The area shall be removed by saw cutting and milling a minimum of the construction lift thickness as specified in paragraph 401-3.3, Table 2 for the approved mix design. The area to be removed and replaced shall be a minimum width of the paver and a minimum of 10 feet (3 m) long.

403-4.12 Compaction of asphalt mixture. After placing, the asphalt mixture shall be thoroughly and uniformly compacted by self-propelled rollers. The surface shall be compacted as soon as possible when the asphalt has attained sufficient stability so that the rolling does not cause undue displacement, cracking or shoving. The sequence of rolling operations and the type of rollers used shall be at the discretion of the Contractor. The speed of the roller shall, at all times, be sufficiently slow to avoid displacement of the hot mixture and be effective in compaction. Any surface defects and/or displacement occurring as a result of the roller, or from any other cause, shall be corrected at the Contractor's expense.

Sufficient rollers shall be furnished to handle the output of the plant. Rolling shall continue until the surface is of uniform texture, true to grade and cross-section, and the required field density is obtained. To prevent adhesion of the asphalt to the roller, the wheels shall be equipped with a scraper and kept moistened with water as necessary.

In areas not accessible to the roller, the mixture shall be thoroughly compacted with approved power tampers.

Any asphalt that becomes loose and broken, mixed with dirt, contains check-cracking, or in any way defective shall be removed and replaced with fresh hot mixture and immediately compacted to conform to

the surrounding area. This work shall be done at the Contractor's expense. Skin patching shall not be allowed.

403-4.13 Joints. The formation of all joints shall be made in such a manner as to ensure a continuous bond between the courses and obtain the required density. All joints shall have the same texture as other sections of the course and meet the requirements for smoothness and grade.

The roller shall not pass over the unprotected end of the freshly laid asphalt except when necessary to form a transverse joint. When necessary to form a transverse joint, it shall be made by means of placing a bulkhead or by tapering the course. The tapered edge shall be cut back to its full depth and width on a straight line to expose a vertical face prior to placing the adjacent lane. In both methods, all contact surfaces shall be coated with an asphalt tack coat before placing any fresh asphalt against the joint.

Longitudinal joints which have been left exposed for more than four (4) hours; the surface temperature has cooled to less than 175°F (80°C); or are irregular, damaged, uncompacted or otherwise defective shall be cut back with a cutting wheel or pavement saw a maximum of 3 inches (75 mm) to expose a clean, sound, uniform vertical surface for the full depth of the course. All cutback material and any laitance produced from cutting joints shall be removed from the project. An asphalt tack coat or other product approved by the RPR shall be applied to the clean, dry joint prior to placing any additional fresh asphalt against the joint. The cost of this work shall be considered incidental to the cost of the asphalt.

403-4.14 Saw-cut grooving. Saw-cut grooving is not required.

403-4.15 Diamond grinding. Diamond grinding shall be completed prior to pavement grooving. Diamond grinding shall be accomplished by sawing with saw blades impregnated with industrial diamond abrasive.

Diamond grinding shall be performed with a machine designed specifically for diamond grinding capable of cutting a path at least 3 feet (0.9 m) wide. The saw blades shall be 1/8-inch (3-mm) wide with a minimum of 55 to 60 blades per 12 inches (300 mm) of cutting head width; grooves between 0.090 and 0.130 inches (2 and 3.5 mm) wide; and peaks and ridges approximately 1/32 inch (1 mm) higher than the bottom of the grinding cut. The actual number of blades will be determined by the Contractor and depend on the hardness of the aggregate. Equipment or grinding procedures that causes ravels, aggregate fractures, spalls or disturbance to the pavement will not be permitted.

Grinding will be tapered in all directions to provide smooth transitions to areas not requiring grinding. The slurry resulting from the grinding operation shall be continuously removed and the pavement left in a clean condition. The Contractor shall apply a surface treatment per P-608 to all areas that have been subject to grinding.

403-4.16 Nighttime Paving Requirements. The Contractor shall provide adequate lighting during any nighttime construction. A lighting plan shall be submitted by the Contractor and approved by the RPR prior to the start of any nighttime work. All work shall be in accordance with the approved CSPP and lighting plan.

CONTRACTOR QUALITY CONTROL (CQC)

403-5.1 General. The Contractor shall develop a CQCP in accordance with Item C-100. No partial payment will be made for materials that are subject to specific QC requirements without an approved CQCP.

403-5.2 Contractor quality control (QC) facilities. The Contractor shall provide or contract for testing facilities in accordance with Item C-100. The RPR shall be permitted unrestricted access to inspect the Contractor's QC facilities and witness QC activities. The RPR will advise the Contractor in writing of any noted deficiencies concerning the QC facility, equipment, supplies, or testing personnel and procedures.

When the deficiencies are serious enough to be adversely affecting the test results, the incorporation of the materials into the work shall be suspended immediately and will not be permitted to resume until the deficiencies are satisfactorily corrected.

403-5.3 Quality Control (QC) testing. The Contractor shall perform all QC tests necessary to control the production and construction processes applicable to these specifications and as set forth in the approved CQCP. The testing program shall include, but not necessarily be limited to, tests for the control of asphalt content, aggregate gradation, temperatures, aggregate moisture, field compaction, and surface smoothness. A QC Testing Plan shall be developed as part of the CQCP.

a. Asphalt content. A minimum of two tests shall be performed per day in accordance with ASTM D6307 or ASTM D2172 for determination of asphalt content. When using ASTM D6307, the correction factor shall be determined as part of the first test performed at the beginning of plant production; and as part of every tenth test performed thereafter. The asphalt content for the day will be determined by averaging the test results.

b. Gradation. Aggregate gradations shall be determined a minimum of twice per lot from mechanical analysis of extracted aggregate in accordance with ASTM D5444 and ASTM C136, and ASTM C117.

c. Moisture content of aggregate. The moisture content of aggregate used for production shall be determined a minimum of once per lot in accordance with ASTM C566.

d. Moisture content of asphalt. The moisture content of the asphalt shall be determined once per lot in accordance with AASHTO T329 or ASTM D1461.

e. Temperatures. Temperatures shall be checked, at least four times per lot, at necessary locations to determine the temperatures of the dryer, the asphalt binder in the storage tank, the asphalt at the plant, and the asphalt at the job site.

f. In-place density monitoring. The Contractor shall conduct any necessary testing to ensure that the specified density is being achieved. A nuclear gauge may be used to monitor the pavement density in accordance with ASTM D2950.

g. Smoothness for Contractor Quality Control.

The Contractor shall perform smoothness testing in transverse and longitudinal directions daily to verify that the construction processes are producing pavement with variances less than ¼ inch in 12 feet, identifying areas that may pond water which could lead to hydroplaning of aircraft. If the smoothness criteria is not met, appropriate changes and corrections to the construction process shall be made by the Contractor before construction continues

The Contractor may use a 12-foot (3.7 m) “straightedge, a rolling inclinometer meeting the requirements of ASTM E2133 or rolling external reference device that can simulate a 12-foot (3.7m) straightedge approved by the RPR. Straight-edge testing shall start with one-half the length of the straightedge at the edge of pavement section being tested and then moved ahead one-half the length of the straightedge for each successive measurement. Testing shall be continuous across all joints. The surface irregularity shall be determined by placing the freestanding (unleveled) straightedge on the pavement surface and allowing it to rest upon the two highest spots covered by its length, and measuring the maximum gap between the straightedge and the pavement surface in the area between the two high points. If the rolling inclinometer or external reference device is used, the data may be evaluated using the FAA profile program, ProFAA, using the 12-foot straightedge simulation function.

Smoothness readings shall not be made across grade changes or cross slope transitions. The transition between new and existing pavement and between the start and stop of lanes place shall be evaluated separately for conformance with the plans.

(1) Transverse measurements. Transverse measurements shall be taken for each day's production placed. Transverse measurements will be taken perpendicular to the pavement centerline each 50 feet (15 m) or more often as determined by the RPR. The joint between lanes shall be tested separately to facilitate smoothness between lanes.

(2) Longitudinal measurements. Longitudinal measurements shall be taken for each day's production placed. Longitudinal tests will be parallel to the centerline of paving; at the center of paving lanes when widths of paving lanes are less than 20 feet (6 m); and at the third points of paving lanes when widths of paving lanes are 20 ft (6 m) or greater. When placement abuts previously placed material the first measurement shall start with one half the length of the straight edge on the previously placed material.

Deviations on the final surface course in either the transverse or longitudinal direction that will trap water greater than 1/4 inch (6 mm) shall be corrected with diamond grinding per paragraph 403-4.15 or by removing and replacing the surface course to full depth. Grinding shall be tapered in all directions to provide smooth transitions to areas not requiring grinding. All areas in which diamond grinding has been performed shall be subject to the final pavement thickness tolerances specified in paragraph 401-6.1d(3). Areas that have been ground shall be sealed with a surface treatment in accordance with Item P-608. To avoid the surface treatment creating any conflict with runway or taxiway markings, it may be necessary to seal a larger area.

Control charts shall be kept to show area of each day's placement and the percentage of corrective grinding required. Corrections to production and placement shall be initiated when corrective grinding is required. If the Contractor's machines and/or methods produce significant areas that need corrective actions in excess of 10 percent of a day's production, production shall be stopped until corrective measures are implemented by the Contractor.

h. Grade. Grade shall be evaluated daily to allow adjustments to paving operations when grade measurements do not meet specifications. As a minimum, grade shall be evaluated prior to the placement of the first lift and then prior to and after placement of the surface lift.

Measurements will be taken at appropriate gradelines (as a minimum at center and edges of paving lane) and longitudinal spacing as shown on cross-sections and plans. The final surface of the pavement will not vary from the gradeline elevations and cross-sections shown on the plans by more than 1/2 inch (12 mm) vertically and 0.1 feet (30 mm) laterally. The documentation will be provided by the Contractor to the RPR within 24 hours.

Areas with humps or depressions that exceed grade or smoothness criteria and that retain water on the surface must be ground off provided the course thickness after grinding is not more than 1/2 inch (12 mm) less than the thickness specified on the plans. Grinding shall be in accordance with paragraph 403-4.15.

The Contractor shall repair low areas or areas that cannot be corrected by grinding by removal of deficient areas to the depth of the final course plus 1/2 inch and replacing with new material. Skin patching is not allowed.

403-5.4 Sampling. When directed by the RPR, the Contractor shall sample and test any material that appears inconsistent with similar material being sampled, unless such material is voluntarily removed and replaced or deficiencies corrected by the Contractor. All sampling shall be in accordance with standard procedures specified.

403-5.5 Control charts. The Contractor shall maintain linear control charts both for individual measurements and range (i.e., difference between highest and lowest measurements) for aggregate gradation, asphalt content, and VMA. The VMA for each day shall be calculated and monitored by the QC laboratory.

Control charts shall be posted in a location satisfactory to the RPR and kept current. As a minimum, the control charts shall identify the project number, the contract item number, the test number, each test

parameter, the Action and Suspension Limits applicable to each test parameter, and the Contractor's test results. The Contractor shall use the control charts as part of a process control system for identifying potential problems and assignable causes before they occur. If the Contractor's projected data during production indicates a problem and the Contractor is not taking satisfactory corrective action, the RPR may suspend production or acceptance of the material.

a. Individual measurements. Control charts for individual measurements shall be established to maintain process control within tolerance for aggregate gradation, asphalt content, and VMA. The control charts shall use the JMF target values as indicators of central tendency for the following test parameters with associated Action and Suspension Limits:

Control Chart Limits for Individual Measurements

Sieve	Action Limit	Suspension Limit
3/4 inch (19.0 mm)	±6%	±9%
1/2 inch (12.5 mm)	±6%	±9%
3/8 inch (9.5 mm)	±6%	±9%
No. 4 (4.75 mm)	±6%	±9%
No. 16 (1.18 mm)	±5%	±7.5%
No. 50 (300 µm)	±3%	±4.5%
No. 200 (75 µm)	±2%	±3%
Asphalt Content	±0.45%	±0.70%
Minimum VMA	-0.5%	-1.0%

b. Range. Control charts for range shall be established to control process variability for the test parameters and Suspension Limits listed below. The range shall be computed for each lot as the difference between the two test results for each control parameter. The Suspension Limits specified below are based on a sample size of $n = 2$. Should the Contractor elect to perform more than two tests per lot, the Suspension Limits shall be adjusted by multiplying the Suspension Limit by 1.18 for $n = 3$ and by 1.27 for $n = 4$.

**Control Chart Limits Based on Range
($n = 2$)**

Sieve	Suspension Limit
1/2 inch (12.5 mm)	11%
3/8 inch (9.5 mm)	11%
No. 4 (4.75 mm)	11%
No. 16 (1.18 mm)	9%
No. 50 (300 µm)	6%
No. 200 (75 µm)	3.5%
Asphalt Content	0.8%

c. Corrective action. The CQCP shall indicate that appropriate action shall be taken when the process is believed to be out of tolerance. The Plan shall contain sets of rules to gauge when a process is out of control and detail what action will be taken to bring the process into control. As a minimum, a process shall be deemed out of control and production stopped and corrective action taken, if:

- (1) One point falls outside the Suspension Limit line for individual measurements or range; or
- (2) Two points in a row fall outside the Action Limit line for individual measurements.

403-5.6 Quality control (QC) reports. The Contractor shall maintain records and shall submit reports of QC activities daily, in accordance with the CQCP described in Item C-100.

MATERIAL ACCEPTANCE

403-6.1. Quality Assurance Acceptance sampling and testing. Unless otherwise specified, all acceptance sampling and testing necessary to determine conformance with the requirements specified in this section will be performed by the RPR at no cost to the Contractor except that coring as required in this section shall be completed and paid for by the Contractor.

a. Quality Assurance (QA) testing laboratory. The QA testing laboratory performing these acceptance tests will be accredited in accordance with ASTM D3666. The QA laboratory accreditation will be current and listed on the accrediting authority's website. All test methods required for acceptance sampling and testing will be listed on the lab accreditation.

b. Lot Size. A standard lot will be equal to one day's production divided into approximately equal sublots of between 400 to 600 tons. When only one or two sublots are produced in a day's production, the sublots will be combined with the production lot from the previous or next day.

Where more than one plant is simultaneously producing asphalt for the job, the lot sizes will apply separately for each plant.

c. Asphalt air voids. Plant-produced asphalt will be tested for air voids on a subplot basis.

(1) Sampling. Material from each subplot shall be sampled in accordance with ASTM D3665. Samples shall be taken from material deposited into trucks at the plant or at the job site in accordance with ASTM D979. The sample of asphalt may be put in a covered metal tin and placed in an oven for not less than 60 minutes nor more than 90 minutes to maintain the material at or above the compaction temperature as specified in the JMF.

(2) Testing. Air voids will be determined for each subplot in accordance with ASTM D3203 for a set of three compacted specimens prepared in accordance with ASTM D6925.

d. In-place asphalt mat and joint density. Each subplot will be tested for in-place mat and joint density as a percentage of the theoretical maximum density (TMD).

(1) Sampling. The Contractor will cut minimum 5 inches (125 mm) diameter samples in accordance with ASTM D5361. The Contractor shall furnish all tools, labor, and materials for cleaning, and filling the cored pavement. Laitance produced by the coring operation shall be removed immediately after coring, and core holes shall be filled within one day after sampling in a manner acceptable to the RPR.

(2) Bond. Each lift of asphalt shall be bonded to the underlying layer. If cores reveal that the surface is not bonded, additional cores shall be taken as directed by the RPR to determine the extent of unbonded areas. Unbonded areas shall be removed by milling and replaced at no additional cost as directed by the RPR.

(3) Thickness. Thickness of each lift of surface course will be evaluated by the RPR for compliance to the requirements shown on the plans after any necessary corrections for grade. Measurements of thickness will be made using the cores extracted for each subplot for density measurement. The maximum allowable deficiency at any point will not be more than 1/4 inch (6 mm) less than the thickness indicated for the lift. Average thickness of lift, or combined lifts, will not be less than the indicated thickness. Where the thickness tolerances are not met, the lot or subplot shall be corrected by the Contractor at his expense by removing the deficient area and replacing with new pavement. The

Contractor, at his expense, may take additional cores as approved by the RPR to circumscribe the deficient area.

(4) Mat density. One core shall be taken from each subplot. Core locations will be determined by the RPR in accordance with ASTM D3665. Cores for mat density shall not be taken closer than one foot (30 cm) from a transverse or longitudinal joint. The bulk specific gravity of each cored sample will be determined in accordance with ASTM D2726. The percent compaction (density) of each sample will be determined by dividing the bulk specific gravity of each subplot sample by the TMD for that subplot.

(5) Joint density. One core centered over the longitudinal joint shall be taken for each subplot which contains a longitudinal joint. Core locations will be determined by the RPR in accordance with ASTM D3665. The bulk specific gravity of each core sample will be determined in accordance with ASTM D2726. The percent compaction (density) of each sample will be determined by dividing the bulk specific gravity of each joint density sample by the average TMD for the lot. The TMD used to determine the joint density at joints formed between lots will be the lower of the average TMD values from the adjacent lots.

403-6.2 Acceptance criteria.

a. General. Acceptance will be based on the implementation of the Contractor Quality Control Program (CQCP) and the following characteristics of the asphalt and completed pavements: air voids, mat density, joint density, grade.

b. Air voids. Acceptance of each lot of plant produced material for air voids will be based upon the average air void from the sublots. If the average air voids of the lot are equal to or greater than 2% and equal to or less than 5%, then the lot will be acceptable. If the average is below 2% or greater than 5%, the lot shall be removed and replaced at the Contractor's expense.

c. Mat density. Acceptance of each lot of plant produced material for mat density will be based on the average of all of the densities taken from the sublots. If the average mat density of the lot so established equals or exceeds 94%, the lot will be acceptable. If the average mat density of the lot is below 94%, the lot shall be removed and replaced at the Contractor's expense.

d. Joint density. Acceptance of each lot of plant produced asphalt for joint density will be based on the average of all of the joint densities taken from the sublots. If the average joint density of the lot so established equals or exceeds 92%, the lot will be acceptable. If the average joint density of the lot is less than 92%, the Contractor shall stop production and evaluate the method of compacting joints. Production may resume once the reason for poor compaction has been determined and appropriate measures have been taken to ensure proper compaction.

e. Grade. The final finished surface of the pavement of the completed project shall be surveyed to verify that the grade elevations and cross-sections shown on the plans do not deviate more than 1/2 inch (12 mm) vertically or 0.1 feet (30 mm) laterally.

Cross-sections of the pavement shall be taken at a minimum 50-foot (15-m) longitudinal spacing and at all longitudinal grade breaks. Minimum cross-section grade points shall include grade at centerline, \pm 10 feet of centerline, and edge of pavement.

The survey and documentation shall be stamped and signed by a licensed surveyor. Payment for sublots that do not meet grade for over 25% of the subplot shall not be more than 95%.

403-6.3 Resampling Pavement for Mat Density.

a. General. Resampling of a lot of pavement will only be allowed for mat density and then, only if the Contractor requests same in writing, within 48 hours after receiving the written test results from the RPR. A retest will consist of all the sampling and testing procedures contained in paragraphs 403-6.1. Only one resampling per lot will be permitted.

(1) A redefined mat density will be calculated for the resampled lot. The number of tests used to calculate the redefined mat density will include the initial tests made for that lot plus the retests.

(2) The cost for resampling and retesting shall be borne by the Contractor.

b. Payment for resampled lots. The redefined mat density for a resampled lot will be used to evaluate the acceptance of that lot in accordance with paragraph 403-6.2.

c. Outliers. Check for outliers in accordance with ASTM E178, at a significance level of 5%. Outliers will be discarded and density determined using the remaining test values.

METHOD OF MEASUREMENT

403-7.1 Measurement. Plant mix asphalt mix pavement shall be measured by the number of tons (kg) of asphalt pavement used in the accepted work. Recorded batch weights or truck scale weights will be used to determine the basis for the tonnage.

BASIS OF PAYMENT

403-8.1 Payment. Payment for a lot of asphalt mixture meeting all acceptance criteria as specified in paragraph 403-6.2 shall be made at the contract unit price per ton (kg) for asphalt. The price shall be compensation for furnishing all materials, for all preparation, mixing, and placing of these materials, and for all labor, equipment, tools, and incidentals necessary to complete the item.

Payment will be made under:

Item P-403-8.1 Asphalt Mixture, **Gradation 2** Surface Course - per ton (kg)

REFERENCES

The publications listed below form a part of this specification to the extent referenced. The publications are referred to within the text by the basic designation only.

ASTM International (ASTM)

ASTM C29	Standard Test Method for Bulk Density ("Unit Weight") and Voids in Aggregate
ASTM C88	Standard Test Method for Soundness of Aggregates by Use of Sodium Sulfate or Magnesium Sulfate
ASTM C117	Standard Test Method for Materials Finer than 75- μ m (No. 200) Sieve in Mineral Aggregates by Washing
ASTM C127	Standard Test Method for Density, Relative Density (Specific Gravity), and Absorption of Coarse Aggregate
ASTM C131	Standard Test Method for Resistance to Degradation of Small-Size Coarse Aggregate by Abrasion and Impact in the Los Angeles Machine
ASTM C136	Standard Test Method for Sieve or Screen Analysis of Fine and Coarse Aggregates
ASTM C142	Standard Test Method for Clay Lumps and Friable Particles in Aggregates

ASTM C183	Standard Practice for Sampling and the Amount of Testing of Hydraulic Cement
ASTM C566	Standard Test Method for Total Evaporable Moisture Content of Aggregate by Drying
ASTM D75	Standard Practice for Sampling Aggregates
ASTM D242	Standard Specification for Mineral Filler for Bituminous Paving Mixtures
ASTM D946	Standard Specification for Penetration-Graded Asphalt Cement for Use in Pavement Construction
ASTM D979	Standard Practice for Sampling Bituminous Paving Mixtures
ASTM D1073	Standard Specification for Fine Aggregate for Bituminous Paving Mixtures
ASTM D1074	Standard Test Method for Compressive Strength of Bituminous Mixtures
ASTM D1461	Standard Test Method for Moisture or Volatile Distillates in Bituminous Paving Mixtures
ASTM D2041	Standard Test Method for Theoretical Maximum Specific Gravity and Density of Bituminous Paving Mixtures
ASTM D2172	Standard Test Method for Quantitative Extraction of Bitumen from Bituminous Paving Mixtures
ASTM D2419	Standard Test Method for Sand Equivalent Value of Soils and Fine Aggregate
ASTM D2489	Standard Practice for Estimating Degree of Particle Coating of Bituminous-Aggregate Mixtures
ASTM D2726	Standard Test Method for Bulk Specific Gravity and Density of Non-Absorptive Compacted Bituminous Mixtures
ASTM D2950	Standard Test Method for Density of Bituminous Concrete in Place by Nuclear Methods
ASTM D3203	Standard Test Method for Percent Air Voids in Compacted Dense and Open Bituminous Paving Mixtures
ASTM D3381	Standard Specification for Viscosity-Graded Asphalt Cement for Use in Pavement Construction
ASTM D3665	Standard Practice for Random Sampling of Construction Materials
ASTM D3666	Standard Specification for Minimum Requirements for Agencies Testing and Inspecting Road and Paving Materials
ASTM D4125	Standard Test Methods for Asphalt Content of Bituminous mixtures by the Nuclear Method
ASTM D4318	Standard Test Methods for Liquid Limit, Plastic Limit, and Plasticity Index of Soils
ASTM D4552	Standard Practice for Classifying Hot-Mix Recycling Agents

ASTM D4791	Standard Test Method for Flat Particles, Elongated Particles, or Flat and Elongated Particles in Coarse Aggregate
ASTM D4867	Standard Test Method for Effect of Moisture on Asphalt Concrete Paving Mixtures
ASTM D5444	Standard Test Method for Mechanical Size Analysis of Extracted Aggregate
ASTM D5581	Standard Test Method for Resistance to Plastic Flow of Bituminous Mixtures Using Marshall Apparatus (6 inch-Diameter Specimen)
ASTM D5821	Standard Test Method for Determining the Percentage of Fractured Particles in Coarse Aggregate
ASTM D6307	Standard Test Method for Asphalt Content of Hot-Mix Asphalt by Ignition Method
ASTM D6373	Standard Specification for Performance Graded Asphalt Binder
ASTM D6752	Standard Test Method for Bulk Specific Gravity and Density of Compacted Bituminous Mixtures Using Automatic Vacuum Sealing Method
ASTM D6925	Standard Test Method for Preparation and Determination of the Relative Density of Hot Mix Asphalt (HMA) Specimens by Means of the SuperPave Gyratory Compactor
ASTM D6926	Standard Practice for Preparation of Bituminous Specimens Using Marshall Apparatus
ASTM D6927	Standard Test Method for Marshall Stability and Flow of Bituminous Mixtures
ASTM D6995	Standard Test Method for Determining Field VMA based on the Maximum Specific Gravity of the Mix (Gmm)
ASTM E11	Standard Specification for Woven Wire Test Sieve Cloth and Test Sieves
ASTM E178	Standard Practice for Dealing with Outlying Observations
ASTM E2133	Standard Test Method for Using a Rolling Inclinometer to Measure Longitudinal and Transverse Profiles of a Traveled Surface
American Association of State Highway and Transportation Officials (AASHTO)	
AASHTO M156	Standard Specification for Requirements for Mixing Plants for Hot-Mixed, Hot-Laid Bituminous Paving Mixtures
AASHTO T329	Standard Method of Test for Moisture Content of Hot Mix Asphalt (HMA) by Oven Method
AASHTO T 340	Standard Method of Test for Determining the Rutting Susceptibility of Hot Mix Asphalt (APA) Using the Asphalt Pavement Analyzer (APA)
Asphalt Institute (AI)	
MS-2	Mix Design Manual, 7th Edition
MS-26	Asphalt Binder Handbook AI State Binder Specification Database

FAA Orders

5300.1

Modifications to Agency Airport Design, Construction, and Equipment Standards

Federal Highway Administration (FHWA)

Long Term Pavement Performance Binder program

Software

FAARFIELD

END OF ITEM P-403

Item P-603 Emulsified Asphalt Tack Coat

DESCRIPTION

603-1.1 This item shall consist of preparing and treating an asphalt or concrete surface with asphalt material in accordance with these specifications and in reasonably close conformity to the lines shown on the plans.

MATERIALS

603-2.1 Asphalt materials. The asphalt material shall be an emulsified asphalt as specified in ASTM D3628 as an asphalt application for tack coat appropriate to local conditions. The emulsified asphalt shall not be diluted. The Contractor shall provide a copy of the manufacturer's Certificate of Analysis (COA) for the asphalt material to the Resident Project Representative (RPR) before the asphalt material is applied for review and acceptance. The furnishing of COA for the asphalt material shall not be interpreted as a basis for final acceptance. The manufacturer's COA may be subject to verification by testing the material delivered for use on the project.

CONSTRUCTION METHODS

603-3.1 Weather limitations. The tack coat shall be applied only when the existing surface is dry and the atmospheric temperature is 50°F (10°C) or above; the temperature has not been below 35°F (2°C) for the 12 hours prior to application; and when the weather is not foggy or rainy. The temperature requirements may be waived when directed by the RPR.

603-3.2 Equipment. The Contractor shall provide equipment for heating and applying the emulsified asphalt material. The emulsion shall be applied with a manufacturer-approved computer rate-controlled asphalt distributor. The equipment shall be in good working order and contain no contaminants or diluents in the tank. Spray bar tips must be clean, free of burrs, and of a size to maintain an even distribution of the emulsion. Any type of tip or pressure source is suitable that will maintain predetermined flow rates and constant pressure during the application process with application speeds under eight (8) miles per hour (13 km per hour) or seven (700) feet per minute (213 m per minute).

The equipment will be tested under pressure for leaks and to ensure proper set-up before use to verify truck set-up (via a test-shot area), including but not limited to, nozzle tip size appropriate for application, spray-bar height and pressure and pump speed, evidence of triple-overlap spray pattern, lack of leaks, and any other factors relevant to ensure the truck is in good working order before use.

The distributor truck shall be equipped with a minimum 12-foot (3.7-m) spreader spray bar with individual nozzle control with computer-controlled application rates. The distributor truck shall have an easily accessible thermometer that constantly monitors the temperature of the emulsion, and have an operable mechanical tank gauge that can be used to cross-check the computer accuracy. If the distributor is not equipped with an operable quick shutoff valve, the prime operations shall be started and stopped on building paper.

The distributor truck shall be equipped to effectively heat and mix the material to the required temperature prior to application as required. Heating and mixing shall be done in accordance with the manufacturer's recommendations. Do not overheat or over mix the material.

The distributor shall be equipped with a hand sprayer.

Asphalt distributors must be calibrated annually in accordance with ASTM D2995. The Contractor must furnish a current calibration certification for the asphalt distributor truck from any State or other agency as approved by the RPR.

A power broom and/or power blower suitable for cleaning the surfaces to which the asphalt tack coat is to be applied shall be provided.

603-3.3 Application of emulsified asphalt material. The emulsified asphalt shall not be diluted. Immediately before applying the emulsified asphalt tack coat, the full width of surface to be treated shall be swept with a power broom and/or power blower to remove all loose dirt and other objectionable material.

The emulsified asphalt material shall be uniformly applied with an asphalt distributor at the rates appropriate for the conditions and surface specified in the table below. The type of asphalt material and application rate shall be approved by the RPR prior to application.

Emulsified Asphalt

Surface Type	Residual Rate, gal/SY (L/square meter)	Emulsion Application Bar Rate, gal/SY (L/square meter)
New asphalt	0.02-0.05 (0.09-0.23)	0.03-0.07 (0.13-0.32)
Existing asphalt	0.04-0.07 (0.18-0.32)	0.06-0.11 (0.27-0.50)
Milled Surface	0.04-0.08 (0.18-0.36)	.06-0.12 (0.27-0.54)
Concrete	0.03-0.05 (0.13-0.23)	0.05-0.08 (0.23-0.36)

After application of the tack coat, the surface shall be allowed to cure without being disturbed for the period of time necessary to permit drying and setting of the tack coat. This period shall be determined by the RPR. The Contractor shall protect the tack coat and maintain the surface until the next course has been placed. When the tack coat has been disturbed by the Contractor, tack coat shall be reapplied at the Contractor's expense.

603-3.4 Freight and waybills The Contractor shall submit waybills and delivery tickets, during progress of the work. Before the final statement is allowed, file with the RPR certified waybills and certified delivery tickets for all emulsified asphalt materials used in the construction of the pavement covered by the contract. Do not remove emulsified asphalt material from storage until the initial outage and temperature measurements have been taken. The delivery or storage units will not be released until the final outage has been taken.

METHOD OF MEASUREMENT

603-4.1 The emulsified asphalt material for tack coat shall be measured by the gallon (liter). Volume shall be corrected to the volume at 60°F (16°C) in accordance with ASTM D1250. The emulsified asphalt material paid for will be the measured quantities used in the accepted work, provided that the measured quantities are not 10% over the specified application rate. Any amount of emulsified asphalt material more than 10% over the specified application rate for each application will be deducted from the measured quantities, except for irregular areas where hand spraying of the emulsified asphalt material is necessary. Water added to emulsified asphalt will not be measured for payment.

BASIS OF PAYMENT

603.5-1 Payment shall be made at the contract unit price per gallon (liter) of emulsified asphalt material. This price shall be full compensation for furnishing all materials, for all preparation, delivery, and application of these materials, and for all labor, equipment, tools, and incidentals necessary to complete the item.

Payment will be made under:

Item P-603-5.1	Emulsified Asphalt Tack Coat - per gallon (liter)
----------------	---

REFERENCES

The publications listed below form a part of this specification to the extent referenced. The publications are referred to within the text by the basic designation only.

ASTM International (ASTM)

ASTM D1250	Standard Guide for Use of the Petroleum Measurement Tables
ASTM D2995	Standard Practice for Estimating Application Rate and Residual Application Rate of Bituminous Distributors
ASTM D3628	Standard Practice for Selection and Use of Emulsified Asphalts

END ITEM P-603

Page Intentionally Blank

Item P-605 Joint Sealants for Pavements

DESCRIPTION

605-1.1 This item shall consist of providing and installing a resilient and adhesive joint sealing material capable of effectively sealing joints in pavement; joints between different types of pavements; and cracks in existing pavement.

MATERIALS

605-2.1 Joint sealants. Joint sealant materials shall meet the requirements of ASTM D6690.

Each lot or batch of sealant shall be delivered to the jobsite in the manufacturer's original sealed container. Each container shall be marked with the manufacturer's name, batch or lot number, the safe heating temperature, and shall be accompanied by the manufacturer's certification stating that the sealant meets the requirements of this specification.

605-2.2 Backer rod. The material furnished shall be a compressible, non-shrinking, non-staining, non-absorbing material that is non-reactive with the joint sealant in accordance with ASTM D5249. The backer-rod material shall be $25\% \pm 5\%$ larger in diameter than the nominal width of the joint.

605-2.3 Bond breaking tapes. Provide a bond breaking tape or separating material that is a flexible, non-shrinkable, non-absorbing, non-staining, and non-reacting adhesive-backed tape. The material shall have a melting point at least 5°F (3°C) greater than the pouring temperature of the sealant being used when tested in accordance with ASTM D789. The bond breaker tape shall be approximately 1/8 inch (3 mm) wider than the nominal width of the joint and shall not bond to the joint sealant.

CONSTRUCTION METHODS

605-3.1 Time of application. Joints shall be sealed as soon after completion of the curing period as feasible and before the pavement is opened to traffic, including construction equipment. The pavement temperature shall be 50°F (10°C) and rising at the time of application of the poured joint sealing material. Do not apply sealant if moisture is observed in the joint.

605-3.2 Equipment. Machines, tools, and equipment used in the performance of the work required by this section shall be approved before the work is started and maintained in satisfactory condition at all times. Submit a list of proposed equipment to be used in performance of construction work including descriptive data, 30 days prior to use on the project.

a. Tractor-mounted routing tool. Provide a routing tool, used for removing old sealant from the joints, of such shape and dimensions and so mounted on the tractor that it will not damage the sides of the joints. The tool shall be designed so that it can be adjusted to remove the old material to varying depths as required. The use of V-shaped tools or rotary impact routing devices will not be permitted. Hand-operated spindle routing devices may be used to clean and enlarge random cracks.

b. Concrete saw. Provide a self-propelled power saw, with water-cooled diamond or abrasive saw blades, for cutting joints to the depths and widths specified.

c. Sandblasting equipment. Sandblasting is not allowed.

d. Waterblasting equipment. The Contractor must demonstrate waterblasting equipment including the pumps, hose, guide and nozzle size, under job conditions, before approval in accordance with paragraph 605-3.3. The Contractor shall demonstrate, in the presence of the RPR, that the method cleans the joint and does not damage the joint.

e. Hand tools. Hand tools may be used, when approved, for removing defective sealant from a crack and repairing or cleaning the crack faces. Hand tools should be carefully evaluated for potential spalling effects prior to approval for use.

f. Hot-poured sealing equipment. The unit applicators used for heating and installing ASTM D6690 joint sealant materials shall be mobile and shall be equipped with a double-boiler, agitator-type kettle with an oil medium in the outer space for heat transfer; a direct-connected pressure-type extruding device with a nozzle shaped for inserting in the joint to be filled; positive temperature devices for controlling the temperature of the transfer oil and sealant; and a recording type thermometer for indicating the temperature of the sealant. The applicator unit shall be designed so that the sealant will circulate through the delivery hose and return to the inner kettle when not in use.

605-3.3 Preparation of joints. Pavement joints for application of material in this specification must be dry, clean of all scale, dirt, dust, curing compound, and other foreign matter. The Contractor shall demonstrate, in the presence of the RPR, that the method cleans the joint and does not damage the joint.

a. Sawing. All joints shall be sawed in accordance with specifications and plan details. Immediately after sawing the joint, the resulting slurry shall be completely removed from joint and adjacent area by flushing with a jet of water, and by use of other tools as necessary.

b. Sealing. Immediately before sealing, the joints shall be thoroughly cleaned of all remaining laitance, curing compound, filler, protrusions of hardened concrete, old sealant and other foreign material from the sides and upper edges of the joint space to be sealed. Cleaning shall be accomplished by tractor-mounted routing equipment, concrete saw, **or** waterblaster as specified in paragraph 605-3.2. The newly exposed concrete joint faces and the pavement surface extending a minimum of 1/2 inch (12 mm) from the joint edge shall be sandblasted clean. Sandblasting shall be accomplished in a minimum of two passes. One pass per joint face with the nozzle held at an angle directly toward the joint face and not more than 3 inches (75 mm) from it. After final cleaning and immediately prior to sealing, blow out the joints with compressed air and leave them completely free of debris and water. The joint faces shall be surface dry when the seal is applied.

c. Backer Rod. When the joint opening is of a greater depth than indicated for the sealant depth, plug or seal off the lower portion of the joint opening using a backer rod in accordance with paragraph 605-2.2 to prevent the entrance of the sealant below the specified depth. Take care to ensure that the backer rod is placed at the specified depth and is not stretched or twisted during installation.

d. Bond-breaking tape. Where inserts or filler materials contain bitumen, or the depth of the joint opening does not allow for the use of a backup material, insert a bond-separating tape breaker in accordance with paragraph 605-2.3 to prevent incompatibility with the filler materials and three-sided adhesion of the sealant. Securely bond the tape to the bottom of the joint opening so it will not float up into the new sealant.

605-3.4 Installation of sealants. Joints shall be inspected for proper width, depth, alignment, and preparation, and shall be approved by the RPR before sealing is allowed. Sealants shall be installed in accordance with the following requirements:

Immediately preceding, but not more than 50 feet (15 m) ahead of the joint sealing operations, perform a final cleaning with compressed air. Fill the joints from the bottom up to 1/4 inch (6 mm) \pm 1/16 inch (2 mm) below the top of pavement surface; or bottom of groove for grooved pavement. Remove and discard

excess or spilled sealant from the pavement by approved methods. Install the sealant in such a manner as to prevent the formation of voids and entrapped air. In no case shall gravity methods or pouring pots be used to install the sealant material. Traffic shall not be permitted over newly sealed pavement until authorized by the RPR. When a primer is recommended by the manufacturer, apply it evenly to the joint faces in accordance with the manufacturer's instructions. Check the joints frequently to ensure that the newly installed sealant is cured to a tack-free condition within the time specified.

605-3.5 Inspection. The Contractor shall inspect the joint sealant for proper rate of cure and set, bonding to the joint walls, cohesive separation within the sealant, reversion to liquid, entrapped air and voids. Sealants exhibiting any of these deficiencies at any time prior to the final acceptance of the project shall be removed from the joint, wasted, and replaced as specified at no additional cost to the airport.

605-3.6 Clean-up. Upon completion of the project, remove all unused materials from the site and leave the pavement in a clean condition.

METHOD OF MEASUREMENT

605-4.1 Joint sealing material shall be measured by the linear foot (meter) of sealant in place, completed, and accepted.

BASIS OF PAYMENT

605-5.1 Payment for joint sealing material shall be made at the contract unit price per linear foot (meter). The price shall be full compensation for furnishing all materials, for all preparation, delivering, and placing of these materials, and for all labor, equipment, tools, and incidentals necessary to complete the item.

Payment will be made under:

Item P-605-5.1	Joint Sealing Filler, per linear foot (meter)
----------------	---

REFERENCES

The publications listed below form a part of this specification to the extent referenced. The publications are referred to within the text by the basic designation only.

ASTM International (ASTM)

ASTM D789	Standard Test Method for Determination of Relative Viscosity of Polyamide (PA)
ASTM D5249	Standard Specification for Backer Material for Use with Cold- and Hot-Applied Joint Sealants in Portland-Cement Concrete and Asphalt Joints
ASTM D5893	Standard Specification for Cold Applied, Single Component, Chemically Curing Silicone Joint Sealant for Portland Cement Concrete Pavements
ASTM D6690	Standard Specification for Joint and Crack Sealants, Hot Applied, for Concrete and Asphalt

END ITEM P-605

Item P-610 Concrete for Miscellaneous Structures

DESCRIPTION

610-1.1 This item shall consist of concrete and reinforcement, as shown on the plans, prepared and constructed in accordance with these specifications. This specification shall be used for all concrete other than airfield pavement which are cast-in-place.

MATERIALS

610-2.1 General. Only approved materials, conforming to the requirements of these specifications, shall be used in the work. Materials may be subject to inspection and tests at any time during their preparation or use. The source of all materials shall be approved by the Resident Project Representative (RPR) before delivery or use in the work. Representative preliminary samples of the materials shall be submitted by the Contractor, when required, for examination and test. Materials shall be stored and handled to ensure preservation of their quality and fitness for use and shall be located to facilitate prompt inspection. All equipment for handling and transporting materials and concrete must be clean before any material or concrete is placed in them.

The use of pit-run aggregates shall not be permitted unless the pit-run aggregate has been screened and washed, and all fine and coarse aggregates stored separately and kept clean. The mixing of different aggregates from different sources in one storage stockpile or alternating batches of different aggregates shall not be permitted.

a. Reactivity. Fine aggregate and coarse aggregates to be used in all concrete shall have been tested separately within six months of the project in accordance with ASTM C1260. Test results shall be submitted to the RPR. The aggregate shall be considered innocuous if the expansion of test specimens, tested in accordance with ASTM C1260, does not exceed 0.08% at 14 days (16 days from casting). If the expansion either or both test specimen is greater than 0.08% at 14 days, but less than 0.20%, a minimum of 25% of Type F fly ash, or between 40% and 55% of slag cement shall be used in the concrete mix.

If the expansion is greater than 0.20%, the aggregates shall not be used, and test results for other aggregates must be submitted for evaluation; or aggregates that meet P-501 reactivity test requirements may be utilized.

610-2.2 Coarse aggregate. The coarse aggregate for concrete shall meet the requirements of ASTM C33 and the requirements of Table 4, Class Designation 5S; and the grading requirements shown below, as required for the project.

Coarse Aggregate Grading Requirements

Maximum Aggregate Size	ASTM C33, Table 3 Grading Requirements (Size No.)
1 1/2 inch (37.5 mm)	467 or 4 and 67
1 inch (25 mm)	57
3/4 inch (19 mm)	67
1/2 inch (12.5 mm)	7

610-2.2.1 Coarse Aggregate susceptibility to durability (D) cracking. Not used.

610-2.3 Fine aggregate. The fine aggregate for concrete shall meet all fine aggregate requirements of ASTM C33.

610-2.4 Cement. Cement shall conform to the requirements of **ASTM C595, Type II**.

610-2.5 Cementitious materials.

a. Fly ash. Fly ash shall meet the requirements of ASTM C618, with the exception of loss of ignition, where the maximum shall be less than 6%. Fly ash shall have a Calcium Oxide (CaO) content of less than 15% and a total available alkali content less than 3% per ASTM C311. Fly ash produced in furnace operations using liming materials or soda ash (sodium carbonate) as an additive shall not be acceptable. The Contractor shall furnish the previous three most recent, consecutive ASTM C618 reports for each source of fly ash proposed in the concrete mix, and shall furnish each additional report as they become available during the project. The reports can be used for acceptance or the material may be tested independently by the RPR.

b. Slag cement (ground granulated blast furnace (GGBF)). Slag cement shall conform to ASTM C989, Grade 100 or Grade 120. Slag cement shall be used only at a rate between 25% and 55% of the total cementitious material by mass.

610-2.6 Water. Water used in mixing or curing shall be from potable water sources. Other sources shall be tested in accordance with ASTM C1602 prior to use.

610-2.7 Admixtures. The Contractor shall submit certificates indicating that the material to be furnished meets all of the requirements indicated below. In addition, the RPR may require the Contractor to submit complete test data from an approved laboratory showing that the material to be furnished meets all of the requirements of the cited specifications. Subsequent tests may be made of samples taken by the RPR from the supply of the material being furnished or proposed for use on the work to determine whether the admixture is uniform in quality with that approved.

a. Air-entraining admixtures. Air-entraining admixtures shall meet the requirements of ASTM C260 and shall consistently entrain the air content in the specified ranges under field conditions. The air-entrainment agent and any water reducer admixture shall be compatible.

b. Water-reducing admixtures. Water-reducing admixture shall meet the requirements of ASTM C494, Type A, B, or D. ASTM C494, Type F and G high range water reducing admixtures and ASTM C1017 flowable admixtures shall not be used.

c. Other chemical admixtures. The use of set retarding, and set-accelerating admixtures shall be approved by the RPR. Retarding shall meet the requirements of ASTM C494, Type A, B, or D and set-

accelerating shall meet the requirements of ASTM C494, Type C. Calcium chloride and admixtures containing calcium chloride shall not be used.

610-2.8 Premolded joint material. Premolded joint material for expansion joints shall meet the requirements of ASTM D1751.

610-2.9 Joint filler. The filler for joints shall meet the requirements of Item P-605, unless otherwise specified.

610-2.10 Steel reinforcement. Reinforcing shall consist of reinforcing steel bars conforming to the requirements of **the table shown below:**

Steel Reinforcement

Reinforcing Steel	ASTM A615, Grade 60
Welded Steel Wire Fabric	ASTM A1064

Delete this section when not applicable to the project.

610-2.11 Materials for curing concrete. Curing materials shall conform to **one of the following:**.

Materials for Curing

Waterproof paper	ASTM C171
Clear or white Polyethylene Sheeting	ASTM C171
White-pigmented Liquid Membrane-Forming Compound, Type 2, Class B	ASTM C309

CONSTRUCTION METHODS

610-3.1 General. The Contractor shall furnish all labor, materials, and services necessary for, and incidental to, the completion of all work as shown on the drawings and specified here. All machinery and equipment used by the Contractor on the work, shall be of sufficient size to meet the requirements of the work. All work shall be subject to the inspection and approval of the RPR.

610-3.2 Concrete Mixture. The concrete shall develop a compressive strength of 4000 psi in 28 days as determined by test cylinders made in accordance with ASTM C31 and tested in accordance with ASTM C39. The concrete shall contain not less than 470 pounds of cementitious material per cubic yard (280 kg per cubic meter). The water cementitious ratio shall not exceed 0.45 by weight. The air content of the concrete shall be 5% +/- 1.2% as determined by ASTM C231 and shall have a slump of not more than 4 inches (100 mm) as determined by ASTM C143.

610-3.3 Mixing. Concrete may be mixed at the construction site, at a central point, or wholly or in part in truck mixers. The concrete shall be mixed and delivered in accordance with the requirements of ASTM C94 or ASTM C685.

The concrete shall be mixed only in quantities required for immediate use. Concrete shall not be mixed while the air temperature is below 40°F (4°C) without the RPRs approval. If approval is granted for mixing under such conditions, aggregates or water, or both, shall be heated and the concrete shall be placed at a temperature not less than 50°F (10°C) nor more than 100°F (38°C). The Contractor shall be held responsible for any defective work, resulting from freezing or injury in any manner during placing and curing, and shall replace such work at his expense.

Retempering of concrete by adding water or any other material is not permitted.

The rate of delivery of concrete to the job shall be sufficient to allow uninterrupted placement of the concrete.

610-3.4 Forms. Concrete shall not be placed until all the forms and reinforcements have been inspected and approved by the RPR. Forms shall be of suitable material and shall be of the type, size, shape, quality, and strength to build the structure as shown on the plans. The forms shall be true to line and grade and shall be mortar-tight and sufficiently rigid to prevent displacement and sagging between supports. The surfaces of forms shall be smooth and free from irregularities, dents, sags, and holes. The Contractor shall be responsible for their adequacy.

The internal form ties shall be arranged so no metal will show in the concrete surface or discolor the surface when exposed to weathering when the forms are removed. All forms shall be wetted with water or with a non-staining mineral oil, which shall be applied immediately before the concrete is placed. Forms shall be constructed so they can be removed without injuring the concrete or concrete surface.

610-3.5 Placing reinforcement. All reinforcement shall be accurately placed, as shown on the plans, and shall be firmly held in position during concrete placement. Bars shall be fastened together at intersections. The reinforcement shall be supported by approved metal chairs. Shop drawings, lists, and bending details shall be supplied by the Contractor when required.

610-3.6 Embedded items. Before placing concrete, all embedded items shall be firmly and securely fastened in place as indicated. All embedded items shall be clean and free from coating, rust, scale, oil, or any foreign matter. The concrete shall be spaded and consolidated around and against embedded items. The embedding of wood shall not be allowed.

610-3.7 Concrete Consistency. The Contractor shall monitor the consistency of the concrete delivered to the project site; collect each batch ticket; check temperature; and perform slump tests on each truck at the project site in accordance with ASTM C143.

610-3.8 Placing concrete. All concrete shall be placed during daylight hours, unless otherwise approved. The concrete shall not be placed until the depth and condition of foundations, the adequacy of forms and falsework, and the placing of the steel reinforcing have been approved by the RPR. Concrete shall be placed as soon as practical after mixing, but in no case later than one (1) hour after water has been added to the mix. The method and manner of placing shall avoid segregation and displacement of the reinforcement. Troughs, pipes, and chutes shall be used as an aid in placing concrete when necessary. The concrete shall not be dropped from a height of more than 5 feet (1.5 m). Concrete shall be deposited as nearly as practical in its final position to avoid segregation due to rehandling or flowing. Do not subject concrete to procedures which cause segregation. Concrete shall be placed on clean, damp surfaces, free from running water, or on a properly consolidated soil foundation.

610-3.9 Vibration. Vibration shall follow the guidelines in American Concrete Institute (ACI) Committee 309R, Guide for Consolidation of Concrete.

610-3.10 Joints. Joints shall be constructed as indicated on the plans.

610-3.11 Finishing. All exposed concrete surfaces shall be true, smooth, and free from open or rough areas, depressions, or projections. All concrete horizontal plane surfaces shall be brought flush to the proper elevation with the finished top surface struck-off with a straightedge and floated.

610-3.12 Curing and protection. All concrete shall be properly cured in accordance with the recommendations in American Concrete Institute (ACI) 308R, Guide to External Curing of Concrete. The concrete shall be protected from damage until project acceptance.

610-3.13 Cold weather placing. When concrete is placed at temperatures below 40°F (4°C), follow the cold weather concreting recommendations found in ACI 306R, Cold Weather Concreting.

610-3.14 Hot weather placing. When concrete is placed in hot weather greater than 85°F (30 °C), follow the hot weather concreting recommendations found in ACI 305R, Hot Weather Concreting.

QUALITY ASSURANCE (QA)

610-4.1 Quality Assurance sampling and testing. Concrete for each day's placement will be accepted on the basis of the compressive strength specified in paragraph 610-3.2. The RPR will sample the concrete in accordance with ASTM C172; test the slump in accordance with ASTM C143; test air content in accordance with ASTM C231; make and cure compressive strength specimens in accordance with ASTM C31; and test in accordance with ASTM C39. The QA testing agency will meet the requirements of ASTM C1077.

The Contractor shall provide adequate facilities for the initial curing of cylinders.

610-4.2 Defective work. Any defective work that cannot be satisfactorily repaired as determined by the RPR, shall be removed and replaced at the Contractor's expense. Defective work includes, but is not limited to, uneven dimensions, honeycombing and other voids on the surface or edges of the concrete.

METHOD OF MEASUREMENT

610-5.1 Concrete maintenance pad shall be lump sum of concrete complete in place and accepted.

BASIS OF PAYMENT

610-6.1 Payment shall be made at the contract price lump sum. This price shall be full compensation for furnishing all materials including reinforcement and embedded items and for all preparation, delivery, installation, and curing of these materials, and for all labor, equipment, tools, and incidentals necessary to complete the item.

Payment will be made under:

Item P-610-6.1	Concrete Maintenance Pad per lump sum
----------------	---------------------------------------

REFERENCES

The publications listed below form a part of this specification to the extent referenced. The publications are referred to within the text by the basic designation only.

ASTM International (ASTM)

ASTM A184	Standard Specification for Welded Deformed Steel Bar Mats for Concrete Reinforcement
ASTM A615	Standard Specification for Deformed and Plain Carbon-Steel Bars for Concrete Reinforcement
ASTM A704	Standard Specification for Welded Steel Plain Bar or Rod Mats for Concrete Reinforcement
ASTM A706	Standard Specification for Low-Alloy Steel Deformed and Plain Bars for Concrete Reinforcement
ASTM A775	Standard Specification for Epoxy-Coated Steel Reinforcing Bars

ASTM A884	Standard Specification for Epoxy-Coated Steel Wire and Welded Wire Reinforcement
ASTM A934	Standard Specification for Epoxy-Coated Prefabricated Steel Reinforcing Bars
ASTM A1064	Standard Specification for Carbon-Steel Wire and Welded Wire Reinforcement, Plain and Deformed, for Concrete
ASTM C31	Standard Practice for Making and Curing Concrete Test Specimens in the Field
ASTM C33	Standard Specification for Concrete Aggregates
ASTM C39	Standard Test Method for Compressive Strength of Cylindrical Concrete Specimens
ASTM C94	Standard Specification for Ready-Mixed Concrete
ASTM C136	Standard Test Method for Sieve or Screen Analysis of Fine and Coarse Aggregates
ASTM C114	Standard Test Methods for Chemical Analysis of Hydraulic Cement
ASTM C136	Standard Test Method for Sieve Analysis of Fine and Coarse Aggregates
ASTM C143	Standard Test Method for Slump of Hydraulic-Cement Concrete
ASTM C150	Standard Specification for Portland Cement
ASTM C171	Standard Specification for Sheet Materials for Curing Concrete
ASTM C172	Standard Practice for Sampling Freshly Mixed Concrete
ASTM C231	Standard Test Method for Air Content of Freshly Mixed Concrete by the Pressure Method
ASTM C260	Standard Specification for Air-Entraining Admixtures for Concrete
ASTM C309	Standard Specification for Liquid Membrane-Forming Compounds for Curing Concrete
ASTM C311	Standard Test Methods for Sampling and Testing Fly Ash or Natural Pozzolans for Use in Portland-Cement Concrete
ASTM C494	Standard Specification for Chemical Admixtures for Concrete
ASTM C618	Standard Specification for Coal Fly Ash and Raw or Calcined Natural Pozzolan for Use in Concrete
ASTM C666	Standard Test Method for Resistance of Concrete to Rapid Freezing and Thawing
ASTM C685	Standard Specification for Concrete Made by Volumetric Batching and Continuous Mixing
ASTM C989	Standard Specification for Slag Cement for Use in Concrete and Mortars
ASTM C1017	Standard Specification for Chemical Admixtures for Use in Producing Flowing Concrete

ASTM C1077	Standard Practice for Agencies Testing Concrete and Concrete Aggregates for Use in Construction and Criteria for Testing Agency Evaluation
ASTM C1157	Standard Performance Specification for Hydraulic Cement
ASTM C1260	Standard Test Method for Potential Alkali Reactivity of Aggregates (Mortar-Bar Method)
ASTM C1365	Standard Test Method for Determination of the Proportion of Phases in Portland Cement and Portland-Cement Clinker Using X-Ray Powder Diffraction Analysis
ASTM C1602	Standard Specification for Mixing Water Used in the Production of Hydraulic Cement Concrete
ASTM D1751	Standard Specification for Preformed Expansion Joint Filler for Concrete Paving and Structural Construction (Nonextruding and Resilient Asphalt Types)
ASTM D1752	Standard Specification for Preformed Sponge Rubber Cork and Recycled PVC Expansion Joint Fillers for Concrete Paving and Structural Construction
American Concrete Institute (ACI)	
ACI 305R	Hot Weather Concreting
ACI 306R	Cold Weather Concreting
ACI 308R	Guide to External Curing of Concrete
ACI 309R	Guide for Consolidation of Concrete

END OF ITEM P-610

Page Intentionally Blank

Item T-901 Seeding

DESCRIPTION

901-1.1 This item shall consist of soil preparation, seeding, and fertilizing the areas shown on the plans or as directed by the RPR in accordance with these specifications.

MATERIALS

901-2.1 Seed. The species and application rates of grass, legume, and cover-crop seed furnished shall be those stipulated herein. Seed shall conform to the requirements of Federal Specification JJJ-S-181, Federal Specification, Seeds, Agricultural.

Seed shall be furnished separately or in mixtures in standard containers labeled in conformance with the Agricultural Marketing Service (AMS) Seed Act and applicable state seed laws with the seed name, lot number, net weight, percentages of purity and of germination and hard seed, and percentage of maximum weed seed content clearly marked for each kind of seed. The Contractor shall furnish the RPR duplicate signed copies of a statement by the vendor certifying that each lot of seed has been tested by a recognized laboratory for seed testing within six (6) months of date of delivery. This statement shall include: name and address of laboratory, date of test, lot number for each kind of seed, and the results of tests as to name, percentages of purity and of germination, and percentage of weed content for each kind of seed furnished, and, in case of a mixture, the proportions of each kind of seed. Wet, moldy, or otherwise damaged seed will be rejected.

Seeds shall be applied as follows:

Seed Properties and Rate of Application

Seed	Minimum Seed Purity (Percent)	Minimum Germination (Percent)	Rate of Application lb/acre (or lb/1,000 S.F.)
Kentucky Blue Grass	98	85	35
Turf Type Perennial Blue Grass	98	85	70
Varieties Turf type Tall Fescue with High Endophyte (Btwn 30-50)	98	85	250

Seeding shall be performed during the period between **spring or early fall** inclusive, unless otherwise approved by the RPR.

901-2.2 Lime. Not required.

901-2.3 Fertilizer. Fertilizer shall be standard commercial fertilizers supplied separately or in mixtures containing the percentages of total nitrogen, available phosphoric acid, and water-soluble potash. They shall be applied at the rate and to the depth specified, and shall meet the requirements of applicable state laws. They shall be furnished in standard containers with name, weight, and guaranteed analysis of contents clearly marked thereon. No cyanamide compounds or hydrated lime shall be permitted in mixed fertilizers.

The fertilizers may be supplied in one of the following forms:

- a. A dry, free-flowing fertilizer suitable for application by a common fertilizer spreader;
- b. A finely-ground fertilizer soluble in water, suitable for application by power sprayers; or
- c. A granular or pellet form suitable for application by blower equipment.

Fertilizers shall be 19-19-19 commercial fertilizer and shall be spread at the rate of 500 pounds per acre.

901-2.4 Soil for repairs. The soil for fill and topsoiling of areas to be repaired shall be at least of equal quality to that which exists in areas adjacent to the area to be repaired. The soil shall be relatively free from large stones, roots, stumps, or other materials that will interfere with subsequent sowing of seed, compacting, and establishing turf, and shall be approved by the RPR before being placed.

CONSTRUCTION METHODS

901-3.1 Advance preparation and cleanup. After grading of areas has been completed and before applying fertilizer and ground limestone, areas to be seeded shall be raked or otherwise cleared of stones larger than 2 inches (50 mm) in any diameter, sticks, stumps, and other debris that might interfere with sowing of seed, growth of grasses, or subsequent maintenance of grass-covered areas. If any damage by erosion or other causes has occurred after the completion of grading and before beginning the application of fertilizer and ground limestone, the Contractor shall repair such damage include filling gullies, smoothing irregularities, and repairing other incidental damage.

An area to be seeded shall be considered a satisfactory seedbed without additional treatment if it has recently been thoroughly loosened and worked to a depth of not less than 5 inches (125 mm) as a result of grading operations and, if immediately prior to seeding, the top 3 inches (75 mm) of soil is loose, friable, reasonably free from large clods, rocks, large roots, or other undesirable matter, and if shaped to the required grade.

When the area to be seeded is sparsely sodded, weedy, barren and unworked, or packed and hard, any grass and weeds shall first be cut or otherwise satisfactorily disposed of, and the soil then scarified or otherwise loosened to a depth not less than 5 inches (125 mm). Clods shall be broken and the top 3 inches (75 mm) of soil shall be worked into a satisfactory seedbed by discing, or by use of cultipackers, rollers, drags, harrows, or other appropriate means.

901-3.2 Dry application method.

a. Liming. Not required.

b. Fertilizing. Following advance preparations and cleanup fertilizer shall be uniformly spread at the rate that will provide not less than the minimum quantity stated in paragraph 901-2.3.

c. Seeding. Grass seed shall be sown at the rate specified in paragraph 901-2.1 immediately after fertilizing. The fertilizer and seed shall be raked within the depth range stated in the special provisions. Seeds of legumes, either alone or in mixtures, shall be inoculated before mixing or sowing, in accordance with the instructions of the manufacturer of the inoculant. When seeding is required at other than the seasons shown on the plans or in the special provisions, a cover crop shall be sown by the same methods required for grass and legume seeding.

d. Rolling. After the seed has been properly covered, the seedbed shall be immediately compacted by means of an approved lawn roller, weighing 40 to 65 pounds per foot (60 to 97 kg per meter) of width for clay soil (or any soil having a tendency to pack), and weighing 150 to 200 pounds per foot (223 to 298 kg per meter) of width for sandy or light soils.

901-3.3 Wet application method.

a. General. The Contractor may elect to apply seed and fertilizer (and lime, if required) by spraying them on the previously prepared seedbed in the form of an aqueous mixture and by using the methods and equipment described herein. The rates of application shall be as specified in the special provisions.

b. Spraying equipment. The spraying equipment shall have a container or water tank equipped with a liquid level gauge calibrated to read in increments not larger than 50 gallons (190 liters) over the entire range of the tank capacity, mounted so as to be visible to the nozzle operator. The container or tank shall also be equipped with a mechanical power-driven agitator capable of keeping all the solids in the mixture in complete suspension at all times until used.

The unit shall also be equipped with a pressure pump capable of delivering 100 gallons (380 liters) per minute at a pressure of 100 lb / sq inches (690 kPa). The pump shall be mounted in a line that will recirculate the mixture through the tank whenever it is not being sprayed from the nozzle. All pump passages and pipe lines shall be capable of providing clearance for 5/8 inch (16 mm) solids. The power unit for the pump and agitator shall have controls mounted so as to be accessible to the nozzle operator. There shall be an indicating pressure gauge connected and mounted immediately at the back of the nozzle.

The nozzle pipe shall be mounted on an elevated supporting stand in such a manner that it can be rotated through 360 degrees horizontally and inclined vertically from at least 20 degrees below to at least 60 degrees above the horizontal. There shall be a quick-acting, three-way control valve connecting the recirculating line to the nozzle pipe and mounted so that the nozzle operator can control and regulate the amount of flow of mixture delivered to the nozzle. At least three different types of nozzles shall be supplied so that mixtures may be properly sprayed over distance varying from 20 to 100 feet (6 to 30 m). One shall be a close-range ribbon nozzle, one a medium-range ribbon nozzle, and one a long-range jet nozzle. For ease of removal and cleaning, all nozzles shall be connected to the nozzle pipe by means of quick-release couplings.

In order to reach areas inaccessible to the regular equipment, an extension hose at least 50 feet (15 m) in length shall be provided to which the nozzles may be connected.

c. Mixtures. Lime, if required, shall be applied separately, in the quantity specified, prior to the fertilizing and seeding operations. Not more than 220 pounds (100 kg) of lime shall be added to and mixed with each 100 gallons (380 liters) of water. Seed and fertilizer shall be mixed together in the relative proportions specified, but not more than a total of 220 pounds (100 kg) of these combined solids shall be added to and mixed with each 100 gallons (380 liters) of water.

All water used shall be obtained from fresh water sources and shall be free from injurious chemicals and other toxic substances harmful to plant life. The Contractor shall identify to the RPR all sources of water at least two (2) weeks prior to use. The RPR may take samples of the water at the source or from

the tank at any time and have a laboratory test the samples for chemical and saline content. The Contractor shall not use any water from any source that is disapproved by the RPR following such tests.

All mixtures shall be constantly agitated from the time they are mixed until they are finally applied to the seedbed. All such mixtures shall be used within two (2) hours from the time they were mixed or they shall be wasted and disposed of at approved locations.

d. Spraying. Lime, if required, shall be sprayed only upon previously prepared seedbeds. After the applied lime mixture has dried, the lime shall be worked into the top 3 inches (75 mm), after which the seedbed shall again be properly graded and dressed to a smooth finish.

Mixtures of seed and fertilizer shall only be sprayed upon previously prepared seedbeds on which the lime, if required, shall already have been worked in. The mixtures shall be applied by means of a high-pressure spray that shall always be directed upward into the air so that the mixtures will fall to the ground like rain in a uniform spray. Nozzles or sprays shall never be directed toward the ground in such a manner as might produce erosion or runoff.

Particular care shall be exercised to ensure that the application is made uniformly and at the prescribed rate and to guard against misses and overlapped areas. Proper predetermined quantities of the mixture in accordance with specifications shall be used to cover specified sections of known area.

Checks on the rate and uniformity of application may be made by observing the degree of wetting of the ground or by distributing test sheets of paper or pans over the area at intervals and observing the quantity of material deposited thereon.

On surfaces that are to be mulched as indicated by the plans or designated by the RPR, seed and fertilizer applied by the spray method need not be raked into the soil or rolled. However, on surfaces on which mulch is not to be used, the raking and rolling operations will be required after the soil has dried.

901-3.4 Maintenance of seeded areas. The Contractor shall protect seeded areas against traffic or other use by warning signs or barricades, as approved by the RPR. Surfaces gullied or otherwise damaged following seeding shall be repaired by regrading and reseeding as directed. The Contractor shall mow, water as directed, and otherwise maintain seeded areas in a satisfactory condition until final inspection and acceptance of the work.

When either the dry or wet application method outlined above is used for work done out of season, it will be required that the Contractor establish a good stand of grass of uniform color and density to the satisfaction of the RPR. A grass stand shall be considered adequate when bare spots are one square foot (0.01 sq m) or less, randomly dispersed, and do not exceed 3% of the area seeded.

METHOD OF MEASUREMENT

901-4.1 The quantity of seeding to be paid for shall be the number of units square feet measured on the ground surface, completed and accepted. Seeding shall include all topsoiling and mulching per the specifications.

901-4.2 No separate measurement shall be made for fertilizing and will be considered incidental to other items in this specification.

BASIS OF PAYMENT

901-5.1 Payment shall be made at the contract unit price per square foot or fraction thereof, which price and payment shall be full compensation for furnishing and placing all material and for all labor, equipment, tools, and incidentals necessary to complete the work prescribed in this item.

901-5.2 No separate payment will be made for fertilizing. The price shall be full compensation for furnishing all materials and for placing and anchoring the materials, and for all labor, equipment, tools, and incidentals necessary to complete the item.

Payment will be made under:

Item T-901-5.1 Seeding - per square foot

REFERENCES

The publications listed below form a part of this specification to the extent referenced. The publications are referred to within the text by the basic designation only.

ASTM International (ASTM)

ASTM C602 Standard Specification for Agricultural Liming Materials

Federal Specifications (FED SPEC)

FED SPEC JJJ-S-181, Federal Specification, Seeds, Agricultural

Advisory Circulars (AC)

AC 150/5200-33 Hazardous Wildlife Attractants on or Near Airports

FAA/United States Department of Agriculture

Wildlife Hazard Management at Airports, A Manual for Airport Personnel

END OF ITEM T-901

Page Intentionally Blank

Item T-905 Topsoil

DESCRIPTION

905-1.1 This item shall consist of preparing the ground surface for topsoil application, removing topsoil from designated stockpiles or areas to be stripped on the site or from approved sources off the site, and placing and spreading the topsoil on prepared areas in accordance with this specification at the locations shown on the plans or as directed by the RPR.

MATERIALS

905-2.1 Topsoil. Topsoil shall be the surface layer of soil with no admixture of refuse or any material toxic to plant growth, and it shall be reasonably free from subsoil and stumps, roots, brush, stones (2 inches (50 mm) or more in diameter), and clay lumps or similar objects. Brush and other vegetation that will not be incorporated with the soil during handling operations shall be cut and removed. Ordinary sod and herbaceous growth such as grass and weeds are not to be removed, but shall be thoroughly broken up and intermixed with the soil during handling operations. Heavy sod or other cover, which cannot be incorporated into the topsoil by discing or other means, shall be removed. The topsoil or soil mixture, unless otherwise specified or approved, shall have a pH range of approximately 5.5 pH to 7.6 pH, when tested in accordance with the methods of testing of the Association of Official Agricultural Chemists in effect on the date of invitation of bids. The organic content shall be not less than 3% nor more than 20% as determined by the wet-combustion method (chromic acid reduction). There shall be not less than 20% nor more than 80% of the material passing the 200 mesh (75 µm) sieve as determined by the wash test in accordance with ASTM C117.

Natural topsoil may be amended by the Contractor with approved materials and methods to meet the above specifications.

905-2.2 Inspection and tests. Within 10 days following acceptance of the bid, the RPR shall be notified of the source of topsoil to be furnished by the Contractor. The topsoil shall be inspected to determine if the selected soil meets the requirements specified and to determine the depth to which stripping will be permitted. At this time, the Contractor may be required to take representative soil samples from several locations within the area under consideration and to the proposed stripping depths, for testing purposes as specified in paragraph 905-2.1.

CONSTRUCTION METHODS

905-3.1 General. Areas to be topsoiled shall be shown on the plans. If topsoil is available on the site, the location of the stockpiles or areas to be stripped of topsoil and the stripping depths shall be shown on the plans.

Suitable equipment necessary for proper preparation and treatment of the ground surface, stripping of topsoil, and for the handling and placing of all required materials shall be on hand, in good condition, and approved by the RPR before the various operations are started.

905-3.2 Preparing the ground surface. Immediately prior to dumping and spreading the topsoil on any area, the surface shall be loosened by discs or spike-tooth harrows, or by other means approved by the RPR, to a minimum depth of 2 inches (50 mm) to facilitate bonding of the topsoil to the covered subgrade

soil. The surface of the area to be topsoiled shall be cleared of all stones larger than 2 inches (50 mm) in any diameter and all litter or other material which may be detrimental to proper bonding, the rise of capillary moisture, or the proper growth of the desired planting. Limited areas, as shown on the plans, which are too compact to respond to these operations shall receive special scarification.

Grades on the area to be topsoiled, which have been established by others as shown on the plans, shall be maintained in a true and even condition. Where grades have not been established, the areas shall be smooth-graded and the surface left at the prescribed grades in an even and compacted condition to prevent the formation of low places or pockets where water will stand.

905-3.3 Obtaining topsoil. Prior to the stripping of topsoil from designated areas, any vegetation, briars, stumps and large roots, rubbish or stones found on such areas, which may interfere with subsequent operations, shall be removed using methods approved by the RPR. Heavy sod or other cover, which cannot be incorporated into the topsoil by discing or other means shall be removed.

When suitable topsoil is available on the site, the Contractor shall remove this material from the designated areas and to the depth as directed by the RPR. The topsoil shall be spread on areas already tilled and smooth-graded, or stockpiled in areas approved by the RPR. Any topsoil stockpiled by the Contractor shall be rehandled and placed without additional compensation. Any topsoil that has been stockpiled on the site by others, and is required for topsoil purposes, shall be removed and placed by the Contractor. The sites of all stockpiles and areas adjacent thereto which have been disturbed by the Contractor shall be graded if required and put into a condition acceptable for seeding.

When suitable topsoil is secured off the airport site, the Contractor shall locate and obtain the supply, subject to the approval of the RPR. The Contractor shall notify the RPR sufficiently in advance of operations in order that necessary measurements and tests can be made. The Contractor shall remove the topsoil from approved areas and to the depth as directed. The topsoil shall be hauled to the site of the work and placed for spreading, or spread as required. Any topsoil hauled to the site of the work and stockpiled shall be rehandled and placed without additional compensation.

905-3.4 Placing topsoil. The topsoil shall be evenly spread on the prepared areas to a uniform depth of 2 inches (50 mm) after compaction, unless otherwise shown on the plans or stated in the special provisions. Spreading shall not be done when the ground or topsoil is frozen, excessively wet, or otherwise in a condition detrimental to the work. Spreading shall be carried on so that turving operations can proceed with a minimum of soil preparation or tilling.

After spreading, any large, stiff clods and hard lumps shall be broken with a pulverizer or by other effective means, and all stones or rocks (2 inches (50 mm) or more in diameter), roots, litter, or any foreign matter shall be raked up and disposed of by the Contractor. After spreading is completed, the topsoil shall be satisfactorily compacted by rolling with a cultipacker or by other means approved by the RPR. The compacted topsoil surface shall conform to the required lines, grades, and cross-sections. Any topsoil or other dirt falling upon pavements as a result of hauling or handling of topsoil shall be promptly removed.

METHOD OF MEASUREMENT

T-905-4.1 Topsoiling shall be incidental to other items of work.

BASIS OF PAYMENT

T-905-5.1 No separate payment will be made for topsoiling. The price shall be full compensation for furnishing all materials and for placing and anchoring the materials, and for all labor, equipment, tools, and incidentals necessary to complete the item.

REFERENCES

The publications listed below form a part of this specification to the extent referenced. The publications are referred to within the text by the basic designation only.

ASTM International (ASTM)

ASTM C117	Materials Finer than 75 μm (No. 200) Sieve in Mineral Aggregates by Washing
-----------	--

Advisory Circulars (AC)

AC 150/5200-33	Hazardous Wildlife Attractants on or Near Airports
----------------	--

FAA/United States Department of Agriculture

Wildlife Hazard Management at Airports, A Manual for Airport Personnel

END OF ITEM T-905

Item T-908 Mulching

DESCRIPTION

908-1.1 This item shall consist of furnishing, hauling, placing, and securing mulch on surfaces indicated on the plans or designated by the RPR.

MATERIALS

908-2.1 Mulch material. Acceptable mulch shall be the materials listed below or any approved locally available material that is similar to those specified. Mulch shall be free from noxious weeds, mold, and other deleterious materials. Mulch materials, which contain matured seed of species that would volunteer and be detrimental to the proposed overseeding, or to surrounding farm land, will not be acceptable. Straw or other mulch material which is fresh and/or excessively brittle, or which is in such an advanced stage of decomposition as to smother or retard the planted grass, will not be acceptable.

a. Manufactured mulch. Cellulose-fiber or wood-pulp mulch shall be products commercially available for use in spray applications.

b. Asphalt binder. Asphalt binder material shall conform to the requirements of ASTM D977, Type SS-1 or RS-1.

908-2.2 Inspection. The RPR shall be notified of sources and quantities of mulch materials available and the Contractor shall furnish him with representative samples of the materials to be used 30 days before delivery to the project. These samples may be used as standards with the approval of the RPR and any materials brought on the site that do not meet these standards shall be rejected.

CONSTRUCTION METHODS

908-3.1 Mulching. Before spreading mulch, all large clods, stumps, stones, brush, roots, and other foreign material shall be removed from the area to be mulched. Mulch shall be applied immediately after seeding. The spreading of the mulch may be by hand methods, blower, or other mechanical methods, provided a uniform covering is obtained.

Mulch material shall be furnished, hauled, and evenly applied on the area shown on the plans or designated by the RPR. Straw or hay shall be spread over the surface to a uniform thickness at the rate of 2 to 3 tons per acre (1800 - 2700 kg per acre) to provide a loose depth of not less than 1-1/2 inches (38 cm) nor more than 3 inches (75 mm). Other organic material shall be spread at the rate directed by the RPR. Mulch may be blown on the slopes and the use of cutters in the equipment for this purpose will be permitted to the extent that at least 95% of the mulch in place on the slope shall be 6 inches (150 mm) or more in length. When mulches applied by the blowing method are cut, the loose depth in place shall be not less than one inch (25 mm) nor more than 2 inches (50 mm).

908-3.2 Securing mulch. The mulch shall be held in place by light disking, a very thin covering of topsoil, pins, stakes, wire mesh, asphalt binder, or other adhesive material approved by the RPR. Where mulches have been secured by either of the asphalt binder methods, it will not be permissible to walk on the slopes after the binder has been applied. When an application of asphalt binder material is used to secure the mulch, the Contractor must take every precaution to guard against damaging or disfiguring

structures or property on or adjacent to the areas worked and will be held responsible for any such damage resulting from the operation.

If the “peg and string” method is used, the mulch shall be secured by the use of stakes or wire pins driven into the ground on 5-foot (1.5-m) centers or less. Binder twine shall be strung between adjacent stakes in straight lines and crisscrossed diagonally over the mulch, after which the stakes shall be firmly driven nearly flush to the ground to draw the twine down tight onto the mulch.

908-3.3 Care and repair.

a. The Contractor shall care for the mulched areas until final acceptance of the project. Care shall consist of providing protection against traffic or other use by placing warning signs, as approved by the RPR, and erecting any barricades that may be shown on the plans before or immediately after mulching has been completed on the designated areas.

b. The Contractor shall be required to repair or replace any mulch that is defective or becomes damaged until the project is finally accepted. When, in the judgment of the RPR, such defects or damages are the result of poor workmanship or failure to meet the requirements of the specifications, the cost of the necessary repairs or replacement shall be borne by the Contractor.

c. If the “asphalt spray” method is used, all mulched surfaces shall be sprayed with asphalt binder material so that the surface has a uniform appearance. The binder shall be uniformly applied to the mulch at the rate of approximately 8 gallons (32 liters) per 1,000 square feet (100 sq m), or as directed by the RPR, with a minimum of 6 gallons (24 liters) and a maximum of 10 gallons (40 liters) per 1,000 square feet (100 sq m) depending on the type of mulch and the effectiveness of the binder securing it. Asphalt binder material may be sprayed on the mulched slope areas from either the top or the bottom of the slope. An approved spray nozzle shall be used. The nozzle shall be operated at a distance of not less than 4 feet (1.2 m) from the surface of the mulch and uniform distribution of the asphalt material shall be required. A pump or an air compressor of adequate capacity shall be used to ensure uniform distribution of the asphalt material.

d. If the “asphalt mix” method is used, the mulch shall be applied by blowing, and the asphalt binder material shall be sprayed into the mulch as it leaves the blower. The binder shall be uniformly applied to the mulch at the rate of approximately 8 gallons (32 liters) per 1,000 square feet (100 sq m) or as directed by the RPR, with a minimum of 6 gallons (24 liters) and a maximum of 10 gallons (40 liters) per 1,000 square feet (100 sq m) depending on the type of mulch and the effectiveness of the binder securing it.

METHOD OF MEASUREMENT

908-4.1 Mulching shall be incidental to other items of work.

BASIS OF PAYMENT

908-5.1 No separate payment will be made for mulching. The price shall be full compensation for furnishing all materials and for placing and anchoring the materials, and for all labor, equipment, tools, and incidentals necessary to complete the item.

REFERENCES

The publications listed below form a part of this specification to the extent referenced. The publications are referred to within the text by the basic designation only.

ASTM International (ASTM)

ASTM D977 Standard Specification for Emulsified Asphalt

Advisory Circulars (AC)

AC 150/5200-33 Hazardous Wildlife Attractants on or Near Airports

FAA/United States Department of Agriculture

Wildlife Hazard Management at Airports, A Manual for Airport Personnel

END OF ITEM T-908

REPORT ON GEOTECHNICAL INVESTIGATION

TAXILANE PAVEMENT RECONSTRUCTION ANN ARBOR MUNICIPAL AIRPORT ANN ARBOR, MICHIGAN

Owner:



City of Ann Arbor, Michigan

Prepared for:



38777 Six Mile Road, Suite 202
Livonia, Michigan 48152

December 10, 2024
2024122A



Somat Engineering,
INCORPORATED



Somat Engineering,
INCORPORATED

December 10, 2024
2024122A

Mr. Aaron Aljets, PE
C&S Companies
38777 Six Mile Road, Suite 202
Livonia, Michigan 48152

RE: Report on Geotechnical Investigation
Taxilane Pavement Reconstruction
Ann Arbor Municipal Airport
Ann Arbor, Michigan

Dear Mr. Aljets:

We have completed a geotechnical investigation for the proposed taxilane reconstruction at the Ann Arbor Municipal Airport in Ann Arbor, Michigan. This report presents the results of our observations, geotechnical recommendations, and construction considerations.

The soil samples collected during our field investigation will be retained in our laboratory for 90 days from the date of the final geotechnical report, at which time these samples will be discarded unless otherwise directed by you.

It was a pleasure working with you on this project. If you have any questions regarding this report, please do not hesitate to contact us.

Sincerely,
Somat Engineering, Inc.

A handwritten signature in blue ink, appearing to read 'Jennifer S. Schmitzer'.

Jennifer S. Schmitzer
Project Manager

A handwritten signature in blue ink, appearing to read 'JD Hoksbergen'.

JD Hoksbergen, PE
Senior Project Engineer

JSS/JDH

**REPORT ON GEOTECHNICAL INVESTIGATION
TAXILANE PAVEMENT RECONSTRUCTION
ANN ARBOR MUNICIPAL AIRPORT
ANN ARBOR, MICHIGAN**

TABLE OF CONTENTS

	<u>Page</u>
1.0 INTRODUCTION.....	1
1.1 GENERAL	1
1.2 PROJECT INFORMATION.....	1
2.0 SUBSURFACE INVESTIGATION	1
2.1 FIELD EXPLORATION	1
2.1.1 Field Operations.....	2
2.1.2 Groundwater Level Observation Procedures	2
2.1.3 Dynamic Cone Penetrometer Testing	3
2.2 LABORATORY TESTING.....	3
2.3 LIMITATIONS.....	3
3.0 SUBSURFACE CONDITIONS	4
4.0 PAVEMENT DESIGN RECOMMENDATIONS	5
4.1 SUBGRADE PREPARATION RECOMMENDATIONS	6
4.2 PAVEMENT DESIGN PARAMETERS	7
4.3 DRAINAGE CONSIDERATIONS	8
4.4 GROUNDWATER CONTROL CONSIDERATIONS	9
4.5 ENGINEERED FILL REQUIREMENTS	9
5.0 GENERAL QUALIFICATIONS	10

APPENDICES

APPENDIX A	HAND AUGER LOCATION DIAGRAM
APPENDIX B	LOGS OF HAND AUGERS AND GENERAL NOTES
APPENDIX C	PAVEMENT CORE PHOTOS
APPENDIX D	DYNAMIC CONE PENETROMETER TEST RESULTS
APPENDIX E	“IMPORTANT INFORMATION ABOUT THIS GEOTECHNICAL- ENGINEERING REPORT”



**REPORT ON GEOTECHNICAL INVESTIGATION
TAXILANE PAVEMENT RECONSTRUCTION
ANN ARBOR MUNICIPAL AIRPORT
ANN ARBOR, MICHIGAN**

1.0 INTRODUCTION

1.1 GENERAL

Upon authorization from C&S Companies (C&S), Somat Engineering, Inc. (Somat) has completed the geotechnical investigation for the proposed taxilane pavement reconstruction at the Ann Arbor Municipal Airport in Ann Arbor, Michigan.

The following sections of this report will provide our understanding of the project, a description of our field investigation, the results of the field and laboratory tests, the logs of test borings, our interpretation of subsoil and groundwater conditions, and recommendations related to the geotechnical aspects of the proposed pavement design and construction.

1.2 PROJECT INFORMATION

Ann Arbor Municipal Airport is located at 801 Airport Drive. The airport property is generally situated south of Ellsworth Road between Lohr Road and N. Airport Road on the south side of the City of Ann Arbor.

The project consists of the reconstruction of existing asphalt taxilane pavement in the hangar area located in the northwest corner of the airport. The subject taxilane is along the west side of the easternmost hangar building. The area of reconstruction is approximately 180 feet by 60 feet.

2.0 SUBSURFACE INVESTIGATION

2.1 FIELD EXPLORATION

The field exploration program consisted of performing a total of two (2) hand auger probes. The probes were designated HA-01 and HA-02. Pavement coring was performed at each hand auger probe location. The hand augers extended to explored to depths of about 8.5 and 10 feet below the existing pavement grade.



Surveyed ground surface elevations or coordinates at the hand auger locations were not provided for this project. A hand auger location diagram is presented in Appendix A for reference.

2.1.1 Field Operations

The hand augers were performed on November 8, 2024. At each location, the existing pavement was cored with a portable pavement core drill. The cores were removed from the hole, measured, and photographed. The hand augers were performed using a 3-inch diameter bucket auger. Bulk samples were collected for each change in stratum. Upon completion, the boreholes were backfilled with soil cuttings, the cores placed back into the holes, and the surface was sealed using a concrete patch material.

All soil samples were transported to Somat's Grand Rapids laboratory for further analysis and testing. The soil samples collected for this investigation will be retained in our laboratory for a period of 90 days from the date of the final report.

2.1.2 Groundwater Level Observation Procedures

Whenever possible, groundwater level observations were made during hand augering and are shown on the individual Logs of Test Borings. During the hand auger process, the depth at which free water was observed, where soil cuttings became saturated or where saturated samples were collected, was indicated as the groundwater level. In granular, pervious soils, the indicated water levels are considered relatively reliable. However, in cohesive soils, groundwater observations are not necessarily indicative of the static water table due to the low permeability rates of the soils, and due to the sealing off of natural paths of groundwater flow during augering operations.

It should be noted that seasonal variations and recent precipitation may influence the level of the groundwater table significantly. Groundwater observation wells are generally used if precise groundwater table information is needed; however, the installation of groundwater monitoring wells was not included in the scope of the investigation. Therefore, the discussion and recommendations provided within the report are based on our knowledge of the soil and



groundwater conditions in this area, which should provide for a reasonable approximation of the groundwater level.

2.1.3 Dynamic Cone Penetrometer Testing

After coring the asphalt at each location, a Dynamic Cone Penetrometer (DCP) was performed in each hole in order to collect supplemental subgrade strength information.

The U.S. Army Corps of Engineers has developed two (2) cone penetrometers to measure California Bearing Ratio (CBR) values from 1 to 100. The dual mass version, which was used for this project, drops a 17.6 lb. mass a distance of 22.6 inches onto an anvil driving a 60° cone with a maximum diameter of 0.78 inch. In general, penetration depths for increments of either 1, 5, or 10 blows of the hammer (dependent on the soil strength) are recorded. The U.S. Army Corps of Engineers has developed a correlation between CBR and mm/blow (referred to as the Penetration Index). This test was performed in accordance with ASTM D6951. The results of DCP tests and graphic presentation are included in Appendix D.

2.2 LABORATORY TESTING

All soil samples were classified in accordance with the Unified Soil Classification System (USCS). Since the soils were all granular in nature, no additional index testing was performed.

2.3 LIMITATIONS

The scope of our services was strictly geotechnical and did not include environmental investigation. Our scope of services did not include investigation for the presence or absence of wetlands or hazardous or toxic materials in the soil, surface water, groundwater, or air, on, below or around this site.

Some soils have been identified on the Logs of Test Borings as “fill” if a soil deposit is suspected to have been placed by human activity, versus having been deposited by natural means. These designations were based on our professional engineering judgment considering factors such as our visual classification, the presence of foreign materials (i.e. bricks, concrete, plastic, etc.), and/or



site topography, among many other possibilities. As such, the “fill” descriptions should be considered as secondary information to the standardized soil classification.

Only a limited field investigation was performed for this project, due to budget constraints. As such, our recommendations are based on this limited information as should be considered as such.

3.0 SUBSURFACE CONDITIONS

Soil conditions encountered in the hand augers have been evaluated and presented in the form of Logs of Test Borings in Appendix B. The Logs of Test Borings include approximate soil stratification with detailed soil descriptions and selected physical properties for each stratum encountered in the borings. In addition to the observed subsoil stratigraphy, the logs present information relating to sample data, groundwater level conditions observed in the hand auger borings, personnel involved, and other pertinent data. For information, and to aid in understanding the data as presented on the logs, General Notes defining nomenclature used in soil descriptions are presented immediately following the Logs of Test Borings. It should be noted that the Logs of Test Borings included with this report have been prepared on the basis of laboratory classifications as well as field logs of the soils encountered.

Asphaltic cement concrete was encountered at the surface of each hand auger in thicknesses of 2.75 and 3.75 inches. (Photographs of the pavement cores are included in Appendix C). Beneath the asphalt, sand fill was encountered to a depth of about 2 to 3 feet below existing grades. The sand fill had varied amounts of silt and gravel. Below the fill, sand soils were encountered to the termination depth of each hand auger. The material consisted of poorly graded sand, silty sand, and clayey sand. The sand in hand auger HA-01 was found to contain significant more fines (i.e. silty and clayey) than in HA-02 where the sand was visually classified to contain trace silt. A 6-inch gravel layer was encountered in HA-02 at about 3.5 feet in depth.

Please refer to the individual hand auger logs for the soil conditions at the specific locations. It is emphasized that the stratification lines shown on the Logs of Test Borings are approximate



indications of change from one soil type to another at the location of the boreholes. The actual transition from one stratum to the next may be gradual and may vary within the area represented by the hand augers.

No free groundwater was encountered within the explored depths of the hand augers. It should be noted that water levels observed are only accurate for the date and time of drilling and may be different at the time of construction. Further, the elevation of the natural groundwater table is likely to vary throughout the year depending on the amount of precipitation, runoff, evaporation, and percolation in the area, as well as on the water level in any surface water bodies in the vicinity affecting the groundwater flow pattern.

4.0 PAVEMENT DESIGN RECOMMENDATIONS

The purpose of this investigation was to obtain general subsurface information to design a proposed new pavement section.

Considering this pavement is in a taxilane area, we anticipate the final pavement section will be about 12 inches in thickness (considering asphalt and base layer thicknesses). The subgrade soils encountered in the hand augers at about 12 inches below existing grade were found to consist of sand fill with varied amounts of silt and gravel. The soils encountered in the hand augers are all suitable for structural support of new pavement, however drainage should also be considered. Below the fill, the sand soils in HA-01 were found to contain significant “fines” (i.e. silty and clayey). These soils are frost susceptible and do not promote adequate drainage for the pavement. Lack of drainage (i.e. saturated subgrade) is a significant contributor to pavement distress and deterioration. In HA-02, the soils encountered were found to contain trace silt and are considered suitable for drainage. Since these two (2) hand augers only provided limited information, we recommend basing new pavement design on the worst-case condition of HA-01.



4.1 SUBGRADE PREPARATION RECOMMENDATIONS

After removal of the existing pavement and excavating to the rough subgrade level, and prior to placement of fill, pavement, or pavement base, the exposed subgrade should be visually checked for the presence of debris, organic matter, and other unsuitable materials. These materials should be completely removed.

Subgrade soils having organic contents of greater than 3 percent should be removed prior to constructing new pavement. If encountered, we recommend these soils be removed and replaced with properly compacted, engineered fill soils.

The subgrade areas to be paved shall be compacted to not less than the Federal Aviation Administration (FAA) Advisory Circular 150/5320-6G requirements. The maximum density will be as determined by ASTM D698 (Standard Proctor) for areas as designated for aircrafts with gross weights of 60,000 pounds or less and ASTM D1557 (Modified Proctor) for areas designated for aircraft with gross weights greater than 60,000 pounds.

Considering these compaction specifications, it may be difficult to achieve the required compaction for some of the subgrade soils, especially if the subgrade is exposed to significant precipitation or moisture. If the silty sand subgrade soils are allowed to become saturated and are exposed to heavy construction traffic, they could easily become highly disturbed, resulting in loose, soft, and unstable surface soils, which will make earthwork operations difficult.

Where necessary, in areas with poor or disturbed subgrade soils or soils which cannot meet the compaction requirements, these soils should be removed and replaced with a suitable engineered fill or a stabilization layer. The practicality of this method depends on the magnitude of the area of disturbed soils as well as the depth to any perched groundwater. If field observations indicate that a localized area of disturbed soils are relatively shallow and a “stiffer” layer is below, then removing the disturbed soils and replacing them with properly compacted engineered fill should be sufficient. The thickness and extent of the required undercut will need to be determined in the field by the site geotechnical engineer, as well as the material that should be used to backfill. The



selected engineered backfill must be reviewed for grain size compatibility with respect to the existing subgrade and other engineered fill materials proposed for the pavement section. Generally, the sand or aggregate material the contractor has onsite to construct the pavement section is suitable. If a stabilization layer is required, we recommend crushed aggregate with a maximum particle size of 3 inches and no more than 8 percent passing the No. 200 sieve for this purpose. The top surface of the aggregate stabilization layer should be “choked off” with a layer of FAA P208 material, if the bottom layer of aggregate is larger than P208 gradation (and a geotextile separator fabric should be placed below the bottom stabilization layer, if necessary).

The pavement subgrade areas should be thoroughly compacted before placement of new fill or pavement. The purpose of the compaction is to uniformly compact the subgrade surface. The pavement subgrade areas should also be thoroughly proofrolled before placement of new fill or pavement. Loose or soft areas revealed during compaction or during the proofrolling should either be suitably compacted (and aerated if necessary) or removed and replaced with granular engineered fill.

4.2 PAVEMENT DESIGN PARAMETERS

In-situ DCP tests were performed at each of the hand auger locations. Below 12 inches, the CBR results were found to range from about 15 to 35 in HA-01 and 30 to 50 in HA-02. The detailed results of the test are presented in Appendix D.

For new pavement design, we recommend the following modulus of subgrade reaction of the subgrade (k-value), Elastic Moduli of Subgrade (E-modulus) (E), and CBR for the various types of soils anticipated at the subgrade levels. These pavement design soil parameters are estimated based on soil type, previous experience, and the results of the in-situ DCP testing.



Soil Type	Estimated CBR Values	Correlated Values of Elastic Modulus of Subgrade (E) [E=1500 x CBR]*	Correlated Values of Modulus of Subgrade Reaction (k- value) [k = 28.6926 x CBR ^{0.7788}]**
Existing Subgrade (improved as discussed above)	25	37,500 psi	352 pci
New Sand Subbase (such as FAA P-154 or MDOT Class II/IIA sand)	25	37,500 psi	352 pci
New Aggregate Base (such as FAA P-209, or MDOT 21AA)	40	60,000 psi	508 pci

* FAA AC 150/5320-6G Section 2.3.9.8

** FAA AC 150/5320-6G Section 3.16.4.1

The engineer preparing the final pavement designs should consider other factors in addition to the subgrade moduli values. These factors may include, but are not limited to, adequate subgrade preparation, adequate placement of engineered fill and pavement layers, and surface and subsurface drainage. Somat's services related to pavement design and construction on this project were limited to preparing general guidelines for subgrade conditions and estimation of moduli values from the surficial soils encountered at the soil boring locations.

The recommended moduli of subgrade provided above for new surface pavements assumes the soil conditions encountered in the borings are representative of the soil conditions within the proposed pavement construction areas. If during construction the subgrade is found to vary from the expected soil conditions, we should be contacted so we may re-evaluate our recommended modulus values.

4.3 DRAINAGE CONSIDERATIONS

As noted in the previous sections, the anticipated existing subgrade soils in the worst-case hand auger consist of silty or clayey sand. These soils are considered susceptible to frost action and the negative consequences. Any areas where water is not allowed to drain freely either due to subsoil



conditions, site grades, or other factors, will have a detrimental effect on the pavement condition over time. The existing drainage system should be checked for adequacy and functionality. If no drainage system exists, one should be considered to be installed in order to prolong any placed pavements life.

Drainage enhancements could also be achieved through an open-graded drainage layer as part of the pavement section. Any open-grade material should always be separated from the surrounding finer-grained soils with a non-woven separator fabric.

4.4 GROUNDWATER CONTROL CONSIDERATIONS

Based on the soils and groundwater information obtained in these soil borings, we estimate the overall long-term groundwater level at this site is generally situated below the depths of our exploration (greater than 8.5 to 10 feet below existing grades). However, the possibility of perched water trapped in the granular fill or less permeable sand layers (above the long-term level) should be expected and the contractor should be prepared to handle the groundwater if encountered. We anticipate any excavations for new pavement will be above the groundwater table and therefore, we do not anticipate significant problems associated with groundwater. Standard sump pit and pumping techniques should be adequate in controlling the groundwater in these excavations.

It should be noted that the elevation of the natural groundwater table is likely to vary throughout the year depending on the amount of precipitation, runoff, evaporation and percolation in the area, as well as on the water level of surface water bodies in the vicinity affecting the groundwater flow pattern.

4.5 ENGINEERED FILL REQUIREMENTS

Any fill used should be an approved, engineered material, free of frozen soil, organics, or other deleterious material. Soils containing greater than 3 percent (by weight) organics are considered unsuitable for use as engineered backfill. Fill should never be placed on frozen subgrades.



5.0 GENERAL QUALIFICATIONS

All earthwork operations, including backfilling and proof rolling activities should be monitored and the subgrade soil inspected and tested, under the direction of a geotechnical engineer, to verify conditions are as interpreted in this report.

This report and the attached Logs of Test Borings are instruments of service, which have been prepared in accordance with generally accepted soil and foundation engineering practices. We make no other warranties either expressed or implied as to the professional advice included in this report.

The contents of this report have been selected in order to aid in the evaluation of expected subsoil properties to assist the engineer in the design of these projects. In the event that any changes are made in the geotechnical aspects of these projects, however slight, the conclusions and recommendations contained in this report shall not be considered valid unless the changes are reviewed, and the conclusions of this report are modified in writing by our office.

Since the information obtained from test borings is specific to the exact test locations, soil and water information could be different from those occurring at other locations of the site. This report does not reflect variations that may occur between the test locations. The nature and extent of these variations may not become evident until the time of construction. If significant variations then become evident, it may be necessary for us to re-evaluate the recommendations provided in this report.

This report should be made available to bidders prior to submitting their proposals for their information only, and to supply them with facts relative to the subsurface investigation, laboratory tests, etc.

Somat is not responsible for failure to provide services that other project participants, apart from our client, have assigned to Somat either directly or indirectly. Somat is not responsible for failing



to comply with the requirements of design manuals or other documents specified by other project participants that impart responsibilities to the geotechnical engineer without our knowledge and written consent. We are not liable for services related to this project that are not outlined in our scope of services, detailed in our project proposal.

The discussions and recommendations submitted in this report are based on the soil information contained in the logs of test borings and test results appended to this report. Please refer to Appendix E for important information about this geotechnical investigation report. If you have any questions regarding this report, please contact us.



APPENDIX A

HAND AUGER LOCATION DIAGRAM





Adapted from GoogleEarth satellite imagery

Drawing Scale as noted

Legend:



● Approximate Hand Auger Locations

SOIL BORING LOCATION DIAGRAM

Taxilane Pavement Reconstruction
Ann Arbor Municipal Airport
Ann Arbor, Michigan

APPENDIX B

LOGS OF TEST BORINGS AND GENERAL NOTES







12/10/24

PROJECT NO. 2024122A

DATE STARTED: 11/8/2024

DATE COMPLETED: 11/8/2024

LOG OF TEST BORING
HA-02

ELEVATION ft		LOG OF SOIL PROFILE	DEPTH (ft)	FIELD DATA			LABORATORY DATA							▼ SPT N VALUE ▼				
				SAMPLE NO.	SAMPLE RECOVERY (in)	NO. OF BLOWS FOR 6-inch DRIVE	N VALUE	SAMPLE TIP DEPTH (ft)	UNCONFINED COMP STRENGTH (psf)	MOISTURE CONTENT (%)	DRY DENSITY (pcf)	LIQUID LIMIT	PLASTICITY INDEX	% PASSING #200	10	20	30	40
															● MOISTURE CONTENT (%) ●			
															10	20	30	40
														■ UCS STRENGTH (psf) ■				
														2000	4000	6000	8000	
		Ground Surface Elevation	0															
		3.75 inches of ASPHALTIC CEMENT CONCRETE	0.3	HA1				0.8										
		FILL - Poorly graded fine to coarse sand with silt, few gravel, brown, moist (SP-SM)																
			2.9															
		Poorly graded FINE TO MEDIUM SAND, trace silt, trace gravel, brown, moist (SP)	3.4	HA2				3.4										
			3.9	HA3				3.9										
		Poorly graded FINE TO COARSE GRAVEL with sand, with silt, trace clay, brown, moist (GP-GM)		HA4				4.5										
			5															
		Poorly graded FINE TO MEDIUM SAND, few gravel, trace silt, brown, moist (SP)																
			8.5															
		End of Boring at 8.5 feet (terminated on possible cobble)																
			10															

GROUNDWATER READINGS

First Encountered: none
Upon Completion: none

BORING LOCATION INFORMATION

Coordinates/GSE determined by:

KEY

Torvane
* Penetrometer
<> Disturbed Sample

Drilling Company: Somat Engineering

Drill Rig: ---

Logged By: E. Karrip

Drilling Method: Hand Auger

Method Notes: ---

Hammer Type: ---

Backfilled With: Cuttings/Quikrete

Checked By: ALOG

QA/QC By: JDH

Remarks:



Somat Engineering

Taxilane Pavement Reconstruction
Ann Arbor Municipal Airport
Ann Arbor, Michigan



GENERAL NOTES

Unified Soil Classification System (USCS) ASTM D2488 (Modified)

DRILLING & SAMPLING SYMBOLS:

SS:	Split Spoon – 1 3/8" I.D., 2" O.D. (standard)	BS:	Bulk Sample	RC:	Rock Core with diamond bit, NX size, (unless otherwise noted)
S:	Split Spoon – non-standard size, as noted	HSA:	Hollow Stem Auger	RB:	Rock Bit/Roller Bit
ST:	Thin-Walled Tube – 3" O.D., (unless otherwise noted)	DP:	Direct Push	WR:	Wash Rotary
LS:	Liner Sample	PS:	Piston Sample	NR:	No Recovery
PA:	Power Auger	PT:	Pitcher Sample	VS:	Vane Shear Test
HA:	Hand Auger	WS:	Wash Sample	ER:	Hammer Energy Ratio
AU:	Auger Sample				

Standard Penetration Test Resistance, N-Value: Sum of 2nd and 3rd 6-inch increments, in blows per foot of a 140-pound hammer falling 30 inches and driving an 18-inch to 30-inch long, 2-inch OD split spoon.

WATER LEVEL MEASUREMENT:

Water levels indicated on the boring logs are the levels measured in the borings at the times indicated. In pervious soils, the indicated levels may reflect the location of a groundwater table. In low permeability soils (clays and silts), the accurate determination of groundwater levels may not be possible with only short-term observations. Groundwater levels at times and locations other than when and where individual borings were performed could vary.

DESCRIPTIVE SOIL CLASSIFICATION:

Soil classification is based on the Unified Soil Classification (USC) System and ASTM Standards D-2487 and D-2488. Coarse-grained soils have more than 50% of their dry weight retained on a #200 sieve; they are described as: gravel or sand. Fine-grained soils have less than 50% of their dry weight retained on a #200 sieve; they are generally described as: clays, if they are plastic, and silts, if they are slightly plastic or non-plastic. Major constituents may be added as modifiers and minor constituents may be added according to the relative proportions based on grain size. In addition to gradation, coarse-grained soils are defined on the basis of their apparent in-place density and fine-grained soils on the basis of their apparent in-place density (silty soils) or consistency (clayey soils).

CONSISTENCIES OF COHESIVE SOILS:

The pocket penetrometer, pocket torvane, and in-situ vane shear tests are converted into an estimated unconfined compressive strength, in pounds per square feet (psf), for presentation on the logs. The unconfined compressive strength is estimated to be about two times the shear strength.

DESCRIPTORS OF MINOR CONSTITUENTS

Primary Constituent	Fine-Grained (Silt & Clay)	Coarse-Grained (Sand & Gravel)	
Descriptor of Other Constituents	Relative Portion of Coarse Grained Soils as a % of Dry Weight	Relative Portion of Fine Grained Soils as a % of Dry Weight	Relative Portion of Coarse Grained Soils as a % of Dry Weight
Trace	<5%	<5%	<5%
Few	≥5% - <15%	N/A	≥5% - <15%
With	≥15% - <30%	≥5% - 12%	≥15%
Modifier	≥30%	>12%	N/A

FINE-GRAINED SOILS

Unconfined Compressive Strength q_u , psf	Consistency	N-Value	Apparent Density
< 500	Very Soft	0 – 4	Very Loose
500 - <1,000	Soft	5 – 9	Loose
1,000 - <2,000	Medium	10 – 29	Medium Dense
2,000 - <4,000	Stiff	30 – 49	Dense
4,000 - <8,000	Very Stiff	50 – 80	Very Dense
≥ 8,000	Hard	>80	Extremely Dense

COARSE-GRAINED SOILS

DEFINITIONS OF STRUCTURAL AND DEPOSITIONAL FEATURES

Term	Definition
Parting	≤ 1/16 inch (1.6 mm) thick
Seam	> 1/16 inch (1.6 mm) → 1/2 inch (12.7 mm) thick
Layer	> 1/2 inch (12.7 mm) to ≤ 12 inches (305 mm) thick
Pocket	Small, erratic deposits of limited lateral extent
Lens	Lenticular deposit
Lensed	Inclusion of small pockets of different soils, such as small lenses of sand scattered through a mass of clay
Varved	Alternating partings or seams (1 mm – 12 mm) of silt and/or clay and sometimes fine sand
Stratified	Alternating layers of varying material or color with layers ≥ 6 mm thick
Laminated	Alternating layers of varying material or color with layers < 6 mm thick
Fissured	Contains shears or separations along planes of weakness
Slickensided	Shear planes appear polished or glossy, sometimes striated
Blocky	Cohesive soil that can be broken down into small angular lumps which can resist further breakdown
Homogeneous	Same color and appearance throughout
Occasional	One or less per foot (305 mm) of thickness
Frequent	More than one per foot (305 mm) of thickness
Interbedded	Applied to strata of soil lying between or alternating with other strata of a different nature

DEFINITIONS OF PAVEMENT CONDITION

Condition	Description
Good	ACC Very slight or no raveling, surface shows some traffic wear. Longitudinal cracks and transverse cracks (open 1/4 inch). No patching or very few patches in excellent condition.
	PCC Moderate scaling in several locations. A few isolated surface spalls. Shallow reinforcement causing cracks. Several corner cracks, tight or well sealed. Open (1/4 inch wide) longitudinal or transverse joints.
Fair	ACC Severe surface raveling. Multiple longitudinal and transverse cracking with slight raveling. Longitudinal cracking in wheel path. Block cracking (over 50% of surface). Patching in fair condition. Slight rutting or distortions (1/2 inch deep or less).
	PCC Severe polishing, scaling, map cracking, or spalling over 50% of the area. Joints and cracks show moderate to severe spalling. Pumping and faulting of joints (1/2 inch with fair ride). Several slabs have multiple transverse or meander cracks with moderate spalling.
Poor	ACC Alligator cracking (over 25% of surface). Severe distortions (over 2 inches deep) Extensive patching in poor condition. Potholes.
	PCC Extensive slab cracking, severely spalled and patched. Joints failed. Patching in very poor condition. Severe and extensive settlement or frost heaves.

GRAIN SIZE TERMINOLOGY

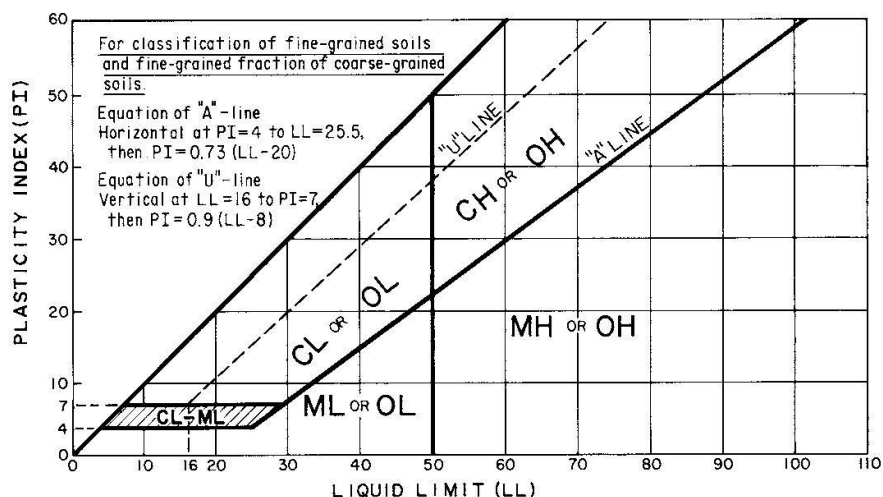
Major Component of Sample	Size Range
Boulders	≥ 12" (300 mm)
Cobbles	< 12" - 3" (300 mm – 75 mm)
Gravel - Coarse	< 3" - 3/4" (75 mm – 19 mm)
Gravel - Fine	< 3/4" - #4 (19 mm – 4.75 mm)
Sand - Coarse	< #4 - #10 (4.75 mm – 2 mm)
Sand - Medium	< #10 - #40 (2 mm - 0.425 mm)
Sand - Fine	< #40 - #200 (0.425 mm - 0.074 mm)
Silt	< 0.074 mm - 0.005 mm
Clay	< 0.005 mm



GENERAL NOTES

Unified Soil Classification System (USCS) ASTM D2487

Criteria for Assigning Group Symbols and Group Names Using Laboratory Tests ^A				Soil Classification	
				Group Symbol	Group Name ^B
COARSE-GRAINED More than 50 % retained on No. 200 sieve	Gravels (More than 50 % of coarse fraction retained on No. 4 sieve)	Clean Gravels	$Cu \geq 4$ and $1 \leq Cc \leq 3^D$	GW	Well-graded gravel ^E
		(Less than 5% fines ^C)	$Cu < 4$ and/or $[Cc < 1 \text{ or } Cc > 3]^D$	GP	Poorly graded gravel ^E
		Gravels with Fines (More than 12 % fines ^C)	Fines classify as ML or MH	GM	Silty gravel ^{E,F,G}
	Sands (50 % or more of coarse fraction passes No. 4 sieve)	Clean Sands	$Cu \geq 6$ and $1 \leq Cc \leq 3^D$	SW	Well-graded sand ^I
		(Less than 5 % fines ^H)	$Cu < 6$ and/or $[Cc < 1 \text{ or } Cc > 3]^D$	SP	Poorly graded sand ^I
		Sands with Fines (More than 12 % fines ^H)	Fines classify as ML or MH	SM	Silty sand ^{F,G,I}
FINE-GRAINED SOILS 50 % or more passes the No. 200 sieve	Silts and Clays Liquid limit less than 50	inorganic	$PI > 7$ and plots on or above "A" line ^J	CL	Lean clay ^{K,L,M}
			$PI < 4$ or plots below "A" line ^J	ML	Silt ^{K,L,M}
	Silts and Clays Liquid limit more than 50	organic	(Liquid Limit - oven dried) / (Liquid Limit - not dried) < 0.75	OL	Organic clay ^{K,L,M,N} Organic silt ^{K,L,M,O}
		inorganic	PI plots on or above "A" line	CH	Fat clay ^{K,L,M}
			PI plots below "A" line	MH	Elastic silt ^{K,L,M}
			organic	(Liquid Limit - oven dried) / (Liquid Limit - not dried) < 0.75	OH
HIGHLY ORGANIC SOILS Primarily organic matter, dark in color, and organic odor				Pt	Peat
<p>^A Based on the material passing the 3-in. (75-mm) sieve.</p> <p>^B If field sample contained cobbles or boulders, or both, add "with cobbles or boulders, or both" to group name.</p> <p>^C Gravels with 5 to 12 % fines require dual symbols: GW-GM well-graded gravel with silt GW-GC well-graded gravel with clay GP-GM poorly graded gravel with silt GP-GC poorly graded gravel with clay</p> <p>^D $Cu = D_{60}/D_{10}$ $Cc = (D_{30})^2 / (D_{10} \times D_{60})$</p> <p>^E If soil contains ≥ 15 % sand, add "with sand" to group name.</p> <p>^F If fines classify as CL-ML, use dual symbol GC-GM, or SC-SM.</p> <p>^G If fines are organic, add "with organic fines" to group name.</p>				<p>^H Sands with 5 to 12 % fines require dual symbols: SW-SM well-graded sand with silt SW-SC well-graded sand with clay SP-SM poorly graded sand with silt SP-SC poorly graded sand with clay</p> <p>^I If soil contains ≥ 15 % gravel, add "with gravel" to group name.</p> <p>^J If Atterberg limits plot in hatched area, soil is a CL-ML, silty clay.</p> <p>^K If soil contains 15 to <30 % plus No. 200, add "with sand" or "with gravel," whichever is predominant.</p> <p>^L If soil contains ≥ 30 % plus No. 200, predominantly sand, add "sandy" to group name.</p> <p>^M If soil contains ≥ 30 % plus No. 200, predominantly gravel, add "gravelly" to group name.</p> <p>^N $PI \geq 4$ and plots on or above "A" line.</p> <p>^O $PI < 4$ or plots below "A" line.</p> <p>^P PI plots on or above "A" line.</p> <p>^Q PI plots below "A" line.</p>	



Order of Classification: 1) Consistency or Apparent Density, 2) Type of Soil, 3) Minor Soil Type(s), 4) Inclusions, 5) Layered Soils, 6) Color, 7) Water Content, 8) USCS Symbol, 9) Geological Name

APPENDIX C

PAVEMENT CORE PHOTOGRAPHS



Pavement Core Photographs
Taxilane Pavement Reconstruction
Ann Arbor Municipal Airport
Ann Arbor, Michigan



APPENDIX D

DCP TEST RESULTS





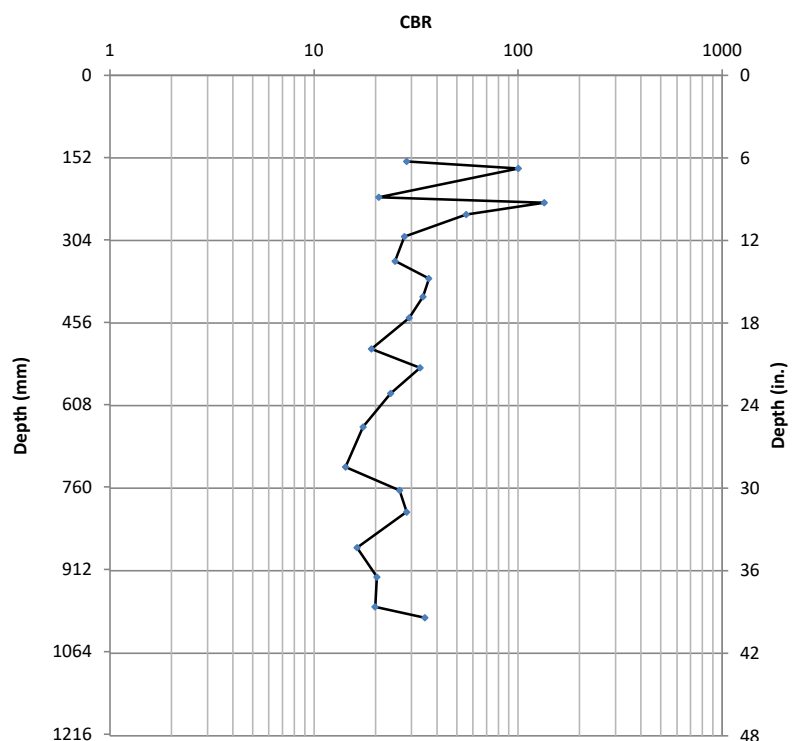
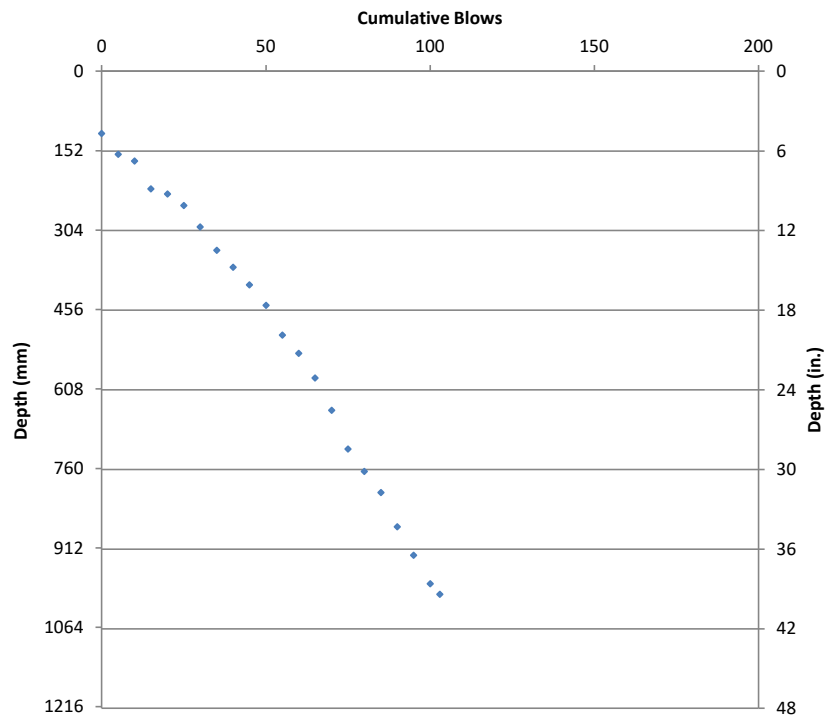
DCP TEST DATA REPORT

Soil Type(s): Sand

☐ 10.1 lbs

☒ 17.6 lbs

☐ Both Hammers Used

[illegible]



DCP TEST DATA REPORT

Project Number: **2024122A**

Test Location: **HA-02**

Project Name: **Taxilane Reconstruction
Ann Arbor Municipal Airport**

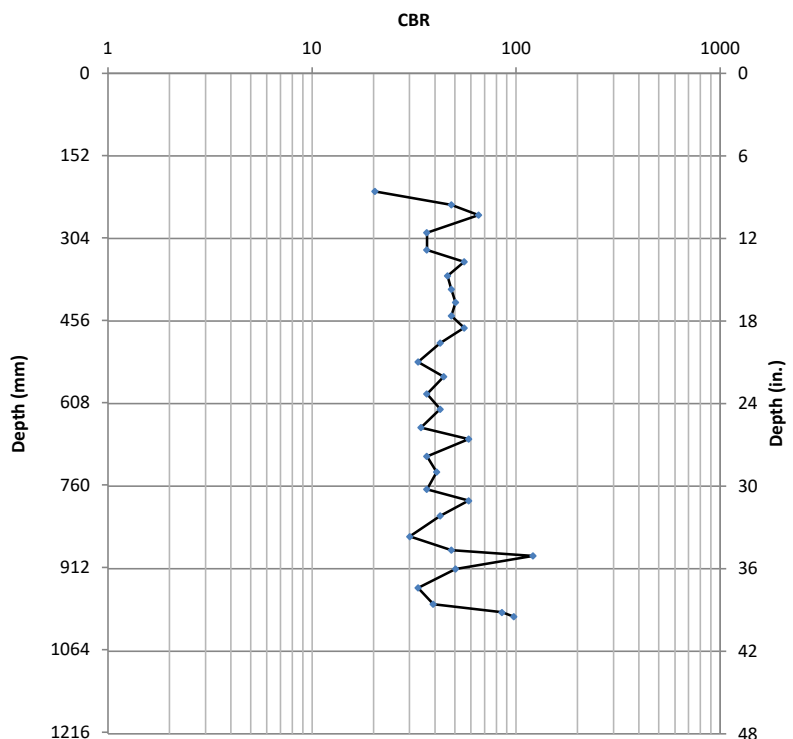
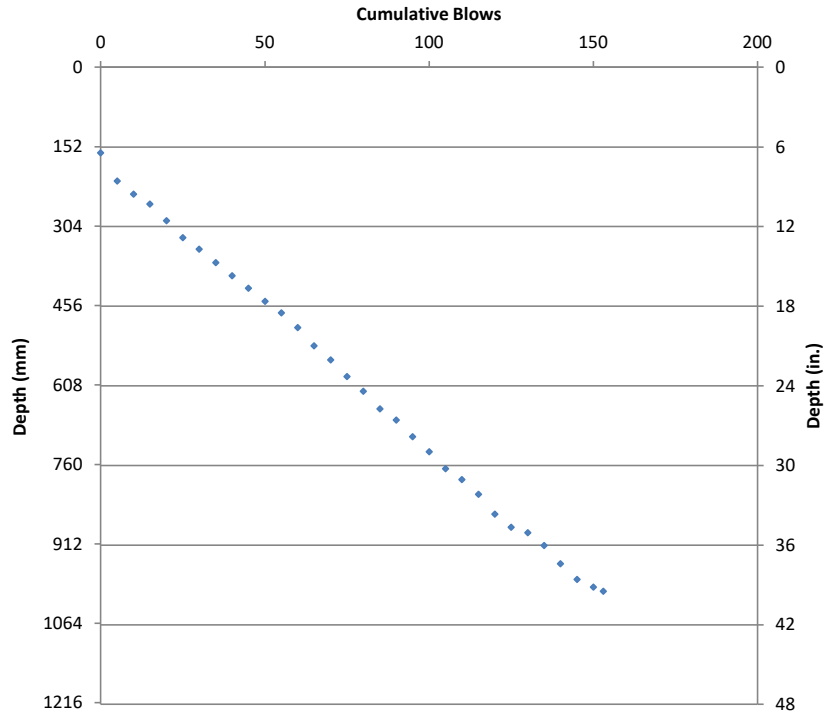
Date: **11/8/2024**

Soil Type(s): **Sand**

Hammer:

- ☐ 10.1 lbs
☒ 17.6 lbs
☐ Both Hammers Used

No. of Blows	Cumulative Penetration (mm)	Type of Hammer
0	164	1
5	218	1
5	243	1
5	262	1
5	294	1
5	326	1
5	348	1
5	374	1
5	399	1
5	423	1
5	448	1
5	470	1
5	498	1
5	533	1
5	560	1
5	592	1
5	620	1
5	654	1
5	675	1
5	707	1
5	736	1
5	768	1
5	789	1
5	817	1
5	855	1
5	880	1
5	891	1
5	915	1
5	950	1
5	980	1
5	995	1
3	1003	1



APPENDIX E

**GBA MESSAGE: “IMPORTANT INFORMATION ABOUT THIS GEOTECHNICAL-
ENGINEERING REPORT”**



Important Information about This Geotechnical-Engineering Report

Subsurface problems are a principal cause of construction delays, cost overruns, claims, and disputes.

While you cannot eliminate all such risks, you can manage them. The following information is provided to help.

The Geoprofessional Business Association (GBA) has prepared this advisory to help you – assumedly a client representative – interpret and apply this geotechnical-engineering report as effectively as possible. In that way, you can benefit from a lowered exposure to problems associated with subsurface conditions at project sites and development of them that, for decades, have been a principal cause of construction delays, cost overruns, claims, and disputes. If you have questions or want more information about any of the issues discussed herein, contact your GBA-member geotechnical engineer. Active engagement in GBA exposes geotechnical engineers to a wide array of risk-confrontation techniques that can be of genuine benefit for everyone involved with a construction project.

Understand the Geotechnical-Engineering Services Provided for this Report

Geotechnical-engineering services typically include the planning, collection, interpretation, and analysis of exploratory data from widely spaced borings and/or test pits. Field data are combined with results from laboratory tests of soil and rock samples obtained from field exploration (if applicable), observations made during site reconnaissance, and historical information to form one or more models of the expected subsurface conditions beneath the site. Local geology and alterations of the site surface and subsurface by previous and proposed construction are also important considerations. Geotechnical engineers apply their engineering training, experience, and judgment to adapt the requirements of the prospective project to the subsurface model(s). Estimates are made of the subsurface conditions that will likely be exposed during construction as well as the expected performance of foundations and other structures being planned and/or affected by construction activities.

The culmination of these geotechnical-engineering services is typically a geotechnical-engineering report providing the data obtained, a discussion of the subsurface model(s), the engineering and geologic engineering assessments and analyses made, and the recommendations developed to satisfy the given requirements of the project. These reports may be titled investigations, explorations, studies, assessments, or evaluations. Regardless of the title used, the geotechnical-engineering report is an engineering interpretation of the subsurface conditions within the context of the project and does not represent a close examination, systematic inquiry, or thorough investigation of all site and subsurface conditions.

Geotechnical-Engineering Services are Performed for Specific Purposes, Persons, and Projects, and At Specific Times

Geotechnical engineers structure their services to meet the specific needs, goals, and risk management preferences of their clients. A geotechnical-engineering study conducted for a given civil engineer

will not likely meet the needs of a civil-works constructor or even a different civil engineer. Because each geotechnical-engineering study is unique, each geotechnical-engineering report is unique, prepared *solely* for the client.

Likewise, geotechnical-engineering services are performed for a specific project and purpose. For example, it is unlikely that a geotechnical-engineering study for a refrigerated warehouse will be the same as one prepared for a parking garage; and a few borings drilled during a preliminary study to evaluate site feasibility will not be adequate to develop geotechnical design recommendations for the project.

Do not rely on this report if your geotechnical engineer prepared it:

- for a different client;
- for a different project or purpose;
- for a different site (that may or may not include all or a portion of the original site); or
- before important events occurred at the site or adjacent to it; e.g., man-made events like construction or environmental remediation, or natural events like floods, droughts, earthquakes, or groundwater fluctuations.

Note, too, the reliability of a geotechnical-engineering report can be affected by the passage of time, because of factors like changed subsurface conditions; new or modified codes, standards, or regulations; or new techniques or tools. *If you are the least bit uncertain about the continued reliability of this report, contact your geotechnical engineer before applying the recommendations in it. A minor amount of additional testing or analysis after the passage of time – if any is required at all – could prevent major problems.*

Read this Report in Full

Costly problems have occurred because those relying on a geotechnical-engineering report did not read the report in its entirety. Do not rely on an executive summary. Do not read selective elements only. *Read and refer to the report in full.*

You Need to Inform Your Geotechnical Engineer About Change

Your geotechnical engineer considered unique, project-specific factors when developing the scope of study behind this report and developing the confirmation-dependent recommendations the report conveys. Typical changes that could erode the reliability of this report include those that affect:

- the site's size or shape;
- the elevation, configuration, location, orientation, function or weight of the proposed structure and the desired performance criteria;
- the composition of the design team; or
- project ownership.

As a general rule, *always* inform your geotechnical engineer of project or site changes – even minor ones – and request an assessment of their impact. *The geotechnical engineer who prepared this report cannot accept*

responsibility or liability for problems that arise because the geotechnical engineer was not informed about developments the engineer otherwise would have considered.

Most of the “Findings” Related in This Report Are Professional Opinions

Before construction begins, geotechnical engineers explore a site’s subsurface using various sampling and testing procedures. *Geotechnical engineers can observe actual subsurface conditions only at those specific locations where sampling and testing is performed.* The data derived from that sampling and testing were reviewed by your geotechnical engineer, who then applied professional judgement to form opinions about subsurface conditions throughout the site. Actual site-wide subsurface conditions may differ – maybe significantly – from those indicated in this report. Confront that risk by retaining your geotechnical engineer to serve on the design team through project completion to obtain informed guidance quickly, whenever needed.

This Report’s Recommendations Are Confirmation-Dependent

The recommendations included in this report – including any options or alternatives – are confirmation-dependent. In other words, they are not final, because the geotechnical engineer who developed them relied heavily on judgement and opinion to do so. Your geotechnical engineer can finalize the recommendations *only after observing actual subsurface conditions* exposed during construction. If through observation your geotechnical engineer confirms that the conditions assumed to exist actually do exist, the recommendations can be relied upon, assuming no other changes have occurred. *The geotechnical engineer who prepared this report cannot assume responsibility or liability for confirmation-dependent recommendations if you fail to retain that engineer to perform construction observation.*

This Report Could Be Misinterpreted

Other design professionals’ misinterpretation of geotechnical-engineering reports has resulted in costly problems. Confront that risk by having your geotechnical engineer serve as a continuing member of the design team, to:

- confer with other design-team members;
- help develop specifications;
- review pertinent elements of other design professionals’ plans and specifications; and
- be available whenever geotechnical-engineering guidance is needed.

You should also confront the risk of constructors misinterpreting this report. Do so by retaining your geotechnical engineer to participate in prebid and preconstruction conferences and to perform construction-phase observations.

Give Constructors a Complete Report and Guidance

Some owners and design professionals mistakenly believe they can shift unanticipated-subsurface-conditions liability to constructors by limiting the information they provide for bid preparation. To help prevent the costly, contentious problems this practice has caused, include the complete geotechnical-engineering report, along with any attachments or appendices, with your contract documents, *but be certain to note*

conspicuously that you’ve included the material for information purposes only. To avoid misunderstanding, you may also want to note that “informational purposes” means constructors have no right to rely on the interpretations, opinions, conclusions, or recommendations in the report. Be certain that constructors know they may learn about specific project requirements, including options selected from the report, *only* from the design drawings and specifications. Remind constructors that they may perform their own studies if they want to, and *be sure to allow enough time* to permit them to do so. Only then might you be in a position to give constructors the information available to you, while requiring them to at least share some of the financial responsibilities stemming from unanticipated conditions. Conducting prebid and preconstruction conferences can also be valuable in this respect.

Read Responsibility Provisions Closely

Some client representatives, design professionals, and constructors do not realize that geotechnical engineering is far less exact than other engineering disciplines. This happens in part because soil and rock on project sites are typically heterogeneous and not manufactured materials with well-defined engineering properties like steel and concrete. That lack of understanding has nurtured unrealistic expectations that have resulted in disappointments, delays, cost overruns, claims, and disputes. To confront that risk, geotechnical engineers commonly include explanatory provisions in their reports. Sometimes labeled “limitations,” many of these provisions indicate where geotechnical engineers’ responsibilities begin and end, to help others recognize their own responsibilities and risks. *Read these provisions closely.* Ask questions. Your geotechnical engineer should respond fully and frankly.

Geoenvironmental Concerns Are Not Covered

The personnel, equipment, and techniques used to perform an environmental study – e.g., a “phase-one” or “phase-two” environmental site assessment – differ significantly from those used to perform a geotechnical-engineering study. For that reason, a geotechnical-engineering report does not usually provide environmental findings, conclusions, or recommendations; e.g., about the likelihood of encountering underground storage tanks or regulated contaminants. *Unanticipated subsurface environmental problems have led to project failures.* If you have not obtained your own environmental information about the project site, ask your geotechnical consultant for a recommendation on how to find environmental risk-management guidance.

Obtain Professional Assistance to Deal with Moisture Infiltration and Mold

While your geotechnical engineer may have addressed groundwater, water infiltration, or similar issues in this report, the engineer’s services were not designed, conducted, or intended to prevent migration of moisture – including water vapor – from the soil through building slabs and walls and into the building interior, where it can cause mold growth and material-performance deficiencies. Accordingly, *proper implementation of the geotechnical engineer’s recommendations will not of itself be sufficient to prevent moisture infiltration.* Confront the risk of moisture infiltration by including building-envelope or mold specialists on the design team. *Geotechnical engineers are not building-envelope or mold specialists.*



GEOPROFESSIONAL
BUSINESS
ASSOCIATION

Telephone: 301/565-2733

e-mail: info@geoprofessional.org www.geoprofessional.org