

# ANN ARBOR MOVING TOGETHER

---

## TOWARDS VISION ZERO



Illustrations by: Pablo Stanley

# Vision Zero Implementation Committee

---



Ann Arbor Moving Together Implementation

December 12, 2022

**ANN ARBOR  
MOVING  
TOGETHER**  

---

**TOWARDS VISION ZERO**

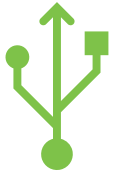
# Things to Know

- The video, speaking, and screen sharing functions are available to presenters, but disabled for participants to avoid unauthorized persons or offensive content.
- You can leave and rejoin the meeting at any time (unless the meeting is at capacity or you are removed for inappropriate behavior).
- You can communicate through the Q&A feature.
- Multiple opportunities for questions will be provided throughout the presentation.
- Presentation and additional materials are available <https://www.a2gov.org/departments/engineering/Pages/Ann-Arbor-Moving-Together-Towards-Vision-Zero.aspx>



## Vision Zero Implementation and Action Plan

Vision Zero Implementation Subcommittee Meeting #5  
December 12, 2022



# Technology Overview

## Ask a Question or Share a Comment

We will be using the Q&A feature for those using a computer and the Raise Hand feature for those who are on the phone.

### Computer

- Please use the Q&A feature located at the bottom of the screen to ask a question/comment.
- Type your question/comment.
- Click **Send**.




Q&A

**You asked:** 18:03  
What happens when I raise my hand?

**Molly Parker answered:** 18:04  
I can take you off of mute.

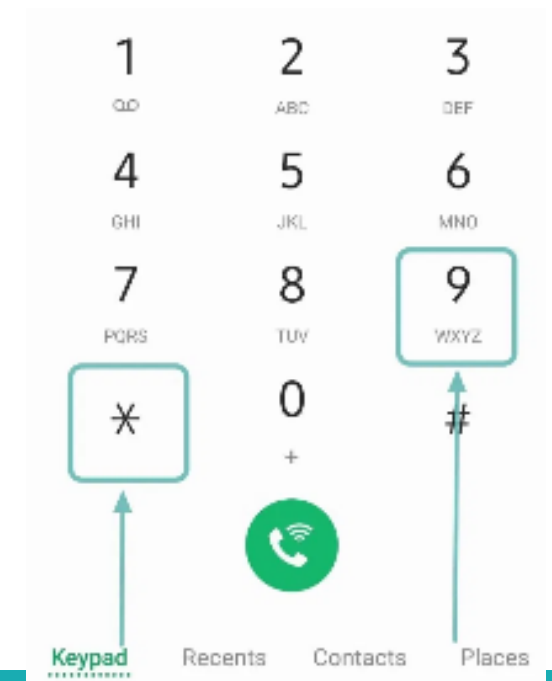
Please input your question

Send Anonymously **Send**



### Phone

- Select \*9 to raise your hand
- You will be identified by the last 3 digits of your phone number





# Meeting Norms

- Commit to learning and avoid speculation – we encourage you to ask questions through the Q&A feature so we can explore the issue together.
- When speaking over the phone, please move to a quiet area and silence any background sounds. We want to be sure that we hear what you are saying.
- Please remember the importance of rights and the dignity of others. With that, we ask that you:
  - Critique ideas, not people.
  - Are thoughtful about your language so this can be a comfortable and respectful forum for all participants - inappropriate written and/or verbal comment or language, including personal attacks and accusations, will result in the attendee being removed from the meeting.

**Is there anything else anyone would like to add?**



## Follow-up Expectations

- Meeting summaries will be posted 7-10 days following the meeting
- Your feedback will be considered in addition to technical and cost considerations for the recommendations of this design effort
- The meeting is being recorded and content will also be posted to the City's webpage

# Agenda

1. Welcome & Introductions (5 min.)
2. Speed Management Update (15 min.)
3. Safe Systems Update (10 min.)
4. Annual Report Status Update (20 min.)
5. Upcoming Events (10 min.)
6. Requests for February topics (5 min.)
7. Public Comment Period (10 min.)



# Speed Management Program

---



**ANN ARBOR  
MOVING  
TOGETHER**  

---

**TOWARDS VISION ZERO**



# Speed Management Draft Process



A “Needs Score” is assigned to all major streets based on crashes and severity



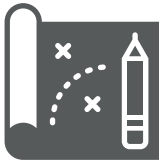
Residents can show support for speed management on corridors



Corridors will be selected for speed management interventions on an annual basis



Each corridor will be evaluated for the specific issues and opportunities



Speed management tools will be designed and implemented



Results will be evaluated



Public engagement commensurate with project scale



# Speed Management Engagement

- 42 Comment forms received
- Equitable Engagement Committee presentation – 12/6



# Speed Management FAQs

How is the Speed Management Program different from the City of Ann Arbor's Traffic Calming Program?

Will speed management actually make people go slower?

How are speed limits set? Why not reduce them instead of using speed management tools?

Will speed management tools contribute to more unsafe driving? What about traffic enforcement?

Where are speed management projects planned? What is the process for how speed management tools will get implemented?



# Speed Management FAQs

How can I provide input on where speed management tools should or should not go?

How will speed management tools impact bus service and emergency responders?

How will speed management tools impact drivers commuting to work?

How will speed management tools affect parking and winter maintenance?

How will success be measured?

What safety data was used to develop the Speed Management Program? How are wildlife collisions accounted for?

How is Vision Zero different from A2ZERO?



# Safe Systems Update

---



**ANN ARBOR  
MOVING  
TOGETHER**  

---

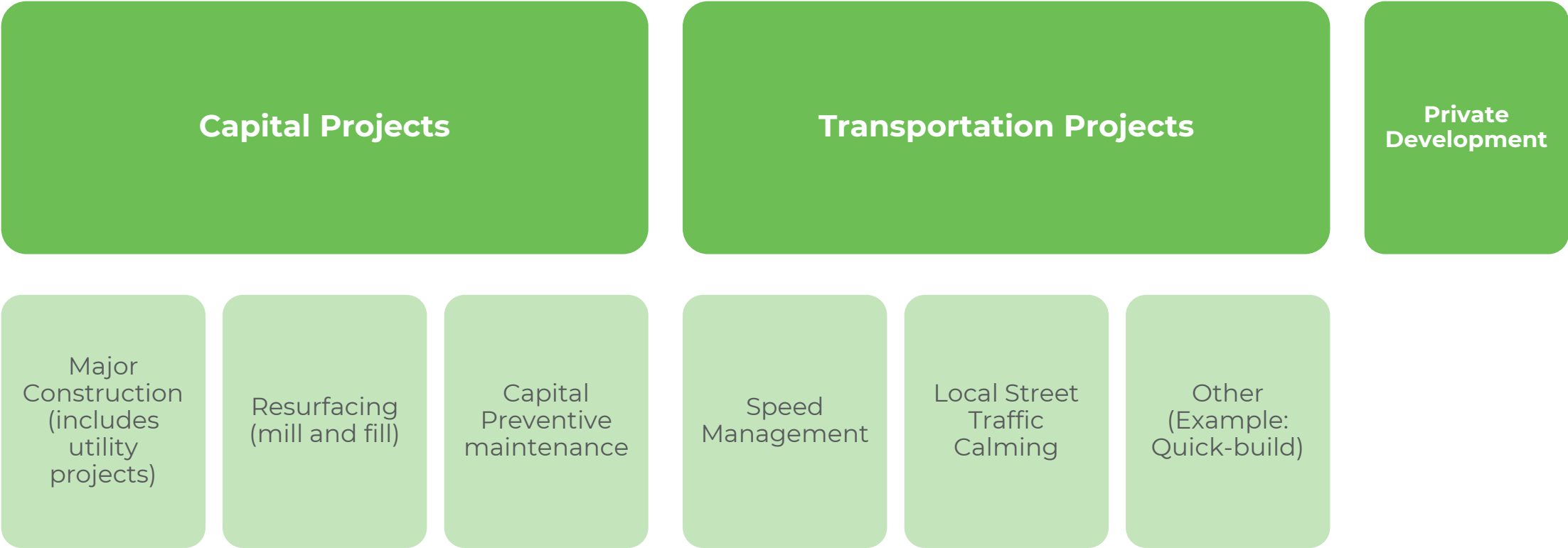
**TOWARDS VISION ZERO**

# Safe Systems Review

1. CIP framework & process
2. Project scoping
3. Design guidance
4. Public engagement process

# CIP Framework

Priority projects are being recommended for the appropriate program based on scale and opportunity



# Project Scoping

Proposed checklist for resurfacing and preventive maintenance projects

## Example:

### Tool (Ex: Pedestrian Refuge Island)

Preexisting feature/Not Applicable

Included in Project

Note: \_\_\_\_\_

Not included in Project

If not included, explanation:  
\_\_\_\_\_

**Level of effort threshold to be defined  
for separate checklists**

[Reference document](#)

Require for every project:

1. Crash summary for each corridor
2. Crash map for each corridor with detail on type of crash and severity

Potentially needed for intersection improvements that impact capacity:

1. Turning movement counts

Note: Each corridor can have different scope for improvements. Have an initial scoping meeting for the corridors with Transportation Engineering staff.



# Annual Report Outline

---



**ANN ARBOR  
MOVING  
TOGETHER**  

---

**TOWARDS VISION ZERO**

# Annual Report Outline

1. Background
2. 5-Year Crash Trends
3. 2022 Achievements
  - Systemic changes
    - Speed management program
    - Quick-build program
    - Safe systems changes
  - Safety enhancements
  - Complementary policies
    - No RTOR
4. Community Engagement
  - Transit millage
  - TC1 zoning
5. What to expect in 2023

Red text denotes an update

## **2022 Achievements**

2022 was about setting up new or revised systems up for making routine, annual improvements.

Speed management program

Quick-build program

Safe systems changes

## For Discussion:

What metrics should be included on the site (if any)? *See following slides for proposed metrics*

- Are any short-term metrics not included that we should track?
- Should any be removed?

How should they be tracked? Options:

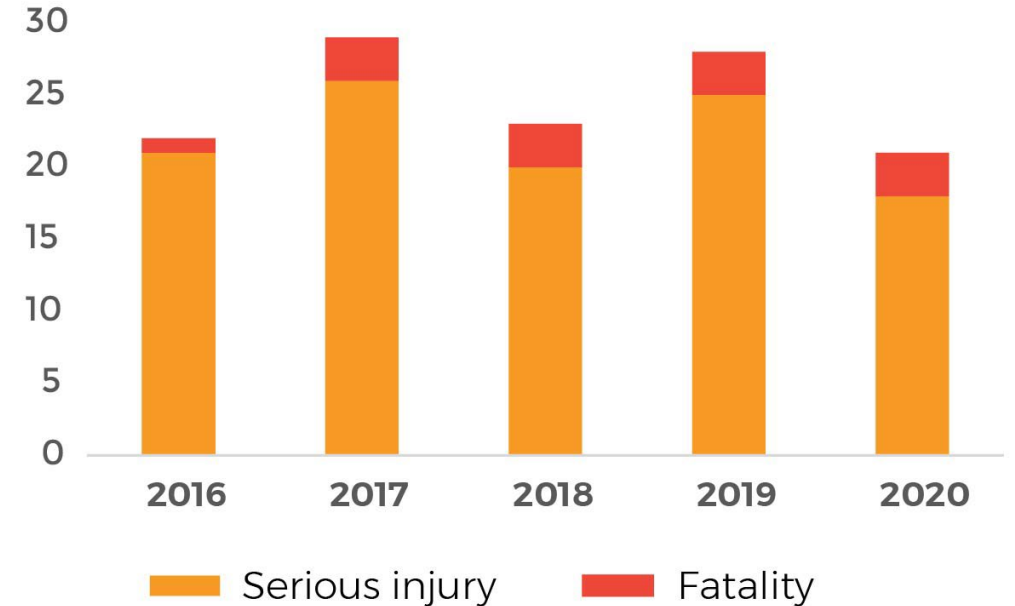
- Ahead of schedule/On-track/Behind schedule?
- # of accomplishments?
- Key achievements?

# Metrics to track

## Overall Metrics

1. Fatal and serious injury crash totals
2. Fatal and serious injury crashes by mode

**Serious Injuries & Fatalities 2016 - 2020**



## Metrics to track

### Focus Locations and Behaviors

1. Make improvements on 3 safety focus corridors and/or intersections each year
2. Install left-turn traffic calming at 5 intersections per year
3. Install at least 3 quick-build safety projects per year, prioritizing focus corridors and intersections

## Metrics to track

### Pedestrian Enhancements

1. Complete all remaining near-term sidewalk gaps within 3 years
2. Complete all sidewalk gaps on major streets within 7 years
3. Enhance 25 uncontrolled crosswalks per year
4. Install 10 new crosswalks per year

## Metrics to track

### Bike Network Enhancements

1. Complete the all ages and abilities bike network by 2035
2. Implement a complete wayfinding system by 2025
3. Upgrade at least 4 intersections per year



# Upcoming Events

---



**ANN ARBOR  
MOVING  
TOGETHER**  

---

**TOWARDS VISION ZERO**

# Upcoming Events

1. Conquer the Cold Challenge – Jan. 10 – Feb. 10
2. Walk with a Planner Week - Jan. 30 – Feb 3

## Public Comment Period

- Please limit your comments to 3 minutes or less