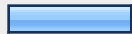



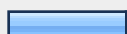












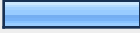



# Student Housing Survey-R4C/R2A Zoning District Study

1. Are you a renter? (NOT including University of Michigan housing options)			
		Response Percent	Response Count
yes		94.6%	211
no		5.4%	12
<i>answered question</i>			<b>223</b>
<i>skipped question</i>			<b>0</b>





2. What type of degree are you pursuing?			
		Response Percent	Response Count
Undergraduate		55.0%	120
Graduate		45.0%	98
Other (please specify)			2
<i>answered question</i>			<b>218</b>
<i>skipped question</i>			<b>5</b>


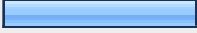
3. In what type of housing do you currently live?			
		Response Percent	Response Count
1 bedroom apartment		18.8%	40
<b>2-4 bedroom apartment</b>		<b>50.7%</b>	<b>108</b>
5+ bedroom apartment		4.7%	10
Single-family detached house (alone or with partner)		1.9%	4
Single-family detached house (with other students)		17.8%	38
Co-op		3.3%	7
Greek housing		2.8%	6
		Other (please specify)	13
		<b><i>answered question</i></b>	<b>213</b>
		<b><i>skipped question</i></b>	<b>10</b>




4. In what type of housing would you PREFER to live during your student experience?			
		Response Percent	Response Count
1 bedroom apartment		24.4%	52
<b>2-4 bedroom apartment</b>		<b>37.1%</b>	<b>79</b>
5+ bedroom apartment		3.3%	7
Single-family detached house (alone or with partner)		9.4%	20
Single-family detached house (with other students)		21.6%	46
Co-op		2.8%	6
Greek housing		1.4%	3
		Other (please specify)	7
		<b>answered question</b>	<b>213</b>
		<b>skipped question</b>	<b>10</b>

5. If you live in an apartment, how many units (other apartments) are in your building?			
		Response Percent	Response Count
1-2		8.2%	13
3-5		20.8%	33
6-10		21.4%	34
11-20		20.8%	33
<b>21+</b>		<b>28.9%</b>	<b>46</b>
		<b>answered question</b>	<b>159</b>
		<b>skipped question</b>	<b>64</b>

6. What was your motivation for choosing your current housing?						
	Very Important	Important	Slightly Important	Not Important	Rating Average	Response Count
Location- close to Central Campus & downtown	<b>54.2% (117)</b>	27.3% (59)	10.2% (22)	8.3% (18)	1.73	216
Location- close to North Campus	7.7% (16)	10.5% (22)	8.6% (18)	<b>73.2% (153)</b>	3.47	209
Location- quiet neighborhood	15.4% (33)	<b>34.1% (73)</b>	27.6% (59)	22.9% (49)	2.58	214
Affordability	<b>69.7% (154)</b>	19.5% (43)	9.5% (21)	1.4% (3)	1.43	221
Easy access to bus stop	<b>27.8% (60)</b>	24.1% (52)	22.2% (48)	25.9% (56)	2.46	216
Close to amenities (shops, grocery, services, etc.)	15.6% (34)	<b>38.1% (83)</b>	34.9% (76)	11.5% (25)	2.42	218
Number of bedrooms/ability to live with others	<b>40.7% (88)</b>	33.3% (72)	13.4% (29)	12.5% (27)	1.98	216
Neighbors- student neighborhood	18.4% (40)	22.6% (49)	25.8% (56)	<b>33.2% (72)</b>	2.74	217
Neighbors- mix of students/non-students	7.0% (15)	16.4% (35)	21.6% (46)	<b>54.9% (117)</b>	3.24	213
Other (please specify)						26
<b>answered question</b>						<b>222</b>
<b>skipped question</b>						<b>1</b>

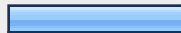


7. Do you feel any of the following issues are problems in your neighborhood?			
		Response Percent	Response Count
Trash/litter		59.8%	67
Noise		62.5%	70
Illegal parking		26.8%	30
Over occupancy of living units		8.9%	10
Other (please specify)			15
		<i>answered question</i>	112
		<i>skipped question</i>	111

8. Do you have a car with you while at school?			
		Response Percent	Response Count
Yes		70.4%	157
No		29.6%	66
		<i>answered question</i>	223
		<i>skipped question</i>	0

9. If you answered NO to Question 8, why not? (Choose all that apply)			
		Response Percent	Response Count
Lack of parking		32.3%	20
Too expensive to park		58.1%	36
No need for a car		67.7%	42
		<i>answered question</i>	62
		<i>skipped question</i>	161

10. If you answered YES to Question 8, what do you use your car for? (Choose all that apply)			
		Response Percent	Response Count
Going to school		33.3%	52
<b>Going to the grocery store/errands</b>		<b>98.1%</b>	<b>153</b>
Going home		72.4%	113
Going to work		35.3%	55
Social events/recreation		75.0%	117
Other (please specify)			10
		<i>answered question</i>	<b>156</b>
		<i>skipped question</i>	<b>67</b>

11. If you answered YES to Question 8, what would encourage you NOT to have a car? (Choose all that apply)			
		Response Percent	Response Count
Better public transit options		53.3%	73
<b>More amenities (shopping, restaurants, etc.) within walking distance of where you live</b>		<b>66.4%</b>	<b>91</b>
More expensive parking		30.7%	42
Less convenient parking/no available parking		45.3%	62
		<i>answered question</i>	<b>137</b>
		<i>skipped question</i>	<b>86</b>

12. Would you like to stay in Ann Arbor after graduation?				
			Response Percent	Response Count
Yes			26.5%	59
No			29.1%	65
Unsure			44.4%	99
			<i>answered question</i>	223
			<i>skipped question</i>	0

13. Please provide us with any other thoughts on your housing preferences. Think about the places you've lived in the past - what was good and what was bad? What sort of changes could you imagine in your current neighborhood that would improve your quality of life?				
			Response Count	
			93	
			<i>answered question</i>	93
			<i>skipped question</i>	130