

ECF TABLE	New Land \$ FF	lv%mv	PARCEL NUMBER	CLASS	LAST SALE	SALE PRICE	LAND FF	LAND \$ FF	LAND VALUE	LV 20% SP	MARKET VALUE	LAND VAL	LV % MV	DIF LVSP V LVMV	LV High or	BLDG BASE VAL	BLDG RSDL SALE
2	\$ 78,000	20%	09-09-18-400-075	401	4/28/2023	\$ 390,000	0	\$ -	\$ 70,000	\$ 78,000	\$ 356,273	\$ 70,000	\$ 71,255	\$ 6,745	Low	\$ 229,018	\$ 320,000
2	\$ 69,000		09-09-18-400-015	401	4/5/2023	\$ 345,000	0	\$ -	\$ 70,000	\$ 69,000	\$ 299,005	\$ 70,000	\$ 59,801	\$ 9,199	Low	\$ 183,204	\$ 275,000
2	\$ 94,000		09-09-18-400-010	401	2/7/2023	\$ 470,000	0	\$ -	\$ 70,000	\$ 94,000	\$ 391,638	\$ 70,000	\$ 78,328	\$ 15,672	Low	\$ 257,310	\$ 400,000
2	\$ 66,000		09-09-18-400-041	401	10/31/2022	\$ 330,000	0	\$ -	\$ 70,000	\$ 66,000	\$ 394,548	\$ 70,000	\$ 78,910	\$ (12,910)	High	\$ 259,638	\$ 260,000
2	\$ 91,000		09-09-18-400-118	401	7/7/2022	\$ 455,000	0	\$ -	\$ 70,000	\$ 91,000	\$ 407,418	\$ 70,000	\$ 81,484	\$ 9,516	Low	\$ 269,934	\$ 385,000
2	\$ 91,000		09-09-18-400-078	401	6/17/2022	\$ 455,000	0	\$ -	\$ 70,000	\$ 91,000	\$ 338,168	\$ 70,000	\$ 67,634	\$ 23,366	Low	\$ 214,534	\$ 385,000
2	\$ 86,000		09-09-18-400-099	401	6/10/2022	\$ 430,000	0	\$ -	\$ 70,000	\$ 86,000	\$ 400,735	\$ 70,000	\$ 80,147	\$ 5,853	Low	\$ 264,588	\$ 360,000
2	\$ 77,600		09-09-18-400-042	401	4/29/2022	\$ 388,000	0	\$ -	\$ 70,000	\$ 77,600	\$ 315,489	\$ 70,000	\$ 63,098	\$ 14,502	Low	\$ 196,391	\$ 318,000
2	\$ 78,000		09-09-18-400-067	401	4/22/2022	\$ 390,000	0	\$ -	\$ 70,000	\$ 78,000	\$ 386,754	\$ 70,000	\$ 77,351	\$ 649	Low	\$ 253,403	\$ 320,000
2	\$ 76,980		09-09-18-400-036	401	4/15/2022	\$ 384,900	0	\$ -	\$ 70,000	\$ 76,980	\$ 353,211	\$ 70,000	\$ 70,642	\$ 6,338	Low	\$ 226,569	\$ 314,900
2	\$ 85,000		09-09-18-400-062	401	3/24/2022	\$ 425,000	0	\$ -	\$ 70,000	\$ 85,000	\$ 354,705	\$ 70,000	\$ 70,941	\$ 14,059	Low	\$ 227,764	\$ 355,000
2	\$ 83,000		09-09-18-400-034	401	7/30/2021	\$ 415,000	0	\$ -	\$ 70,000	\$ 83,000	\$ 396,850	\$ 70,000	\$ 79,370	\$ 3,630	Low	\$ 261,480	\$ 345,000
2	\$ 105,000		09-09-18-400-037	401	5/28/2021	\$ 525,000	0	\$ -	\$ 70,000	\$ 105,000	\$ 392,606	\$ 70,000	\$ 78,521	\$ 26,479	Low	\$ 258,085	\$ 455,000
2	\$ 83,000		09-09-18-400-044	401	5/11/2021	\$ 415,000	0	\$ -	\$ 70,000	\$ 83,000	\$ 355,494	\$ 70,000	\$ 71,099	\$ 11,901	Low	\$ 228,395	\$ 345,000
2	\$ 76,000		09-09-18-400-095	401	4/28/2021	\$ 380,000	0	\$ -	\$ 70,000	\$ 76,000	\$ 344,755	\$ 70,000	\$ 68,951	\$ 7,049	Low	\$ 219,804	\$ 310,000
2	\$ 59,810		09-09-18-400-097	401	4/26/2021	\$ 299,051	0	\$ -	\$ 70,000	\$ 59,810	\$ 354,733	\$ 70,000	\$ 70,947	\$ (11,136)	High	\$ 227,786	\$ 229,051
2	\$ 67,600		09-09-18-400-083	401	4/23/2021	\$ 338,000	0	\$ -	\$ 70,000	\$ 67,600	\$ 388,839	\$ 70,000	\$ 77,768	\$ (10,168)	High	\$ 255,071	\$ 268,000
2	\$ 75,000		09-09-18-400-117	401	4/2/2021	\$ 375,000	0	\$ -	\$ 70,000	\$ 75,000	\$ 407,418	\$ 70,000	\$ 81,484	\$ (6,484)	High	\$ 269,934	\$ 305,000
2	\$ 76,000		09-09-18-400-022	401	2/16/2021	\$ 380,000	0	\$ -	\$ 70,000	\$ 76,000	\$ 384,418	\$ 70,000	\$ 76,884	\$ (884)	High	\$ 251,534	\$ 310,000
2	\$ 67,000		09-09-18-400-102	401	12/28/2020	\$ 335,000	0	\$ -	\$ 70,000	\$ 67,000	\$ 331,580	\$ 70,000	\$ 66,316	\$ 684	Low	\$ 209,264	\$ 265,000
2	\$ 76,800		09-09-18-400-113	401	8/4/2020	\$ 384,000	0	\$ -	\$ 70,000	\$ 76,800	\$ 405,815	\$ 70,000	\$ 81,163	\$ (4,363)	High	\$ 268,652	\$ 314,000
2	\$ 63,800		09-09-18-400-053	401	4/1/2020	\$ 319,000	0	\$ -	\$ 70,000	\$ 63,800	\$ 363,265	\$ 70,000	\$ 72,653	\$ (8,853)	High	\$ 234,612	\$ 249,000
2	\$ 63,400		09-09-18-400-051	401	3/25/2020	\$ 317,000	0	\$ -	\$ 70,000	\$ 63,400	\$ 370,084	\$ 70,000	\$ 74,017	\$ (10,617)	High	\$ 240,067	\$ 247,000
2	\$ 72,000		09-09-18-400-082	401	1/8/2020	\$ 360,000	0	\$ -	\$ 70,000	\$ 72,000	\$ 387,536	\$ 70,000	\$ 77,507	\$ (5,507)	High	\$ 254,029	\$ 290,000
2											\$ 408,979	\$ 70,000			\$ 271,183		
2	\$ 77,541	average									\$ 359,648	\$ 70,000			\$ 231,718		
2	\$ 76,890	median									\$ 350,025	\$ 70,000			\$ 224,020		
2											\$ 356,991	\$ 70,000			\$ 229,593		
2	\$ 75,000	2024 LV									\$ 330,880	\$ 70,000			\$ 208,704		

ECF TABLE	New Land \$ FF	PARCEL NUMBER	CLASS	LAST SALE	SALE PRICE	LAND FF	LAND \$ FF	LAND VALUE	LV 20% SP	MARKET VALUE	LAND VALUE	LV % MV	DIF LVSP V LVMV	LV High or Low?	BLDG BASE VAL	BLDG RSDL SALE
3	\$ 934	09-09-19-212-038	401	5/18/2023	\$ 425,000	91	\$ 825	\$ 62,695	\$ 85,000	\$ 377,558	\$ 62,695	\$ 75,512	\$ 9,488	Low	\$ 170,196	\$ 362,305
3	\$ 1,345	09-09-19-202-102	401	4/27/2023	\$ 430,500	64	\$ 825	\$ 58,290	\$ 86,100	\$ 310,114	\$ 58,290	\$ 62,023	\$ 24,077	Low	\$ 136,121	\$ 372,210
3	\$ 1,712	09-09-19-202-129	401	9/16/2022	\$ 847,528	99	\$ 825	\$ 57,903	\$ 169,506	\$ 682,485	\$ 57,903	\$ 136,497	\$ 33,009	Low	\$ 337,612	\$ 789,625
3	\$ 827	09-09-19-202-089	401	7/14/2022	\$ 339,000	82	\$ 825	\$ 71,639	\$ 67,800	\$ 437,471	\$ 71,639	\$ 87,494	\$ (19,694)	High	\$ 197,747	\$ 267,361
3	\$ 1,933	09-09-19-212-030	401	7/8/2022	\$ 580,000	60	\$ 825	\$ 56,662	\$ 116,000	\$ 473,003	\$ 56,662	\$ 94,601	\$ 21,399	Low	\$ 225,049	\$ 523,338
3	\$ 967	09-09-19-214-010	401	5/16/2022	\$ 406,000	84	\$ 825	\$ 58,135	\$ 81,200	\$ 343,070	\$ 58,135	\$ 68,614	\$ 12,586	Low	\$ 154,019	\$ 347,865
3	\$ 1,340	09-09-19-212-039	401	5/13/2022	\$ 630,000	94	\$ 825	\$ 59,575	\$ 126,000	\$ 629,512	\$ 59,575	\$ 125,902	\$ 98	Low	\$ 308,074	\$ 570,425
3	\$ 936	09-09-19-214-077	401	5/3/2022	\$ 440,000	94	\$ 825	\$ 57,050	\$ 88,000	\$ 463,164	\$ 57,050	\$ 92,633	\$ (4,633)	High	\$ 219,521	\$ 382,950
3	\$ 552	09-09-19-214-061	401	3/10/2022	\$ 290,000	105	\$ 825	\$ 62,921	\$ 58,000	\$ 258,756	\$ 62,921	\$ 51,751	\$ 6,249	Low	\$ 105,857	\$ 227,079
3	\$ 798	09-09-19-214-064	401	1/20/2022	\$ 335,000	84	\$ 825	\$ 62,582	\$ 67,000	\$ 299,458	\$ 62,582	\$ 59,892	\$ 7,108	Low	\$ 128,041	\$ 272,418
3	\$ 793	09-09-19-202-105	401	12/7/2021	\$ 372,500	94	\$ 825	\$ 66,637	\$ 74,500	\$ 304,604	\$ 66,637	\$ 60,921	\$ 13,579	Low	\$ 128,631	\$ 305,863
3	\$ 1,120	09-09-19-214-081	401	11/16/2021	\$ 459,000	82	\$ 825	\$ 56,909	\$ 91,800	\$ 550,313	\$ 56,909	\$ 110,063	\$ (18,263)	High	\$ 266,705	\$ 402,091
3	\$ 1,493	09-08-24-107-016	401	10/27/2021	\$ 499,999	67	\$ 825	\$ 60,985	\$ 100,000	\$ 544,133	\$ 60,985	\$ 108,827	\$ (8,827)	High	\$ 261,161	\$ 439,014
3	\$ 1,306	09-09-19-214-008	401	10/18/2021	\$ 489,900	75	\$ 825	\$ 58,628	\$ 97,980	\$ 375,622	\$ 58,628	\$ 75,124	\$ 22,856	Low	\$ 171,348	\$ 431,272
3	\$ 1,134	09-09-19-214-082	401	10/13/2021	\$ 465,000	82	\$ 825	\$ 56,786	\$ 93,000	\$ 534,684	\$ 56,786	\$ 106,937	\$ (13,937)	High	\$ 258,323	\$ 408,214
3	\$ 1,393	09-09-19-202-124	401	9/10/2021	\$ 668,800	96	\$ 825	\$ 61,803	\$ 133,760	\$ 694,673	\$ 61,803	\$ 138,935	\$ (5,175)	High	\$ 342,092	\$ 606,997
3	\$ 394	09-08-24-107-007	401	8/2/2021	\$ 325,000	165	\$ 825	\$ 76,734	\$ 65,000	\$ 243,375	\$ 76,734	\$ 48,675	\$ 16,325	Low	\$ 90,076	\$ 248,266
3	\$ 963	09-09-19-214-006	401	6/29/2021	\$ 385,000	80	\$ 825	\$ 59,590	\$ 77,000	\$ 309,795	\$ 59,590	\$ 61,959	\$ 15,041	Low	\$ 135,246	\$ 325,410
3	\$ 718	09-09-19-214-058	401	6/1/2021	\$ 305,000	85	\$ 825	\$ 69,228	\$ 61,000	\$ 330,783	\$ 69,228	\$ 66,157	\$ (5,157)	High	\$ 141,381	\$ 235,772
3	\$ 573	09-09-19-212-014	401	4/30/2021	\$ 315,000	110	\$ 825	\$ 71,953	\$ 63,000	\$ 359,130	\$ 71,953	\$ 71,826	\$ (8,826)	High	\$ 155,231	\$ 243,047
3	\$ 1,107	09-09-19-214-009	401	4/21/2021	\$ 465,000	84	\$ 825	\$ 58,589	\$ 93,000	\$ 567,609	\$ 58,589	\$ 113,522	\$ (20,522)	High	\$ 275,146	\$ 406,411
3	\$ 1,207	09-09-19-214-021	401	3/12/2021	\$ 495,000	82	\$ 825	\$ 68,733	\$ 99,000	\$ 302,414	\$ 68,733	\$ 60,483	\$ 38,517	Low	\$ 126,314	\$ 426,267
3	\$ 973	09-09-19-214-083	401	11/30/2020	\$ 399,000	82	\$ 825	\$ 57,031	\$ 79,800	\$ 575,390	\$ 57,031	\$ 115,078	\$ (35,278)	High	\$ 280,194	\$ 341,969
3	\$ 593	09-09-19-202-116	401	10/30/2020	\$ 252,000	85	\$ 825	\$ 72,205	\$ 50,400	\$ 363,162	\$ 72,205	\$ 72,632	\$ (22,232)	High	\$ 157,274	\$ 179,795
3	\$ 556	09-09-19-213-017	401	9/15/2020	\$ 200,000	72	\$ 825	\$ 66,968	\$ 40,000	\$ 308,844	\$ 66,968	\$ 61,769	\$ (21,769)	High	\$ 130,744	\$ 133,032
3	\$ 1,543	09-09-19-202-083	401	8/20/2020	\$ 355,000	46	\$ 825	\$ 62,669	\$ 71,000	\$ 352,671	\$ 62,669	\$ 70,534	\$ 466	Low	\$ 156,758	\$ 292,331
3	\$ 831	09-09-19-212-017	401	7/1/2020	\$ 320,000	77	\$ 825	\$ 58,635	\$ 64,000	\$ 348,563	\$ 58,635	\$ 69,713	\$ (5,713)	High	\$ 156,718	\$ 261,365
3	\$ 641	09-09-19-214-084	401	2/4/2020	\$ 262,900	82	\$ 825	\$ 61,583	\$ 52,580	\$ 248,836	\$ 61,583	\$ 49,767	\$ 2,813	Low	\$ 101,218	\$ 201,317
3										\$ 375,830	\$ 60,612				\$ 170,388	
3	\$1,024 average									\$ 658,145	\$ 63,146				\$ 321,621	
3	\$965 median									\$ 291,315	\$ 60,420				\$ 124,808	
3	382.3007674									\$ 369,681	\$ 58,337				\$ 168,294	
3	\$919									\$ 523,962	\$ 56,689				\$ 252,580	
3										\$ 56,537	\$ 56,537				\$ -	
3	920 2024 LV									\$ 357,974	\$ 60,174				\$ 160,973	

ECF TABLE	New Land \$ FF	PARCEL NUMBER	CLASS	LAST SALE	SALE PRICE	LAND FF	LAND \$ FF	LAND VALUE	LV 20% SP	MARKET VALUE	LAND VALUE	LV % MV	DIF LVSP V LVMV	LV High or Low?	BLDG BASE VAL	BLDG RSDL SALE
4	\$1,312	09-08-24-412-007	401	6/1/2023	\$ 400,300	61	\$ 850	\$ 53,836	\$ 80,060	\$ 262,999	\$ 53,836	\$ 52,600	\$ 27,460	Low	\$ 97,285	\$ 346,464
4	\$1,164	09-08-24-100-032	401	5/26/2023	\$ 390,000	67	\$ 850	\$ 55,586	\$ 78,000	\$ 365,466	\$ 55,586	\$ 73,093	\$ 4,907	Low	\$ 144,130	\$ 334,414
4	\$1,257	09-08-24-100-018	401	3/22/2023	\$ 396,000	63	\$ 850	\$ 54,459	\$ 79,200	\$ 336,851	\$ 54,459	\$ 67,370	\$ 11,830	Low	\$ 131,345	\$ 341,541
4	\$1,147	09-08-24-100-049	401	12/1/2022	\$ 430,000	75	\$ 850	\$ 54,695	\$ 86,000	\$ 409,389	\$ 54,695	\$ 81,878	\$ 4,122	Low	\$ 164,974	\$ 375,305
4	\$1,333	09-08-24-100-014	401	9/28/2022	\$ 399,900	60	\$ 850	\$ 54,197	\$ 79,980	\$ 426,190	\$ 54,197	\$ 85,238	\$ (5,258)	High	\$ 173,020	\$ 345,703
4	\$1,233	09-08-24-415-002	401	8/25/2022	\$ 370,000	60	\$ 850	\$ 53,566	\$ 74,000	\$ 293,575	\$ 53,566	\$ 58,715	\$ 15,285	Low	\$ 111,632	\$ 316,434
4	\$1,559	09-08-24-105-032	401	8/19/2022	\$ 530,000	68	\$ 850	\$ 54,829	\$ 106,000	\$ 421,230	\$ 54,829	\$ 84,246	\$ 21,754	Low	\$ 170,419	\$ 475,171
4	\$1,410	09-08-24-100-059	401	7/8/2022	\$ 479,500	68	\$ 850	\$ 56,447	\$ 95,900	\$ 410,692	\$ 56,447	\$ 82,138	\$ 13,762	Low	\$ 164,765	\$ 423,053
4	\$1,431	09-08-24-105-008	401	6/21/2022	\$ 465,000	65	\$ 850	\$ 54,617	\$ 93,000	\$ 434,055	\$ 54,617	\$ 86,811	\$ 6,189	Low	\$ 176,483	\$ 410,383
4	\$1,286	09-08-24-412-024	401	6/1/2022	\$ 405,000	63	\$ 850	\$ 53,998	\$ 81,000	\$ 322,961	\$ 53,998	\$ 64,592	\$ 16,408	Low	\$ 125,099	\$ 351,002
4	\$2,000	09-08-24-411-002	401	5/17/2022	\$ 600,000	60	\$ 850	\$ 53,286	\$ 120,000	\$ 432,385	\$ 53,286	\$ 86,477	\$ 33,523	Low	\$ 176,325	\$ 546,714
4	\$1,437	09-08-24-100-011	401	4/22/2022	\$ 431,000	60	\$ 850	\$ 54,197	\$ 86,200	\$ 372,027	\$ 54,197	\$ 74,405	\$ 11,795	Low	\$ 147,828	\$ 376,803
4	\$1,402	09-08-24-410-025	401	3/4/2022	\$ 420,450	60	\$ 850	\$ 52,903	\$ 84,090	\$ 384,579	\$ 52,903	\$ 76,916	\$ 7,174	Low	\$ 154,268	\$ 367,547
4	\$1,252	09-08-24-411-003	401	2/25/2022	\$ 375,500	60	\$ 850	\$ 53,286	\$ 75,100	\$ 310,577	\$ 53,286	\$ 62,115	\$ 12,985	Low	\$ 119,670	\$ 322,214
4	\$889	09-08-24-411-025	401	12/8/2021	\$ 320,000	72	\$ 850	\$ 54,767	\$ 64,000	\$ 325,727	\$ 54,767	\$ 65,145	\$ (1,145)	High	\$ 126,028	\$ 265,233
4	\$928	09-08-24-100-008	401	11/4/2021	\$ 320,000	69	\$ 850	\$ 54,893	\$ 64,000	\$ 326,137	\$ 54,893	\$ 65,227	\$ (1,227)	High	\$ 126,160	\$ 265,107
4	\$1,030	09-08-24-410-027	401	10/7/2021	\$ 340,000	66	\$ 850	\$ 53,921	\$ 68,000	\$ 333,610	\$ 53,921	\$ 66,722	\$ 1,278	Low	\$ 130,088	\$ 286,079
4	\$727	09-08-24-415-001	401	9/16/2021	\$ 280,000	77	\$ 850	\$ 56,306	\$ 56,000	\$ 267,845	\$ 56,306	\$ 53,569	\$ 2,431	Low	\$ 98,390	\$ 223,694
4	\$1,072	09-08-24-105-023	401	8/9/2021	\$ 370,000	69	\$ 850	\$ 55,459	\$ 74,000	\$ 421,492	\$ 55,459	\$ 84,298	\$ (10,298)	High	\$ 170,248	\$ 314,541
4	\$961	09-08-24-413-022	401	7/26/2021	\$ 374,900	78	\$ 850	\$ 56,836	\$ 74,980	\$ 349,098	\$ 56,836	\$ 69,820	\$ 5,160	Low	\$ 135,936	\$ 318,064
4	\$898	09-08-24-411-023	401	5/26/2021	\$ 377,000	84	\$ 850	\$ 57,393	\$ 75,400	\$ 360,754	\$ 57,393	\$ 72,151	\$ 3,249	Low	\$ 141,098	\$ 319,607
4	\$1,133	09-08-24-410-028	401	5/7/2021	\$ 374,000	66	\$ 850	\$ 53,921	\$ 74,800	\$ 319,278	\$ 53,921	\$ 63,856	\$ 10,944	Low	\$ 123,422	\$ 320,079
4	\$1,180	09-08-24-105-039	401	4/5/2021	\$ 383,500	65	\$ 850	\$ 54,801	\$ 76,700	\$ 404,634	\$ 54,801	\$ 80,927	\$ (4,227)	High	\$ 162,713	\$ 328,699
4	\$1,098	09-08-24-412-014	401	4/2/2021	\$ 335,000	61	\$ 850	\$ 54,377	\$ 67,000	\$ 316,924	\$ 54,377	\$ 63,385	\$ 3,615	Low	\$ 122,115	\$ 280,623
4	\$1,194	09-08-24-102-012	401	3/19/2021	\$ 400,000	67	\$ 850	\$ 56,024	\$ 80,000	\$ 414,354	\$ 56,024	\$ 82,871	\$ (2,871)	High	\$ 166,665	\$ 343,976
4	\$1,212	09-08-24-412-019	401	3/5/2021	\$ 400,000	66	\$ 850	\$ 58,934	\$ 80,000	\$ 342,431	\$ 58,934	\$ 68,486	\$ 11,514	Low	\$ 131,859	\$ 341,066
4	\$1,107	09-08-24-414-012	401	2/28/2021	\$ 332,000	60	\$ 850	\$ 54,373	\$ 66,400	\$ 342,757	\$ 54,373	\$ 68,551	\$ (2,151)	High	\$ 134,132	\$ 277,627
4	\$1,154	09-08-24-105-035	401	12/30/2020	\$ 375,000	65	\$ 850	\$ 54,801	\$ 75,000	\$ 416,528	\$ 54,801	\$ 83,306	\$ (8,306)	High	\$ 168,245	\$ 320,199
4	\$1,387	09-08-24-100-015	401	12/21/2020	\$ 416,000	60	\$ 850	\$ 54,197	\$ 83,200	\$ 469,556	\$ 54,197	\$ 93,911	\$ (10,711)	High	\$ 193,190	\$ 361,803
4	\$1,157	09-08-24-105-037	401	12/4/2020	\$ 376,000	65	\$ 850	\$ 54,801	\$ 75,200	\$ 360,789	\$ 54,801	\$ 72,158	\$ 3,042	Low	\$ 142,320	\$ 321,199
4	\$1,121	09-08-24-410-032	401	11/23/2020	\$ 369,900	66	\$ 850	\$ 53,921	\$ 73,980	\$ 416,013	\$ 53,921	\$ 83,203	\$ (9,223)	High	\$ 168,415	\$ 315,979
4	\$1,067	09-08-24-100-010	401	10/9/2020	\$ 320,000	60	\$ 850	\$ 54,197	\$ 64,000	\$ 361,219	\$ 54,197	\$ 72,244	\$ (8,244)	High	\$ 142,801	\$ 265,803
4	\$722	09-08-24-102-009	401	8/7/2020	\$ 285,000	79	\$ 850	\$ 56,498	\$ 57,000	\$ 321,341	\$ 56,498	\$ 64,268	\$ (7,268)	High	\$ 123,183	\$ 228,502
4	\$795	09-08-24-100-033	401	7/24/2020	\$ 318,000	80	\$ 850	\$ 56,933	\$ 63,600	\$ 332,602	\$ 56,933	\$ 66,520	\$ (2,920)	High	\$ 128,218	\$ 261,067
4	\$1,237	09-08-24-100-013	401	7/17/2020	\$ 371,100	60	\$ 850	\$ 54,197	\$ 74,220	\$ 386,626	\$ 54,197	\$ 77,325	\$ (3,105)	High	\$ 154,618	\$ 316,903
4	\$913	09-08-24-200-021	401	6/26/2020	\$ 292,000	64	\$ 850	\$ 57,124	\$ 58,400	\$ 339,084	\$ 57,124	\$ 67,817	\$ (9,417)	High	\$ 131,144	\$ 234,876
4	\$891	09-08-24-106-014	401	6/17/2020	\$ 298,500	67	\$ 850	\$ 56,614	\$ 59,700	\$ 348,894	\$ 56,614	\$ 69,779	\$ (10,079)	High	\$ 135,944	\$ 241,886
4	\$851	09-08-24-105-012	401	6/8/2020	\$ 315,000	74	\$ 850	\$ 55,470	\$ 63,000	\$ 378,875	\$ 55,470	\$ 75,775	\$ (12,775)	High	\$ 150,421	\$ 259,530
4	\$1,161	09-08-24-412-013	401	6/8/2020	\$ 354,000	61	\$ 850	\$ 53,836	\$ 70,800	\$ 311,000	\$ 53,836	\$ 62,200	\$ 8,600	Low	\$ 119,611	\$ 300,164
4	\$1,102	09-08-24-412-004	401	5/15/2020	\$ 336,000	61	\$ 850	\$ 53,836	\$ 67,200	\$ 304,724	\$ 53,836	\$ 60,945	\$ 6,255	Low	\$ 116,692	\$ 282,164
4	\$951	09-08-24-104-040	401	4/30/2020	\$ 309,000	65	\$ 850	\$ 54,617	\$ 61,800	\$ 339,565	\$ 54,617	\$ 67,913	\$ (6,113)	High	\$ 132,534	\$ 254,383
4	\$1,184	09-08-24-411-007	401	3/4/2020	\$ 373,000	63	\$ 850	\$ 52,718	\$ 74,600	\$ 408,040	\$ 52,718	\$ 81,608	\$ (7,008)	High	\$ 165,266	\$ 320,282
4	\$825	09-08-24-414-003	401	2/28/2020	\$ 292,850	71	\$ 850	\$ 54,099	\$ 58,570	\$ 320,424	\$ 54,099	\$ 64,085	\$ (5,515)	High	\$ 123,872	\$ 238,751
4	\$906	09-08-24-101-002	401	1/31/2020	\$ 326,000	72	\$ 850	\$ 57,685	\$ 65,200	\$ 364,770	\$ 57,685	\$ 72,954	\$ (7,754)	High	\$ 142,830	\$ 268,315

4  
4 \$1,138 average  
4 \$1,150 median  
4 241.7281231 stndrd dev  
4 \$1,125 average  
4  
4

4 1100 2024 LV

ECF TABLE	New Land \$ FF	PARCEL NUMBER	CLASS	LAST SALE	SALE PRICE	LAND FF	LAND \$ FF	LAND VALUE	LV 20% SP	MARKET VALUE	LAND VALUE	LV % MV	DIF LVSP V LVMV	LV High or Low?	BLDG BASE VAL	BLDG RSDL SALE
5	\$1,174	09-08-24-404-027	401	5/18/2023	\$ 775,000	132	\$ 950	\$ 70,342	\$ 155,000	\$ 586,012	\$ 70,342	\$ 117,202	\$ 37,798	Low	\$ 264,446	\$ 704,658
5	\$1,347	09-08-24-402-014	401	4/3/2023	\$ 403,983	60	\$ 950	\$ 59,928	\$ 80,797	\$ 326,647	\$ 59,928	\$ 65,329	\$ 15,467	Low	\$ 136,779	\$ 344,055
5	\$1,038	09-08-24-409-005	401	12/13/2022	\$ 327,000	63	\$ 950	\$ 59,850	\$ 65,400	\$ 290,545	\$ 59,850	\$ 58,109	\$ 7,291	Low	\$ 118,305	\$ 267,150
5	\$1,430	09-08-24-310-008	401	11/18/2022	\$ 429,000	60	\$ 950	\$ 60,080	\$ 85,800	\$ 470,933	\$ 60,080	\$ 94,187	\$ (8,387)	High	\$ 210,694	\$ 368,920
5	\$1,782	09-08-24-407-070	401	11/18/2022	\$ 685,000	76.89	\$ 950	\$ 61,451	\$ 137,000	\$ 697,241	\$ 61,451	\$ 139,448	\$ (2,448)	High	\$ 326,046	\$ 623,549
5	\$905	09-08-24-301-028	401	11/17/2022	\$ 362,000	80	\$ 950	\$ 62,394	\$ 72,400	\$ 323,093	\$ 62,394	\$ 64,619	\$ 7,781	Low	\$ 133,692	\$ 299,606
5	\$2,700	09-08-24-307-012	401	9/14/2022	\$ 810,000	60	\$ 950	\$ 60,080	\$ 162,000	\$ 924,897	\$ 60,080	\$ 184,979	\$ (22,979)	High	\$ 443,496	\$ 749,920
5	\$1,583	09-08-24-404-025	401	9/12/2022	\$ 475,000	60	\$ 950	\$ 60,080	\$ 95,000	\$ 502,032	\$ 60,080	\$ 100,406	\$ (5,406)	High	\$ 226,642	\$ 414,920
5	\$1,156	09-08-24-410-013	401	8/31/2022	\$ 364,000	63	\$ 950	\$ 59,885	\$ 72,800	\$ 330,600	\$ 59,885	\$ 66,120	\$ 6,680	Low	\$ 138,828	\$ 304,115
5	\$1,150	09-08-24-421-021	401	8/30/2022	\$ 345,000	60	\$ 950	\$ 57,626	\$ 69,000	\$ 341,612	\$ 57,626	\$ 68,322	\$ 678	Low	\$ 145,634	\$ 287,374
5	\$795	09-08-24-304-010	401	8/12/2022	\$ 318,000	80	\$ 950	\$ 63,310	\$ 63,600	\$ 306,658	\$ 63,310	\$ 61,332	\$ 2,268	Low	\$ 124,794	\$ 254,690
5	\$988	09-08-24-303-001	401	7/21/2022	\$ 316,000	64	\$ 950	\$ 60,547	\$ 63,200	\$ 242,624	\$ 60,547	\$ 48,525	\$ 14,675	Low	\$ 93,373	\$ 255,453
5	\$1,746	09-08-24-407-072	401	7/21/2022	\$ 995,000	114	\$ 950	\$ 68,505	\$ 199,000	\$ 638,695	\$ 68,505	\$ 127,739	\$ 71,261	Low	\$ 292,405	\$ 926,495
5	\$2,667	09-08-24-307-017	401	7/15/2022	\$ 800,000	60	\$ 950	\$ 60,080	\$ 160,000	\$ 906,858	\$ 60,080	\$ 181,372	\$ (21,372)	High	\$ 434,245	\$ 739,920
5	\$1,083	09-08-24-416-009	401	7/14/2022	\$ 455,000	84	\$ 950	\$ 63,281	\$ 91,000	\$ 397,952	\$ 63,281	\$ 79,590	\$ 11,410	Low	\$ 171,626	\$ 391,719
5	\$833	09-08-24-304-017	401	7/1/2022	\$ 250,000	60	\$ 950	\$ 59,771	\$ 50,000	\$ 319,882	\$ 59,771	\$ 63,976	\$ (13,976)	High	\$ 133,390	\$ 190,229
5	\$444	09-08-24-308-002	401	6/24/2022	\$ 314,900	142	\$ 950	\$ 68,358	\$ 62,980	\$ 281,421	\$ 68,358	\$ 56,284	\$ 6,966	Low	\$ 109,263	\$ 246,542
5	\$1,317	09-08-24-401-005	401	6/24/2022	\$ 395,000	60	\$ 950	\$ 59,928	\$ 79,000	\$ 306,892	\$ 59,928	\$ 61,378	\$ 17,622	Low	\$ 126,648	\$ 335,072
5	\$1,000	09-08-24-402-007	401	6/24/2022	\$ 300,000	60	\$ 950	\$ 59,771	\$ 60,000	\$ 285,696	\$ 59,771	\$ 57,139	\$ 2,861	Low	\$ 115,859	\$ 240,229
5	\$722	09-08-24-407-032	401	6/23/2022	\$ 325,000	90	\$ 950	\$ 64,275	\$ 65,000	\$ 238,562	\$ 64,275	\$ 47,712	\$ 17,288	Low	\$ 89,378	\$ 260,725
5	\$295	09-08-24-200-008	401	6/13/2022	\$ 255,000	173	\$ 950	\$ 72,800	\$ 51,000	\$ 293,053	\$ 72,800	\$ 58,611	\$ (7,611)	High	\$ 112,950	\$ 182,200
5	\$604	09-08-24-407-025	401	5/26/2022	\$ 392,850	130	\$ 950	\$ 69,181	\$ 78,570	\$ 406,519	\$ 69,181	\$ 81,304	\$ (2,734)	High	\$ 172,994	\$ 323,669
5	\$921	09-08-24-406-008	401	5/20/2022	\$ 368,250	80	\$ 950	\$ 66,739	\$ 73,650	\$ 266,004	\$ 66,739	\$ 53,201	\$ 20,449	Low	\$ 102,187	\$ 301,511
5	\$778	09-08-24-401-008	401	5/5/2022	\$ 385,000	99	\$ 950	\$ 66,308	\$ 77,000	\$ 266,431	\$ 66,308	\$ 53,286	\$ 23,714	Low	\$ 102,627	\$ 318,692
5	\$1,323	09-08-24-409-028	401	4/29/2022	\$ 397,000	60	\$ 950	\$ 58,713	\$ 79,400	\$ 281,635	\$ 58,713	\$ 56,327	\$ 23,073	Low	\$ 114,319	\$ 338,287
5	\$1,708	09-08-24-401-002	401	4/14/2022	\$ 512,500	60	\$ 950	\$ 59,928	\$ 102,500	\$ 364,707	\$ 59,928	\$ 72,941	\$ 29,559	Low	\$ 156,297	\$ 452,572
5	\$862	09-08-24-301-032	401	4/13/2022	\$ 539,000	125	\$ 950	\$ 69,579	\$ 107,800	\$ 527,759	\$ 69,579	\$ 105,552	\$ 2,248	Low	\$ 234,964	\$ 469,421
5	\$1,117	09-08-24-404-016	401	4/5/2022	\$ 335,000	60	\$ 950	\$ 59,269	\$ 67,000	\$ 254,193	\$ 59,269	\$ 50,839	\$ 16,161	Low	\$ 99,961	\$ 275,731
5	\$922	09-08-24-401-015	401	3/31/2022	\$ 553,333	120	\$ 950	\$ 68,839	\$ 110,667	\$ 399,323	\$ 68,839	\$ 79,865	\$ 30,802	Low	\$ 169,479	\$ 484,494
5	\$1,167	09-08-24-420-001	401	3/15/2022	\$ 350,000	60	\$ 950	\$ 60,080	\$ 70,000	\$ 341,820	\$ 60,080	\$ 68,364	\$ 1,636	Low	\$ 144,482	\$ 289,920
5	\$750	09-08-24-409-027	401	2/25/2022	\$ 225,000	60	\$ 950	\$ 58,713	\$ 45,000	\$ 299,417	\$ 58,713	\$ 59,883	\$ (14,883)	High	\$ 123,438	\$ 166,287
5	\$830	09-08-24-305-006	401	2/10/2022	\$ 498,000	120	\$ 950	\$ 69,014	\$ 99,600	\$ 505,647	\$ 69,014	\$ 101,129	\$ (1,529)	High	\$ 223,914	\$ 428,986
5	\$958	09-08-24-301-008	401	2/2/2022	\$ 383,000	80	\$ 950	\$ 65,951	\$ 76,600	\$ 329,924	\$ 65,951	\$ 65,985	\$ 10,615	Low	\$ 135,371	\$ 317,049
5	\$1,050	09-08-24-407-022	401	2/1/2022	\$ 315,000	60	\$ 950	\$ 59,269	\$ 63,000	\$ 300,024	\$ 59,269	\$ 60,005	\$ 2,995	Low	\$ 123,464	\$ 255,731
5	\$818	09-08-24-406-017	401	1/21/2022	\$ 327,000	80	\$ 950	\$ 66,739	\$ 65,400	\$ 277,672	\$ 66,739	\$ 55,534	\$ 9,866	Low	\$ 108,171	\$ 260,261
5	\$630	09-08-24-407-066	401	12/30/2021	\$ 230,000	73	\$ 950	\$ 61,712	\$ 46,000	\$ 325,431	\$ 61,712	\$ 65,086	\$ (19,086)	High	\$ 135,241	\$ 168,288
5	\$529	09-08-24-407-067	401	12/30/2021	\$ 230,000	87	\$ 950	\$ 63,916	\$ 46,000	\$ 63,916	\$ 63,916	\$ 12,783	\$ 33,217	Low	\$ -	\$ 166,084
5	\$563	09-08-24-404-011	401	12/14/2021	\$ 225,000	80	\$ 950	\$ 62,779	\$ 45,000	\$ 287,187	\$ 62,779	\$ 57,437	\$ (12,437)	High	\$ 115,081	\$ 162,221
5	\$767	09-08-24-417-007	401	12/1/2021	\$ 345,000	90	\$ 950	\$ 64,819	\$ 69,000	\$ 267,520	\$ 64,819	\$ 53,504	\$ 15,496	Low	\$ 103,949	\$ 280,181
5	\$1,450	09-08-24-400-019	401	11/1/2021	\$ 435,000	60	\$ 950	\$ 58,089	\$ 87,000	\$ 626,208	\$ 58,089	\$ 125,242	\$ (38,242)	High	\$ 291,343	\$ 376,911
5	\$625	09-08-24-420-020	401	10/26/2021	\$ 375,000	120	\$ 950	\$ 68,472	\$ 75,000	\$ 418,526	\$ 68,472	\$ 83,705	\$ (8,705)	High	\$ 179,515	\$ 306,528
5	\$1,100	09-08-24-404-008	401	10/19/2021	\$ 330,000	60	\$ 950	\$ 60,080	\$ 66,000	\$ 343,789	\$ 60,080	\$ 68,758	\$ (2,758)	High	\$ 145,492	\$ 269,920
5	\$700	09-08-24-407-030	401	9/30/2021	\$ 210,000	60	\$ 950	\$ 59,269	\$ 42,000	\$ 303,191	\$ 59,269	\$ 60,638	\$ (18,638)	High	\$ 125,088	\$ 150,731
5	\$1,333	09-08-24-417-005	401	9/28/2021	\$ 400,000	60	\$ 950	\$ 59,771	\$ 80,000	\$ 381,032	\$ 59,771	\$ 76,206	\$ 3,794	Low	\$ 164,749	\$ 340,229
5	\$1,161	09-08-24-402-010	401	9/15/2021	\$ 348,250	60	\$ 950	\$ 59,802	\$ 69,650	\$ 346,536	\$ 59,802	\$ 69,307	\$ 343	Low	\$ 147,043	\$ 288,448
5	\$500	09-08-24-422-001	401	9/3/2021	\$ 225,000	90	\$ 950	\$ 64,819	\$ 45,000	\$ 327,504	\$ 64,819	\$ 65,501	\$ (20,501)	High	\$ 134,710	\$ 160,181
5	\$1,099	09-08-24-406-028	401	9/1/2021	\$ 610,000	111	\$ 950	\$ 66,128	\$ 122,000	\$ 616,835	\$ 66,128	\$ 123,367	\$ (1,367)	High	\$ 282,414	\$ 543,872
5	\$408	09-08-24-308-007	401	8/20/2021	\$ 245,000	120	\$ 950	\$ 68,658	\$ 49,000	\$ 308,763	\$ 68,658	\$ 61,753	\$ (12,753)	High	\$ 123,131	\$ 176,342
5	\$1,123	09-08-24-409-010	401	8/6/2021	\$ 365,000	65	\$ 950	\$ 60,225	\$ 73,000	\$ 292,365	\$ 60,225	\$ 58,473	\$ 14,527	Low	\$ 119,046	\$ 304,775
5	\$409	09-08-24-421-031	402	7/16/2021	\$ 110,400	54	\$ 950	\$ 57,929	\$ 22,080	\$ 57,929	\$ 57,929	\$ 11,586	\$ 10,494	Low	\$ -	\$ 52,471











ECFTABLE	New Land \$ FF	PARCEL NUMBER	CLASS	LAST SALE	SALE PRICE	LAND FF	LAND \$ FF	LAND VALUE	LV 20% SP	MARKET VALUE	LAND VALUE	LV % MV	DIF LVSP V LVMV	LV High or Low?	BLDG BASE VAL	BLDG RSDL SALE
10	\$1,114	09-09-19-206-047	401	4/26/2023	\$ 412,000	74	\$ 1,800	\$ 110,811	\$ 82,400	\$ 370,754	\$ 110,811	\$ 74,151	\$ 8,249	Low	\$ 102,582	\$ 301,189
10	\$1,689	09-09-19-203-010	401	4/25/2023	\$ 515,000	61	\$ 1,800	\$ 106,964	\$ 103,000	\$ 386,571	\$ 106,964	\$ 77,314	\$ 25,686	Low	\$ 110,342	\$ 408,036
10	\$1,318	09-09-19-209-009	401	10/6/2022	\$ 402,000	61	\$ 1,800	\$ 111,420	\$ 80,400	\$ 379,753	\$ 111,420	\$ 75,951	\$ 4,449	Low	\$ 105,893	\$ 290,580
10	\$1,188	09-09-19-321-010	401	8/26/2022	\$ 410,000	69	\$ 1,800	\$ 112,052	\$ 82,000	\$ 401,159	\$ 112,052	\$ 80,232	\$ 1,768	Low	\$ 114,091	\$ 297,948
10	\$1,123	09-09-19-206-026	401	6/28/2022	\$ 410,000	73	\$ 1,800	\$ 110,132	\$ 82,000	\$ 403,382	\$ 110,132	\$ 80,676	\$ 1,324	Low	\$ 115,726	\$ 299,868
10	\$2,200	09-09-19-203-001	401	6/1/2022	\$ 517,000	47	\$ 1,800	\$ 100,582	\$ 103,400	\$ 430,207	\$ 100,582	\$ 86,041	\$ 17,359	Low	\$ 130,081	\$ 416,418
10	\$1,818	09-09-19-205-004	401	4/18/2022	\$ 500,000	55	\$ 1,800	\$ 106,436	\$ 100,000	\$ 388,840	\$ 106,436	\$ 77,768	\$ 22,232	Low	\$ 111,446	\$ 393,564
10	\$1,167	09-09-19-206-032	401	4/15/2022	\$ 350,000	60	\$ 1,800	\$ 107,203	\$ 70,000	\$ 343,065	\$ 107,203	\$ 68,613	\$ 1,387	Low	\$ 93,079	\$ 242,797
10	\$1,107	09-09-19-209-015	401	12/29/2021	\$ 332,000	60	\$ 1,800	\$ 108,602	\$ 66,400	\$ 360,943	\$ 108,602	\$ 72,189	\$ (5,789)	High	\$ 99,582	\$ 223,398
10	\$903	09-09-19-320-004	401	12/2/2021	\$ 271,000	60	\$ 1,800	\$ 110,117	\$ 54,200	\$ 348,495	\$ 110,117	\$ 69,699	\$ (15,499)	High	\$ 94,072	\$ 160,883
10	\$1,186	09-09-19-206-020	401	11/1/2021	\$ 415,000	70	\$ 1,800	\$ 110,977	\$ 83,000	\$ 374,911	\$ 110,977	\$ 74,982	\$ 8,018	Low	\$ 104,157	\$ 304,023
10	\$1,477	09-09-19-203-005	401	8/20/2021	\$ 443,000	60	\$ 1,800	\$ 107,203	\$ 88,600	\$ 412,403	\$ 107,203	\$ 82,481	\$ 6,119	Low	\$ 120,442	\$ 335,797
10	\$1,452	09-09-19-204-008	401	7/28/2021	\$ 450,000	62	\$ 1,800	\$ 107,486	\$ 90,000	\$ 437,243	\$ 107,486	\$ 87,449	\$ 2,551	Low	\$ 130,133	\$ 342,514
10	\$951	09-09-19-320-016	401	7/19/2021	\$ 390,000	82	\$ 1,800	\$ 112,821	\$ 78,000	\$ 372,313	\$ 112,821	\$ 74,463	\$ 3,537	Low	\$ 102,404	\$ 277,179
10	\$1,032	09-09-19-202-005	401	7/6/2021	\$ 320,000	62	\$ 1,800	\$ 109,893	\$ 64,000	\$ 346,911	\$ 109,893	\$ 69,382	\$ (5,382)	High	\$ 93,535	\$ 210,107
10	\$1,468	09-09-19-204-017	401	7/1/2021	\$ 425,800	58	\$ 1,800	\$ 106,960	\$ 85,160	\$ 394,974	\$ 106,960	\$ 78,995	\$ 6,165	Low	\$ 113,660	\$ 318,840
10	\$1,291	09-09-19-202-010	401	6/23/2021	\$ 387,250	60	\$ 1,800	\$ 107,203	\$ 77,450	\$ 387,162	\$ 107,203	\$ 77,432	\$ 18	Low	\$ 110,481	\$ 280,047
10	\$1,266	09-09-19-206-011	401	5/3/2021	\$ 405,000	64	\$ 1,800	\$ 109,635	\$ 81,000	\$ 390,263	\$ 109,635	\$ 78,053	\$ 2,947	Low	\$ 110,745	\$ 295,365
10	\$1,171	09-09-19-206-013	401	3/31/2021	\$ 410,000	70	\$ 1,800	\$ 110,812	\$ 82,000	\$ 388,037	\$ 110,812	\$ 77,607	\$ 4,393	Low	\$ 109,402	\$ 299,188
10	\$2,371	09-09-19-320-021	401	2/26/2021	\$ 699,400	59	\$ 1,800	\$ 107,247	\$ 139,880	\$ 701,072	\$ 107,247	\$ 140,214	\$ (334)	High	\$ 234,343	\$ 592,153
10	\$1,344	09-09-19-205-008	401	10/7/2020	\$ 410,000	61	\$ 1,800	\$ 108,961	\$ 82,000	\$ 415,380	\$ 108,961	\$ 83,076	\$ (1,076)	High	\$ 120,923	\$ 301,039
10	\$986	09-09-19-203-004	401	9/29/2020	\$ 345,000	70	\$ 1,800	\$ 111,059	\$ 69,000	\$ 400,313	\$ 111,059	\$ 80,063	\$ (11,063)	High	\$ 114,149	\$ 233,941
10	\$1,621	09-09-19-205-031	401	9/25/2020	\$ 389,000	48	\$ 1,800	\$ 103,862	\$ 77,800	\$ 440,978	\$ 103,862	\$ 88,196	\$ (10,396)	High	\$ 133,037	\$ 285,138
10	\$2,110	09-09-19-206-001	401	8/27/2020	\$ 306,000	29	\$ 1,800	\$ 110,305	\$ 61,200	\$ 356,856	\$ 110,305	\$ 71,371	\$ (10,171)	High	\$ 97,297	\$ 195,695
10	\$955	09-09-19-206-022	401	6/24/2020	\$ 320,000	67	\$ 1,800	\$ 109,595	\$ 64,000	\$ 392,911	\$ 109,595	\$ 78,582	\$ (14,582)	High	\$ 111,806	\$ 210,405
10	\$1,694	09-09-19-206-017	401	3/20/2020	\$ 525,000	62	\$ 1,800	\$ 108,316	\$ 105,000	\$ 543,601	\$ 108,316	\$ 108,720	\$ (3,720)	High	\$ 171,778	\$ 416,684
10	\$784	09-09-19-209-001	401	1/10/2020	\$ 294,000	75	\$ 1,800	\$ 111,386	\$ 58,800	\$ 354,992	\$ 111,386	\$ 70,998	\$ (12,198)	High	\$ 96,135	\$ 182,614
10																
10	\$1,362													AVERAGE		
10	\$1,266													MEDIAN		
10	405.2227085													STNDRD DEV		
10	\$1,267													AVERAGE		
10																
10																
10																
10	1,850													2024 LV		









ECFTABLE	New Land \$ FF	PARCEL NUMBER	CLASS	LAST SALE	SALE PRICE	LAND FF	LAND \$ FF	LAND VALUE	LV 20% SP	MARKET VALUE	LAND VALUE	LV % MV	DIF LVSP V LVMV	LV High or Low?	BLDG BASE VAL	BLDG RSDL SALE
18	\$1,706	09-09-20-312-001	401	5/31/2023	\$ 563,000	66	\$ 1,700	\$ 101,120	\$ 112,600	\$ 357,472	\$ 101,120	\$ 71,494	\$ 41,106	Low	\$ 109,599	\$ 461,880
18	\$1,786	09-09-20-305-047	401	5/18/2023	\$ 375,000	42	\$ 1,700	\$ 100,212	\$ 75,000	\$ 317,117	\$ 100,212	\$ 63,423	\$ 11,577	Low	\$ 92,734	\$ 274,788
18	\$2,507	09-09-20-314-004	401	5/5/2023	\$ 702,000	56	\$ 1,700	\$ 105,203	\$ 140,400	\$ 471,984	\$ 105,203	\$ 94,397	\$ 46,003	Low	\$ 156,811	\$ 596,797
18	\$1,828	09-09-20-317-019	401	4/27/2023	\$ 457,000	50	\$ 1,700	\$ 112,624	\$ 91,400	\$ 298,219	\$ 112,624	\$ 59,644	\$ 31,756	Low	\$ 79,348	\$ 344,376
18	\$2,336	09-09-29-218-017	401	4/17/2023	\$ 408,800	35	\$ 1,700	\$ 87,606	\$ 81,760	\$ 268,729	\$ 87,606	\$ 53,746	\$ 28,014	Low	\$ 77,436	\$ 321,194
18	\$1,800	09-09-20-302-017	401	4/5/2023	\$ 495,000	55	\$ 1,700	\$ 117,404	\$ 99,000	\$ 401,349	\$ 117,404	\$ 80,270	\$ 18,730	Low	\$ 121,396	\$ 377,596
18	\$2,500	09-09-29-220-008	401	3/21/2023	\$ 500,000	40	\$ 1,700	\$ 92,672	\$ 100,000	\$ 318,397	\$ 92,672	\$ 63,679	\$ 36,321	Low	\$ 96,505	\$ 407,328
18	\$923	09-09-20-302-022	401	2/6/2023	\$ 420,000	91	\$ 1,700	\$ 126,060	\$ 84,000	\$ 376,214	\$ 126,060	\$ 75,243	\$ 8,757	Low	\$ 106,949	\$ 293,940
18	\$1,738	09-09-20-305-050	401	1/6/2023	\$ 365,000	42	\$ 1,700	\$ 100,212	\$ 73,000	\$ 278,671	\$ 100,212	\$ 55,734	\$ 17,266	Low	\$ 76,297	\$ 264,788
18	\$2,429	09-09-29-220-016	401	12/13/2022	\$ 425,000	35	\$ 1,700	\$ 90,401	\$ 85,000	\$ 306,333	\$ 90,401	\$ 61,267	\$ 23,733	Low	\$ 92,318	\$ 334,599
18	\$1,045	09-09-20-305-009	401	11/21/2022	\$ 345,000	66	\$ 1,700	\$ 112,200	\$ 69,000	\$ 429,979	\$ 112,200	\$ 85,996	\$ (16,996)	High	\$ 135,861	\$ 232,800
18	\$3,455	09-09-20-300-010	401	11/9/2022	\$ 950,000	55	\$ 1,700	\$ 112,492	\$ 190,000	\$ 794,088	\$ 112,492	\$ 158,818	\$ 31,182	Low	\$ 291,405	\$ 837,508
18		<b>09-09-20-312-014</b>	<b>401</b>	<b>10/19/2022</b>	<b>\$ 1,275,000</b>	<b>66</b>	<b>\$ 1,700</b>	<b>\$ 112,200</b>	<b>\$ 255,000</b>	<b>\$ 1,240,784</b>	<b>\$ 112,200</b>	<b>\$ 248,157</b>	<b>\$ 6,843</b>	<b>Low</b>	<b>\$ 482,507</b>	<b>\$ 1,162,800</b>
18	\$1,881	09-09-20-305-053	401	10/5/2022	\$ 395,000	42	\$ 1,700	\$ 100,212	\$ 79,000	\$ 281,213	\$ 100,212	\$ 56,243	\$ 22,757	Low	\$ 77,384	\$ 294,788
18	\$3,000	09-09-20-312-018	401	9/9/2022	\$ 510,000	34	\$ 1,700	\$ 95,055	\$ 102,000	\$ 552,194	\$ 95,055	\$ 110,439	\$ (8,439)	High	\$ 195,442	\$ 414,945
18	\$1,995	09-09-20-316-025	401	9/7/2022	\$ 498,800	50	\$ 1,700	\$ 96,547	\$ 99,760	\$ 461,557	\$ 96,547	\$ 92,311	\$ 7,449	Low	\$ 156,054	\$ 402,253
18	\$1,550	09-09-20-302-010	401	8/22/2022	\$ 387,500	50	\$ 1,700	\$ 107,229	\$ 77,500	\$ 295,041	\$ 107,229	\$ 59,008	\$ 18,492	Low	\$ 80,296	\$ 280,271
18	\$1,926	09-09-20-309-011	401	8/11/2022	\$ 655,000	68	\$ 1,700	\$ 101,878	\$ 131,000	\$ 544,288	\$ 101,878	\$ 108,858	\$ 22,142	Low	\$ 189,145	\$ 553,122
18	\$1,767	09-09-20-302-057	401	7/15/2022	\$ 530,000	60	\$ 1,700	\$ 103,442	\$ 106,000	\$ 351,180	\$ 103,442	\$ 70,236	\$ 35,764	Low	\$ 105,916	\$ 426,558
18	\$2,663	09-09-20-309-025	401	6/7/2022	\$ 799,000	60	\$ 1,700	\$ 109,558	\$ 159,800	\$ 531,780	\$ 109,558	\$ 106,356	\$ 53,444	Low	\$ 180,514	\$ 689,442
18	\$4,128	09-09-29-218-026	401	5/24/2022	\$ 887,500	43	\$ 1,700	\$ 95,950	\$ 177,500	\$ 921,201	\$ 95,950	\$ 184,240	\$ (6,740)	High	\$ 352,822	\$ 791,550
18	\$2,182	09-09-20-301-003	401	5/20/2022	\$ 480,000	44	\$ 1,700	\$ 93,327	\$ 96,000	\$ 347,441	\$ 93,327	\$ 69,488	\$ 26,512	Low	\$ 108,642	\$ 386,673
18	\$1,223	09-09-20-305-015	401	5/16/2022	\$ 385,300	63	\$ 1,700	\$ 124,993	\$ 77,060	\$ 305,903	\$ 124,993	\$ 61,181	\$ 15,879	Low	\$ 77,345	\$ 260,307
18	\$3,415	09-09-29-220-017	401	4/21/2022	\$ 700,000	41	\$ 1,700	\$ 93,410	\$ 140,000	\$ 388,063	\$ 93,410	\$ 77,613	\$ 62,387	Low	\$ 125,974	\$ 606,590
18	\$1,864	09-09-20-308-029	401	3/14/2022	\$ 615,000	66	\$ 1,700	\$ 122,573	\$ 123,000	\$ 584,813	\$ 122,573	\$ 116,963	\$ 6,037	Low	\$ 197,623	\$ 492,427
18	\$2,696	09-09-20-303-013	401	1/21/2022	\$ 620,000	46	\$ 1,700	\$ 102,517	\$ 124,000	\$ 555,106	\$ 102,517	\$ 111,021	\$ 12,979	Low	\$ 193,497	\$ 517,483
18		<b>09-09-20-308-057</b>	<b>401</b>	<b>12/27/2021</b>	<b>\$ 1,170,000</b>	<b>164</b>	<b>\$ 1,700</b>	<b>\$ 153,698</b>	<b>\$ 234,000</b>	<b>\$ 610,760</b>	<b>\$ 153,698</b>	<b>\$ 122,152</b>	<b>\$ 111,848</b>	<b>Low</b>	<b>\$ 195,409</b>	<b>\$ 1,016,302</b>
18	\$1,848	09-09-20-316-024	401	12/9/2021	\$ 425,000	46	\$ 1,700	\$ 106,007	\$ 85,000	\$ 561,616	\$ 106,007	\$ 112,323	\$ (27,323)	High	\$ 194,788	\$ 318,993
18	\$918	09-09-20-305-003	401	11/30/2021	\$ 280,000	61	\$ 1,700	\$ 110,012	\$ 56,000	\$ 230,868	\$ 110,012	\$ 46,174	\$ 9,826	Low	\$ 51,670	\$ 169,988
18	\$2,393	09-09-29-219-013	401	11/19/2021	\$ 670,000	56	\$ 1,700	\$ 115,092	\$ 134,000	\$ 438,398	\$ 115,092	\$ 87,680	\$ 46,320	Low	\$ 138,224	\$ 554,908
18	\$2,391	09-09-20-313-001	401	11/16/2021	\$ 538,000	45	\$ 1,700	\$ 100,508	\$ 107,600	\$ 606,656	\$ 100,508	\$ 121,331	\$ (13,731)	High	\$ 216,395	\$ 437,492
18	\$4,848	09-09-20-309-013	401	11/5/2021	\$ 799,900	33	\$ 1,700	\$ 94,349	\$ 159,980	\$ 846,328	\$ 94,349	\$ 169,266	\$ (9,286)	High	\$ 321,496	\$ 705,551
18	\$2,844	09-09-20-310-003	401	10/29/2021	\$ 455,000	32	\$ 1,700	\$ 84,380	\$ 91,000	\$ 477,971	\$ 84,380	\$ 95,594	\$ (4,594)	High	\$ 168,273	\$ 370,620
18	\$1,180	09-09-20-300-004	401	10/26/2021	\$ 354,000	60	\$ 1,700	\$ 113,287	\$ 70,800	\$ 423,469	\$ 113,287	\$ 84,694	\$ (13,894)	High	\$ 132,613	\$ 240,713
18	\$4,636	09-09-20-309-012	401	10/25/2021	\$ 765,000	33	\$ 1,700	\$ 94,349	\$ 153,000	\$ 797,635	\$ 94,349	\$ 159,527	\$ (6,527)	High	\$ 300,678	\$ 670,651
18	\$1,366	09-09-20-315-014	401	10/18/2021	\$ 280,000	41	\$ 1,700	\$ 91,874	\$ 56,000	\$ 243,434	\$ 91,874	\$ 48,687	\$ 7,313	Low	\$ 64,797	\$ 188,126
18	\$2,909	09-09-20-309-027	401	9/7/2021	\$ 960,000	66	\$ 1,700	\$ 112,200	\$ 192,000	\$ 866,404	\$ 112,200	\$ 173,281	\$ 18,719	Low	\$ 322,447	\$ 847,800
18	\$2,800	09-09-20-301-048	401	9/2/2021	\$ 490,000	35	\$ 1,700	\$ 100,473	\$ 98,000	\$ 351,200	\$ 100,473	\$ 70,240	\$ 27,760	Low	\$ 107,194	\$ 389,527
18	\$2,257	09-09-29-220-013	401	8/20/2021	\$ 395,000	35	\$ 1,700	\$ 94,853	\$ 79,000	\$ 334,741	\$ 94,853	\$ 66,948	\$ 12,052	Low	\$ 102,560	\$ 300,147
18	\$2,543	09-09-29-221-007	401	6/6/2021	\$ 445,000	35	\$ 1,700	\$ 98,364	\$ 89,000	\$ 349,998	\$ 98,364	\$ 70,000	\$ 19,000	Low	\$ 107,582	\$ 346,636
18	\$2,573	09-09-20-308-056	401	5/28/2021	\$ 849,000	66	\$ 1,700	\$ 93,898	\$ 169,800	\$ 907,645	\$ 93,898	\$ 181,529	\$ (11,729)	High	\$ 347,904	\$ 755,102
18	\$3,538	09-09-20-317-020	401	5/21/2021	\$ 707,500	40	\$ 1,700	\$ 106,513	\$ 141,500	\$ 761,658	\$ 106,513	\$ 152,332	\$ (10,832)	High	\$ 280,096	\$ 600,987
18	\$1,283	09-09-20-305-057	401	5/19/2021	\$ 423,300	66	\$ 1,700	\$ 105,936	\$ 84,660	\$ 453,797	\$ 105,936	\$ 90,759	\$ (6,099)	High	\$ 148,722	\$ 317,364
18	\$1,035	09-09-20-305-058	401	5/17/2021	\$ 341,700	66	\$ 1,700	\$ 105,936	\$ 68,340	\$ 346,006	\$ 105,936	\$ 69,201	\$ (861)	High	\$ 102,638	\$ 235,764
18	\$3,196	09-09-20-312-013	401	5/12/2021	\$ 799,000	50	\$ 1,700	\$ 100,407	\$ 159,800	\$ 676,751	\$ 100,407	\$ 135,350	\$ 24,450	Low	\$ 246,406	\$ 698,593
18	\$1,281	09-09-20-305-001	401	5/11/2021	\$ 269,000	42	\$ 1,700	\$ 100,212	\$ 53,800	\$ 265,406	\$ 100,212	\$ 53,081	\$ 719	Low	\$ 70,626	\$ 168,788
18	\$1,138	09-09-20-302-023	401	5/6/2021	\$ 370,000	65	\$ 1,700	\$ 115,045	\$ 74,000	\$ 301,234	\$ 115,045	\$ 60,247	\$ 13,753	Low	\$ 79,602	\$ 254,955
18	\$2,064	09-09-20-317-018	401	5/5/2021	\$ 516,000	50	\$ 1,700	\$ 101,853	\$ 103,200	\$ 340,471	\$ 101,853	\$ 68,094	\$ 35,106	Low	\$ 102,017	\$ 414,147

18	\$2,024	09-09-20-317-002	401	4/20/2021	\$	506,000	50	\$	1,700	\$	104,677	\$	101,200	\$	435,603	\$	104,677	\$	87,121	\$	14,079	Low	\$	141,482	\$	401,323
18	\$1,685	09-09-20-311-001	401	4/18/2021	\$	556,000	66	\$	1,700	\$	112,200	\$	111,200	\$	480,644	\$	112,200	\$	96,129	\$	15,071	Low	\$	157,522	\$	443,800
18	\$1,038	09-09-20-314-018	401	3/12/2021	\$	353,000	68	\$	1,700	\$	106,729	\$	70,600	\$	305,490	\$	106,729	\$	61,098	\$	9,502	Low	\$	84,977	\$	246,271
18	\$1,916	09-09-29-220-030	401	1/22/2021	\$	383,280	40	\$	1,700	\$	98,997	\$	76,656	\$	345,993	\$	98,997	\$	69,199	\$	7,457	Low	\$	105,599	\$	284,283
18	\$1,775	09-09-20-315-008	401	10/6/2020	\$	355,000	40	\$	1,700	\$	92,672	\$	71,000	\$	307,217	\$	92,672	\$	61,443	\$	9,557	Low	\$	91,725	\$	262,328
18	\$2,108	09-09-20-316-029	401	10/5/2020	\$	875,000	83	\$	1,700	\$	124,681	\$	175,000	\$	1,040,832	\$	124,681	\$	208,166	\$	(33,166)	High	\$	391,685	\$	750,319
18	\$2,602	09-09-20-305-030	401	9/25/2020	\$	585,500	45	\$	1,700	\$	102,526	\$	117,100	\$	412,207	\$	102,526	\$	82,441	\$	34,659	Low	\$	132,399	\$	482,974
18	\$881	09-09-20-302-041	401	9/24/2020	\$	260,000	59	\$	1,700	\$	109,099	\$	52,000	\$	350,175	\$	109,099	\$	70,035	\$	(18,035)	High	\$	103,068	\$	150,901
18	\$1,163	09-09-20-310-010	401	9/9/2020	\$	250,000	43	\$	1,700	\$	100,803	\$	50,000	\$	317,362	\$	100,803	\$	63,472	\$	(13,472)	High	\$	92,586	\$	149,197
18	\$1,591	09-09-20-312-008	401	9/4/2020	\$	350,000	44	\$	1,700	\$	102,173	\$	70,000	\$	292,261	\$	102,173	\$	58,452	\$	11,548	Low	\$	81,269	\$	247,827
18	\$1,553	09-09-20-304-001	401	8/28/2020	\$	512,500	66	\$	1,700	\$	112,200	\$	102,500	\$	522,280	\$	112,200	\$	104,456	\$	(1,956)	High	\$	175,323	\$	400,300
18	\$1,809	09-09-20-303-016	401	8/14/2020	\$	425,000	47	\$	1,700	\$	103,070	\$	85,000	\$	338,689	\$	103,070	\$	67,738	\$	17,262	Low	\$	100,735	\$	321,930
18	\$2,318	09-09-20-312-022	401	8/14/2020	\$	452,000	39	\$	1,700	\$	98,372	\$	90,400	\$	418,567	\$	98,372	\$	83,713	\$	6,687	Low	\$	136,894	\$	353,628
18	\$1,409	09-09-20-301-004	401	7/24/2020	\$	465,000	66	\$	1,700	\$	101,120	\$	93,000	\$	408,205	\$	101,120	\$	81,641	\$	11,359	Low	\$	131,289	\$	363,880
18	\$1,683	09-09-20-309-002	401	7/22/2020	\$	505,000	60	\$	1,700	\$	102,558	\$	101,000	\$	429,464	\$	102,558	\$	85,893	\$	15,107	Low	\$	139,763	\$	402,442
18	\$1,054	09-09-20-317-010	401	7/10/2020	\$	295,000	56	\$	1,700	\$	97,700	\$	59,000	\$	241,385	\$	97,700	\$	48,277	\$	10,723	Low	\$	61,430	\$	197,300
18	\$3,703	09-09-20-309-017	401	6/26/2020	\$	611,000	33	\$	1,700	\$	92,417	\$	122,200	\$	419,346	\$	92,417	\$	83,869	\$	38,331	Low	\$	139,773	\$	518,583
18	\$4,156	09-09-20-312-017	401	6/26/2020	\$	665,000	32	\$	1,700	\$	93,626	\$	133,000	\$	529,059	\$	93,626	\$	105,812	\$	27,188	Low	\$	186,162	\$	571,374
18	\$1,720	09-09-20-312-012	401	6/25/2020	\$	602,000	70	\$	1,700	\$	106,015	\$	120,400	\$	593,126	\$	106,015	\$	118,625	\$	1,775	Low	\$	208,256	\$	495,985
18	\$3,550	09-09-20-303-018	401	6/23/2020	\$	710,000	40	\$	1,700	\$	98,997	\$	142,000	\$	631,679	\$	98,997	\$	126,336	\$	15,664	Low	\$	227,739	\$	611,003
18	\$2,197	09-09-20-303-002	401	6/12/2020	\$	725,000	66	\$	1,700	\$	112,951	\$	145,000	\$	741,698	\$	112,951	\$	148,340	\$	(3,340)	High	\$	268,810	\$	612,049
18	\$1,629	09-09-20-301-047	401	6/8/2020	\$	285,000	35	\$	1,700	\$	100,473	\$	57,000	\$	239,477	\$	100,473	\$	47,895	\$	9,105	Low	\$	59,429	\$	184,527
18	\$1,477	09-09-29-218-012	401	4/20/2020	\$	325,000	44	\$	1,700	\$	110,190	\$	65,000	\$	327,773	\$	110,190	\$	65,555	\$	(555)	High	\$	93,024	\$	214,810
18	\$2,100	09-09-20-314-016	401	4/3/2020	\$	420,000	40	\$	1,700	\$	92,342	\$	84,000	\$	297,910	\$	92,342	\$	59,582	\$	24,418	Low	\$	87,887	\$	327,658

18 \$2,150 AVERAGE  
18 \$1,921 MEDIAN  
18 899.4316161 STNDRD DEV  
18 \$1,997 AVERAGE

18  
18  
18 1900 2024 LV





ECFTABLE	New Land \$ FF	PARCEL NUMBER	CLASS	LAST SALE	SALE PRICE	LAND FF	LAND \$ FF	LAND VALUE	LV 20% SP	MARKET VALUE	LAND VALUE	LV % MV	DIF LVSP V LVMV	LV High or Low?	BLDG BASE VAL	BLDG RSDL SALE
23	\$1,269	09-09-16-313-011	401	5/23/2023	\$ 387,000	61	\$ 1,050	\$ 66,327	\$ 77,400	\$ 415,633	\$ 66,327	\$ 83,127	\$ (5,727)	High	\$ 130,533	\$ 320,673
23	\$1,224	09-09-16-314-024	401	5/15/2023	\$ 410,000	67	\$ 1,050	\$ 67,103	\$ 82,000	\$ 364,102	\$ 67,103	\$ 72,820	\$ 9,180	Low	\$ 110,986	\$ 342,897
23	\$1,145	09-09-16-313-008	401	4/18/2023	\$ 355,000	62	\$ 1,050	\$ 66,377	\$ 71,000	\$ 369,287	\$ 66,377	\$ 73,857	\$ (2,857)	High	\$ 113,195	\$ 288,623
23	\$1,125	09-09-16-313-006	401	4/14/2023	\$ 360,000	64	\$ 1,050	\$ 66,906	\$ 72,000	\$ 433,716	\$ 66,906	\$ 86,743	\$ (14,743)	High	\$ 137,074	\$ 293,094
23	\$1,000	09-09-16-313-013	401	12/27/2022	\$ 340,000	68	\$ 1,050	\$ 67,116	\$ 68,000	\$ 372,359	\$ 67,116	\$ 74,472	\$ (6,472)	High	\$ 114,067	\$ 272,884
23	\$1,097	09-09-16-311-004	401	9/26/2022	\$ 340,000	62	\$ 1,050	\$ 66,377	\$ 68,000	\$ 333,022	\$ 66,377	\$ 66,604	\$ 1,396	Low	\$ 99,643	\$ 273,623
23	\$1,234	09-09-16-309-019	401	6/28/2022	\$ 394,900	64	\$ 1,050	\$ 68,803	\$ 78,980	\$ 363,463	\$ 68,803	\$ 72,693	\$ 6,287	Low	\$ 110,112	\$ 326,097
23	\$1,328	09-09-16-317-002	401	5/10/2022	\$ 425,100	64	\$ 1,050	\$ 71,306	\$ 85,020	\$ 477,895	\$ 71,306	\$ 95,579	\$ (10,559)	High	\$ 151,939	\$ 353,794
23	\$1,031	09-09-16-308-013	401	4/20/2022	\$ 330,000	64	\$ 1,050	\$ 69,487	\$ 66,000	\$ 319,562	\$ 69,487	\$ 63,912	\$ 2,088	Low	\$ 93,451	\$ 260,513
23	\$845	09-09-16-320-010	401	2/24/2022	\$ 299,800	71	\$ 1,050	\$ 67,481	\$ 59,960	\$ 344,731	\$ 67,481	\$ 68,946	\$ (8,986)	High	\$ 103,606	\$ 232,319
23	\$969	09-09-16-319-003	401	1/14/2022	\$ 315,000	65	\$ 1,050	\$ 69,757	\$ 63,000	\$ 321,156	\$ 69,757	\$ 64,231	\$ (1,231)	High	\$ 93,946	\$ 245,243
23	\$946	09-09-16-306-009	401	12/15/2021	\$ 350,000	74	\$ 1,050	\$ 72,056	\$ 70,000	\$ 377,500	\$ 72,056	\$ 75,500	\$ (5,500)	High	\$ 114,142	\$ 277,944
23	\$2,212	09-09-22-201-036	401	11/16/2021	\$ 729,900	66	\$ 1,050	\$ 69,132	\$ 145,980	\$ 1,070,210	\$ 69,132	\$ 214,042	\$ (68,062)	High	\$ 374,095	\$ 660,768
23	\$1,167	09-09-16-318-007	401	8/30/2021	\$ 350,000	60	\$ 1,050	\$ 66,269	\$ 70,000	\$ 407,293	\$ 66,269	\$ 81,459	\$ (11,459)	High	\$ 127,438	\$ 283,731
23	\$1,226	09-09-16-310-003	401	7/15/2021	\$ 380,000	62	\$ 1,050	\$ 69,407	\$ 76,000	\$ 368,694	\$ 69,407	\$ 73,739	\$ 2,261	Low	\$ 111,841	\$ 310,593
23	\$984	09-09-16-319-008	401	6/16/2021	\$ 315,000	64	\$ 1,050	\$ 66,794	\$ 63,000	\$ 325,266	\$ 66,794	\$ 65,053	\$ (2,053)	High	\$ 96,589	\$ 248,206
23	\$979	09-09-16-311-009	401	6/7/2021	\$ 328,050	67	\$ 1,050	\$ 68,663	\$ 65,610	\$ 359,884	\$ 68,663	\$ 71,977	\$ (6,367)	High	\$ 108,827	\$ 259,387
23	\$1,048	09-09-16-318-017	401	6/7/2021	\$ 325,000	62	\$ 1,050	\$ 66,921	\$ 65,000	\$ 338,425	\$ 66,921	\$ 67,685	\$ (2,685)	High	\$ 101,459	\$ 258,079
23	\$2,182	09-09-22-201-035	401	6/4/2021	\$ 720,000	66	\$ 1,050	\$ 69,132	\$ 144,000	\$ 1,086,494	\$ 69,132	\$ 217,299	\$ (73,299)	High	\$ 380,180	\$ 650,868
23	\$729	09-09-16-314-014	401	4/15/2021	\$ 310,000	85	\$ 1,050	\$ 69,932	\$ 62,000	\$ 357,222	\$ 69,932	\$ 71,444	\$ (9,444)	High	\$ 107,358	\$ 240,068
23	\$878	09-09-16-309-001	401	2/25/2021	\$ 325,000	74	\$ 1,050	\$ 66,895	\$ 65,000	\$ 387,017	\$ 66,895	\$ 77,403	\$ (12,403)	High	\$ 119,627	\$ 258,105
23	\$1,048	09-09-16-308-012	401	11/3/2020	\$ 325,000	62	\$ 1,050	\$ 68,259	\$ 65,000	\$ 359,518	\$ 68,259	\$ 71,904	\$ (6,904)	High	\$ 108,841	\$ 256,741
23	\$734	09-09-16-320-018	401	8/17/2020	\$ 290,000	79	\$ 1,050	\$ 70,523	\$ 58,000	\$ 380,770	\$ 70,523	\$ 76,154	\$ (18,154)	High	\$ 115,937	\$ 219,477
23	\$841	09-09-16-309-026	401	6/26/2020	\$ 265,000	63	\$ 1,050	\$ 67,823	\$ 53,000	\$ 329,769	\$ 67,823	\$ 65,954	\$ (12,954)	High	\$ 97,887	\$ 197,177
23	\$935	09-09-22-201-013	401	4/14/2020	\$ 290,000	62	\$ 1,050	\$ 79,727	\$ 58,000	\$ 365,561	\$ 79,727	\$ 73,112	\$ (15,112)	High	\$ 106,814	\$ 210,273
23	\$906	09-09-16-314-005	401	4/3/2020	\$ 290,000	64	\$ 1,050	\$ 67,346	\$ 58,000	\$ 370,550	\$ 67,346	\$ 74,110	\$ (16,110)	High	\$ 113,305	\$ 222,654
23	\$920	09-09-16-314-021	401	2/24/2020	\$ 289,900	63	\$ 1,050	\$ 69,309	\$ 57,980	\$ 320,251	\$ 69,309	\$ 64,050	\$ (6,070)	High	\$ 93,775	\$ 220,591
23	\$819	09-09-16-311-006	401	1/28/2020	\$ 253,775	62	\$ 1,050	\$ 66,377	\$ 50,755	\$ 343,712	\$ 66,377	\$ 68,742	\$ (17,987)	High	\$ 103,638	\$ 187,398

23 \$1,101 AVERAGE  
23 \$1,016 MEDIAN  
23 347.520509 STNDRD DEV  
23 \$1,040 AVERAGE  
23  
23  
23 1100 2024 LV










26.1

26.1 CR


26.1 \$ 67,000 2024 LV













ECF TABLE	New Land \$ FF	PARCEL NUMBER	CLASS	LAST SALE	SALE PRICE	LAND FF	LAND \$ FF	LAND VALUE	LV 20% SP	MARKET VALUE	LAND VALUE	LV % MV	DIF LVSP V LVMV	LV High or Low?	BLDG BASE VAL	BLDG RSDL SALE
31	\$1,564	09-09-10-302-027	401	5/24/2023	\$ 547,500	70	\$ 1,500	\$ 100,048	\$ 109,500	\$ 551,521	\$ 100,048	\$ 110,304	\$ (804)	High	\$ 319,967	\$ 447,452
31	\$1,600	09-09-10-303-039	401	5/12/2023	\$ 560,000	70	\$ 1,500	\$ 113,124	\$ 112,000	\$ 532,658	\$ 113,124	\$ 106,532	\$ 5,468	Low	\$ 297,331	\$ 446,876
31	\$1,587	09-09-10-302-024	401	1/29/2023	\$ 500,000	63	\$ 1,500	\$ 96,090	\$ 100,000	\$ 521,704	\$ 96,090	\$ 104,341	\$ (4,341)	High	\$ 301,640	\$ 403,910
31	\$976	09-09-16-300-049	401	12/15/2022	\$ 615,000	126	\$ 1,500	\$ 112,422	\$ 123,000	\$ 522,833	\$ 112,422	\$ 104,567	\$ 18,433	Low	\$ 290,865	\$ 502,578
31	\$1,529	09-09-10-302-066	401	12/6/2022	\$ 535,000	70	\$ 1,500	\$ 109,455	\$ 107,000	\$ 600,411	\$ 109,455	\$ 120,082	\$ (13,082)	High	\$ 347,949	\$ 425,545
31	\$1,314	09-09-15-200-058	401	11/14/2022	\$ 460,000	70	\$ 1,500	\$ 117,667	\$ 92,000	\$ 443,478	\$ 117,667	\$ 88,696	\$ 3,304	Low	\$ 230,908	\$ 342,333
31	\$1,189	09-09-10-300-056	401	10/28/2022	\$ 535,000	90	\$ 1,500	\$ 122,148	\$ 107,000	\$ 621,900	\$ 122,148	\$ 124,380	\$ (17,380)	High	\$ 354,183	\$ 412,852
31	\$1,328	09-09-11-304-007	401	10/26/2022	\$ 405,000	61	\$ 1,500	\$ 103,076	\$ 81,000	\$ 363,595	\$ 103,076	\$ 72,719	\$ 8,281	Low	\$ 184,634	\$ 301,924
31	\$1,122	09-09-09-400-035	401	9/23/2022	\$ 617,000	110	\$ 1,500	\$ 117,924	\$ 123,400	\$ 637,718	\$ 117,924	\$ 127,544	\$ (4,144)	High	\$ 368,387	\$ 499,076
31	\$946	09-09-16-322-008	401	9/22/2022	\$ 615,000	130	\$ 1,500	\$ 112,115	\$ 123,000	\$ 599,946	\$ 112,115	\$ 119,989	\$ 3,011	Low	\$ 345,734	\$ 502,885
31	\$1,569	09-09-16-322-012	401	9/22/2022	\$ 565,000	72	\$ 1,500	\$ 125,412	\$ 113,000	\$ 540,088	\$ 125,412	\$ 108,018	\$ 4,982	Low	\$ 293,888	\$ 439,588
31	\$1,507	09-09-10-303-061	401	9/12/2022	\$ 550,000	73	\$ 1,500	\$ 115,348	\$ 110,000	\$ 533,770	\$ 115,348	\$ 106,754	\$ 3,246	Low	\$ 296,543	\$ 434,652
31	\$1,506	09-09-16-300-041	401	8/31/2022	\$ 625,000	83	\$ 1,500	\$ 111,821	\$ 125,000	\$ 590,956	\$ 111,821	\$ 118,191	\$ 6,809	Low	\$ 339,571	\$ 513,179
31	\$1,267	09-09-15-200-052	401	8/3/2022	\$ 570,000	90	\$ 1,500	\$ 118,825	\$ 114,000	\$ 511,392	\$ 118,825	\$ 102,278	\$ 11,722	Low	\$ 278,219	\$ 451,175
31	\$2,956	09-09-10-305-005	401	7/1/2022	\$ 665,000	45	\$ 1,500	\$ 114,375	\$ 133,000	\$ 592,511	\$ 114,375	\$ 118,502	\$ 14,498	Low	\$ 338,863	\$ 550,625
31	\$1,167	09-09-10-302-038	401	6/15/2022	\$ 525,000	90	\$ 1,500	\$ 116,667	\$ 105,000	\$ 543,926	\$ 116,667	\$ 108,785	\$ (3,785)	High	\$ 302,806	\$ 408,333
31	\$1,400	09-09-15-200-067	401	6/7/2022	\$ 595,000	85	\$ 1,500	\$ 108,109	\$ 119,000	\$ 512,207	\$ 108,109	\$ 102,441	\$ 16,559	Low	\$ 286,391	\$ 486,891
31	\$1,531	09-09-15-200-034	401	6/2/2022	\$ 620,000	81	\$ 1,500	\$ 112,229	\$ 124,000	\$ 540,273	\$ 112,229	\$ 108,055	\$ 15,945	Low	\$ 303,362	\$ 507,771
31	\$2,050	09-09-11-304-012	401	5/20/2022	\$ 451,000	44	\$ 1,500	\$ 96,913	\$ 90,200	\$ 370,870	\$ 96,913	\$ 74,174	\$ 16,026	Low	\$ 194,158	\$ 354,087
31	\$1,644	09-09-09-401-010	401	5/19/2022	\$ 583,500	71	\$ 1,500	\$ 144,121	\$ 116,700	\$ 605,432	\$ 144,121	\$ 121,086	\$ (4,386)	High	\$ 326,939	\$ 439,379
31	\$2,617	09-09-10-302-014	401	4/1/2022	\$ 615,000	47	\$ 1,500	\$ 104,518	\$ 123,000	\$ 518,068	\$ 104,518	\$ 103,614	\$ 19,386	Low	\$ 293,090	\$ 510,482
31	\$1,700	09-09-16-101-028	401	3/23/2022	\$ 688,500	81	\$ 1,500	\$ 109,434	\$ 137,700	\$ 714,757	\$ 109,434	\$ 142,951	\$ (5,251)	High	\$ 429,003	\$ 579,066
31	\$1,268	09-09-11-306-006	401	3/18/2022	\$ 450,300	71	\$ 1,500	\$ 100,833	\$ 90,060	\$ 468,401	\$ 100,833	\$ 93,680	\$ (3,620)	High	\$ 260,502	\$ 349,467
31	\$1,060	09-09-16-322-011	401	10/29/2021	\$ 567,000	107	\$ 1,500	\$ 117,697	\$ 113,400	\$ 578,675	\$ 117,697	\$ 115,735	\$ (2,335)	High	\$ 326,703	\$ 449,303
31	\$1,176	09-09-10-300-026	401	10/25/2021	\$ 441,000	75	\$ 1,500	\$ 110,717	\$ 88,200	\$ 463,818	\$ 110,717	\$ 92,764	\$ (4,564)	High	\$ 250,249	\$ 330,283
31	\$1,558	09-09-11-302-038	401	10/4/2021	\$ 405,000	52	\$ 1,500	\$ 94,788	\$ 81,000	\$ 459,043	\$ 94,788	\$ 91,809	\$ (10,809)	High	\$ 258,154	\$ 310,212
31	\$1,351	09-09-11-303-008	401	10/1/2021	\$ 385,100	57	\$ 1,500	\$ 93,151	\$ 77,020	\$ 422,889	\$ 93,151	\$ 84,578	\$ (7,558)	High	\$ 233,691	\$ 291,949
31	\$1,362	09-09-11-301-010	401	9/22/2021	\$ 340,500	50	\$ 1,500	\$ 96,559	\$ 68,100	\$ 352,334	\$ 96,559	\$ 70,467	\$ (2,367)	High	\$ 181,272	\$ 243,941
31	\$1,808	09-09-10-304-037	401	9/9/2021	\$ 452,000	50	\$ 1,500	\$ 86,089	\$ 90,400	\$ 495,643	\$ 86,089	\$ 99,129	\$ (8,729)	High	\$ 290,258	\$ 365,911
31	\$1,060	09-09-10-300-077	401	9/2/2021	\$ 498,000	94	\$ 1,500	\$ 122,994	\$ 99,600	\$ 584,683	\$ 122,994	\$ 116,937	\$ (17,337)	High	\$ 327,207	\$ 375,006
31	\$777	09-09-11-305-004	401	8/12/2021	\$ 400,001	103	\$ 1,500	\$ 99,787	\$ 80,000	\$ 469,238	\$ 99,787	\$ 93,848	\$ (13,847)	High	\$ 261,836	\$ 300,214
31	\$1,292	09-09-11-300-029	401	7/23/2021	\$ 420,000	65	\$ 1,500	\$ 102,629	\$ 84,000	\$ 468,923	\$ 102,629	\$ 93,785	\$ (9,785)	High	\$ 259,599	\$ 317,371
31	\$1,583	09-09-11-305-046	401	7/2/2021	\$ 459,000	58	\$ 1,500	\$ 104,413	\$ 91,800	\$ 498,336	\$ 104,413	\$ 99,667	\$ (7,867)	High	\$ 279,180	\$ 354,587
31	\$1,363	09-09-16-101-018	401	6/30/2021	\$ 593,000	87	\$ 1,500	\$ 110,613	\$ 118,600	\$ 608,271	\$ 110,613	\$ 121,654	\$ (3,054)	High	\$ 352,699	\$ 482,387
31	\$1,333	09-09-09-400-029	401	6/21/2021	\$ 599,900	90	\$ 1,500	\$ 116,667	\$ 119,980	\$ 737,394	\$ 116,667	\$ 147,479	\$ (27,499)	High	\$ 439,920	\$ 483,233
31	\$1,257	09-09-15-200-056	401	6/18/2021	\$ 440,000	70	\$ 1,500	\$ 116,820	\$ 88,000	\$ 445,449	\$ 116,820	\$ 89,090	\$ (1,090)	High	\$ 232,905	\$ 323,180
31	\$1,462	09-09-11-305-049	401	6/9/2021	\$ 380,000	52	\$ 1,500	\$ 97,295	\$ 76,000	\$ 458,710	\$ 97,295	\$ 91,742	\$ (15,742)	High	\$ 256,141	\$ 282,705
31	\$1,780	09-09-09-400-006	401	6/2/2021	\$ 730,000	82	\$ 1,500	\$ 135,726	\$ 146,000	\$ 817,617	\$ 135,726	\$ 163,523	\$ (17,523)	High	\$ 483,268	\$ 594,274
31	\$1,021	09-09-10-304-009	401	5/12/2021	\$ 480,000	94	\$ 1,500	\$ 123,538	\$ 96,000	\$ 586,792	\$ 123,538	\$ 117,358	\$ (21,358)	High	\$ 328,316	\$ 356,462
31	\$1,357	09-09-10-305-011	401	4/23/2021	\$ 475,000	70	\$ 1,500	\$ 113,277	\$ 95,000	\$ 623,898	\$ 113,277	\$ 124,780	\$ (29,780)	High	\$ 361,886	\$ 361,723
31	\$962	09-09-11-302-036	401	4/2/2021	\$ 404,000	84	\$ 1,500	\$ 101,194	\$ 80,800	\$ 468,682	\$ 101,194	\$ 93,736	\$ (12,936)	High	\$ 260,445	\$ 302,806
31	\$2,270	09-09-15-200-064	401	3/12/2021	\$ 420,000	37	\$ 1,500	\$ 108,629	\$ 84,000	\$ 464,184	\$ 108,629	\$ 92,837	\$ (8,837)	High	\$ 251,988	\$ 311,371
31	\$2,214	09-09-10-300-049	401	3/5/2021	\$ 476,000	43	\$ 1,500	\$ 106,286	\$ 95,200	\$ 538,276	\$ 106,286	\$ 107,655	\$ (12,455)	High	\$ 306,159	\$ 369,714
31	\$1,345	09-09-11-305-035	401	3/5/2021	\$ 390,000	58	\$ 1,500	\$ 96,387	\$ 78,000	\$ 464,333	\$ 96,387	\$ 92,867	\$ (14,867)	High	\$ 260,770	\$ 293,613
31	\$1,392	09-09-16-100-033	401	3/5/2021	\$ 487,300	70	\$ 1,500	\$ 106,370	\$ 97,460	\$ 510,480	\$ 106,370	\$ 102,096	\$ (4,636)	High	\$ 286,400	\$ 380,930
31	\$1,236	09-09-10-302-028	401	2/18/2021	\$ 457,450	74	\$ 1,500	\$ 98,777	\$ 91,490	\$ 525,576	\$ 98,777	\$ 105,115	\$ (13,625)	High	\$ 302,480	\$ 358,673
31	\$1,145	09-09-11-400-002	401	2/10/2021	\$ 355,000	62	\$ 1,500	\$ 93,785	\$ 71,000	\$ 439,542	\$ 93,785	\$ 87,908	\$ (16,908)	High	\$ 245,004	\$ 261,215
31	\$1,913	09-09-10-305-004	401	2/1/2021	\$ 440,000	46	\$ 1,500	\$ 124,763	\$ 88,000	\$ 600,778	\$ 124,763	\$ 120,156	\$ (32,156)	High	\$ 337,360	\$ 315,237
31	\$1,500	09-09-16-300-028	401	1/22/2021	\$ 540,000	72	\$ 1,500	\$ 109,569	\$ 108,000	\$ 647,290	\$ 109,569	\$ 129,458	\$ (21,458)	High	\$ 381,092	\$ 430,431



ECF TABLE	New Land \$ FF	PARCEL NUMBER	CLASS	LAST SALE	SALE PRICE	LAND FF	LAND \$ FF	LAND VALUE	LV 20% SP	MARKET VALUE	LAND VALUE	LV % MV	DIF LVSP V LVMV	LV High or Low?	BLDG BASE VAL	BLDG RSIDL SALE
32	\$883	09-09-21-207-009	401	4/21/2023	\$ 295,900	67	\$ 1,300	\$ 78,515	\$ 59,180	\$ 225,235	\$ 78,515	\$ 45,047	\$ 14,133	Low	\$ 62,594	\$ 217,385
32	\$652	09-09-16-300-006	401	1/13/2023	\$ 290,000	89	\$ 1,300	\$ 96,215	\$ 58,000	\$ 380,355	\$ 96,215	\$ 76,071	\$ (18,071)	High	\$ 121,220	\$ 193,785
32	\$1,115	09-09-21-201-006	401	1/13/2023	\$ 290,000	52	\$ 1,300	\$ 72,949	\$ 58,000	\$ 286,133	\$ 72,949	\$ 57,227	\$ 773	Low	\$ 90,949	\$ 217,051
32	\$881	09-09-21-207-012	401	11/29/2022	\$ 260,000	59	\$ 1,300	\$ 75,766	\$ 52,000	\$ 252,426	\$ 75,766	\$ 50,485	\$ 1,515	Low	\$ 75,367	\$ 184,234
32	\$1,385	09-09-16-300-018	401	11/10/2022	\$ 540,000	78	\$ 1,300	\$ 79,150	\$ 108,000	\$ 479,271	\$ 79,150	\$ 95,854	\$ 12,146	Low	\$ 170,700	\$ 460,850
32	\$1,380	09-09-21-201-005	401	9/2/2022	\$ 345,000	50	\$ 1,300	\$ 73,848	\$ 69,000	\$ 325,910	\$ 73,848	\$ 65,182	\$ 3,818	Low	\$ 107,535	\$ 271,152
32	\$1,113	09-09-21-200-014	401	6/27/2022	\$ 256,000	46	\$ 1,300	\$ 73,643	\$ 51,200	\$ 282,341	\$ 73,643	\$ 56,468	\$ (5,268)	High	\$ 89,035	\$ 182,357
32	\$1,341	09-09-21-207-002	401	6/24/2022	\$ 342,000	51	\$ 1,300	\$ 73,419	\$ 68,400	\$ 281,751	\$ 73,419	\$ 56,350	\$ 12,050	Low	\$ 88,879	\$ 268,581
32	\$1,087	09-09-21-207-013	401	5/11/2022	\$ 299,000	55	\$ 1,300	\$ 71,679	\$ 59,800	\$ 273,202	\$ 71,679	\$ 54,640	\$ 5,160	Low	\$ 85,974	\$ 227,321
32	\$895	09-09-16-300-017	401	3/28/2022	\$ 371,268	83	\$ 1,300	\$ 81,773	\$ 74,254	\$ 247,102	\$ 81,773	\$ 49,420	\$ 24,833	Low	\$ 70,533	\$ 289,495
32	\$1,237	09-09-21-207-007	401	2/11/2022	\$ 365,000	59	\$ 1,300	\$ 89,101	\$ 73,000	\$ 340,087	\$ 89,101	\$ 68,017	\$ 4,983	Low	\$ 107,076	\$ 275,899
32	\$1,214	09-09-16-300-009	401	12/14/2021	\$ 340,000	56	\$ 1,300	\$ 72,469	\$ 68,000	\$ 346,194	\$ 72,469	\$ 69,239	\$ (1,239)	High	\$ 116,777	\$ 267,531
32	\$1,047	09-09-21-200-016	401	9/7/2021	\$ 267,000	51	\$ 1,300	\$ 78,615	\$ 53,400	\$ 269,824	\$ 78,615	\$ 53,965	\$ (565)	High	\$ 81,574	\$ 188,385
32	\$1,300	09-09-21-200-007	401	8/16/2021	\$ 325,000	50	\$ 1,300	\$ 75,346	\$ 65,000	\$ 291,156	\$ 75,346	\$ 58,231	\$ 6,769	Low	\$ 92,069	\$ 249,654
32	\$701	09-09-21-201-008	401	6/15/2021	\$ 270,000	77	\$ 1,300	\$ 74,519	\$ 54,000	\$ 278,585	\$ 74,519	\$ 55,717	\$ (1,717)	High	\$ 87,059	\$ 195,481
32	\$1,208	09-09-21-200-015	401	4/20/2021	\$ 290,000	48	\$ 1,300	\$ 76,301	\$ 58,000	\$ 277,292	\$ 76,301	\$ 55,458	\$ 2,542	Low	\$ 85,747	\$ 213,699
32	\$1,396	09-09-21-207-008	401	2/18/2021	\$ 467,500	67	\$ 1,300	\$ 77,916	\$ 93,500	\$ 696,495	\$ 77,916	\$ 139,299	\$ (45,799)	High	\$ 263,899	\$ 389,584
32	\$1,088	09-09-21-200-019	401	9/30/2020	\$ 277,500	51	\$ 1,300	\$ 76,282	\$ 55,500	\$ 274,788	\$ 76,282	\$ 54,958	\$ 542	Low	\$ 84,687	\$ 201,218
32	\$1,191	09-09-21-207-021	401	5/15/2020	\$ 327,500	55	\$ 1,300	\$ 75,101	\$ 65,500	\$ 313,500	\$ 75,101	\$ 62,700	\$ 2,800	Low	\$ 101,706	\$ 252,399
32																
32	\$1,111	AVERAGE														
32	\$1,115	MEDIAN														
32	222.9579187	STNDRD DEV														
32	\$1,160	AVERAGE														
32																
32	\$	1,100	2024 LV													

ECFTABLE	New Land \$ FF	LV % SP	PARCEL NUMBER	CLASS	LAST SALE	SALE PRICE	LAND FF	LAND \$ FF	LAND VALUE	LV 20% SP	MARKET VALUE	LAND VALUE	LV % MV	DIF LVSP V LVMV	LV High or Low?	BLDG BASE VAL	BLDG RSDL SALE
33	\$169,000	17%	09-09-10-402-012	401	5/23/2023	\$ 845,000	0 \$	-	\$ 140,000	\$ 169,000	\$ 1,016,663	\$ 140,000	\$ 203,333	\$ (34,333)	High	\$ 514,172	\$ 705,000
33	\$108,000	26%	09-09-10-402-080	401	4/7/2023	\$ 540,000	0 \$	-	\$ 140,000	\$ 108,000	\$ 800,016	\$ 140,000	\$ 160,003	\$ (52,003)	High	\$ 387,106	\$ 400,000
33	\$125,235	22%	09-09-10-402-095	401	3/28/2023	\$ 626,175	0 \$	-	\$ 140,000	\$ 125,235	\$ 567,037	\$ 140,000	\$ 113,407	\$ 11,828	Low	\$ 250,462	\$ 486,175
33	\$124,999	22%	09-09-10-402-092	401	3/24/2023	\$ 624,995	0 \$	-	\$ 140,000	\$ 124,999	\$ 572,775	\$ 140,000	\$ 114,555	\$ 10,444	Low	\$ 253,827	\$ 484,995
33	\$114,999	24%	09-09-10-402-094	401	3/21/2023	\$ 574,995	0 \$	-	\$ 140,000	\$ 114,999	\$ 522,603	\$ 140,000	\$ 104,521	\$ 10,478	Low	\$ 224,401	\$ 434,995
33	\$119,999	23%	09-09-10-402-084	401	3/19/2023	\$ 599,995	0 \$	-	\$ 140,000	\$ 119,999	\$ 463,534	\$ 140,000	\$ 92,707	\$ 27,292	Low	\$ 189,756	\$ 459,995
33	\$114,999	24%	09-09-10-402-093	401	3/13/2023	\$ 574,995	0 \$	-	\$ 140,000	\$ 114,999	\$ 564,459	\$ 140,000	\$ 112,892	\$ 2,107	Low	\$ 248,950	\$ 434,995
33	\$141,000	20%	09-09-10-402-054	401	2/28/2023	\$ 705,000	0 \$	-	\$ 140,000	\$ 141,000	\$ 663,878	\$ 140,000	\$ 132,776	\$ 8,224	Low	\$ 307,260	\$ 565,000
33	\$185,485	15%	09-09-10-402-055	401	2/16/2023	\$ 927,425	0 \$	-	\$ 140,000	\$ 185,485	\$ 751,559	\$ 140,000	\$ 150,312	\$ 35,173	Low	\$ 358,686	\$ 787,425
33	\$229,901	12%	09-09-10-402-051	401	2/10/2023	\$ 1,149,506	0 \$	-	\$ 140,000	\$ 229,901	\$ 721,280	\$ 140,000	\$ 144,256	\$ 85,645	Low	\$ 340,927	\$ 1,009,506
33	\$117,000	24%	09-09-10-402-081	401	1/30/2023	\$ 585,000	0 \$	-	\$ 140,000	\$ 117,000	\$ 845,328	\$ 140,000	\$ 169,066	\$ (52,066)	High	\$ 413,682	\$ 445,000
33	\$163,824	17%	09-09-10-402-052	401	1/24/2023	\$ 819,119	0 \$	-	\$ 140,000	\$ 163,824	\$ 651,476	\$ 140,000	\$ 130,295	\$ 33,529	Low	\$ 299,986	\$ 679,119
33	\$146,943	19%	09-09-10-402-053	401	1/9/2023	\$ 734,717	0 \$	-	\$ 140,000	\$ 146,943	\$ 653,596	\$ 140,000	\$ 130,719	\$ 16,224	Low	\$ 301,229	\$ 594,717
33	\$170,000	16%	09-09-10-402-114	401	12/16/2022	\$ 850,000	0 \$	-	\$ 140,000	\$ 170,000	\$ 954,281	\$ 140,000	\$ 190,856	\$ (20,856)	High	\$ 477,584	\$ 710,000
33	\$293,746	10%	09-09-10-402-058	401	11/30/2022	\$ 1,468,732	0 \$	-	\$ 140,000	\$ 293,746	\$ 1,277,550	\$ 140,000	\$ 255,510	\$ 38,236	Low	\$ 667,185	\$ 1,328,732
33	\$195,482	14%	09-09-10-402-056	401	10/21/2022	\$ 977,412	0 \$	-	\$ 140,000	\$ 195,482	\$ 1,052,758	\$ 140,000	\$ 210,552	\$ (15,069)	High	\$ 535,342	\$ 837,412
33	\$159,969	18%	09-09-10-402-057	401	10/20/2022	\$ 799,846	0 \$	-	\$ 140,000	\$ 159,969	\$ 851,138	\$ 140,000	\$ 170,228	\$ (10,258)	High	\$ 417,090	\$ 659,846
33	\$130,000	22%	09-09-10-402-120	401	10/10/2022	\$ 650,000	0 \$	-	\$ 140,000	\$ 130,000	\$ 803,930	\$ 140,000	\$ 160,786	\$ (30,786)	High	\$ 389,402	\$ 510,000
33	\$147,445	19%	09-09-10-402-122	401	9/29/2022	\$ 737,223	0 \$	-	\$ 140,000	\$ 147,445	\$ 775,815	\$ 140,000	\$ 155,163	\$ (7,718)	High	\$ 372,912	\$ 597,223
33	\$139,999	20%	09-09-10-402-121	401	9/23/2022	\$ 699,995	0 \$	-	\$ 140,000	\$ 139,999	\$ 779,455	\$ 140,000	\$ 155,891	\$ (15,892)	High	\$ 375,047	\$ 559,995
33	\$162,130	17%	09-09-10-402-123	401	9/15/2022	\$ 810,650	0 \$	-	\$ 140,000	\$ 162,130	\$ 866,011	\$ 140,000	\$ 173,202	\$ (11,072)	High	\$ 425,813	\$ 670,650
33	\$142,873	20%	09-09-10-402-119	401	9/7/2022	\$ 714,367	0 \$	-	\$ 140,000	\$ 142,873	\$ 763,503	\$ 140,000	\$ 152,701	\$ (9,827)	High	\$ 365,691	\$ 574,367
33	\$183,074	15%	09-09-10-402-060	401	8/11/2022	\$ 915,370	0 \$	-	\$ 140,000	\$ 183,074	\$ 925,183	\$ 140,000	\$ 185,037	\$ (1,963)	High	\$ 460,518	\$ 775,370
33	\$174,232	16%	09-09-10-402-059	401	7/29/2022	\$ 871,162	0 \$	-	\$ 140,000	\$ 174,232	\$ 914,711	\$ 140,000	\$ 182,942	\$ (8,710)	High	\$ 454,376	\$ 731,162
33	\$167,000	17%	09-09-10-402-118	401	7/20/2022	\$ 835,000	0 \$	-	\$ 140,000	\$ 167,000	\$ 821,240	\$ 140,000	\$ 164,248	\$ 2,752	Low	\$ 399,554	\$ 695,000
33	\$134,383	21%	09-09-10-402-117	401	7/11/2022	\$ 671,914	0 \$	-	\$ 140,000	\$ 134,383	\$ 799,985	\$ 140,000	\$ 159,997	\$ (25,614)	High	\$ 387,088	\$ 531,914
33	\$130,550	21%	09-09-10-402-116	401	6/30/2022	\$ 652,752	0 \$	-	\$ 140,000	\$ 130,550	\$ 818,402	\$ 140,000	\$ 163,680	\$ (33,130)	High	\$ 397,890	\$ 512,752
33	\$159,731	18%	09-09-10-402-115	401	6/27/2022	\$ 798,656	0 \$	-	\$ 140,000	\$ 159,731	\$ 819,811	\$ 140,000	\$ 163,962	\$ (4,231)	High	\$ 398,716	\$ 658,656
33	\$130,735	21%	09-09-10-402-113	401	5/24/2022	\$ 653,674	0 \$	-	\$ 140,000	\$ 130,735	\$ 744,753	\$ 140,000	\$ 148,951	\$ (18,216)	High	\$ 354,694	\$ 513,674
33	\$165,020	17%	09-09-10-402-144	401	4/29/2022	\$ 825,100	0 \$	-	\$ 140,000	\$ 165,020	\$ 904,237	\$ 140,000	\$ 180,847	\$ (15,827)	High	\$ 448,233	\$ 685,100
33	\$135,519	21%	09-09-10-402-112	401	4/28/2022	\$ 677,593	0 \$	-	\$ 140,000	\$ 135,519	\$ 848,900	\$ 140,000	\$ 169,780	\$ (34,261)	High	\$ 415,777	\$ 537,593
33	\$193,094	15%	09-09-10-402-111	401	4/22/2022	\$ 965,471	0 \$	-	\$ 140,000	\$ 193,094	\$ 991,090	\$ 140,000	\$ 198,218	\$ (5,124)	High	\$ 499,173	\$ 825,471
33	\$150,000	19%	09-09-10-402-143	401	4/18/2022	\$ 750,000	0 \$	-	\$ 140,000	\$ 150,000	\$ 827,594	\$ 140,000	\$ 165,519	\$ (15,519)	High	\$ 403,281	\$ 610,000
33	\$144,399	19%	09-09-10-402-142	401	2/18/2022	\$ 721,994	0 \$	-	\$ 140,000	\$ 144,399	\$ 823,824	\$ 140,000	\$ 164,765	\$ (20,366)	High	\$ 401,070	\$ 581,994
33	\$135,999	21%	09-09-10-402-140	401	1/28/2022	\$ 679,995	0 \$	-	\$ 140,000	\$ 135,999	\$ 872,003	\$ 140,000	\$ 174,401	\$ (38,402)	High	\$ 429,327	\$ 539,995
33	\$124,023	23%	09-09-10-402-141	401	1/20/2022	\$ 620,117	0 \$	-	\$ 140,000	\$ 124,023	\$ 745,019	\$ 140,000	\$ 149,004	\$ (24,980)	High	\$ 354,850	\$ 480,117
33	\$149,996	19%	09-09-10-402-138	401	1/13/2022	\$ 749,981	0 \$	-	\$ 140,000	\$ 149,996	\$ 934,421	\$ 140,000	\$ 186,884	\$ (36,888)	High	\$ 465,936	\$ 609,981
33	\$123,000	23%	09-09-10-402-159	401	12/16/2021	\$ 615,000	0 \$	-	\$ 140,000	\$ 123,000	\$ 794,676	\$ 140,000	\$ 158,935	\$ (35,935)	High	\$ 383,974	\$ 475,000
33	\$138,504	20%	09-09-10-402-108	401	11/23/2021	\$ 692,519	0 \$	-	\$ 140,000	\$ 138,504	\$ 834,491	\$ 140,000	\$ 166,898	\$ (28,394)	High	\$ 407,326	\$ 552,519
33	\$186,104	15%	09-09-10-402-110	401	11/12/2021	\$ 930,518	0 \$	-	\$ 140,000	\$ 186,104	\$ 1,178,706	\$ 140,000	\$ 235,741	\$ (49,638)	High	\$ 609,212	\$ 790,518
33	\$131,490	21%	09-09-10-402-109	401	10/27/2021	\$ 657,452	0 \$	-	\$ 140,000	\$ 131,490	\$ 790,002	\$ 140,000	\$ 158,000	\$ (26,510)	High	\$ 381,233	\$ 517,452
33	\$163,021	17%	09-09-10-402-107	401	10/26/2021	\$ 815,106	0 \$	-	\$ 140,000	\$ 163,021	\$ 1,006,120	\$ 140,000	\$ 201,224	\$ (38,203)	High	\$ 507,988	\$ 675,106
33	\$144,858	19%	09-09-10-402-104	401	10/14/2021	\$ 724,289	0 \$	-	\$ 140,000	\$ 144,858	\$ 876,599	\$ 140,000	\$ 175,320	\$ (30,462)	High	\$ 432,023	\$ 584,289
33	\$117,000		09-09-10-402-007	401	9/24/2021	\$ 585,000	0 \$	-	\$ 140,000	\$ 117,000	\$ 805,789	\$ 140,000	\$ 161,158	\$ (44,158)	High	\$ 390,492	\$ 445,000
33	\$128,999		09-09-10-402-103	401	9/21/2021	\$ 644,995	0 \$	-	\$ 140,000	\$ 128,999	\$ 805,281	\$ 140,000	\$ 161,056	\$ (32,057)	High	\$ 390,194	\$ 504,995
33	\$126,000		09-09-10-402-039	401	9/10/2021	\$ 630,000	0 \$	-	\$ 140,000	\$ 126,000	\$ 885,085	\$ 140,000	\$ 177,017	\$ (51,017)	High	\$ 437,000	\$ 490,000
33	\$167,760		09-09-10-402-106	401	9/10/2021	\$ 838,801	0 \$	-	\$ 140,000	\$ 167,760	\$ 1,031,826	\$ 140,000	\$ 206,365	\$ (38,605)	High	\$ 523,065	\$ 698,801
33	\$120,000		09-09-10-402-134	401	9/1/2021	\$ 600,000	0 \$	-	\$ 140,000	\$ 120,000	\$ 783,044	\$ 140,000	\$ 156,609	\$ (36,609)	High	\$ 377,152	\$ 460,000

33	\$146,215	09-09-10-402-105	401	8/30/2021	\$	731,074	0	\$	-	\$	140,000	\$	146,215	\$	844,821	\$	140,000	\$	168,964	\$	(22,749)	High	\$	413,385	\$	591,074
33	\$120,000	09-09-10-402-014	401	8/24/2021	\$	600,000	0	\$	-	\$	140,000	\$	120,000	\$	856,734	\$	140,000	\$	171,347	\$	(51,347)	High	\$	420,372	\$	460,000
33	\$142,688	09-09-10-402-102	401	8/19/2021	\$	713,442	0	\$	-	\$	140,000	\$	142,688	\$	875,256	\$	140,000	\$	175,051	\$	(32,363)	High	\$	431,235	\$	573,442
33	\$147,559	09-09-10-402-133	401	7/22/2021	\$	737,797	0	\$	-	\$	140,000	\$	147,559	\$	899,919	\$	140,000	\$	179,984	\$	(32,424)	High	\$	445,700	\$	597,797
33	\$138,000	09-09-10-402-137	401	7/16/2021	\$	690,000	0	\$	-	\$	140,000	\$	138,000	\$	859,280	\$	140,000	\$	171,856	\$	(33,856)	High	\$	421,865	\$	550,000
33	\$124,999	09-09-10-402-136	401	7/12/2021	\$	624,995	0	\$	-	\$	140,000	\$	124,999	\$	754,337	\$	140,000	\$	150,867	\$	(25,868)	High	\$	360,315	\$	484,995
33	\$129,200	09-09-10-402-150	401	7/9/2021	\$	646,000	0	\$	-	\$	140,000	\$	129,200	\$	768,291	\$	140,000	\$	153,658	\$	(24,458)	High	\$	368,499	\$	506,000
33	\$123,237	09-09-10-402-135	401	6/25/2021	\$	616,183	0	\$	-	\$	140,000	\$	123,237	\$	774,983	\$	140,000	\$	154,997	\$	(31,760)	High	\$	372,424	\$	476,183
33	\$132,000	09-09-10-402-030	401	6/14/2021	\$	660,000	0	\$	-	\$	140,000	\$	132,000	\$	779,457	\$	140,000	\$	155,891	\$	(23,891)	High	\$	375,048	\$	520,000
33	\$117,999	09-09-10-402-047	401	5/25/2021	\$	589,995	0	\$	-	\$	140,000	\$	117,999	\$	758,646	\$	140,000	\$	151,729	\$	(33,730)	High	\$	362,842	\$	449,995
33	\$135,000	09-09-10-402-149	401	4/28/2021	\$	675,000	0	\$	-	\$	140,000	\$	135,000	\$	878,123	\$	140,000	\$	175,625	\$	(40,625)	High	\$	432,917	\$	535,000
33	\$112,999	09-09-10-402-151	401	4/22/2021	\$	564,995	0	\$	-	\$	140,000	\$	112,999	\$	773,622	\$	140,000	\$	154,724	\$	(41,725)	High	\$	371,626	\$	424,995
33	\$117,999	09-09-10-402-048	401	4/21/2021	\$	589,995	0	\$	-	\$	140,000	\$	117,999	\$	809,903	\$	140,000	\$	161,981	\$	(43,982)	High	\$	392,905	\$	449,995
33	\$135,364	09-09-10-402-152	401	4/8/2021	\$	676,818	0	\$	-	\$	140,000	\$	135,364	\$	772,707	\$	140,000	\$	154,541	\$	(19,178)	High	\$	371,089	\$	536,818
33	\$116,000	09-09-10-402-203	401	4/6/2021	\$	580,000	0	\$	-	\$	140,000	\$	116,000	\$	892,060	\$	140,000	\$	178,412	\$	(62,412)	High	\$	441,091	\$	440,000
33	\$216,668	09-09-10-402-050	401	3/26/2021	\$	1,083,341	0	\$	-	\$	140,000	\$	216,668	\$	1,100,164	\$	140,000	\$	220,033	\$	(3,365)	High	\$	563,146	\$	943,341
33	\$123,571	09-09-10-402-049	401	2/25/2021	\$	617,853	0	\$	-	\$	140,000	\$	123,571	\$	799,451	\$	140,000	\$	159,890	\$	(36,320)	High	\$	386,775	\$	477,853
33	\$108,000	09-09-10-402-155	401	2/17/2021	\$	540,000	0	\$	-	\$	140,000	\$	108,000	\$	891,704	\$	140,000	\$	178,341	\$	(70,341)	High	\$	440,882	\$	400,000
33	\$150,687	09-09-10-402-046	401	2/12/2021	\$	753,436	0	\$	-	\$	140,000	\$	150,687	\$	882,582	\$	140,000	\$	176,516	\$	(25,829)	High	\$	435,532	\$	613,436
33	\$111,800	09-09-10-402-154	401	1/22/2021	\$	559,000	0	\$	-	\$	140,000	\$	111,800	\$	918,460	\$	140,000	\$	183,692	\$	(71,892)	High	\$	456,575	\$	419,000
33	\$135,563	09-09-10-402-156	401	1/22/2021	\$	677,813	0	\$	-	\$	140,000	\$	135,563	\$	937,016	\$	140,000	\$	187,403	\$	(51,841)	High	\$	467,458	\$	537,813
33	\$121,480	09-09-10-402-042	401	1/13/2021	\$	607,402	0	\$	-	\$	140,000	\$	121,480	\$	874,168	\$	140,000	\$	174,834	\$	(53,353)	High	\$	430,597	\$	467,402
33	\$138,500	09-09-10-402-153	401	1/13/2021	\$	692,500	0	\$	-	\$	140,000	\$	138,500	\$	1,004,993	\$	140,000	\$	200,999	\$	(62,499)	High	\$	507,327	\$	552,500
33	\$148,144	09-09-10-402-043	401	12/22/2020	\$	740,720	0	\$	-	\$	140,000	\$	148,144	\$	944,175	\$	140,000	\$	188,835	\$	(40,691)	High	\$	471,657	\$	600,720
33	\$120,000	09-09-10-402-044	401	12/11/2020	\$	600,000	0	\$	-	\$	140,000	\$	120,000	\$	881,460	\$	140,000	\$	176,292	\$	(56,292)	High	\$	434,874	\$	460,000
33	\$145,767	09-09-10-402-045	401	11/25/2020	\$	728,833	0	\$	-	\$	140,000	\$	145,767	\$	960,304	\$	140,000	\$	192,061	\$	(46,294)	High	\$	481,117	\$	588,833
33	\$118,628	09-09-10-402-033	401	11/20/2020	\$	593,142	0	\$	-	\$	140,000	\$	118,628	\$	748,619	\$	140,000	\$	149,724	\$	(31,095)	High	\$	356,961	\$	453,142
33	\$163,390	09-09-10-402-041	401	11/20/2020	\$	816,952	0	\$	-	\$	140,000	\$	163,390	\$	1,010,505	\$	140,000	\$	202,101	\$	(38,711)	High	\$	510,560	\$	676,952
33	\$120,951	09-09-10-402-038	401	10/27/2020	\$	604,753	0	\$	-	\$	140,000	\$	120,951	\$	939,584	\$	140,000	\$	187,917	\$	(66,966)	High	\$	468,964	\$	464,753
33	\$145,089	09-09-10-402-040	401	10/16/2020	\$	725,447	0	\$	-	\$	140,000	\$	145,089	\$	933,795	\$	140,000	\$	186,759	\$	(41,670)	High	\$	465,569	\$	585,447
33	\$140,652	09-09-10-402-037	401	10/13/2020	\$	703,258	0	\$	-	\$	140,000	\$	140,652	\$	1,041,899	\$	140,000	\$	208,380	\$	(67,728)	High	\$	528,973	\$	563,258
33	\$138,283	09-09-10-402-036	401	10/8/2020	\$	691,415	0	\$	-	\$	140,000	\$	138,283	\$	1,016,933	\$	140,000	\$	203,387	\$	(65,104)	High	\$	514,330	\$	551,415
33	\$112,999	09-09-10-402-034	401	10/7/2020	\$	564,995	0	\$	-	\$	140,000	\$	112,999	\$	748,619	\$	140,000	\$	149,724	\$	(36,725)	High	\$	356,961	\$	424,995
33	\$153,448	09-09-10-402-146	401	10/2/2020	\$	767,239	0	\$	-	\$	140,000	\$	153,448	\$	938,056	\$	140,000	\$	187,611	\$	(34,163)	High	\$	468,068	\$	627,239
33	\$139,110	09-09-10-402-145	401	9/22/2020	\$	695,551	0	\$	-	\$	140,000	\$	139,110	\$	944,230	\$	140,000	\$	188,846	\$	(49,736)	High	\$	471,689	\$	555,551
33	\$124,172	09-09-10-402-147	401	9/17/2020	\$	620,861	0	\$	-	\$	140,000	\$	124,172	\$	964,799	\$	140,000	\$	192,960	\$	(68,788)	High	\$	483,753	\$	480,861
33	\$158,602	09-09-10-402-148	401	9/1/2020	\$	793,012	0	\$	-	\$	140,000	\$	158,602	\$	1,014,967	\$	140,000	\$	202,993	\$	(44,391)	High	\$	513,177	\$	653,012
33	\$104,000	09-09-10-402-158	401	8/28/2020	\$	520,000	0	\$	-	\$	140,000	\$	104,000	\$	738,697	\$	140,000	\$	147,739	\$	(43,739)	High	\$	351,142	\$	380,000
33	\$138,807	09-09-10-402-035	401	8/10/2020	\$	694,033	0	\$	-	\$	140,000	\$	138,807	\$	874,043	\$	140,000	\$	174,809	\$	(36,002)	High	\$	430,524	\$	554,033
33	\$161,454	09-09-10-402-032	401	8/4/2020	\$	807,271	0	\$	-	\$	140,000	\$	161,454	\$	985,467	\$	140,000	\$	197,093	\$	(35,639)	High	\$	495,875	\$	667,271
33	\$140,576	09-09-10-402-160	401	7/28/2020	\$	702,878	0	\$	-	\$	140,000	\$	140,576	\$	1,001,153	\$	140,000	\$	200,231	\$	(59,655)	High	\$	505,075	\$	562,878
33	\$144,791	09-09-10-402-157	401	7/14/2020	\$	723,956	0	\$	-	\$	140,000	\$	144,791	\$	988,014	\$	140,000	\$	197,603	\$	(52,812)	High	\$	497,369	\$	583,956
33	\$114,963	09-09-10-402-162	401	6/22/2020	\$	574,813	0	\$	-	\$	140,000	\$	114,963	\$	867,882	\$	140,000	\$	173,576	\$	(58,614)	High	\$	426,910	\$	434,813
33	\$129,250	09-09-10-402-029	401	2/6/2020	\$	646,249	0	\$	-	\$	140,000	\$	129,250	\$	931,814	\$	140,000	\$	186,363	\$	(57,113)	High	\$	464,407	\$	506,249
33	\$135,370	09-09-10-402-165	401	1/31/2020	\$	676,850	0	\$	-	\$	140,000	\$	135,370	\$	945,016	\$	140,000	\$	189,003	\$	(53,633)	High	\$	472,150	\$	536,850
33	\$186,558	09-09-10-402-031	401	1/21/2020	\$	932,791	0	\$	-	\$	140,000	\$	186,558	\$	1,220,331	\$	140,000	\$	244,066	\$	(57,508)	High	\$	633,625	\$	792,791


33

33

33 \$ 143,171 AVERAGE

33 \$ 138,392 MEDIAN

\$ 140,000 2024 LV





ECFTABLE New Land \$ FF

34 \$906  
 34 \$1,123  
 34 \$1,344  
 34 \$913  
 34 \$1,575  
 34 \$1,749  
 34 \$830  
 34 \$1,141  
 34 \$885  
 34 \$1,126  
 34 \$1,234  
 34 \$875  
 34  
 34 \$1,142 AVERAGE  
 34 \$1,124 MEDIAN  
 34 293.6569 STNDRD DEV  
 34 \$1,038 AVERAGE  
 34  
 34  
 34 \$ 1,200 2024 LV

PARCEL NUMBER	CLASS	LAST SALE	SALE PRICE	LAND FF	LAND \$ FF	LAND VALUE	LV 20% SP	MARKET VALUE	LAND VALUE	LV % MV	DIF LVSP V LVMV	LV High or Low?	BLDG BASE VAL	BLDG RSDL SALE
09-09-15-206-012	401	4/24/2023	\$ 435,000	96	\$ 1,200	\$ 108,809	\$ 87,000	\$ 458,367	\$ 108,809	\$ 91,673	\$ (4,673)	High	\$ 172,281	\$ 326,191
09-09-15-205-026	401	4/17/2023	\$ 544,500	97	\$ 1,200	\$ 110,187	\$ 108,900	\$ 521,108	\$ 110,187	\$ 104,222	\$ 4,678	Low	\$ 202,524	\$ 434,313
09-09-15-200-011	401	3/30/2023	\$ 658,600	98	\$ 1,200	\$ 111,153	\$ 131,720	\$ 624,664	\$ 111,153	\$ 124,933	\$ 6,787	Low	\$ 253,086	\$ 547,447
09-09-15-205-029	401	10/14/2022	\$ 420,000	92	\$ 1,200	\$ 110,439	\$ 84,000	\$ 601,293	\$ 110,439	\$ 120,259	\$ (36,259)	High	\$ 241,919	\$ 309,561
09-09-15-103-010	401	8/16/2022	\$ 685,000	87	\$ 1,200	\$ 119,870	\$ 137,000	\$ 993,417	\$ 119,870	\$ 198,683	\$ (61,683)	High	\$ 430,531	\$ 565,130
09-09-15-200-014	401	3/18/2022	\$ 656,000	75	\$ 1,200	\$ 102,109	\$ 131,200	\$ 687,587	\$ 102,109	\$ 137,517	\$ (6,317)	High	\$ 288,555	\$ 553,891
09-09-15-205-018	401	6/30/2021	\$ 415,000	100	\$ 1,200	\$ 115,140	\$ 83,000	\$ 469,533	\$ 115,140	\$ 93,907	\$ (10,907)	High	\$ 174,664	\$ 299,860
09-09-15-205-030	401	4/8/2021	\$ 525,000	92	\$ 1,200	\$ 109,011	\$ 105,000	\$ 592,039	\$ 109,011	\$ 118,408	\$ (13,408)	High	\$ 238,062	\$ 415,989
09-09-15-206-017	401	6/24/2020	\$ 425,000	96	\$ 1,200	\$ 116,633	\$ 85,000	\$ 543,878	\$ 116,633	\$ 108,776	\$ (23,776)	High	\$ 210,569	\$ 308,367
09-09-15-206-032	401	5/15/2020	\$ 411,000	73	\$ 1,200	\$ 101,841	\$ 82,200	\$ 526,405	\$ 101,841	\$ 105,281	\$ (23,081)	High	\$ 209,248	\$ 309,159
09-09-15-103-004	401	5/6/2020	\$ 765,000	124	\$ 1,200	\$ 135,106	\$ 153,000	\$ 956,841	\$ 135,106	\$ 191,368	\$ (38,368)	High	\$ 404,995	\$ 629,894
09-09-15-205-011	401	3/3/2020	\$ 419,900	96	\$ 1,200	\$ 109,618	\$ 83,980	\$ 528,079	\$ 109,618	\$ 105,616	\$ (21,636)	High	\$ 206,240	\$ 310,282

ECFTABLE	New Land \$ FF
35	\$87,300
35	\$81,563
35	\$72,248
35	\$73,125
35	\$78,953
35	\$78,750
35	\$67,950
35	\$68,625
35	\$76,500
35	
35	\$ 76,113 AVERAGE
35	\$ 76,500 MEDIAN
35	
35	\$ 76,000 2024 LV

PARCEL NUMBER	CLASS	LAST SALE	SALE PRICE	LAND FF	LAND \$ FF	LAND VALUE	LV % SP	MARKET VALUE	LAND VALUE	LV % MV	DIF LVSP V LVMV	LV High or Low?	BLDG BASE	BLDG RSDL SALE
09-09-15-101-081	401	6/28/2022	\$ 388,000	0	\$ -	\$ 76,000	\$ 87,300	\$ 357,447	\$ 76,000	\$ 71,489	\$ 15,811	Low	\$ 142,939	\$ 312,000
09-09-15-101-087	401	4/13/2022	\$ 362,500	0	\$ -	\$ 76,000	\$ 81,563	\$ 347,407	\$ 76,000	\$ 69,481	\$ 12,081	Low	\$ 137,840	\$ 286,500
09-09-15-101-007	401	10/8/2021	\$ 321,100	0	\$ -	\$ 76,000	\$ 72,248	\$ 386,785	\$ 76,000	\$ 77,357	\$ (5,110)	High	\$ 157,839	\$ 245,100
09-09-15-101-016	401	9/30/2021	\$ 325,000	0	\$ -	\$ 76,000	\$ 73,125	\$ 357,447	\$ 76,000	\$ 71,489	\$ 1,636	Low	\$ 142,939	\$ 249,000
09-09-15-101-062	401	8/27/2021	\$ 350,900	0	\$ -	\$ 76,000	\$ 78,953	\$ 351,965	\$ 76,000	\$ 70,393	\$ 8,560	Low	\$ 140,155	\$ 274,900
09-09-15-101-021	401	6/21/2021	\$ 350,000	0	\$ -	\$ 76,000	\$ 78,750	\$ 356,017	\$ 76,000	\$ 71,203	\$ 7,547	Low	\$ 142,213	\$ 274,000
09-09-15-101-072	401	5/6/2021	\$ 302,000	0	\$ -	\$ 76,000	\$ 67,950	\$ 341,041	\$ 76,000	\$ 68,208	\$ (258)	High	\$ 134,607	\$ 226,000
09-09-15-101-078	401	11/10/2020	\$ 305,000	0	\$ -	\$ 76,000	\$ 68,625	\$ 388,171	\$ 76,000	\$ 77,634	\$ (9,009)	High	\$ 158,543	\$ 229,000
09-09-15-101-024	401	5/31/2020	\$ 340,000	0	\$ -	\$ 76,000	\$ 76,500	\$ 386,785	\$ 76,000	\$ 77,357	\$ (857)	High	\$ 157,839	\$ 264,000



ECFTABLE	New Land \$ FF	PARCEL NUMBER	CLASS	LAST SALE	SALE PRICE	LAND FF	LAND \$ FF	LAND VALUE	LV 20% SP	MARKET VALUE	LAND VALUE	LV % MV	DIF LVSP V LVMV	LV High or Low?	BLDG BASE VAL	BLDG RSDL SALE
37	\$1,118	09-09-15-403-014	401	5/31/2023	\$ 447,000	80	\$ 1,600	\$ 114,400	\$ 89,400	\$ 346,289	\$ 114,400	\$ 69,258	\$ 20,142	Low	\$ 128,827	\$ 332,600
37	\$1,292	09-09-15-403-010	401	5/3/2023	\$ 420,000	65	\$ 1,600	\$ 104,853	\$ 84,000	\$ 295,304	\$ 104,853	\$ 59,061	\$ 24,939	Low	\$ 105,806	\$ 315,147
37	\$1,027	09-09-15-406-028	401	5/1/2023	\$ 375,000	73	\$ 1,600	\$ 110,214	\$ 75,000	\$ 440,708	\$ 110,214	\$ 88,142	\$ (13,142)	High	\$ 183,608	\$ 264,786
37	\$2,150	09-09-15-100-045	401	4/24/2023	\$ 645,000	60	\$ 1,600	\$ 97,836	\$ 129,000	\$ 755,936	\$ 97,836	\$ 151,187	\$ (22,187)	High	\$ 365,611	\$ 547,164
37	\$1,456	09-09-15-405-016	401	8/31/2022	\$ 495,000	68	\$ 1,600	\$ 105,287	\$ 99,000	\$ 548,008	\$ 105,287	\$ 109,602	\$ (10,602)	High	\$ 245,956	\$ 389,713
37	\$1,460	09-09-15-401-011	401	8/4/2022	\$ 460,000	63	\$ 1,600	\$ 103,391	\$ 92,000	\$ 380,897	\$ 103,391	\$ 76,179	\$ 15,821	Low	\$ 154,170	\$ 356,609
37	\$1,114	09-09-15-402-015	401	7/13/2022	\$ 390,000	70	\$ 1,600	\$ 105,281	\$ 78,000	\$ 315,334	\$ 105,281	\$ 63,067	\$ 14,933	Low	\$ 116,696	\$ 284,719
37	\$1,921	09-09-14-300-003	401	7/8/2022	\$ 605,000	63	\$ 1,600	\$ 106,337	\$ 121,000	\$ 420,381	\$ 106,337	\$ 84,076	\$ 36,924	Low	\$ 174,469	\$ 498,663
37	\$1,034	09-09-14-300-006	401	6/28/2022	\$ 331,000	64	\$ 1,600	\$ 104,700	\$ 66,200	\$ 369,410	\$ 104,700	\$ 73,882	\$ (7,682)	High	\$ 147,061	\$ 226,300
37	\$1,269	09-09-15-404-005	401	6/13/2022	\$ 425,000	67	\$ 1,600	\$ 105,588	\$ 85,000	\$ 386,584	\$ 105,588	\$ 77,317	\$ 7,683	Low	\$ 156,109	\$ 319,412
37	\$1,325	09-09-15-406-006	401	6/13/2022	\$ 450,400	68	\$ 1,600	\$ 106,195	\$ 90,080	\$ 410,618	\$ 106,195	\$ 82,124	\$ 7,956	Low	\$ 169,124	\$ 344,205
37	\$1,553	09-09-14-300-005	401	6/10/2022	\$ 512,500	66	\$ 1,600	\$ 106,158	\$ 102,500	\$ 468,172	\$ 106,158	\$ 93,634	\$ 8,866	Low	\$ 201,119	\$ 406,342
37	\$857	09-09-15-407-001	401	5/20/2022	\$ 300,000	70	\$ 1,600	\$ 108,105	\$ 60,000	\$ 359,171	\$ 108,105	\$ 71,834	\$ (11,834)	High	\$ 139,481	\$ 191,895
37	\$1,106	09-09-15-402-018	401	2/21/2022	\$ 365,000	66	\$ 1,600	\$ 107,923	\$ 73,000	\$ 353,344	\$ 107,923	\$ 70,669	\$ 2,331	Low	\$ 136,345	\$ 257,077
37	\$1,124	09-09-15-405-010	401	12/30/2021	\$ 337,250	60	\$ 1,600	\$ 99,920	\$ 67,450	\$ 326,954	\$ 99,920	\$ 65,391	\$ 2,059	Low	\$ 126,130	\$ 237,330
37	\$1,459	09-09-15-405-023	401	12/6/2021	\$ 437,600	60	\$ 1,600	\$ 102,150	\$ 87,520	\$ 428,022	\$ 102,150	\$ 85,604	\$ 1,916	Low	\$ 181,040	\$ 335,450
37	\$1,641	09-09-15-405-028	401	10/29/2021	\$ 525,000	64	\$ 1,600	\$ 103,197	\$ 105,000	\$ 427,679	\$ 103,197	\$ 85,536	\$ 19,464	Low	\$ 180,268	\$ 421,803
37	\$1,200	09-09-15-408-024	401	10/20/2021	\$ 360,000	60	\$ 1,600	\$ 99,920	\$ 72,000	\$ 355,768	\$ 99,920	\$ 71,154	\$ 846	Low	\$ 142,138	\$ 260,080
37	\$1,314	09-09-15-405-042	401	10/8/2021	\$ 427,000	65	\$ 1,600	\$ 104,000	\$ 85,400	\$ 406,449	\$ 104,000	\$ 81,290	\$ 4,110	Low	\$ 168,027	\$ 323,000
37	\$946	09-09-15-406-010	401	9/27/2021	\$ 350,000	74	\$ 1,600	\$ 110,406	\$ 70,000	\$ 379,126	\$ 110,406	\$ 75,825	\$ (5,825)	High	\$ 149,289	\$ 239,594
37	\$1,182	09-09-15-408-041	401	9/17/2021	\$ 390,000	66	\$ 1,600	\$ 103,727	\$ 78,000	\$ 395,851	\$ 103,727	\$ 79,170	\$ (1,170)	High	\$ 162,291	\$ 286,273
37	\$1,216	09-09-15-406-022	401	9/15/2021	\$ 449,900	74	\$ 1,600	\$ 110,967	\$ 89,980	\$ 435,797	\$ 110,967	\$ 87,159	\$ 2,821	Low	\$ 180,461	\$ 338,933
37	\$1,209	09-09-15-404-004	401	9/1/2021	\$ 405,000	67	\$ 1,600	\$ 105,763	\$ 81,000	\$ 394,850	\$ 105,763	\$ 78,970	\$ 2,030	Low	\$ 160,604	\$ 299,237
37	\$1,161	09-09-15-408-042	401	8/30/2021	\$ 383,000	66	\$ 1,600	\$ 103,727	\$ 76,600	\$ 363,078	\$ 103,727	\$ 72,616	\$ 3,984	Low	\$ 144,084	\$ 279,273
37	\$1,097	09-09-15-403-023	401	8/11/2021	\$ 340,000	62	\$ 1,600	\$ 103,211	\$ 68,000	\$ 335,085	\$ 103,211	\$ 67,017	\$ 983	Low	\$ 128,819	\$ 236,789
37	\$1,086	09-09-15-401-027	401	4/15/2021	\$ 380,000	70	\$ 1,600	\$ 106,636	\$ 76,000	\$ 433,827	\$ 106,636	\$ 86,765	\$ (10,765)	High	\$ 181,773	\$ 273,364
37	\$1,563	09-09-15-100-047	401	3/19/2021	\$ 625,000	80	\$ 1,600	\$ 113,593	\$ 125,000	\$ 803,987	\$ 113,593	\$ 160,797	\$ (35,797)	High	\$ 383,552	\$ 511,407
37	\$967	09-09-15-408-025	401	11/24/2020	\$ 290,000	60	\$ 1,600	\$ 99,920	\$ 58,000	\$ 408,265	\$ 99,920	\$ 81,653	\$ (23,653)	High	\$ 171,303	\$ 190,080
37	\$1,077	09-09-14-300-004	401	11/6/2020	\$ 350,000	65	\$ 1,600	\$ 106,001	\$ 70,000	\$ 328,366	\$ 106,001	\$ 65,673	\$ 4,327	Low	\$ 123,536	\$ 243,999
37	\$1,063	09-09-15-405-030	401	9/2/2020	\$ 371,900	70	\$ 1,600	\$ 107,926	\$ 74,380	\$ 364,923	\$ 107,926	\$ 72,985	\$ 1,395	Low	\$ 142,776	\$ 263,974
37	\$954	09-09-15-405-033	401	8/7/2020	\$ 329,000	69	\$ 1,600	\$ 107,152	\$ 65,800	\$ 390,726	\$ 107,152	\$ 78,145	\$ (12,345)	High	\$ 157,541	\$ 221,848
37	\$1,286	09-09-15-406-020	401	8/3/2020	\$ 450,000	70	\$ 1,600	\$ 107,926	\$ 90,000	\$ 426,810	\$ 107,926	\$ 85,362	\$ 4,638	Low	\$ 179,158	\$ 342,074
37	\$713	09-09-15-402-012	401	1/24/2020	\$ 296,100	83	\$ 1,600	\$ 112,856	\$ 59,220	\$ 319,735	\$ 112,856	\$ 63,947	\$ (4,727)	High	\$ 114,933	\$ 183,244
37		09-09-15-406-012	401	12/27/2019	\$ 374,950	65	\$ 1,600	\$ 104,000		\$ 413,533	\$ 104,000				\$ 171,963	
37	\$1,241	AVERAGE		09-09-15-401-007	\$ 360,000	73	\$ 1,600	\$ 108,509		\$ 384,706	\$ 108,509				\$ 153,443	
37	\$1,182	MEDIAN		09-09-15-408-015	\$ 375,000	63	\$ 1,600	\$ 103,227		\$ 430,496	\$ 103,227				\$ 181,816	
37	292.9876701	STNDRD DEV		09-09-15-408-018	\$ 409,000	60	\$ 1,600	\$ 99,920		\$ 428,407	\$ 99,920				\$ 182,493	
37	\$1,184	AVERAGE		09-09-15-408-040	\$ 400,000	65	\$ 1,600	\$ 102,939		\$ 414,478	\$ 102,939				\$ 173,077	
37				09-09-15-408-022	\$ 425,000	70	\$ 1,600	\$ 107,926		\$ 476,604	\$ 107,926				\$ 204,821	
37	\$	1,200	2024 LV		09-09-15-100-036	401	2/22/2019	\$ 850,000		\$ 241,497	\$ 241,497				\$ -	

ECF TABLE	New Land \$ FF	PARCEL NUMBER	CLASS	LAST SALE	SALE PRICE	LAND FF	LAND \$ FF	LAND VALUE	LV 20% SP	MARKET VALUE	LAND VALUE	LV % MV	DIF LVSP V LVMV	LV High or Low?	BLDG BASE VAL	BLDG RSDL SALE
38	\$ 65,200	BARCLAY PARK	09-09-10-400-133	401	5/31/2023	\$ 326,000	0 \$ 1,900	\$ 63,000	\$ 65,200	\$ 223,767	\$ 63,000	\$ 44,753	\$ 20,447	Low	\$ 146,152	\$ 263,000
38	\$ 86,200	BARCLAY PARK	09-09-10-400-273	401	5/23/2023	\$ 431,000	0 \$ 1,900	\$ 63,000	\$ 86,200	\$ 343,669	\$ 63,000	\$ 68,734	\$ 17,466	Low	\$ 255,154	\$ 368,000
38	\$ 70,200	BARCLAY PARK	09-09-10-400-166	401	4/21/2023	\$ 351,000	0 \$ 1,900	\$ 63,000	\$ 70,200	\$ 294,278	\$ 63,000	\$ 58,856	\$ 11,344	Low	\$ 210,253	\$ 288,000
38	\$ 63,400	BARCLAY PARK	09-09-10-400-190	401	3/31/2023	\$ 317,000	0 \$ 1,900	\$ 63,000	\$ 63,400	\$ 218,569	\$ 63,000	\$ 43,714	\$ 19,686	Low	\$ 141,426	\$ 254,000
38	\$ 70,000	BARCLAY PARK	09-09-10-400-138	401	3/13/2023	\$ 350,000	0 \$ 1,900	\$ 63,000	\$ 70,000	\$ 295,722	\$ 63,000	\$ 59,144	\$ 10,856	Low	\$ 211,565	\$ 287,000
38	\$ 49,000	BARCLAY PARK	09-09-10-400-072	401	1/31/2023	\$ 245,000	0 \$ 1,900	\$ 63,000	\$ 49,000	\$ 238,082	\$ 63,000	\$ 47,616	\$ 1,384	Low	\$ 159,165	\$ 182,000
38	\$ 60,000	BARCLAY PARK	09-09-10-400-168	401	1/26/2023	\$ 300,000	0 \$ 1,900	\$ 63,000	\$ 60,000	\$ 292,777	\$ 63,000	\$ 58,555	\$ 1,445	Low	\$ 208,888	\$ 237,000
38	\$ 60,200	BARCLAY PARK	09-09-10-400-013	401	12/14/2022	\$ 301,000	0 \$ 1,900	\$ 63,000	\$ 60,200	\$ 305,947	\$ 63,000	\$ 61,189	\$ (989)	High	\$ 220,861	\$ 238,000
38	\$ 58,600	BARCLAY PARK	09-09-10-400-031	401	11/10/2022	\$ 293,000	0 \$ 1,900	\$ 63,000	\$ 58,600	\$ 288,709	\$ 63,000	\$ 57,742	\$ 858	Low	\$ 205,190	\$ 230,000
38	\$ 60,000	BARCLAY PARK	09-09-10-400-162	401	11/8/2022	\$ 300,000	0 \$ 1,900	\$ 63,000	\$ 60,000	\$ 288,709	\$ 63,000	\$ 57,742	\$ 2,258	Low	\$ 205,190	\$ 237,000
38	\$ 78,000	BARCLAY PARK	09-09-10-400-224	401	10/28/2022	\$ 390,000	0 \$ 1,900	\$ 63,000	\$ 78,000	\$ 346,831	\$ 63,000	\$ 69,366	\$ 8,634	Low	\$ 258,028	\$ 327,000
38	\$ 61,900	BARCLAY PARK	09-09-10-400-193	401	9/28/2022	\$ 309,500	0 \$ 1,900	\$ 63,000	\$ 61,900	\$ 298,664	\$ 63,000	\$ 59,733	\$ 2,167	Low	\$ 214,240	\$ 246,500
38	\$ 81,000	BARCLAY PARK	09-09-10-400-225	401	9/2/2022	\$ 405,000	0 \$ 1,900	\$ 63,000	\$ 81,000	\$ 336,820	\$ 63,000	\$ 67,364	\$ 13,636	Low	\$ 248,927	\$ 342,000
38	\$ 65,000	BARCLAY PARK	09-09-10-400-033	401	8/22/2022	\$ 325,000	0 \$ 1,900	\$ 63,000	\$ 65,000	\$ 294,278	\$ 63,000	\$ 58,856	\$ 6,144	Low	\$ 210,253	\$ 262,000
38	\$ 63,600	BARCLAY PARK	09-09-10-400-294	401	8/15/2022	\$ 318,000	0 \$ 1,900	\$ 63,000	\$ 63,600	\$ 313,733	\$ 63,000	\$ 62,747	\$ 853	Low	\$ 227,939	\$ 255,000
38	\$ 66,100	BARCLAY PARK	09-09-10-400-011	401	8/12/2022	\$ 330,500	0 \$ 1,900	\$ 63,000	\$ 66,100	\$ 315,006	\$ 63,000	\$ 63,001	\$ 3,099	Low	\$ 229,096	\$ 267,500
38	\$ 61,980	BARCLAY PARK	09-09-10-400-245	401	8/5/2022	\$ 309,900	0 \$ 1,900	\$ 63,000	\$ 61,980	\$ 301,614	\$ 63,000	\$ 60,323	\$ 1,657	Low	\$ 216,922	\$ 246,900
38	\$ 57,000	BARCLAY PARK	09-09-10-400-014	401	8/1/2022	\$ 285,000	0 \$ 1,900	\$ 63,000	\$ 57,000	\$ 214,679	\$ 63,000	\$ 42,936	\$ 14,064	Low	\$ 137,890	\$ 222,000
38	\$ 81,732	BARCLAY PARK	09-09-10-400-279	401	6/29/2022	\$ 408,660	0 \$ 1,900	\$ 63,000	\$ 81,732	\$ 353,932	\$ 63,000	\$ 70,786	\$ 10,946	Low	\$ 264,484	\$ 345,660
38	\$ 61,000	BARCLAY PARK	09-09-10-400-261	401	6/20/2022	\$ 305,000	0 \$ 1,900	\$ 63,000	\$ 61,000	\$ 235,941	\$ 63,000	\$ 47,188	\$ 13,812	Low	\$ 157,219	\$ 242,000
38	\$ 60,400	BARCLAY PARK	09-09-10-400-096	401	6/10/2022	\$ 302,000	0 \$ 1,900	\$ 63,000	\$ 60,400	\$ 240,326	\$ 63,000	\$ 48,065	\$ 12,335	Low	\$ 161,205	\$ 239,000
38	\$ 64,000	BARCLAY PARK	09-09-10-400-024	401	6/8/2022	\$ 320,000	0 \$ 1,900	\$ 63,000	\$ 64,000	\$ 221,731	\$ 63,000	\$ 44,346	\$ 19,654	Low	\$ 144,301	\$ 257,000
38	\$ 62,000	BARCLAY PARK	09-09-10-400-026	401	5/13/2022	\$ 310,000	0 \$ 1,900	\$ 63,000	\$ 62,000	\$ 221,731	\$ 63,000	\$ 44,346	\$ 17,654	Low	\$ 144,301	\$ 247,000
38	\$ 68,000	BARCLAY PARK	09-09-10-400-019	401	5/12/2022	\$ 340,000	0 \$ 1,900	\$ 63,000	\$ 68,000	\$ 292,777	\$ 63,000	\$ 58,555	\$ 9,445	Low	\$ 208,888	\$ 277,000
38	\$ 64,200	BARCLAY PARK	09-09-10-400-219	401	5/10/2022	\$ 321,000	0 \$ 1,900	\$ 63,000	\$ 64,200	\$ 233,806	\$ 63,000	\$ 46,761	\$ 17,439	Low	\$ 155,278	\$ 258,000
38	\$ 57,600	BARCLAY PARK	09-09-10-400-232	401	4/29/2022	\$ 288,000	0 \$ 1,900	\$ 63,000	\$ 57,600	\$ 220,511	\$ 63,000	\$ 44,102	\$ 13,498	Low	\$ 143,192	\$ 225,000
38	\$ 86,520	BARCLAY PARK	09-09-10-400-080	401	4/25/2022	\$ 432,600	0 \$ 1,900	\$ 63,000	\$ 86,520	\$ 318,547	\$ 63,000	\$ 63,709	\$ 22,811	Low	\$ 232,315	\$ 369,600
38	\$ 67,000	BARCLAY PARK	09-09-10-400-005	401	4/22/2022	\$ 335,000	0 \$ 1,900	\$ 63,000	\$ 67,000	\$ 294,278	\$ 63,000	\$ 58,856	\$ 8,144	Low	\$ 210,253	\$ 272,000
38	\$ 69,100	BARCLAY PARK	09-09-10-400-146	401	4/15/2022	\$ 345,500	0 \$ 1,900	\$ 63,000	\$ 69,100	\$ 295,722	\$ 63,000	\$ 59,144	\$ 9,956	Low	\$ 211,565	\$ 282,500
38	\$ 66,400	BARCLAY PARK	09-09-10-400-035	401	3/30/2022	\$ 332,000	0 \$ 1,900	\$ 63,000	\$ 66,400	\$ 290,211	\$ 63,000	\$ 58,042	\$ 8,358	Low	\$ 206,555	\$ 269,000
38	\$ 72,800	BARCLAY PARK	09-09-10-400-042	401	3/25/2022	\$ 364,000	0 \$ 1,900	\$ 63,000	\$ 72,800	\$ 320,631	\$ 63,000	\$ 64,126	\$ 8,674	Low	\$ 234,210	\$ 301,000
38	\$ 67,100	BARCLAY PARK	09-09-10-400-066	401	3/22/2022	\$ 335,500	0 \$ 1,900	\$ 63,000	\$ 67,100	\$ 229,537	\$ 63,000	\$ 45,907	\$ 21,193	Low	\$ 151,397	\$ 272,500
38	\$ 60,700	BARCLAY PARK	09-09-10-400-265	401	3/21/2022	\$ 303,500	0 \$ 1,900	\$ 63,000	\$ 60,700	\$ 235,941	\$ 63,000	\$ 47,188	\$ 13,512	Low	\$ 157,219	\$ 240,500
38	\$ 57,400	BARCLAY PARK	09-09-10-400-137	401	2/25/2022	\$ 287,000	0 \$ 1,900	\$ 63,000	\$ 57,400	\$ 216,624	\$ 63,000	\$ 43,325	\$ 14,075	Low	\$ 139,658	\$ 224,000
38	\$ 59,660	BARCLAY PARK	09-09-10-400-088	401	2/16/2022	\$ 298,300	0 \$ 1,900	\$ 63,000	\$ 59,660	\$ 242,024	\$ 63,000	\$ 48,405	\$ 11,255	Low	\$ 162,749	\$ 235,300
38	\$ 69,800	BARCLAY PARK	09-09-10-400-044	401	10/13/2021	\$ 349,000	0 \$ 1,900	\$ 63,000	\$ 69,800	\$ 308,785	\$ 63,000	\$ 61,757	\$ 8,043	Low	\$ 223,441	\$ 286,000
38	\$ 62,300	BARCLAY PARK	09-09-10-400-097	401	9/24/2021	\$ 311,500	0 \$ 1,900	\$ 63,000	\$ 62,300	\$ 264,159	\$ 63,000	\$ 52,832	\$ 9,468	Low	\$ 182,872	\$ 248,500
38	\$ 66,000	BARCLAY PARK	09-09-10-400-027	401	9/14/2021	\$ 330,000	0 \$ 1,900	\$ 63,000	\$ 66,000	\$ 304,446	\$ 63,000	\$ 60,889	\$ 5,111	Low	\$ 219,496	\$ 267,000
38	\$ 56,000	BARCLAY PARK	09-09-10-400-062	401	9/14/2021	\$ 280,000	0 \$ 1,900	\$ 63,000	\$ 56,000	\$ 229,537	\$ 63,000	\$ 45,907	\$ 10,093	Low	\$ 151,397	\$ 217,000
38	\$ 66,800	BARCLAY PARK	09-09-10-400-107	401	9/14/2021	\$ 334,000	0 \$ 1,900	\$ 63,000	\$ 66,800	\$ 321,830	\$ 63,000	\$ 64,366	\$ 2,434	Low	\$ 235,300	\$ 271,000
38	\$ 62,600	BARCLAY PARK	09-09-10-400-007	401	8/31/2021	\$ 313,000	0 \$ 1,900	\$ 63,000	\$ 62,600	\$ 302,759	\$ 63,000	\$ 60,552	\$ 2,048	Low	\$ 217,963	\$ 250,000
38	\$ 49,800	BARCLAY PARK	09-09-10-400-030	401	8/31/2021	\$ 249,000	0 \$ 1,900	\$ 63,000	\$ 49,800	\$ 214,679	\$ 63,000	\$ 42,936	\$ 6,864	Low	\$ 137,890	\$ 186,000
38	\$ 73,300	BARCLAY PARK	09-09-10-400-276	401	8/31/2021	\$ 366,500	0 \$ 1,900	\$ 63,000	\$ 73,300	\$ 343,669	\$ 63,000	\$ 68,734	\$ 4,566	Low	\$ 255,154	\$ 303,500
38	\$ 69,980	BARCLAY PARK	09-09-10-400-071	401	8/30/2021	\$ 349,900	0 \$ 1,900	\$ 63,000	\$ 69,980	\$ 271,320	\$ 63,000	\$ 54,264	\$ 15,716	Low	\$ 189,382	\$ 286,900
38	\$ 65,400	BARCLAY PARK	09-09-10-400-120	401	8/23/2021	\$ 327,000	0 \$ 1,900	\$ 63,000	\$ 65,400	\$ 309,061	\$ 63,000	\$ 61,812	\$ 3,588	Low	\$ 223,692	\$ 264,000
38	\$ 63,000	BARCLAY PARK	09-09-10-400-215	401	8/18/2021	\$ 315,000	0 \$ 1,900	\$ 63,000	\$ 63,000	\$ 242,570	\$ 63,000	\$ 48,514	\$ 14,486	Low	\$ 163,245	\$ 252,000
38	\$ 68,000	BARCLAY PARK	09-09-10-400-126	401	7/28/2021	\$ 340,000	0 \$ 1,900	\$ 63,000	\$ 68,000	\$ 295,722	\$ 63,000	\$ 59,144	\$ 8,856	Low	\$ 211,565	\$ 277,000
38	\$ 65,000	BARCLAY PARK	09-09-10-400-229	401	6/11/2021	\$ 325,000	0 \$ 1,900	\$ 63,000	\$ 65,000	\$ 313,733	\$ 63,000	\$ 62,747	\$ 2,253	Low	\$ 227,939	\$ 262,000
38	\$ 53,000	BARCLAY PARK	09-09-10-400-186	401	6/1/2021	\$ 265,000	0 \$ 1,900	\$ 63,000	\$ 53,000	\$ 218,569	\$ 63,000	\$ 43,714	\$ 9,286	Low	\$ 141,426	\$ 202,000
38	\$ 53,000	BARCLAY PARK	09-09-10-400-259	401	5/19/2021	\$ 265,000	0 \$ 1,900	\$ 63,000	\$ 53,000	\$ 244,815	\$ 63,000	\$ 48,963	\$ 4,037	Low	\$ 165,286	\$ 202,000

38	\$	66,000	BARCLAY PARK	09-09-10-400-134	401	5/17/2021	\$	330,000	0	\$	1,900	\$	63,000	\$	66,000	\$	307,541	\$	63,000	\$	61,508	\$	4,492	Low	\$	222,310	\$	267,000
38	\$	57,800	BARCLAY PARK	09-09-10-400-143	401	5/13/2021	\$	289,000	0	\$	1,900	\$	63,000	\$	57,800	\$	225,802	\$	63,000	\$	45,160	\$	12,640	Low	\$	148,002	\$	226,000
38	\$	57,580	BARCLAY PARK	09-09-10-400-101	401	4/29/2021	\$	287,900	0	\$	1,900	\$	63,000	\$	57,580	\$	260,040	\$	63,000	\$	52,008	\$	5,572	Low	\$	179,127	\$	224,900
38	\$	57,000	BARCLAY PARK	09-09-10-400-003	401	4/21/2021	\$	285,000	0	\$	1,900	\$	63,000	\$	57,000	\$	304,446	\$	63,000	\$	60,889	\$	(3,889)	High	\$	219,496	\$	222,000
38	\$	55,400	BARCLAY PARK	09-09-10-400-197	401	4/20/2021	\$	277,000	0	\$	1,900	\$	63,000	\$	55,400	\$	242,570	\$	63,000	\$	48,514	\$	6,886	Low	\$	163,245	\$	214,000
38	\$	52,600	BARCLAY PARK	09-09-10-400-242	401	4/19/2021	\$	263,000	0	\$	1,900	\$	63,000	\$	52,600	\$	234,314	\$	63,000	\$	46,863	\$	5,737	Low	\$	155,740	\$	200,000
38	\$	64,200	BARCLAY PARK	09-09-10-400-175	401	4/8/2021	\$	321,000	0	\$	1,900	\$	63,000	\$	64,200	\$	310,633	\$	63,000	\$	62,127	\$	2,073	Low	\$	225,121	\$	258,000
38	\$	66,200	BARCLAY PARK	09-09-10-400-222	401	3/26/2021	\$	331,000	0	\$	1,900	\$	63,000	\$	66,200	\$	301,503	\$	63,000	\$	60,301	\$	5,899	Low	\$	216,821	\$	268,000
38	\$	57,600	BARCLAY PARK	09-09-10-400-268	401	3/24/2021	\$	288,000	0	\$	1,900	\$	63,000	\$	57,600	\$	269,252	\$	63,000	\$	53,850	\$	3,750	Low	\$	187,502	\$	225,000
38	\$	56,800	BARCLAY PARK	09-09-10-400-037	401	3/1/2021	\$	284,000	0	\$	1,900	\$	63,000	\$	56,800	\$	292,777	\$	63,000	\$	58,555	\$	(1,755)	High	\$	208,888	\$	221,000
38	\$	48,440	BARCLAY PARK	09-09-10-400-123	401	3/1/2021	\$	242,200	0	\$	1,900	\$	63,000	\$	48,440	\$	216,624	\$	63,000	\$	43,325	\$	5,115	Low	\$	139,658	\$	179,200
38	\$	49,800	BARCLAY PARK	09-09-10-400-223	401	1/11/2021	\$	249,000	0	\$	1,900	\$	63,000	\$	49,800	\$	242,570	\$	63,000	\$	48,514	\$	1,286	Low	\$	163,245	\$	186,000
38	\$	52,600	BARCLAY PARK	09-09-10-400-087	401	1/7/2021	\$	263,000	0	\$	1,900	\$	63,000	\$	52,600	\$	273,994	\$	63,000	\$	54,799	\$	(2,199)	High	\$	191,813	\$	200,000
38																												
38	\$	65,800	Average																									
38	\$	64,000	Median																									
38																												
38																												
38																												
38	\$	\$57,100	UB LOTS	09-09-16-200-074	401	5/17/2023	\$	285,500	1	\$	1,900	\$	70,200	\$	57,100	\$	216,904	\$	70,200	\$	43,381	\$	13,719	Low	\$	133,367	\$	215,300
38		\$58,000		09-09-16-200-069	401	4/28/2023	\$	290,000	1	\$	1,900	\$	70,200	\$	58,000	\$	231,917	\$	70,200	\$	46,383	\$	11,617	Low	\$	147,015	\$	219,800
38		\$64,200		09-09-16-200-105	401	4/20/2023	\$	321,000	1	\$	1,900	\$	70,200	\$	64,200	\$	232,255	\$	70,200	\$	46,451	\$	17,749	Low	\$	147,323	\$	250,800
38		\$57,000		09-09-16-200-109	401	3/9/2023	\$	285,000	1	\$	1,900	\$	70,200	\$	57,000	\$	233,913	\$	70,200	\$	46,783	\$	10,217	Low	\$	148,830	\$	214,800
38		\$59,000		09-09-16-200-123	401	2/24/2023	\$	295,000	1	\$	1,900	\$	70,200	\$	59,000	\$	242,310	\$	70,200	\$	48,462	\$	10,538	Low	\$	156,464	\$	224,800
38		\$51,000		09-09-16-200-010	401	10/21/2022	\$	255,000	1	\$	1,900	\$	70,200	\$	51,000	\$	221,311	\$	70,200	\$	44,262	\$	6,738	Low	\$	137,374	\$	184,800
38		\$55,400		09-09-16-200-110	401	8/24/2022	\$	277,000	1	\$	1,900	\$	70,200	\$	55,400	\$	225,092	\$	70,200	\$	45,018	\$	10,382	Low	\$	140,811	\$	206,800
38		\$55,000		09-09-16-200-024	401	8/18/2022	\$	275,000	1	\$	1,900	\$	70,200	\$	55,000	\$	229,920	\$	70,200	\$	45,984	\$	9,016	Low	\$	145,200	\$	204,800
38		\$53,700		09-09-16-200-100	401	8/5/2022	\$	268,500	1	\$	1,900	\$	70,200	\$	53,700	\$	231,917	\$	70,200	\$	46,383	\$	7,317	Low	\$	147,015	\$	198,300
38		\$50,400		09-09-16-200-106	401	8/5/2022	\$	252,000	1	\$	1,900	\$	70,200	\$	50,400	\$	218,718	\$	70,200	\$	43,744	\$	6,656	Low	\$	135,016	\$	181,800
38		\$58,000		09-09-16-200-021	401	7/20/2022	\$	290,000	1	\$	1,900	\$	70,200	\$	58,000	\$	235,144	\$	70,200	\$	47,029	\$	10,971	Low	\$	149,949	\$	219,800
38		\$51,600		09-09-16-200-042	401	7/11/2022	\$	258,000	1	\$	1,900	\$	70,200	\$	51,600	\$	215,092	\$	70,200	\$	43,018	\$	8,582	Low	\$	131,720	\$	187,800
38		\$40,000		09-09-16-200-083	401	6/14/2022	\$	200,000	1	\$	1,900	\$	70,200	\$	40,000	\$	223,200	\$	70,200	\$	44,640	\$	(4,640)	High	\$	139,091	\$	129,800
38		\$53,280		09-09-16-200-056	401	6/1/2022	\$	266,400	1	\$	1,900	\$	70,200	\$	53,280	\$	231,917	\$	70,200	\$	46,383	\$	6,897	Low	\$	147,015	\$	196,200
38		\$56,900		09-09-16-200-077	401	5/19/2022	\$	284,500	1	\$	1,900	\$	70,200	\$	56,900	\$	231,917	\$	70,200	\$	46,383	\$	10,517	Low	\$	147,015	\$	214,300
38		\$47,200		09-09-16-200-016	401	5/13/2022	\$	236,000	1	\$	1,900	\$	70,200	\$	47,200	\$	229,920	\$	70,200	\$	45,984	\$	1,216	Low	\$	145,200	\$	165,800
38		\$58,000		09-09-16-200-037	401	5/12/2022	\$	290,000	1	\$	1,900	\$	70,200	\$	58,000	\$	229,920	\$	70,200	\$	45,984	\$	12,016	Low	\$	145,200	\$	219,800
38		\$73,800		09-09-16-200-168	401	12/15/2021	\$	369,000	1	\$	1,900	\$	70,200	\$	73,800	\$	355,739	\$	70,200	\$	71,148	\$	2,652	Low	\$	259,581	\$	298,800
38		\$45,000		09-09-16-200-066	401	10/28/2021	\$	225,000	1	\$	1,900	\$	70,200	\$	45,000	\$	236,827	\$	70,200	\$	47,365	\$	(2,365)	High	\$	151,479	\$	154,800
38		\$56,000		09-09-16-200-164	401	10/4/2021	\$	280,000	1	\$	1,900	\$	70,200	\$	56,000	\$	260,994	\$	70,200	\$	52,199	\$	3,801	Low	\$	173,449	\$	209,800
38		\$47,200		09-09-16-200-087	401	9/28/2021	\$	236,000	1	\$	1,900	\$	70,200	\$	47,200	\$	223,200	\$	70,200	\$	44,640	\$	2,560	Low	\$	139,091	\$	165,800
38		\$50,000		09-09-16-200-115	401	8/12/2021	\$	250,000	1	\$	1,900	\$	70,200	\$	50,000	\$	225,092	\$	70,200	\$	45,018	\$	4,982	Low	\$	140,811	\$	179,800
38		\$62,000		09-09-16-200-136	401	7/29/2021	\$	310,000	1	\$	1,900	\$	70,200	\$	62,000	\$	273,655	\$	70,200	\$	54,731	\$	7,269	Low	\$	184,959	\$	239,800
38		\$48,000		09-09-16-200-023	401	7/15/2021	\$	240,000	1	\$	1,900	\$	70,200	\$	48,000	\$	221,311	\$	70,200	\$	44,262	\$	3,738	Low	\$	137,374	\$	169,800
38		\$60,000		09-09-16-200-169	401	7/9/2021	\$	300,000	1	\$	1,900	\$	70,200	\$	60,000	\$	311,866	\$	70,200	\$	62,373	\$	(2,373)	High	\$	219,696	\$	229,800
38		\$45,600		09-09-16-200-071	401	6/28/2021	\$	228,000	1	\$	1,900	\$	70,200	\$	45,600	\$	216,904	\$	70,200	\$	43,381	\$	2,219	Low	\$	133,367	\$	157,800
38		\$57,400		09-09-16-200-165	401	6/22/2021	\$	287,000	1	\$	1,900	\$	70,200	\$	57,400	\$	243,463	\$	70,200	\$	48,693	\$	8,707	Low	\$	157,512	\$	216,800
38		\$49,200		09-09-16-200-064	401	5/26/2021	\$	246,000	1	\$	1,900	\$	70,200	\$	49,200	\$	231,917	\$	70,200	\$	46,383	\$	2,817	Low	\$	147,015	\$	175,800
38		\$45,400		09-09-16-200-078	401	4/30/2021	\$	227,000	1	\$	1,900	\$	70,200	\$	45,400	\$	223,200	\$	70,200	\$	44,640	\$	760	Low	\$	139,091	\$	156,800
38		\$52,400		09-09-16-200-089	401	3/26/2021	\$	262,000	1	\$	1,900	\$	70,200	\$	52,400	\$	237,206	\$	70,200	\$	47,441	\$	4,959	Low	\$	151,824	\$	191,800
38		\$44,600		09-09-16-200-086	401	2/24/2021	\$	223,000	1	\$	1,900	\$	70,200	\$	44,600	\$	223,200	\$	70,200	\$	44,640	\$	(40)	High	\$	139,091	\$	152,800
38		\$48,000		09-09-16-200-028	401	2/22/2021	\$	240,000	1	\$	1,900	\$	70,200	\$	48,000	\$	229,920	\$	70,200	\$	45,984	\$	2,016	Low	\$	145,200	\$	169,800
38		\$44,000		09-09-16-200-039	401	11/6/2020	\$	220,000	1	\$	1,900	\$	70,200	\$	44,000	\$	215,092	\$	70,200	\$	43,018	\$	982	Low	\$	131,720	\$	149,800

38	\$54,250		09-09-16-200-151	401	9/23/2020	\$	271,250	1	\$	1,900	\$	70,200	\$	54,250	\$	244,033	\$	70,200	\$	48,807	\$	5,443	Low	\$	158,030	\$	201,050	
38	\$63,000		09-09-16-200-147	401	9/2/2020	\$	315,000	1	\$	1,900	\$	70,200	\$	63,000	\$	308,950	\$	70,200	\$	61,790	\$	1,210	Low	\$	217,045	\$	244,800	
38	\$67,400		09-09-16-200-146	401	8/7/2020	\$	337,000	1	\$	1,900	\$	70,200	\$	67,400	\$	332,884	\$	70,200	\$	66,577	\$	823	Low	\$	238,804	\$	266,800	
38	\$60,500		09-09-16-200-141	401	7/23/2020	\$	302,500	1	\$	1,900	\$	70,200	\$	60,500	\$	309,872	\$	70,200	\$	61,974	\$	(1,474)	High	\$	217,884	\$	232,300	
38	\$45,200		09-09-16-200-027	401	7/16/2020	\$	226,000	1	\$	1,900	\$	70,200	\$	45,200	\$	221,311	\$	70,200	\$	44,262	\$	938	Low	\$	137,374	\$	155,800	
38	\$45,625		09-09-16-200-051	401	7/10/2020	\$	228,125	1	\$	1,900	\$	70,200	\$	45,625	\$	223,200	\$	70,200	\$	44,640	\$	985	Low	\$	139,091	\$	157,925	
38	\$44,200		09-09-16-200-079	401	7/2/2020	\$	221,000	1	\$	1,900	\$	70,200	\$	44,200	\$	223,200	\$	70,200	\$	44,640	\$	(440)	High	\$	139,091	\$	150,800	
38	\$51,000		09-09-16-200-057	401	6/26/2020	\$	255,000	1	\$	1,900	\$	70,200	\$	51,000	\$	230,279	\$	70,200	\$	46,056	\$	4,944	Low	\$	145,526	\$	184,800	
38	\$53,500		09-09-16-200-149	401	6/25/2020	\$	267,500	1	\$	1,900	\$	70,200	\$	53,500	\$	241,400	\$	70,200	\$	48,280	\$	5,220	Low	\$	155,636	\$	197,300	
38	\$45,600		09-09-16-200-111	401	6/18/2020	\$	228,000	1	\$	1,900	\$	70,200	\$	45,600	\$	218,718	\$	70,200	\$	43,744	\$	1,856	Low	\$	135,016	\$	157,800	
38	\$44,000		09-09-16-200-019	401	5/7/2020	\$	220,000	1	\$	1,900	\$	70,200	\$	44,000	\$	221,311	\$	70,200	\$	44,262	\$	(262)	High	\$	137,374	\$	149,800	
38	\$45,200		09-09-16-200-047	401	2/10/2020	\$	226,000	1	\$	1,900	\$	70,200	\$	45,200	\$	216,904	\$	70,200	\$	43,381	\$	1,819	Low	\$	133,367	\$	155,800	
38	\$45,600		09-09-16-200-094	401	2/4/2020	\$	228,000	1	\$	1,900	\$	70,200	\$	45,600	\$	223,200	\$	70,200	\$	44,640	\$	960	Low	\$	139,091	\$	157,800	
38																												
38	\$54,458	Average																										
38	\$52,000	Median																										
38																												
38	\$	103,944	ASHFORD/BRSTL	09-09-16-200-187	401	6/7/2023	\$	519,722	0	\$	1,900	\$	85,500	\$	103,944	\$	329,344	\$	85,500	\$	65,869	\$	38,076	Low	\$	221,676	\$	434,222
38	\$	103,795	ASHFORD/BRSTL	09-09-16-200-183	401	5/12/2023	\$	518,976	0	\$	1,900	\$	85,500	\$	103,795	\$	329,344	\$	85,500	\$	65,869	\$	37,926	Low	\$	221,676	\$	433,476
38	\$	96,000	ASHFORD/BRSTL	09-09-15-102-141	401	4/28/2023	\$	480,000	0	\$	1,900	\$	85,500	\$	96,000	\$	412,914	\$	85,500	\$	82,583	\$	13,417	Low	\$	297,649	\$	394,500
38	\$	118,199	ASHFORD/BRSTL	09-09-16-200-182	401	4/28/2023	\$	590,996	0	\$	1,900	\$	85,500	\$	118,199	\$	339,393	\$	85,500	\$	67,879	\$	50,321	Low	\$	230,812	\$	505,496
38	\$	91,200	ASHFORD/BRSTL	09-09-15-102-147	401	4/24/2023	\$	456,000	0	\$	1,900	\$	85,500	\$	91,200	\$	366,079	\$	85,500	\$	73,216	\$	17,984	Low	\$	255,072	\$	370,500
38	\$	93,060	ASHFORD/BRSTL	09-09-16-200-180	401	3/31/2023	\$	465,302	0	\$	1,900	\$	85,500	\$	93,060	\$	451,266	\$	85,500	\$	90,253	\$	2,807	Low	\$	332,515	\$	379,802
38	\$	82,400	ASHFORD/BRSTL	09-09-15-102-124	401	3/27/2023	\$	412,000	0	\$	1,900	\$	85,500	\$	82,400	\$	344,920	\$	85,500	\$	68,984	\$	13,416	Low	\$	235,836	\$	326,500
38	\$	98,119	ASHFORD/BRSTL	09-09-16-200-181	401	3/10/2023	\$	490,596	0	\$	1,900	\$	85,500	\$	98,119	\$	466,339	\$	85,500	\$	93,268	\$	4,851	Low	\$	346,217	\$	405,096
38	\$	91,869	ASHFORD/BRSTL	09-09-16-200-177	401	3/8/2023	\$	459,347	0	\$	1,900	\$	85,500	\$	91,869	\$	451,266	\$	85,500	\$	90,253	\$	1,616	Low	\$	332,515	\$	373,847
38	\$	92,820	ASHFORD/BRSTL	09-09-16-200-179	401	3/8/2023	\$	464,099	0	\$	1,900	\$	85,500	\$	92,820	\$	451,266	\$	85,500	\$	90,253	\$	2,567	Low	\$	332,515	\$	378,599
38	\$	92,516	ASHFORD/BRSTL	09-09-16-200-175	401	3/3/2023	\$	462,581	0	\$	1,900	\$	85,500	\$	92,516	\$	451,266	\$	85,500	\$	90,253	\$	2,263	Low	\$	332,515	\$	377,081
38	\$	91,426	ASHFORD/BRSTL	09-09-16-200-176	401	3/3/2023	\$	457,130	0	\$	1,900	\$	85,500	\$	91,426	\$	451,266	\$	85,500	\$	90,253	\$	1,173	Low	\$	332,515	\$	371,630
38	\$	89,378	ASHFORD/BRSTL	09-09-16-200-178	401	3/2/2023	\$	446,892	0	\$	1,900	\$	85,500	\$	89,378	\$	451,266	\$	85,500	\$	90,253	\$	(875)	High	\$	332,515	\$	361,392
38	\$	77,000	ASHFORD/BRSTL	09-09-15-102-162	401	2/10/2023	\$	385,000	0	\$	1,900	\$	85,500	\$	77,000	\$	358,919	\$	85,500	\$	71,784	\$	5,216	Low	\$	248,563	\$	299,500
38	\$	84,000	ASHFORD/BRSTL	09-09-15-102-152	401	10/26/2022	\$	420,000	0	\$	1,900	\$	85,500	\$	84,000	\$	398,436	\$	85,500	\$	79,687	\$	4,313	Low	\$	284,487	\$	334,500
38	\$	101,000	ASHFORD/BRSTL	09-09-15-102-120	401	10/3/2022	\$	505,000	0	\$	1,900	\$	85,500	\$	101,000	\$	338,973	\$	85,500	\$	67,795	\$	33,205	Low	\$	230,430	\$	419,500
38	\$	99,400	ASHFORD/BRSTL	09-09-15-102-108	401	5/16/2022	\$	497,000	0	\$	1,900	\$	85,500	\$	99,400	\$	384,066	\$	85,500	\$	76,813	\$	22,587	Low	\$	271,424	\$	411,500
38	\$	75,980	ASHFORD/BRSTL	09-09-15-102-158	401	5/4/2022	\$	379,900	0	\$	1,900	\$	85,500	\$	75,980	\$	358,919	\$	85,500	\$	71,784	\$	4,196	Low	\$	248,563	\$	294,400
38	\$	86,000	ASHFORD/BRSTL	09-09-15-102-142	401	7/23/2021	\$	430,000	0	\$	1,900	\$	85,500	\$	86,000	\$	358,697	\$	85,500	\$	71,739	\$	14,261	Low	\$	248,361	\$	344,500
38	\$	67,200	ASHFORD/BRSTL	09-09-15-102-102	401	3/30/2021	\$	336,000	0	\$	1,900	\$	85,500	\$	67,200	\$	351,027	\$	85,500	\$	70,205	\$	(3,005)	High	\$	241,388	\$	250,500
38	\$	75,000	ASHFORD/BRSTL	09-09-15-102-160	401	3/19/2021	\$	375,000	0	\$	1,900	\$	85,500	\$	75,000	\$	355,789	\$	85,500	\$	71,158	\$	3,842	Low	\$	245,717	\$	289,500
38	\$	76,000	ASHFORD/BRSTL	09-09-15-102-132	401	10/30/2020	\$	380,000	0	\$	1,900	\$	85,500	\$	76,000	\$	342,409	\$	85,500	\$	68,482	\$	7,518	Low	\$	233,554	\$	294,500
38	\$	76,200	ASHFORD/BRSTL	09-09-15-102-125	401	10/29/2020	\$	381,000	0	\$	1,900	\$	85,500	\$	76,200	\$	340,810	\$	85,500	\$	68,162	\$	8,038	Low	\$	232,100	\$	295,500
38	\$	91,980	ASHFORD/BRSTL	09-09-15-102-135	401	6/30/2020	\$	459,900	0	\$	1,900	\$	85,500	\$	91,980	\$	383,619	\$	85,500	\$	76,724	\$	15,256	Low	\$	271,017	\$	374,400
38																												
38																												
38	\$	89,770	Average																									
38	\$	91,648	Median																									
38																												
38	\$	111,000	NORTHSKY	09-09-16-204-002	401	1/13/2023	\$	555,000	0	\$	1,900	\$	110,000	\$	111,000	\$	459,444	\$	110,000	\$	91,889	\$	19,111	Low	\$	317,676	\$	445,000
38	\$	99,600	NORTHSKY	09-09-16-202-002	401	10/20/2022	\$	498,000	0	\$	1,900	\$	110,000	\$	99,600	\$	468,878	\$	110,000	\$	93,776	\$	5,824	Low	\$	326,253	\$	388,000
38	\$	119,000	NORTHSKY	09-09-16-201-052	401	10/19/2022	\$	595,000	0	\$	1,900	\$	110,000	\$	119,000	\$	618,503	\$	110,000	\$	123,701	\$	(4,701)	High	\$	462,275	\$	485,000
38	\$	123,400	NORTHSKY	09-09-16-201-034	401	9/30/2022	\$	617,000	0	\$	1,900	\$	110,000	\$	123,400	\$	553,161	\$	110,000	\$	110,632	\$	12,768	Low	\$	402,874	\$	507,000
38	\$	125,400	NORTHSKY	09-09-16-201-057	401	8/3/2022	\$	627,000	0	\$	1,900	\$	110,000	\$	125,400	\$	625,295	\$	110,000	\$	125,059	\$	341	Low	\$	468,450	\$	517,000

38	\$	120,824	NORTHSKY	09-09-16-202-017	401	7/29/2022	\$	604,120	0	\$	1,900	\$	110,000	\$	120,824	\$	578,953	\$	110,000	\$	115,791	\$	5,033	Low	\$	426,321	\$	494,120
38	\$	118,595	NORTHSKY	09-09-16-202-020	401	7/25/2022	\$	592,975	0	\$	1,900	\$	110,000	\$	118,595	\$	594,397	\$	110,000	\$	118,879	\$	(284)	High	\$	440,361	\$	482,975
38	\$	126,275	NORTHSKY	09-09-16-201-020	402	6/28/2022	\$	631,375	0	\$	1,900	\$	110,000	\$	126,275	\$	653,606	\$	110,000	\$	130,721	\$	(4,446)	High	\$	494,187	\$	521,375
38	\$	117,998	NORTHSKY	09-09-16-201-018	401	6/27/2022	\$	589,990	0	\$	1,900	\$	110,000	\$	117,998	\$	557,070	\$	110,000	\$	111,414	\$	6,584	Low	\$	406,427	\$	479,990
38	\$	118,547	NORTHSKY	09-09-16-201-055	401	6/24/2022	\$	592,735	0	\$	1,900	\$	110,000	\$	118,547	\$	589,590	\$	110,000	\$	117,918	\$	629	Low	\$	435,991	\$	482,735
38	\$	113,220	NORTHSKY	09-09-16-201-019	401	6/22/2022	\$	566,100	0	\$	1,900	\$	110,000	\$	113,220	\$	593,018	\$	110,000	\$	118,604	\$	(5,384)	High	\$	439,107	\$	456,100
38	\$	129,000	NORTHSKY	09-09-16-201-056	401	6/21/2022	\$	645,000	0	\$	1,900	\$	110,000	\$	129,000	\$	595,873	\$	110,000	\$	119,175	\$	9,825	Low	\$	441,703	\$	535,000
38	\$	104,885	NORTHSKY	09-09-16-202-007	401	6/13/2022	\$	524,425	0	\$	1,900	\$	110,000	\$	104,885	\$	475,354	\$	110,000	\$	95,071	\$	9,814	Low	\$	332,140	\$	414,425
38	\$	119,873	NORTHSKY	09-09-16-202-018	401	5/31/2022	\$	599,365	0	\$	1,900	\$	110,000	\$	119,873	\$	587,424	\$	110,000	\$	117,485	\$	2,388	Low	\$	434,022	\$	489,365
38	\$	100,528	NORTHSKY	09-09-16-201-074	401	5/27/2022	\$	502,640	0	\$	1,900	\$	110,000	\$	100,528	\$	505,419	\$	110,000	\$	101,084	\$	(556)	High	\$	359,472	\$	392,640
38	\$	116,723	NORTHSKY	09-09-16-201-054	401	5/19/2022	\$	583,615	0	\$	1,900	\$	110,000	\$	116,723	\$	627,233	\$	110,000	\$	125,447	\$	(8,724)	High	\$	470,212	\$	473,615
38	\$	127,781	NORTHSKY	09-09-16-201-059	401	5/13/2022	\$	638,905	0	\$	1,900	\$	110,000	\$	127,781	\$	577,342	\$	110,000	\$	115,468	\$	12,313	Low	\$	424,856	\$	528,905
38	\$	114,084	NORTHSKY	09-09-16-201-053	401	4/29/2022	\$	570,420	0	\$	1,900	\$	110,000	\$	114,084	\$	600,175	\$	110,000	\$	120,035	\$	(5,951)	High	\$	445,614	\$	460,420
38	\$	113,242	NORTHSKY	09-09-16-202-016	401	4/28/2022	\$	566,210	0	\$	1,900	\$	110,000	\$	113,242	\$	543,745	\$	110,000	\$	108,749	\$	4,493	Low	\$	394,314	\$	456,210
38	\$	115,408	NORTHSKY	09-09-16-202-019	401	4/28/2022	\$	577,040	0	\$	1,900	\$	110,000	\$	115,408	\$	579,766	\$	110,000	\$	115,953	\$	(545)	High	\$	427,060	\$	467,040
38	\$	136,607	NORTHSKY	09-09-16-201-058	401	4/18/2022	\$	683,035	0	\$	1,900	\$	110,000	\$	136,607	\$	630,738	\$	110,000	\$	126,148	\$	10,459	Low	\$	473,398	\$	573,035
38	\$	98,148	NORTHSKY	09-09-16-202-005	401	3/30/2022	\$	490,740	0	\$	1,900	\$	110,000	\$	98,148	\$	479,971	\$	110,000	\$	95,994	\$	2,154	Low	\$	336,337	\$	380,740
38	\$	110,555	NORTHSKY	09-09-16-201-069	401	3/29/2022	\$	552,775	0	\$	1,900	\$	110,000	\$	110,555	\$	499,829	\$	110,000	\$	99,966	\$	10,589	Low	\$	354,390	\$	442,775
38	\$	112,336	NORTHSKY	09-09-16-202-006	401	3/29/2022	\$	561,680	0	\$	1,900	\$	110,000	\$	112,336	\$	536,097	\$	110,000	\$	107,219	\$	5,117	Low	\$	387,361	\$	451,680
38	\$	111,863	NORTHSKY	09-09-16-202-015	401	3/29/2022	\$	559,315	0	\$	1,900	\$	110,000	\$	111,863	\$	573,145	\$	110,000	\$	114,629	\$	(2,766)	High	\$	421,041	\$	449,315
38	\$	105,413	NORTHSKY	09-09-16-201-070	401	3/28/2022	\$	527,065	0	\$	1,900	\$	110,000	\$	105,413	\$	469,675	\$	110,000	\$	93,935	\$	11,478	Low	\$	326,977	\$	417,065
38	\$	119,176	NORTHSKY	09-09-16-202-013	401	3/28/2022	\$	595,880	0	\$	1,900	\$	110,000	\$	119,176	\$	576,270	\$	110,000	\$	115,254	\$	3,922	Low	\$	423,882	\$	485,880
38	\$	112,698	NORTHSKY	09-09-16-201-060	401	3/15/2022	\$	563,490	0	\$	1,900	\$	110,000	\$	112,698	\$	585,883	\$	110,000	\$	117,177	\$	(4,479)	High	\$	432,621	\$	453,490
38	\$	97,998	NORTHSKY	09-09-16-202-001	401	2/4/2022	\$	489,990	0	\$	1,900	\$	110,000	\$	97,998	\$	468,622	\$	110,000	\$	93,724	\$	4,274	Low	\$	326,020	\$	379,990
38	\$	116,517	NORTHSKY	09-09-16-201-062	401	1/21/2022	\$	582,585	0	\$	1,900	\$	110,000	\$	116,517	\$	586,336	\$	110,000	\$	117,267	\$	(750)	High	\$	433,033	\$	472,585
38	\$	109,779	NORTHSKY	09-09-16-201-051	401	12/30/2021	\$	548,895	0	\$	1,900	\$	110,000	\$	109,779	\$	570,576	\$	110,000	\$	114,115	\$	(4,336)	High	\$	418,705	\$	438,895
38	\$	103,998	NORTHSKY	09-09-16-204-005	401	12/30/2021	\$	519,990	0	\$	1,900	\$	110,000	\$	103,998	\$	425,284	\$	110,000	\$	85,057	\$	18,941	Low	\$	286,622	\$	409,990
38	\$	124,188	NORTHSKY	09-09-16-201-061	401	12/29/2021	\$	620,940	0	\$	1,900	\$	110,000	\$	124,188	\$	611,553	\$	110,000	\$	122,311	\$	1,877	Low	\$	455,957	\$	510,940
38	\$	122,985	NORTHSKY	09-09-16-202-012	401	12/29/2021	\$	614,925	0	\$	1,900	\$	110,000	\$	122,985	\$	658,383	\$	110,000	\$	131,677	\$	(8,692)	High	\$	498,530	\$	504,925
38	\$	119,010	NORTHSKY	09-09-16-202-014	401	12/29/2021	\$	595,050	0	\$	1,900	\$	110,000	\$	119,010	\$	671,400	\$	110,000	\$	134,280	\$	(15,270)	High	\$	510,364	\$	485,050
38	\$	108,000	NORTHSKY	09-09-16-202-011	401	12/28/2021	\$	540,000	0	\$	1,900	\$	110,000	\$	108,000	\$	579,542	\$	110,000	\$	115,908	\$	(7,908)	High	\$	426,856	\$	430,000
38	\$	111,433	NORTHSKY	09-09-16-202-022	401	12/22/2021	\$	557,165	0	\$	1,900	\$	110,000	\$	111,433	\$	579,018	\$	110,000	\$	115,804	\$	(4,371)	High	\$	426,380	\$	447,165
38	\$	105,177	NORTHSKY	09-09-16-202-021	401	12/21/2021	\$	525,885	0	\$	1,900	\$	110,000	\$	105,177	\$	571,789	\$	110,000	\$	114,358	\$	(9,181)	High	\$	419,808	\$	415,885
38	\$	95,000	NORTHSKY	09-09-16-201-014	401	11/30/2021	\$	475,000	0	\$	1,900	\$	110,000	\$	95,000	\$	443,028	\$	110,000	\$	88,606	\$	6,394	Low	\$	302,753	\$	365,000
38	\$	101,274	NORTHSKY	09-09-16-201-071	401	11/30/2021	\$	506,370	0	\$	1,900	\$	110,000	\$	101,274	\$	483,056	\$	110,000	\$	96,611	\$	4,663	Low	\$	339,142	\$	396,370
38	\$	106,873	NORTHSKY	09-09-16-202-010	401	11/29/2021	\$	534,365	0	\$	1,900	\$	110,000	\$	106,873	\$	581,374	\$	110,000	\$	116,275	\$	(9,402)	High	\$	428,522	\$	424,365
38	\$	99,687	NORTHSKY	09-09-16-202-004	401	11/26/2021	\$	498,435	0	\$	1,900	\$	110,000	\$	99,687	\$	474,602	\$	110,000	\$	94,920	\$	4,767	Low	\$	331,456	\$	388,435
38	\$	101,256	NORTHSKY	09-09-16-201-064	401	10/26/2021	\$	506,280	0	\$	1,900	\$	110,000	\$	101,256	\$	587,584	\$	110,000	\$	117,517	\$	(16,261)	High	\$	434,167	\$	396,280
38	\$	97,640	NORTHSKY	09-09-16-201-050	401	10/18/2021	\$	488,200	0	\$	1,900	\$	110,000	\$	97,640	\$	609,068	\$	110,000	\$	121,814	\$	(24,174)	High	\$	453,698	\$	378,200
38	\$	109,560	NORTHSKY	09-09-16-201-049	401	9/30/2021	\$	547,800	0	\$	1,900	\$	110,000	\$	109,560	\$	583,418	\$	110,000	\$	116,684	\$	(7,124)	High	\$	430,380	\$	437,800
38	\$	115,402	NORTHSKY	09-09-16-201-065	401	9/30/2021	\$	577,010	0	\$	1,900	\$	110,000	\$	115,402	\$	608,958	\$	110,000	\$	121,792	\$	(6,390)	High	\$	453,598	\$	467,010
38	\$	107,678	NORTHSKY	09-09-16-201-066	401	9/29/2021	\$	538,390	0	\$	1,900	\$	110,000	\$	107,678	\$	557,411	\$	110,000	\$	111,482	\$	(3,804)	High	\$	406,737	\$	428,390
38	\$	122,552	NORTHSKY	09-09-16-201-067	401	9/28/2021	\$	612,760	0	\$	1,900	\$	110,000	\$	122,552	\$	686,344	\$	110,000	\$	137,269	\$	(14,717)	High	\$	523,949	\$	502,760
38	\$	118,628	NORTHSKY	09-09-16-201-047	401	9/24/2021	\$	593,140	0	\$	1,900	\$	110,000	\$	118,628	\$	624,258	\$	110,000	\$	124,852	\$	(6,224)	High	\$	467,507	\$	483,140
38	\$	123,290	NORTHSKY	09-09-16-202-009	401	9/10/2021	\$	616,450	0	\$	1,900	\$	110,000	\$	123,290	\$	664,868	\$	110,000	\$	132,974	\$	(9,684)	High	\$	504,425	\$	506,450
38	\$	108,472	NORTHSKY	09-09-16-201-063	401	8/31/2021	\$	542,360	0	\$	1,900	\$	110,000	\$	108,472	\$	603,347	\$	110,000	\$	120,669	\$	(12,197)	High	\$	448,497	\$	432,360
38	\$	118,173	NORTHSKY	09-09-16-202-023	401	8/31/2021	\$	590,865	0	\$	1,900	\$	110,000	\$	118,173	\$	624,066	\$	110,000	\$	124,813	\$	(6,640)	High	\$	467,333	\$	480,865
38	\$	93,800	NORTHSKY	09-09-16-201-012	401	7/1/2021	\$	469,000	0	\$	1,900	\$	110,000	\$	93,800	\$	456,816	\$	110,000</									



38	\$	114,541	NORTHSKY	09-09-16-202-008	401	6/15/2021	\$	572,705	0	\$	1,900	\$	110,000	\$	114,541	\$	585,846	\$	110,000	\$	117,169	\$	(2,628)	High	\$	432,587	\$	462,705	
38	\$	94,369	NORTHSKY	09-09-16-201-068	401	5/26/2021	\$	471,843	0	\$	1,900	\$	110,000	\$	94,369	\$	493,043	\$	110,000	\$	98,609	\$	(4,240)	High	\$	348,221	\$	361,843	
38	\$	114,811	NORTHSKY	09-09-16-201-041	401	5/6/2021	\$	574,055	0	\$	1,900	\$	110,000	\$	114,811	\$	576,763	\$	110,000	\$	115,353	\$	(542)	High	\$	424,330	\$	464,055	
38	\$	116,039	NORTHSKY	09-09-16-202-024	401	1/13/2021	\$	580,195	0	\$	1,900	\$	110,000	\$	116,039	\$	638,175	\$	110,000	\$	127,635	\$	(11,596)	High	\$	480,159	\$	470,195	
38	\$	97,177	NORTHSKY	09-09-16-201-073	401	12/29/2020	\$	485,885	0	\$	1,900	\$	110,000	\$	97,177	\$	487,632	\$	110,000	\$	97,526	\$	(349)	High	\$	343,302	\$	375,885	
38	\$	116,408	NORTHSKY	09-09-16-201-046	401	11/20/2020	\$	582,040	0	\$	1,900	\$	110,000	\$	116,408	\$	552,563	\$	110,000	\$	110,513	\$	5,895	Low	\$	402,330	\$	472,040	
38	\$	114,980	NORTHSKY	09-09-16-201-042	402	11/13/2020	\$	574,900	0	\$	1,900	\$	110,000	\$	114,980	\$	576,969	\$	110,000	\$	115,394	\$	(414)	High	\$	424,517	\$	464,900	
38	\$	79,980	NORTHSKY	09-09-16-203-006	401	10/14/2020	\$	399,900	0	\$	1,900	\$	110,000	\$	79,980	\$	451,672	\$	110,000	\$	90,334	\$	(10,354)	High	\$	310,611	\$	289,900	
38	\$	108,857	NORTHSKY	09-09-16-201-039	401	10/9/2020	\$	544,283	0	\$	1,900	\$	110,000	\$	108,857	\$	596,369	\$	110,000	\$	119,274	\$	(10,417)	High	\$	442,154	\$	434,283	
38	\$	113,237	NORTHSKY	09-09-16-201-043	401	10/2/2020	\$	566,185	0	\$	1,900	\$	110,000	\$	113,237	\$	639,073	\$	110,000	\$	127,815	\$	(14,578)	High	\$	480,975	\$	456,185	
38	\$	107,738	NORTHSKY	09-09-16-201-038	401	9/30/2020	\$	538,690	0	\$	1,900	\$	110,000	\$	107,738	\$	634,106	\$	110,000	\$	126,821	\$	(19,083)	High	\$	476,460	\$	428,690	
38	\$	111,886	NORTHSKY	09-09-16-202-026	402	9/23/2020	\$	559,430	0	\$	1,900	\$	110,000	\$	111,886	\$	605,364	\$	110,000	\$	121,073	\$	(9,187)	High	\$	450,331	\$	449,430	
38	\$	78,555	NORTHSKY	09-09-16-204-011	401	8/21/2020	\$	392,775	0	\$	1,900	\$	110,000	\$	78,555	\$	448,945	\$	110,000	\$	89,789	\$	(11,234)	High	\$	308,132	\$	282,775	
38	\$	104,524	NORTHSKY	09-09-16-204-010	401	8/14/2020	\$	522,619	0	\$	1,900	\$	110,000	\$	104,524	\$	473,747	\$	110,000	\$	94,749	\$	9,774	Low	\$	330,679	\$	412,619	
38	\$	113,917	NORTHSKY	09-09-16-201-045	401	7/28/2020	\$	569,585	0	\$	1,900	\$	110,000	\$	113,917	\$	588,800	\$	110,000	\$	117,760	\$	(3,843)	High	\$	435,273	\$	459,585	
38	\$	83,116	NORTHSKY	09-09-16-203-009	401	7/24/2020	\$	415,580	0	\$	1,900	\$	110,000	\$	83,116	\$	410,762	\$	110,000	\$	82,152	\$	964	Low	\$	273,420	\$	305,580	
38	\$	100,013	NORTHSKY	09-09-16-201-021	402	6/23/2020	\$	500,065	0	\$	1,900	\$	110,000	\$	100,013	\$	578,421	\$	110,000	\$	115,684	\$	(15,671)	High	\$	425,837	\$	390,065	
38	\$	101,630	NORTHSKY	09-09-16-202-027	401	6/22/2020	\$	508,150	0	\$	1,900	\$	110,000	\$	101,630	\$	558,701	\$	110,000	\$	111,740	\$	(10,110)	High	\$	407,910	\$	398,150	
38	\$	83,656	NORTHSKY	09-09-16-203-010	401	6/19/2020	\$	418,280	0	\$	1,900	\$	110,000	\$	83,656	\$	451,197	\$	110,000	\$	90,239	\$	(6,583)	High	\$	310,179	\$	308,280	
38	\$	87,211	NORTHSKY	09-09-16-203-011	401	6/8/2020	\$	436,055	0	\$	1,900	\$	110,000	\$	87,211	\$	458,391	\$	110,000	\$	91,678	\$	(4,467)	High	\$	316,719	\$	326,055	
38	\$	112,836	NORTHSKY	09-09-16-202-028	401	6/5/2020	\$	564,180	0	\$	1,900	\$	110,000	\$	112,836	\$	641,670	\$	110,000	\$	128,334	\$	(15,498)	High	\$	483,336	\$	454,180	
38	\$	109,586	NORTHSKY	09-09-16-201-037	401	5/29/2020	\$	547,930	0	\$	1,900	\$	110,000	\$	109,586	\$	625,073	\$	110,000	\$	125,015	\$	(15,429)	High	\$	468,248	\$	437,930	
38	\$	88,307	NORTHSKY	09-09-16-203-012	401	5/22/2020	\$	441,535	0	\$	1,900	\$	110,000	\$	88,307	\$	452,922	\$	110,000	\$	90,584	\$	(2,277)	High	\$	311,747	\$	331,535	
38	\$	110,604	NORTHSKY	09-09-16-201-040	401	3/17/2020	\$	553,020	0	\$	1,900	\$	110,000	\$	110,604	\$	636,119	\$	110,000	\$	127,224	\$	(16,620)	High	\$	478,290	\$	443,020	
38	\$	115,926	NORTHSKY	09-09-16-202-029	401	2/27/2020	\$	579,630	0	\$	1,900	\$	110,000	\$	115,926	\$	586,143	\$	110,000	\$	117,229	\$	(1,303)	High	\$	432,857	\$	469,630	
38	\$	99,915	NORTHSKY	09-09-16-201-036	401	2/12/2020	\$	499,575	0	\$	1,900	\$	110,000	\$	99,915	\$	563,938	\$	110,000	\$	112,788	\$	(12,873)	High	\$	412,671	\$	389,575	
38			NORTHSKY	09-09-16-202-046	401	12/16/2019	\$	558,305	0	\$	1,900	\$	110,000			\$	611,444	\$	110,000						\$	455,858			
38																													
38																													
38	\$	115,223	Average																										
38	\$	115,963	Median																										
38																													
38		\$2,025	Windemere Sub	09-09-14-209-025	401	6/22/2022	\$	638,000	63	\$	1,900	\$	119,700	\$	127,600	\$	527,305	\$	119,700	\$	105,461	\$	22,139	Low	\$	370,550	\$	518,300	
38		\$1,284		09-09-14-209-034	401	11/5/2021	\$	475,000	74	\$	1,900	\$	122,158	\$	95,000	\$	508,434	\$	122,158	\$	101,687	\$	(6,687)	High	\$	351,160	\$	352,842	
38		\$1,449		09-09-14-209-050	401	5/11/2020	\$	456,500	63	\$	1,900	\$	119,700	\$	91,300	\$	536,582	\$	119,700	\$	107,316	\$	(16,016)	High	\$	378,984	\$	336,800	
38				09-09-14-209-037	401	12/20/2019	\$	548,500	81	\$	1,900	\$	126,746	\$	109,700	\$	599,394	\$	126,746							\$	429,680		
38				09-09-14-209-033	401	11/20/2019	\$	321,600	74	\$	1,900	\$	123,590	\$	64,320	\$	484,578	\$	123,590							\$	328,171		
38				09-09-14-209-049	401	9/12/2017	\$	515,000	63	\$	1,900	\$	119,700	\$	103,000	\$	532,015	\$	119,700							\$	374,832		
38				09-09-14-209-039	401	12/27/2016	\$	497,000	75	\$	1,900	\$	123,138	\$	99,400	\$	567,310	\$	123,138							\$	403,793		
38				09-09-14-209-032	401	8/23/1994	\$	235,000	70	\$	1,900	\$	123,544	\$	47,000	\$	523,525	\$	123,544							\$	363,619		
38				09-09-14-209-035	401	10/30/1992	\$	230,000	83	\$	1,900	\$	127,187	\$	46,000	\$	534,752	\$	127,187							\$	370,514		





ECF TABLE	New Land \$ FF	PARCEL NUMBER	CLASS	LAST SALE	SALE PRICE	LAND FF	LAND \$ FF	LAND VALUE	LV 22.5% SP	MARKET VALUE	LAND VALUE	LV % MV	DIF LVSP V LVMV	LV High or Low?	BLDG BASE VAL	BLDG RSIDL SALE
41	\$ 60,525	09-09-14-100-346	401	6/12/2023	\$ 269,000	0	\$ -	\$ 58,000	\$ 60,525	\$ 239,514	\$ 58,000	\$ 47,903	\$ 12,622	Low	\$ 106,773	\$ 211,000
41	\$ 71,325	09-09-14-100-294	401	4/28/2023	\$ 317,000	0	\$ -	\$ 58,000	\$ 71,325	\$ 205,764	\$ 58,000	\$ 41,153	\$ 30,172	Low	\$ 86,920	\$ 259,000
41	\$ 59,625	09-09-14-100-134	401	4/18/2023	\$ 265,000	0	\$ -	\$ 58,000	\$ 59,625	\$ 215,422	\$ 58,000	\$ 43,084	\$ 16,541	Low	\$ 92,601	\$ 207,000
41	\$ 59,963	09-09-14-100-145	401	4/3/2023	\$ 266,500	0	\$ -	\$ 58,000	\$ 59,963	\$ 244,718	\$ 58,000	\$ 48,944	\$ 11,019	Low	\$ 109,834	\$ 208,500
41	\$ 63,000	09-09-14-100-433	401	3/17/2023	\$ 280,000	0	\$ -	\$ 58,000	\$ 63,000	\$ 257,668	\$ 58,000	\$ 51,534	\$ 11,466	Low	\$ 117,452	\$ 222,000
41	\$ 61,538	09-09-14-100-090	401	3/13/2023	\$ 273,500	0	\$ -	\$ 58,000	\$ 61,538	\$ 229,299	\$ 58,000	\$ 45,860	\$ 15,678	Low	\$ 100,764	\$ 215,500
41	\$ 63,000	09-09-14-100-204	401	3/10/2023	\$ 280,000	0	\$ -	\$ 58,000	\$ 63,000	\$ 245,847	\$ 58,000	\$ 49,169	\$ 13,831	Low	\$ 110,498	\$ 222,000
41	\$ 56,250	09-09-14-100-357	401	1/25/2023	\$ 250,000	0	\$ -	\$ 58,000	\$ 56,250	\$ 250,581	\$ 58,000	\$ 50,116	\$ 6,134	Low	\$ 113,283	\$ 192,000
41	\$ 58,500	09-09-14-100-404	401	10/28/2022	\$ 260,000	0	\$ -	\$ 58,000	\$ 58,500	\$ 278,784	\$ 58,000	\$ 55,757	\$ 2,743	Low	\$ 129,873	\$ 202,000
41	\$ 57,825	09-09-14-100-393	401	10/18/2022	\$ 257,000	0	\$ -	\$ 58,000	\$ 57,825	\$ 260,693	\$ 58,000	\$ 52,139	\$ 5,686	Low	\$ 119,231	\$ 199,000
41	\$ 54,000	09-09-14-100-377	401	9/23/2022	\$ 240,000	0	\$ -	\$ 58,000	\$ 54,000	\$ 267,246	\$ 58,000	\$ 53,449	\$ 551	Low	\$ 123,086	\$ 182,000
41	\$ 61,200	09-09-14-100-099	401	9/2/2022	\$ 272,000	0	\$ -	\$ 58,000	\$ 61,200	\$ 248,852	\$ 58,000	\$ 49,770	\$ 11,430	Low	\$ 112,266	\$ 214,000
41	\$ 58,950	09-09-14-100-412	401	9/2/2022	\$ 262,000	0	\$ -	\$ 58,000	\$ 58,950	\$ 263,318	\$ 58,000	\$ 52,664	\$ 6,286	Low	\$ 120,775	\$ 204,000
41	\$ 62,325	09-09-14-100-086	401	8/29/2022	\$ 277,000	0	\$ -	\$ 58,000	\$ 62,325	\$ 244,718	\$ 58,000	\$ 48,944	\$ 13,381	Low	\$ 109,834	\$ 219,000
41	\$ 64,125	09-09-14-100-064	401	8/24/2022	\$ 285,000	0	\$ -	\$ 58,000	\$ 64,125	\$ 245,847	\$ 58,000	\$ 49,169	\$ 14,956	Low	\$ 110,498	\$ 227,000
41	\$ 60,525	09-09-14-100-413	401	8/11/2022	\$ 269,000	0	\$ -	\$ 58,000	\$ 60,525	\$ 263,318	\$ 58,000	\$ 52,664	\$ 7,861	Low	\$ 120,775	\$ 211,000
41	\$ 59,513	09-09-14-100-295	401	7/29/2022	\$ 264,500	0	\$ -	\$ 58,000	\$ 59,513	\$ 211,320	\$ 58,000	\$ 42,264	\$ 17,249	Low	\$ 90,188	\$ 206,500
41	\$ 56,250	09-09-14-100-301	401	7/27/2022	\$ 250,000	0	\$ -	\$ 58,000	\$ 56,250	\$ 219,374	\$ 58,000	\$ 43,875	\$ 12,375	Low	\$ 94,926	\$ 192,000
41	\$ 58,500	09-09-14-100-017	401	7/20/2022	\$ 260,000	0	\$ -	\$ 58,000	\$ 58,500	\$ 213,729	\$ 58,000	\$ 42,746	\$ 15,754	Low	\$ 91,605	\$ 202,000
41	\$ 69,750	09-09-14-100-264	401	7/19/2022	\$ 310,000	0	\$ -	\$ 58,000	\$ 69,750	\$ 239,514	\$ 58,000	\$ 47,903	\$ 21,847	Low	\$ 106,773	\$ 252,000
41	\$ 54,000	09-09-14-100-251	401	7/11/2022	\$ 240,000	0	\$ -	\$ 58,000	\$ 54,000	\$ 229,501	\$ 58,000	\$ 45,900	\$ 8,100	Low	\$ 100,883	\$ 182,000
41	\$ 60,750	09-09-14-100-113	401	7/6/2022	\$ 270,000	0	\$ -	\$ 58,000	\$ 60,750	\$ 249,401	\$ 58,000	\$ 49,880	\$ 10,870	Low	\$ 112,589	\$ 212,000
41	\$ 58,500	09-09-14-100-222	401	6/30/2022	\$ 260,000	0	\$ -	\$ 58,000	\$ 58,500	\$ 250,195	\$ 58,000	\$ 50,039	\$ 8,461	Low	\$ 113,056	\$ 202,000
41	\$ 61,875	09-09-14-100-338	401	6/21/2022	\$ 275,000	0	\$ -	\$ 58,000	\$ 61,875	\$ 239,514	\$ 58,000	\$ 47,903	\$ 13,972	Low	\$ 106,773	\$ 217,000
41	\$ 54,203	09-09-14-100-176	401	4/13/2022	\$ 240,900	0	\$ -	\$ 58,000	\$ 54,203	\$ 217,412	\$ 58,000	\$ 43,482	\$ 10,720	Low	\$ 93,772	\$ 182,900
41	\$ 57,375	09-09-14-100-331	401	4/3/2022	\$ 255,000	0	\$ -	\$ 58,000	\$ 57,375	\$ 244,650	\$ 58,000	\$ 48,930	\$ 8,445	Low	\$ 109,794	\$ 197,000
41	\$ 64,125	09-09-14-100-316	401	3/4/2022	\$ 285,000	0	\$ -	\$ 58,000	\$ 64,125	\$ 250,581	\$ 58,000	\$ 50,116	\$ 14,009	Low	\$ 113,283	\$ 227,000
41	\$ 60,188	09-09-14-100-083	401	2/23/2022	\$ 267,500	0	\$ -	\$ 58,000	\$ 60,188	\$ 245,160	\$ 58,000	\$ 49,032	\$ 11,156	Low	\$ 110,094	\$ 209,500
41	\$ 64,800	09-09-14-100-114	401	2/18/2022	\$ 288,000	0	\$ -	\$ 58,000	\$ 64,800	\$ 236,767	\$ 58,000	\$ 47,353	\$ 17,447	Low	\$ 105,157	\$ 230,000
41	\$ 51,609	09-09-14-100-057	401	11/10/2021	\$ 229,375	0	\$ -	\$ 58,000	\$ 51,609	\$ 250,086	\$ 58,000	\$ 50,017	\$ 1,592	Low	\$ 112,992	\$ 171,375
41	\$ 57,600	09-09-14-100-093	401	11/10/2021	\$ 256,000	0	\$ -	\$ 58,000	\$ 57,600	\$ 253,619	\$ 58,000	\$ 50,724	\$ 6,876	Low	\$ 115,070	\$ 198,000
41	\$ 54,000	09-09-14-100-012	401	10/21/2021	\$ 240,000	0	\$ -	\$ 58,000	\$ 54,000	\$ 229,299	\$ 58,000	\$ 45,860	\$ 8,140	Low	\$ 100,764	\$ 182,000
41	\$ 54,000	09-09-14-100-077	401	10/18/2021	\$ 240,000	0	\$ -	\$ 58,000	\$ 54,000	\$ 211,231	\$ 58,000	\$ 42,246	\$ 11,754	Low	\$ 90,136	\$ 182,000
41	\$ 51,750	09-09-14-100-238	401	10/14/2021	\$ 230,000	0	\$ -	\$ 58,000	\$ 51,750	\$ 217,258	\$ 58,000	\$ 43,452	\$ 8,298	Low	\$ 93,681	\$ 172,000
41	\$ 53,550	09-09-14-100-419	401	10/4/2021	\$ 238,000	0	\$ -	\$ 58,000	\$ 53,550	\$ 260,693	\$ 58,000	\$ 52,139	\$ 1,411	Low	\$ 119,231	\$ 180,000
41	\$ 57,353	09-09-14-100-067	401	9/28/2021	\$ 254,900	0	\$ -	\$ 58,000	\$ 57,353	\$ 237,896	\$ 58,000	\$ 47,579	\$ 9,773	Low	\$ 105,821	\$ 196,900
41	\$ 41,625	09-09-14-100-026	401	8/20/2021	\$ 185,000	0	\$ -	\$ 58,000	\$ 41,625	\$ 196,196	\$ 58,000	\$ 39,239	\$ 2,386	Low	\$ 81,292	\$ 127,000
41	\$ 46,125	09-09-14-100-350	401	8/12/2021	\$ 205,000	0	\$ -	\$ 58,000	\$ 46,125	\$ 239,514	\$ 58,000	\$ 47,903	\$ (1,778)	High	\$ 106,773	\$ 147,000
41	\$ 64,125	09-09-14-100-153	401	7/16/2021	\$ 285,000	0	\$ -	\$ 58,000	\$ 64,125	\$ 244,718	\$ 58,000	\$ 48,944	\$ 15,181	Low	\$ 109,834	\$ 227,000
41	\$ 57,375	09-09-14-100-183	401	7/2/2021	\$ 255,000	0	\$ -	\$ 58,000	\$ 57,375	\$ 208,972	\$ 58,000	\$ 41,794	\$ 15,581	Low	\$ 88,807	\$ 197,000
41	\$ 57,825	09-09-14-100-387	401	6/18/2021	\$ 257,000	0	\$ -	\$ 58,000	\$ 57,825	\$ 260,693	\$ 58,000	\$ 52,139	\$ 5,686	Low	\$ 119,231	\$ 199,000
41	\$ 48,375	09-09-14-100-339	401	6/11/2021	\$ 215,000	0	\$ -	\$ 58,000	\$ 48,375	\$ 239,514	\$ 58,000	\$ 47,903	\$ 472	Low	\$ 106,773	\$ 157,000
41	\$ 53,325	09-09-14-100-034	401	5/19/2021	\$ 237,000	0	\$ -	\$ 58,000	\$ 53,325	\$ 210,657	\$ 58,000	\$ 42,131	\$ 11,194	Low	\$ 89,798	\$ 179,000
41	\$ 49,500	09-09-14-100-069	401	4/8/2021	\$ 220,000	0	\$ -	\$ 58,000	\$ 49,500	\$ 213,848	\$ 58,000	\$ 42,770	\$ 6,730	Low	\$ 91,675	\$ 162,000
41	\$ 56,250	09-09-14-100-435	401	4/2/2021	\$ 250,000	0	\$ -	\$ 58,000	\$ 56,250	\$ 269,842	\$ 58,000	\$ 53,968	\$ 2,282	Low	\$ 124,613	\$ 192,000
41	\$ 51,300	09-09-14-100-191	401	3/24/2021	\$ 228,000	0	\$ -	\$ 58,000	\$ 51,300	\$ 244,718	\$ 58,000	\$ 48,944	\$ 2,356	Low	\$ 109,834	\$ 170,000
41	\$ 49,478	09-09-14-100-242	401	2/26/2021	\$ 219,900	0	\$ -	\$ 58,000	\$ 49,478	\$ 207,078	\$ 58,000	\$ 41,416	\$ 8,062	Low	\$ 87,693	\$ 161,900
41	\$ 55,800	09-09-14-100-305	401	2/19/2021	\$ 248,000	0	\$ -	\$ 58,000	\$ 55,800	\$ 239,514	\$ 58,000	\$ 47,903	\$ 7,897	Low	\$ 106,773	\$ 190,000
41	\$ 53,550	09-09-14-100-196	401	1/29/2021	\$ 238,000	0	\$ -	\$ 58,000	\$ 53,550	\$ 244,718	\$ 58,000	\$ 48,944	\$ 4,606	Low	\$ 109,834	\$ 180,000



ECFTABLE	New Land \$ FF
42	\$1,469
42	\$1,571
42	\$1,000
42	\$1,279
42	\$1,164
42	\$1,050
42	\$1,341
42	\$1,235
42	\$1,024
42	
42	\$1,237 AVERAGE
42	\$1,235 MEDIAN
42	200.0554437 STNDRD DEV
42	\$1,156 AVERAGE
42	
42	
42	current
42	\$ 1,300 2024 LV

PARCEL NUMBER	CLASS	LAST SALE	SALE PRICE	LAND FF	LAND \$ FF	LAND VALUE	LV 20% SP	MARKET VALUE	LAND VALUE	LV % MV	DIF LVSP V LVMV	LV High or	BLDG BASE VAL	BLDG RSDL SALE
09-09-23-104-016	401	5/19/2023	\$ 639,000	87	\$ 1,400	\$ 116,406	\$ 127,800	\$ 548,316	\$ 116,406	\$ 109,663	\$ 18,137	Low	\$ 207,350	\$ 522,594
09-09-23-103-011	401	5/8/2023	\$ 550,000	70	\$ 1,400	\$ 106,020	\$ 110,000	\$ 507,912	\$ 106,020	\$ 101,582	\$ 8,418	Low	\$ 192,939	\$ 443,980
09-09-23-104-006	401	3/6/2023	\$ 455,000	91	\$ 1,400	\$ 128,152	\$ 91,000	\$ 513,961	\$ 128,152	\$ 102,792	\$ (11,792)	High	\$ 185,218	\$ 326,848
09-09-23-102-024	401	2/23/2023	\$ 569,000	89	\$ 1,400	\$ 117,629	\$ 113,800	\$ 516,640	\$ 117,629	\$ 103,328	\$ 10,472	Low	\$ 191,556	\$ 451,371
09-09-23-102-012	401	6/7/2022	\$ 489,000	84	\$ 1,400	\$ 114,542	\$ 97,800	\$ 546,081	\$ 114,542	\$ 109,216	\$ (11,416)	High	\$ 207,172	\$ 374,458
09-09-23-104-013	401	9/17/2021	\$ 420,000	80	\$ 1,400	\$ 113,807	\$ 84,000	\$ 513,968	\$ 113,807	\$ 102,794	\$ (18,794)	High	\$ 192,108	\$ 306,193
09-09-23-102-036	401	7/29/2021	\$ 550,000	82	\$ 1,400	\$ 113,279	\$ 110,000	\$ 543,523	\$ 113,279	\$ 108,705	\$ 1,295	Low	\$ 206,550	\$ 436,721
09-09-23-101-016	401	3/31/2021	\$ 494,000	80	\$ 1,400	\$ 113,098	\$ 98,800	\$ 520,320	\$ 113,098	\$ 104,064	\$ (5,264)	High	\$ 195,498	\$ 380,902
09-09-23-102-007	401	12/22/2020	\$ 430,000	84	\$ 1,400	\$ 114,542	\$ 86,000	\$ 539,584	\$ 114,542	\$ 107,917	\$ (21,917)	High	\$ 204,053	\$ 315,458

ECFTABLE	New Land \$ FF	PARCEL NUMBER	CLASS	LAST SALE	SALE PRICE	LAND FF	LAND \$ FF	LAND VALUE	LV 20% SP	MARKET VALUE	LAND VALUE	LV % MV	DIF LVSP V LVMV	LV High or Low?	BLDG BASE VAL	BLDG RSDL SALE
43	\$1,532	09-09-23-406-001	401	5/1/2023	\$ 766,000	100	\$ 1,400	\$ 130,244	\$ 153,200	\$ 695,983	\$ 130,244	\$ 139,197	\$ 14,003	Low	\$ 255,528	\$ 635,756
43	\$1,481	09-09-23-406-026	401	4/5/2023	\$ 600,000	81	\$ 1,400	\$ 115,074	\$ 120,000	\$ 634,044	\$ 115,074	\$ 126,809	\$ (6,809)	High	\$ 234,404	\$ 484,926
43	\$1,550	09-09-23-400-027	401	11/18/2022	\$ 620,000	80	\$ 1,400	\$ 115,624	\$ 124,000	\$ 608,086	\$ 115,624	\$ 121,617	\$ 2,383	Low	\$ 222,431	\$ 504,376
43	\$1,788	09-09-23-406-024	401	6/29/2022	\$ 715,000	80	\$ 1,400	\$ 114,545	\$ 143,000	\$ 658,675	\$ 114,545	\$ 131,735	\$ 11,265	Low	\$ 245,768	\$ 600,455
43	\$1,068	09-09-23-407-003	401	6/28/2022	\$ 550,000	103	\$ 1,400	\$ 129,972	\$ 110,000	\$ 617,209	\$ 129,972	\$ 123,442	\$ (13,442)	High	\$ 220,071	\$ 420,028
43	\$1,678	09-09-23-407-004	401	6/1/2022	\$ 755,000	90	\$ 1,400	\$ 121,493	\$ 151,000	\$ 655,691	\$ 121,493	\$ 131,138	\$ 19,862	Low	\$ 241,282	\$ 633,507
43	\$1,588	09-09-23-402-019	401	5/6/2022	\$ 675,000	85	\$ 1,400	\$ 120,079	\$ 135,000	\$ 710,252	\$ 120,079	\$ 142,050	\$ (7,050)	High	\$ 266,564	\$ 554,921
43	\$1,321	09-09-23-406-033	401	11/30/2021	\$ 528,320	80	\$ 1,400	\$ 114,728	\$ 105,664	\$ 566,625	\$ 114,728	\$ 113,325	\$ (7,661)	High	\$ 204,109	\$ 413,592
43	\$1,156	09-09-23-408-011	401	11/3/2021	\$ 555,000	96	\$ 1,400	\$ 124,457	\$ 111,000	\$ 586,815	\$ 124,457	\$ 117,363	\$ (6,363)	High	\$ 208,834	\$ 430,543
43	\$1,028	09-09-23-401-017	401	10/29/2021	\$ 514,000	100	\$ 1,400	\$ 129,074	\$ 102,800	\$ 567,470	\$ 129,074	\$ 113,494	\$ (10,694)	High	\$ 198,011	\$ 384,926
43	\$1,060	09-09-23-401-008	401	9/3/2021	\$ 530,000	100	\$ 1,400	\$ 131,741	\$ 106,000	\$ 598,311	\$ 131,741	\$ 119,662	\$ (13,662)	High	\$ 210,736	\$ 398,259
43	\$936	09-09-23-401-043	401	8/17/2021	\$ 440,000	94	\$ 1,400	\$ 126,090	\$ 88,000	\$ 592,721	\$ 126,090	\$ 118,544	\$ (30,544)	High	\$ 210,764	\$ 313,910
43	\$1,316	09-09-23-400-023	401	8/16/2021	\$ 625,000	95	\$ 1,400	\$ 123,807	\$ 125,000	\$ 591,833	\$ 123,807	\$ 118,367	\$ 6,633	Low	\$ 211,394	\$ 501,193
43	\$1,396	09-09-23-402-023	401	7/9/2021	\$ 614,223	88	\$ 1,400	\$ 121,818	\$ 122,845	\$ 606,863	\$ 121,818	\$ 121,373	\$ 1,472	Low	\$ 219,081	\$ 492,405
43	\$1,327	09-09-23-402-013	401	7/2/2021	\$ 597,000	90	\$ 1,400	\$ 123,741	\$ 119,400	\$ 605,011	\$ 123,741	\$ 121,002	\$ (1,602)	High	\$ 217,376	\$ 473,259
43	\$1,266	09-09-23-405-005	401	6/18/2021	\$ 576,225	91	\$ 1,400	\$ 124,061	\$ 115,245	\$ 677,782	\$ 124,061	\$ 135,556	\$ (20,311)	High	\$ 250,100	\$ 452,164
43	\$1,388	09-09-23-408-002	401	6/16/2021	\$ 555,000	80	\$ 1,400	\$ 114,728	\$ 111,000	\$ 599,377	\$ 114,728	\$ 119,875	\$ (8,875)	High	\$ 218,902	\$ 440,272
43	\$1,361	09-09-23-406-035	401	5/14/2021	\$ 565,000	83	\$ 1,400	\$ 122,731	\$ 113,000	\$ 573,882	\$ 122,731	\$ 114,776	\$ (1,776)	High	\$ 203,772	\$ 442,269
43	\$1,077	09-09-23-402-012	401	4/28/2021	\$ 490,000	91	\$ 1,400	\$ 124,427	\$ 98,000	\$ 594,800	\$ 124,427	\$ 118,960	\$ (20,960)	High	\$ 212,454	\$ 365,573
43	\$1,073	09-09-23-404-007	401	12/16/2020	\$ 424,000	79	\$ 1,400	\$ 114,189	\$ 84,800	\$ 486,675	\$ 114,189	\$ 97,335	\$ (12,535)	High	\$ 168,241	\$ 309,811
43	\$1,535	09-09-23-405-032	401	10/29/2020	\$ 660,000	86	\$ 1,400	\$ 118,187	\$ 132,000	\$ 756,760	\$ 118,187	\$ 151,352	\$ (19,352)	High	\$ 288,425	\$ 541,813
43	\$1,221	09-09-23-400-002	401	7/6/2020	\$ 531,000	87	\$ 1,400	\$ 118,677	\$ 106,200	\$ 579,096	\$ 118,677	\$ 115,819	\$ (9,619)	High	\$ 207,958	\$ 412,323
43	\$1,018	09-09-23-404-012	401	6/26/2020	\$ 458,000	90	\$ 1,400	\$ 122,450	\$ 91,600	\$ 592,281	\$ 122,450	\$ 118,456	\$ (26,856)	High	\$ 212,209	\$ 335,550
43	\$1,200	09-09-23-403-006	401	6/19/2020	\$ 480,000	80	\$ 1,400	\$ 113,614	\$ 96,000	\$ 596,614	\$ 113,614	\$ 119,323	\$ (23,323)	High	\$ 218,157	\$ 366,386
43	\$1,200	09-09-23-405-034	401	6/19/2020	\$ 540,000	90	\$ 1,400	\$ 119,691	\$ 108,000	\$ 624,795	\$ 119,691	\$ 124,959	\$ (16,959)	High	\$ 228,141	\$ 420,309
43	\$1,063	09-09-23-404-011	401	5/8/2020	\$ 425,000	80	\$ 1,400	\$ 115,447	\$ 85,000	\$ 525,832	\$ 115,447	\$ 105,166	\$ (20,166)	High	\$ 185,359	\$ 309,553
43	\$1,228	09-09-23-405-040	401	1/29/2020	\$ 620,000	101	\$ 1,400	\$ 130,114	\$ 124,000	\$ 671,167	\$ 130,114	\$ 134,233	\$ (10,233)	High	\$ 244,378	\$ 489,886
43	\$1,093	09-09-23-406-012	401	1/13/2020	\$ 410,000	75	\$ 1,400	\$ 116,666	\$ 82,000	\$ 552,955	\$ 116,666	\$ 110,591	\$ (28,591)	High	\$ 197,059	\$ 293,334
43		09-09-23-404-003	401	9/21/2019	\$ 482,000	80	\$ 1,400	\$ 114,545		\$ 643,140	\$ 114,545				\$ 238,751	
43	\$1,284 AVERAGE	09-09-23-406-022	401	7/10/2019	\$ 570,000	90	\$ 1,400	\$ 121,493		\$ 577,225	\$ 121,493				\$ 205,841	
43	\$1,247 MEDIAN	09-09-23-407-007	401	3/21/2019	\$ 375,000	80	\$ 1,400	\$ 119,580		\$ 614,338	\$ 119,580				\$ 223,468	
43	222.2416347 STNDRD DEV	09-09-23-404-009	401	12/10/2018	\$ 410,000	78	\$ 1,400	\$ 113,819		\$ 590,011	\$ 113,819				\$ 215,082	
43	\$1,235 AVERAGE	09-09-23-402-009	401	12/9/2018	\$ 447,000	80	\$ 1,400	\$ 117,669		\$ 604,946	\$ 117,669				\$ 220,089	
43		09-09-23-407-009	401	11/9/2018	\$ 535,000	96	\$ 1,400	\$ 123,187		\$ 641,976	\$ 123,187				\$ 234,322	
43	current	09-09-23-406-009	401	6/6/2018	\$ 595,000	82	\$ 1,400	\$ 118,114		\$ 608,116	\$ 118,114				\$ 221,320	
43	\$ 1,300 2024 LV	09-09-23-402-006	401	5/2/2018	\$ 565,000	104	\$ 1,400	\$ 131,832		\$ 679,089	\$ 131,832				\$ 247,180	

ECF TABLE	New Land \$	FF	PARCEL NUMBER	CLASS	LAST SALE	SALE PRICE	LAND FF	LAND \$	FF	LAND VALUE	LV 20% SP	MARKET VALUE	LAND VALUE	LV % MV	DIF LVSP V LVMV	LV High or Low?	BLDG BASE VAL	BLDG RSDL SALE
44	\$	54,200	09-09-26-204-120	401	5/18/2023	\$ 271,000	0	\$	-	\$ 60,000	\$ 54,200	\$ 229,647	\$ 60,000	\$ 45,929	\$ 8,271	Low	\$ 89,288	\$ 211,000
44	\$	52,000	09-09-26-204-345	401	5/2/2023	\$ 260,000	0	\$	-	\$ 60,000	\$ 52,000	\$ 249,307	\$ 60,000	\$ 49,861	\$ 2,139	Low	\$ 99,635	\$ 200,000
44	\$	59,000	09-09-26-204-207	401	4/7/2023	\$ 295,000	0	\$	-	\$ 60,000	\$ 59,000	\$ 249,307	\$ 60,000	\$ 49,861	\$ 9,139	Low	\$ 99,635	\$ 235,000
44	\$	56,200	09-09-26-204-043	401	3/31/2023	\$ 281,000	0	\$	-	\$ 60,000	\$ 56,200	\$ 240,646	\$ 60,000	\$ 48,129	\$ 8,071	Low	\$ 95,077	\$ 221,000
44	\$	53,200	09-09-26-204-319	401	3/10/2023	\$ 266,001	0	\$	-	\$ 60,000	\$ 53,200	\$ 249,307	\$ 60,000	\$ 49,861	\$ 3,339	Low	\$ 99,635	\$ 206,001
44	\$	51,900	09-09-26-204-133	401	2/28/2023	\$ 259,500	0	\$	-	\$ 60,000	\$ 51,900	\$ 229,647	\$ 60,000	\$ 45,929	\$ 5,971	Low	\$ 89,288	\$ 199,500
44	\$	60,000	09-09-26-204-072	401	2/9/2023	\$ 300,000	0	\$	-	\$ 60,000	\$ 60,000	\$ 269,414	\$ 60,000	\$ 53,883	\$ 6,117	Low	\$ 110,218	\$ 240,000
44	\$	50,000	09-09-26-204-141	401	1/3/2023	\$ 250,000	0	\$	-	\$ 60,000	\$ 50,000	\$ 229,647	\$ 60,000	\$ 45,929	\$ 4,071	Low	\$ 89,288	\$ 190,000
44	\$	67,000	09-09-26-204-302	401	12/16/2022	\$ 335,000	0	\$	-	\$ 60,000	\$ 67,000	\$ 279,167	\$ 60,000	\$ 55,833	\$ 11,167	Low	\$ 115,351	\$ 275,000
44	\$	49,320	09-09-26-204-162	401	11/8/2022	\$ 246,600	0	\$	-	\$ 60,000	\$ 49,320	\$ 237,532	\$ 60,000	\$ 47,506	\$ 1,814	Low	\$ 93,438	\$ 186,600
44	\$	39,600	09-09-26-204-101	401	11/1/2022	\$ 198,000	0	\$	-	\$ 60,000	\$ 39,600	\$ 229,647	\$ 60,000	\$ 45,929	\$ (6,329)	High	\$ 89,288	\$ 138,000
44	\$	48,000	09-09-26-204-275	401	10/5/2022	\$ 240,000	0	\$	-	\$ 60,000	\$ 48,000	\$ 241,019	\$ 60,000	\$ 48,204	\$ (204)	High	\$ 95,273	\$ 180,000
44	\$	51,000	09-09-26-204-024	401	9/29/2022	\$ 255,000	0	\$	-	\$ 60,000	\$ 51,000	\$ 241,019	\$ 60,000	\$ 48,204	\$ 2,796	Low	\$ 95,273	\$ 195,000
44	\$	47,600	09-09-26-204-249	401	9/29/2022	\$ 238,000	0	\$	-	\$ 60,000	\$ 47,600	\$ 241,019	\$ 60,000	\$ 48,204	\$ (604)	High	\$ 95,273	\$ 178,000
44	\$	57,800	09-09-26-204-139	401	9/27/2022	\$ 289,000	0	\$	-	\$ 60,000	\$ 57,800	\$ 229,647	\$ 60,000	\$ 45,929	\$ 11,871	Low	\$ 89,288	\$ 229,000
44	\$	54,000	09-09-26-204-221	401	9/22/2022	\$ 270,000	0	\$	-	\$ 60,000	\$ 54,000	\$ 257,754	\$ 60,000	\$ 51,551	\$ 2,449	Low	\$ 104,081	\$ 210,000
44	\$	50,000	09-09-26-204-140	401	8/30/2022	\$ 250,000	0	\$	-	\$ 60,000	\$ 50,000	\$ 229,647	\$ 60,000	\$ 45,929	\$ 4,071	Low	\$ 89,288	\$ 190,000
44	\$	57,200	09-09-26-204-270	401	8/24/2022	\$ 286,000	0	\$	-	\$ 60,000	\$ 57,200	\$ 279,167	\$ 60,000	\$ 55,833	\$ 1,367	Low	\$ 115,351	\$ 226,000
44	\$	59,000	09-09-26-204-246	401	7/8/2022	\$ 295,000	0	\$	-	\$ 60,000	\$ 59,000	\$ 249,307	\$ 60,000	\$ 49,861	\$ 9,139	Low	\$ 99,635	\$ 235,000
44	\$	70,000	09-09-26-204-173	401	6/29/2022	\$ 350,000	0	\$	-	\$ 60,000	\$ 70,000	\$ 269,414	\$ 60,000	\$ 53,883	\$ 16,117	Low	\$ 110,218	\$ 290,000
44	\$	51,000	09-09-26-204-201	401	6/10/2022	\$ 255,000	0	\$	-	\$ 60,000	\$ 51,000	\$ 257,754	\$ 60,000	\$ 51,551	\$ (551)	High	\$ 104,081	\$ 195,000
44	\$	66,000	09-09-26-204-330	401	6/10/2022	\$ 330,000	0	\$	-	\$ 60,000	\$ 66,000	\$ 279,167	\$ 60,000	\$ 55,833	\$ 10,167	Low	\$ 115,351	\$ 270,000
44	\$	52,300	09-09-26-204-061	401	6/8/2022	\$ 261,500	0	\$	-	\$ 60,000	\$ 52,300	\$ 229,647	\$ 60,000	\$ 45,929	\$ 6,371	Low	\$ 89,288	\$ 201,500
44	\$	57,600	09-09-26-204-225	401	5/11/2022	\$ 288,000	0	\$	-	\$ 60,000	\$ 57,600	\$ 249,307	\$ 60,000	\$ 49,861	\$ 7,739	Low	\$ 99,635	\$ 228,000
44	\$	52,800	09-09-26-204-286	401	5/9/2022	\$ 264,000	0	\$	-	\$ 60,000	\$ 52,800	\$ 241,019	\$ 60,000	\$ 48,204	\$ 4,596	Low	\$ 95,273	\$ 204,000
44	\$	73,020	09-09-26-204-150	401	4/29/2022	\$ 365,100	0	\$	-	\$ 60,000	\$ 73,020	\$ 271,928	\$ 60,000	\$ 54,386	\$ 18,634	Low	\$ 111,541	\$ 305,100
44	\$	70,300	09-09-26-204-356	401	4/22/2022	\$ 351,500	0	\$	-	\$ 60,000	\$ 70,300	\$ 271,580	\$ 60,000	\$ 54,316	\$ 15,984	Low	\$ 111,358	\$ 291,500
44	\$	51,000	09-09-26-204-005	401	4/14/2022	\$ 255,000	0	\$	-	\$ 60,000	\$ 51,000	\$ 229,647	\$ 60,000	\$ 45,929	\$ 5,071	Low	\$ 89,288	\$ 195,000
44	\$	53,000	09-09-26-204-082	401	3/18/2022	\$ 265,000	0	\$	-	\$ 60,000	\$ 53,000	\$ 269,414	\$ 60,000	\$ 53,883	\$ (883)	High	\$ 110,218	\$ 205,000
44	\$	45,000	09-09-26-204-015	401	3/17/2022	\$ 225,000	0	\$	-	\$ 60,000	\$ 45,000	\$ 241,019	\$ 60,000	\$ 48,204	\$ (3,204)	High	\$ 95,273	\$ 165,000
44	\$	47,000	09-09-26-204-251	401	3/11/2022	\$ 235,000	0	\$	-	\$ 60,000	\$ 47,000	\$ 248,930	\$ 60,000	\$ 49,786	\$ (2,786)	High	\$ 99,437	\$ 175,000
44	\$	54,600	09-09-26-204-056	401	3/9/2022	\$ 273,000	0	\$	-	\$ 60,000	\$ 54,600	\$ 237,532	\$ 60,000	\$ 47,506	\$ 7,094	Low	\$ 93,438	\$ 213,000
44	\$	50,000	09-09-26-204-125	401	3/7/2022	\$ 250,000	0	\$	-	\$ 60,000	\$ 50,000	\$ 237,532	\$ 60,000	\$ 47,506	\$ 2,494	Low	\$ 93,438	\$ 190,000
44	\$	44,000	09-09-26-204-237	401	2/28/2022	\$ 220,000	0	\$	-	\$ 60,000	\$ 44,000	\$ 248,930	\$ 60,000	\$ 49,786	\$ (5,786)	High	\$ 99,437	\$ 160,000
44	\$	57,000	09-09-26-204-012	401	2/11/2022	\$ 285,000	0	\$	-	\$ 60,000	\$ 57,000	\$ 279,167	\$ 60,000	\$ 55,833	\$ 1,167	Low	\$ 115,351	\$ 225,000
44	\$	40,000	09-09-26-204-342	401	1/18/2022	\$ 200,000	0	\$	-	\$ 60,000	\$ 40,000	\$ 257,754	\$ 60,000	\$ 51,551	\$ (11,551)	High	\$ 104,081	\$ 140,000
44	\$	50,500	09-09-26-204-104	401	1/6/2022	\$ 252,500	0	\$	-	\$ 60,000	\$ 50,500	\$ 229,647	\$ 60,000	\$ 45,929	\$ 4,571	Low	\$ 89,288	\$ 192,500
44	\$	56,000	09-09-26-204-282	401	12/3/2021	\$ 280,000	0	\$	-	\$ 60,000	\$ 56,000	\$ 269,414	\$ 60,000	\$ 53,883	\$ 2,117	Low	\$ 110,218	\$ 220,000
44	\$	63,600	09-09-26-204-117	401	11/30/2021	\$ 318,000	0	\$	-	\$ 60,000	\$ 63,600	\$ 269,414	\$ 60,000	\$ 53,883	\$ 9,717	Low	\$ 110,218	\$ 258,000
44	\$	56,000	09-09-26-204-289	401	11/11/2021	\$ 280,000	0	\$	-	\$ 60,000	\$ 56,000	\$ 279,167	\$ 60,000	\$ 55,833	\$ 167	Low	\$ 115,351	\$ 220,000
44	\$	46,200	09-09-26-204-044	401	9/29/2021	\$ 231,000	0	\$	-	\$ 60,000	\$ 46,200	\$ 229,647	\$ 60,000	\$ 45,929	\$ 271	Low	\$ 89,288	\$ 171,000
44	\$	44,000	09-09-26-204-146	401	9/22/2021	\$ 220,000	0	\$	-	\$ 60,000	\$ 44,000	\$ 229,647	\$ 60,000	\$ 45,929	\$ (1,929)	High	\$ 89,288	\$ 160,000
44	\$	45,880	09-09-26-204-167	401	9/16/2021	\$ 229,400	0	\$	-	\$ 60,000	\$ 45,880	\$ 229,647	\$ 60,000	\$ 45,929	\$ (49)	High	\$ 89,288	\$ 169,400
44	\$	50,000	09-09-26-204-089	401	8/6/2021	\$ 250,000	0	\$	-	\$ 60,000	\$ 50,000	\$ 229,647	\$ 60,000	\$ 45,929	\$ 4,071	Low	\$ 89,288	\$ 190,000
44	\$	60,000	09-09-26-204-360	401	8/6/2021	\$ 300,000	0	\$	-	\$ 60,000	\$ 60,000	\$ 279,167	\$ 60,000	\$ 55,833	\$ 4,167	Low	\$ 115,351	\$ 240,000
44	\$	58,200	09-09-26-204-239	401	7/30/2021	\$ 291,000	0	\$	-	\$ 60,000	\$ 58,200	\$ 257,754	\$ 60,000	\$ 51,551	\$ 6,649	Low	\$ 104,081	\$ 231,000
44	\$	47,200	09-09-26-204-204	401	7/2/2021	\$ 236,000	0	\$	-	\$ 60,000	\$ 47,200	\$ 249,307	\$ 60,000	\$ 49,861	\$ (2,661)	High	\$ 99,635	\$ 176,000
44	\$	52,000	09-09-26-204-211	401	7/1/2021	\$ 260,000	0	\$	-	\$ 60,000	\$ 52,000	\$ 229,647	\$ 60,000	\$ 45,929	\$ 6,071	Low	\$ 89,288	\$ 200,000



44	\$	56,000	09-09-26-204-007	401	6/30/2021	\$	280,000	0	\$	-	\$	60,000	\$	56,000	\$	269,414	\$	60,000	\$	53,883	\$	2,117	Low	\$	110,218	\$	220,000	
44	\$	52,000	09-09-26-204-240	401	6/25/2021	\$	260,000	0	\$	-	\$	60,000	\$	52,000	\$	249,307	\$	60,000	\$	49,861	\$	2,139	Low	\$	99,635	\$	200,000	
44	\$	51,600	09-09-26-204-132	401	6/18/2021	\$	258,000	0	\$	-	\$	60,000	\$	51,600	\$	237,532	\$	60,000	\$	47,506	\$	4,094	Low	\$	93,438	\$	198,000	
44	\$	46,000	09-09-26-204-353	401	6/17/2021	\$	230,000	0	\$	-	\$	60,000	\$	46,000	\$	249,307	\$	60,000	\$	49,861	\$	(3,861)	High	\$	99,635	\$	170,000	
44	\$	55,000	09-09-26-204-116	401	5/11/2021	\$	275,000	0	\$	-	\$	60,000	\$	55,000	\$	269,414	\$	60,000	\$	53,883	\$	1,117	Low	\$	110,218	\$	215,000	
44	\$	48,400	09-09-26-204-192	401	4/20/2021	\$	242,000	0	\$	-	\$	60,000	\$	48,400	\$	240,646	\$	60,000	\$	48,129	\$	271	Low	\$	95,077	\$	182,000	
44	\$	48,800	09-09-26-204-096	401	4/16/2021	\$	244,000	0	\$	-	\$	60,000	\$	48,800	\$	237,532	\$	60,000	\$	47,506	\$	1,294	Low	\$	93,438	\$	184,000	
44	\$	60,000	09-09-26-204-042	401	3/17/2021	\$	300,000	0	\$	-	\$	60,000	\$	60,000	\$	279,167	\$	60,000	\$	55,833	\$	4,167	Low	\$	115,351	\$	240,000	
44	\$	46,500	09-09-26-204-088	401	2/12/2021	\$	232,500	0	\$	-	\$	60,000	\$	46,500	\$	234,027	\$	60,000	\$	46,805	\$	(305)	High	\$	91,593	\$	172,500	
44	\$	56,800	09-09-26-204-086	401	2/7/2021	\$	284,000	0	\$	-	\$	60,000	\$	56,800	\$	237,842	\$	60,000	\$	47,568	\$	9,232	Low	\$	93,601	\$	224,000	
44	\$	47,500	09-09-26-204-127	401	2/5/2021	\$	237,500	0	\$	-	\$	60,000	\$	47,500	\$	229,647	\$	60,000	\$	45,929	\$	1,571	Low	\$	89,288	\$	177,500	
44	\$	38,880	09-09-26-204-349	401	1/7/2021	\$	194,400	0	\$	-	\$	60,000	\$	38,880	\$	257,754	\$	60,000	\$	51,551	\$	(12,671)	High	\$	104,081	\$	134,400	
44	\$	43,000	09-09-26-204-354	401	12/30/2020	\$	215,000	0	\$	-	\$	60,000	\$	43,000	\$	257,754	\$	60,000	\$	51,551	\$	(8,551)	High	\$	104,081	\$	155,000	
44	\$	42,980	09-09-26-204-316	401	12/28/2020	\$	214,900	0	\$	-	\$	60,000	\$	42,980	\$	257,754	\$	60,000	\$	51,551	\$	(8,571)	High	\$	104,081	\$	154,900	
44	\$	44,000	09-09-26-204-098	401	10/29/2020	\$	220,000	0	\$	-	\$	60,000	\$	44,000	\$	229,647	\$	60,000	\$	45,929	\$	(1,929)	High	\$	89,288	\$	160,000	
44	\$	43,600	09-09-26-204-097	401	10/28/2020	\$	218,000	0	\$	-	\$	60,000	\$	43,600	\$	237,532	\$	60,000	\$	47,506	\$	(3,906)	High	\$	93,438	\$	158,000	
44	\$	44,000	09-09-26-204-231	401	10/2/2020	\$	220,000	0	\$	-	\$	60,000	\$	44,000	\$	241,019	\$	60,000	\$	48,204	\$	(4,204)	High	\$	95,273	\$	160,000	
44	\$	52,000	09-09-26-204-335	401	8/12/2020	\$	260,000	0	\$	-	\$	60,000	\$	52,000	\$	269,414	\$	60,000	\$	53,883	\$	(1,883)	High	\$	110,218	\$	200,000	
44	\$	43,700	09-09-26-204-217	401	7/31/2020	\$	218,500	0	\$	-	\$	60,000	\$	43,700	\$	249,307	\$	60,000	\$	49,861	\$	(6,161)	High	\$	99,635	\$	158,500	
44	\$	46,400	09-09-26-204-095	401	7/22/2020	\$	232,000	0	\$	-	\$	60,000	\$	46,400	\$	229,647	\$	60,000	\$	45,929	\$	471	Low	\$	89,288	\$	172,000	
44	\$	43,600	09-09-26-204-277	401	7/15/2020	\$	218,000	0	\$	-	\$	60,000	\$	43,600	\$	241,019	\$	60,000	\$	48,204	\$	(4,604)	High	\$	95,273	\$	158,000	
44	\$	41,000	09-09-26-204-047	401	7/13/2020	\$	205,000	0	\$	-	\$	60,000	\$	41,000	\$	229,647	\$	60,000	\$	45,929	\$	(4,929)	High	\$	89,288	\$	145,000	
44	\$	42,000	09-09-26-204-252	401	6/22/2020	\$	210,000	0	\$	-	\$	60,000	\$	42,000	\$	249,307	\$	60,000	\$	49,861	\$	(7,861)	High	\$	99,635	\$	150,000	
44	\$	45,600	09-09-26-204-016	401	6/19/2020	\$	228,000	0	\$	-	\$	60,000	\$	45,600	\$	241,019	\$	60,000	\$	48,204	\$	(2,604)	High	\$	95,273	\$	168,000	
44	\$	44,200	09-09-26-204-111	401	6/18/2020	\$	221,000	0	\$	-	\$	60,000	\$	44,200	\$	229,647	\$	60,000	\$	45,929	\$	(1,729)	High	\$	89,288	\$	161,000	
44	\$	42,980	09-09-26-204-227	401	6/17/2020	\$	214,900	0	\$	-	\$	60,000	\$	42,980	\$	248,930	\$	60,000	\$	49,786	\$	(6,806)	High	\$	99,437	\$	154,900	
44	\$	43,000	09-09-26-204-122	401	5/27/2020	\$	215,000	0	\$	-	\$	60,000	\$	43,000	\$	229,647	\$	60,000	\$	45,929	\$	(2,929)	High	\$	89,288	\$	155,000	
44	\$	39,800	09-09-26-204-259	401	5/1/2020	\$	199,000	0	\$	-	\$	60,000	\$	39,800	\$	241,019	\$	60,000	\$	48,204	\$	(8,404)	High	\$	95,273	\$	139,000	
44	\$	41,980	09-09-26-204-050	401	1/24/2020	\$	209,900	0	\$	-	\$	60,000	\$	41,980	\$	237,532	\$	60,000	\$	47,506	\$	(5,526)	High	\$	93,438	\$	149,900	
44																												
44	\$	54,444	AVERAGE																									
44	\$	53,100	MEDIAN																									
44			current																									
44	\$	55,000	2024 LV																									

%

ECF TABLE	New Land \$ FF	PARCEL NUMBER	CLASS	LAST SALE	SALE PRICE	LAND FF	LAND \$ FF	LAND VALUE	LV 20% SP	MARKET VALUE	LAND VALUE	LV % MV	DIF LVSP V LVMV	LV High or Low?	BLDG BASE VAL	BLDG RSDL SALE
45	\$1,430	09-09-23-403-057	401	6/9/2023	\$ 765,000	107	\$ 1,600	\$ 150,421	\$ 153,000	\$ 637,755	\$ 150,421	\$ 127,551	\$ 25,449	Low	\$ 324,889	\$ 614,579
45	\$1,619	09-09-23-409-031	401	5/5/2023	\$ 753,000	93	\$ 1,600	\$ 135,628	\$ 150,600	\$ 728,994	\$ 135,628	\$ 145,799	\$ 4,801	Low	\$ 395,577	\$ 617,372
45	\$1,364	09-09-23-409-011	401	2/27/2023	\$ 566,000	83	\$ 1,600	\$ 132,482	\$ 113,200	\$ 524,410	\$ 132,482	\$ 104,882	\$ 8,318	Low	\$ 261,285	\$ 433,518
45	\$1,500	09-09-23-403-015	401	12/22/2022	\$ 600,000	80	\$ 1,600	\$ 128,000	\$ 120,000	\$ 479,254	\$ 128,000	\$ 95,851	\$ 24,149	Low	\$ 234,169	\$ 472,000
45	\$1,345	09-09-23-400-047	401	11/30/2022	\$ 538,000	80	\$ 1,600	\$ 129,460	\$ 107,600	\$ 560,703	\$ 129,460	\$ 112,141	\$ (4,541)	High	\$ 287,495	\$ 408,540
45	\$1,622	09-09-23-409-002	401	5/4/2022	\$ 600,000	74	\$ 1,600	\$ 122,063	\$ 120,000	\$ 470,083	\$ 122,063	\$ 94,017	\$ 25,983	Low	\$ 232,013	\$ 477,937
45	\$1,649	09-09-23-409-003	401	4/29/2022	\$ 610,000	74	\$ 1,600	\$ 122,063	\$ 122,000	\$ 481,829	\$ 122,063	\$ 96,366	\$ 25,634	Low	\$ 239,844	\$ 487,937
45	\$1,190	09-09-23-409-022	401	2/7/2022	\$ 500,000	84	\$ 1,600	\$ 130,049	\$ 100,000	\$ 533,299	\$ 130,049	\$ 106,660	\$ (6,660)	High	\$ 268,833	\$ 369,951
45	\$1,513	09-09-23-409-034	401	12/9/2021	\$ 605,000	80	\$ 1,600	\$ 129,255	\$ 121,000	\$ 564,749	\$ 129,255	\$ 112,950	\$ 8,050	Low	\$ 290,329	\$ 475,745
45	\$1,047	09-09-23-409-041	401	7/29/2021	\$ 560,000	107	\$ 1,600	\$ 146,778	\$ 112,000	\$ 573,906	\$ 146,778	\$ 114,781	\$ (2,781)	High	\$ 284,752	\$ 413,222
45	\$1,525	09-09-23-403-025	401	7/9/2021	\$ 610,000	80	\$ 1,600	\$ 134,020	\$ 122,000	\$ 568,813	\$ 134,020	\$ 113,763	\$ 8,237	Low	\$ 289,862	\$ 475,980
45	\$1,448	09-09-23-403-049	401	7/7/2021	\$ 760,000	105	\$ 1,600	\$ 144,374	\$ 152,000	\$ 744,550	\$ 144,374	\$ 148,910	\$ 3,090	Low	\$ 400,117	\$ 615,626
45	\$2,069	09-09-23-403-022	401	7/6/2021	\$ 600,000	58	\$ 1,600	\$ 143,787	\$ 120,000	\$ 524,711	\$ 143,787	\$ 104,942	\$ 15,058	Low	\$ 253,949	\$ 456,213
45	\$1,424	09-09-23-408-021	401	5/14/2021	\$ 655,000	92	\$ 1,600	\$ 137,265	\$ 131,000	\$ 607,604	\$ 137,265	\$ 121,521	\$ 9,479	Low	\$ 313,559	\$ 517,735
45	\$1,080	09-09-23-403-023	401	4/27/2021	\$ 540,000	100	\$ 1,600	\$ 155,369	\$ 108,000	\$ 569,587	\$ 155,369	\$ 113,917	\$ (5,917)	High	\$ 276,145	\$ 384,631
45	\$1,375	09-09-23-403-016	401	11/24/2020	\$ 550,000	80	\$ 1,600	\$ 128,000	\$ 110,000	\$ 504,641	\$ 128,000	\$ 100,928	\$ 9,072	Low	\$ 251,094	\$ 422,000
45	\$1,078	09-09-23-400-048	401	4/3/2020	\$ 431,000	80	\$ 1,600	\$ 129,460	\$ 86,200	\$ 513,651	\$ 129,460	\$ 102,730	\$ (16,530)	High	\$ 256,127	\$ 301,540
45	\$1,552	09-09-23-403-031	401	1/27/2020	\$ 597,500	77	\$ 1,600	\$ 124,513	\$ 119,500	\$ 521,577	\$ 124,513	\$ 104,315	\$ 15,185	Low	\$ 264,709	\$ 472,987
45		09-09-23-403-066	401	11/21/2019	\$ 515,000	80	\$ 1,600	\$ 130,066		\$ 574,231	\$ 130,066				\$ 296,110	
45	\$1,435 AVERAGE	09-09-23-403-055	401	8/19/2019	\$ 605,550	93	\$ 1,600	\$ 144,307		\$ 660,534	\$ 144,307				\$ 344,151	
45	\$1,439 MEDIAN	09-09-23-403-028	401	7/10/2019	\$ 627,000	80	\$ 1,600	\$ 125,792		\$ 561,059	\$ 125,792				\$ 290,178	
45	246.126155 STNDARD DEV	09-09-23-409-038	401	3/8/2019	\$ 529,500	97	\$ 1,600	\$ 144,730		\$ 715,051	\$ 144,730				\$ 380,214	
45	\$1,468 AVERAGE	09-09-23-403-024	401	10/26/2018	\$ 548,500	77	\$ 1,600	\$ 128,379		\$ 510,584	\$ 128,379				\$ 254,803	
45		09-09-23-409-032	401	10/1/2018	\$ 495,000	104	\$ 1,600	\$ 144,199		\$ 583,896	\$ 144,199				\$ 293,131	
45		09-09-23-403-056	401	7/31/2018	\$ 494,000	84	\$ 1,600	\$ 131,161		\$ 633,555	\$ 131,161				\$ 334,929	
45	current	09-09-23-409-027	401	7/18/2016	\$ 485,000	107	\$ 1,600	\$ 144,676		\$ 549,693	\$ 144,676				\$ 270,011	
45	\$ 1,500 2024 LV	09-09-23-403-019	401	6/1/2016	\$ 625,000	80	\$ 1,600	\$ 128,000		\$ 743,116	\$ 128,000				\$ 410,077	



ECFTABLE	New Land \$ FF	PARCEL NUMBER	CLASS	LAST SALE	SALE PRICE	LAND FF	LAND \$ FF	LAND VALUE	LV 20% SP	MARKET VALUE	LAND VALUE	LV % MV	DIF LVSP V LVMV	LV High or Low?	BLDG BASE VAL	BLDG RSDL SALE
47	\$3,200	09-09-28-204-003	401	1/31/2023	\$ 800,000	50	\$ 3,600	\$ 190,168	\$ 160,000	\$ 435,354	\$ 190,168	\$ 87,071	\$ 72,929	Low	\$ 122,593	\$ 609,832
47	\$2,803	09-09-28-204-004	401	1/31/2023	\$ 925,000	66	\$ 3,600	\$ 215,855	\$ 185,000	\$ 594,691	\$ 215,855	\$ 118,938	\$ 66,062	Low	\$ 189,418	\$ 709,145
47	\$4,924	09-09-28-207-015	401	8/25/2022	\$ 812,500	33	\$ 3,600	\$ 192,844	\$ 162,500	\$ 504,938	\$ 192,844	\$ 100,988	\$ 61,512	Low	\$ 156,047	\$ 619,656
47	\$5,313	09-09-28-203-014	401	5/17/2022	\$ 850,000	32	\$ 3,600	\$ 180,388	\$ 170,000	\$ 477,352	\$ 180,388	\$ 95,470	\$ 74,530	Low	\$ 148,482	\$ 669,612
47	\$2,500	09-09-28-200-059	401	5/5/2022	\$ 500,000	40	\$ 3,600	\$ 203,047	\$ 100,000	\$ 397,549	\$ 203,047	\$ 79,510	\$ 20,490	Low	\$ 97,251	\$ 296,953
47	\$2,632	09-09-28-200-058	401	4/29/2022	\$ 500,000	38	\$ 3,600	\$ 199,633	\$ 100,000	\$ 432,269	\$ 199,633	\$ 86,454	\$ 13,546	Low	\$ 116,318	\$ 300,367
47	\$2,048	09-09-28-213-044	401	12/17/2021	\$ 860,000	84	\$ 3,600	\$ 153,371	\$ 172,000	\$ 741,339	\$ 153,371	\$ 148,268	\$ 23,732	Low	\$ 293,984	\$ 706,629
47	\$3,000	09-09-28-212-004	401	3/3/2021	\$ 735,000	49	\$ 3,600	\$ 197,405	\$ 147,000	\$ 823,553	\$ 197,405	\$ 164,711	\$ (17,711)	High	\$ 313,074	\$ 537,595
47	\$1,667	09-09-28-213-048	401	1/8/2021	\$ 700,000	84	\$ 3,600	\$ 153,371	\$ 140,000	\$ 775,345	\$ 153,371	\$ 155,069	\$ (15,069)	High	\$ 310,987	\$ 546,629
47	\$3,462	09-09-28-208-003	401	11/16/2020	\$ 900,000	52	\$ 3,600	\$ 208,672	\$ 180,000	\$ 705,160	\$ 208,672	\$ 141,032	\$ 38,968	Low	\$ 248,244	\$ 691,328
47	\$3,155	AVERAGE														
47	\$2,902	MEDIAN														
47	1163.010747	STNDRD DEV														
47	\$2,664	AVERAGE														
47	current															
47	\$ 3,000	2024 LV														

ECFTABLE	New Land \$ FF
49	\$1,275
49	\$1,446
49	\$993
49	\$928
49	
49	
49	\$1,122 AVERAGE
49	\$1,134 MEDIAN
49 all	
49	\$ 1,200 2024 LV

PARCEL NUMBER	CLASS	LAST SALE	SALE PRICE	LAND FF	LAND \$ FF	LAND VALUE	LV 20% SP	MARKET VALUE	LAND VALUE	LV % MV	DIF LVSP V LVMV	LV High or Low?	BLDG BASE VAL	BLDG RSDL SALE
09-09-25-300-011	401	7/5/2023	\$ 567,325	89	\$ 1,350	\$ 152,206	\$ 113,465	\$ 402,776	\$ 152,206	\$ 80,555	\$ 32,910	Low	\$ 154,482	\$ 415,119
09-09-25-301-004	401	2/21/2023	\$ 875,000	121	\$ 1,350	\$ 141,711	\$ 175,000	\$ 1,000,818	\$ 141,711	\$ 200,164	\$ (25,164)	High	\$ 529,659	\$ 733,289
09-09-25-301-002	401	3/31/2021	\$ 729,500	147	\$ 1,350	\$ 151,724	\$ 145,900	\$ 898,035	\$ 151,724	\$ 179,607	\$ (33,707)	High	\$ 460,118	\$ 577,776
09-09-25-300-011	401	3/24/2021	\$ 413,000	89	\$ 1,350	\$ 152,206	\$ 82,600	\$ 402,776	\$ 152,206	\$ 80,555	\$ 2,045	Low	\$ 154,482	\$ 260,794



ECFTABLE	New Land \$ FF	PARCEL NUMBER	CLASS	LAST SALE	SALE PRICE	LAND FF	LAND \$ FF	LAND VALUE	LV 20% SP	MARKET VALUE	LAND VALUE	LV % MV	DIF LVSP V LVMV	LV High or Low?	BLDG BASE VAL	BLDG RSDL SALE
51	\$2,268	09-09-26-203-029	401	5/2/2023	\$ 1,100,000	97	\$ 2,250	\$ 243,452	\$ 220,000	\$ 1,411,980	\$ 243,452	\$ 282,396	\$ (62,396)	High	\$ 898,868	\$ 856,548
51	\$3,822	09-09-23-302-045	401	3/24/2023	\$ 860,000	45	\$ 2,250	\$ 271,479	\$ 172,000	\$ 1,043,110	\$ 271,479	\$ 208,622	\$ (36,622)	High	\$ 593,562	\$ 588,521
51	\$1,345	09-09-23-301-010	401	9/23/2022	\$ 780,000	116	\$ 2,250	\$ 261,509	\$ 156,000	\$ 652,394	\$ 261,509	\$ 130,479	\$ 25,521	Low	\$ 300,681	\$ 518,491
51	\$1,345	09-09-23-302-023	401	8/25/2022	\$ 1,156,300	172	\$ 2,250	\$ 277,794	\$ 231,260	\$ 1,039,742	\$ 277,794	\$ 207,948	\$ 23,312	Low	\$ 586,114	\$ 878,506
51	\$1,491	09-09-23-300-013	401	8/2/2022	\$ 790,000	106	\$ 2,250	\$ 243,344	\$ 158,000	\$ 656,032	\$ 243,344	\$ 131,206	\$ 26,794	Low	\$ 317,452	\$ 546,656
51	\$1,274	09-09-23-302-010	401	6/7/2022	\$ 1,012,500	159	\$ 2,250	\$ 273,121	\$ 202,500	\$ 913,640	\$ 273,121	\$ 182,728	\$ 19,772	Low	\$ 492,707	\$ 739,379
51	\$1,733	09-09-23-301-011	401	7/29/2021	\$ 1,005,000	116	\$ 2,250	\$ 258,171	\$ 201,000	\$ 855,482	\$ 258,171	\$ 171,096	\$ 29,904	Low	\$ 459,470	\$ 746,829
51	\$1,400	09-09-26-401-016	401	6/15/2021	\$ 700,000	100	\$ 2,250	\$ 284,080	\$ 140,000	\$ 686,391	\$ 284,080	\$ 137,278	\$ 2,722	Low	\$ 309,470	\$ 415,920
51	\$2,673	09-09-23-302-034	401	6/4/2021	\$ 868,650	65	\$ 2,250	\$ 260,668	\$ 173,730	\$ 887,037	\$ 260,668	\$ 177,407	\$ (3,677)	High	\$ 481,822	\$ 607,982
51	\$2,551	09-09-26-203-028	401	6/1/2021	\$ 1,250,000	98	\$ 2,250	\$ 244,669	\$ 250,000	\$ 1,302,094	\$ 244,669	\$ 260,419	\$ (10,419)	High	\$ 813,404	\$ 1,005,331
51	\$1,559	09-09-23-300-015	401	5/18/2021	\$ 865,000	111	\$ 2,250	\$ 250,959	\$ 173,000	\$ 786,963	\$ 250,959	\$ 157,393	\$ 15,607	Low	\$ 412,311	\$ 614,041
51	\$1,248	09-09-23-300-014	401	5/14/2021	\$ 799,000	128	\$ 2,250	\$ 255,651	\$ 159,800	\$ 668,694	\$ 255,651	\$ 133,739	\$ 26,061	Low	\$ 317,725	\$ 543,349
51	\$1,624	09-09-26-203-026	401	4/30/2021	\$ 999,000	123	\$ 2,250	\$ 261,464	\$ 199,800	\$ 1,079,411	\$ 261,464	\$ 215,882	\$ (16,082)	High	\$ 629,190	\$ 737,536
51	\$1,454	09-09-23-302-040	401	4/13/2021	\$ 778,000	107	\$ 2,250	\$ 267,074	\$ 155,600	\$ 912,280	\$ 267,074	\$ 182,456	\$ (26,856)	High	\$ 496,312	\$ 510,926
51	\$1,398	09-09-23-300-012	401	3/31/2021	\$ 769,000	110	\$ 2,250	\$ 250,052	\$ 153,800	\$ 801,936	\$ 250,052	\$ 160,387	\$ (6,587)	High	\$ 424,526	\$ 518,948
51	\$2,733	09-09-23-302-016	401	7/2/2020	\$ 1,175,000	86	\$ 2,250	\$ 270,727	\$ 235,000	\$ 1,132,064	\$ 270,727	\$ 226,413	\$ 8,587	Low	\$ 662,567	\$ 904,273
51	\$2,601	09-09-23-302-048	401	6/8/2020	\$ 949,500	73	\$ 2,250	\$ 277,544	\$ 189,900	\$ 1,076,076	\$ 277,544	\$ 215,215	\$ (25,315)	High	\$ 614,255	\$ 671,956
51	\$1,401	09-09-23-300-020	401	1/6/2020	\$ 791,500	113	\$ 2,250	\$ 250,703	\$ 158,300	\$ 736,751	\$ 250,703	\$ 147,350	\$ 10,950	Low	\$ 373,883	\$ 540,797
51	\$1,884	AVERAGE														
51	\$1,525	MEDIAN														
51	719.6233496	STNDRD DEV														
51	\$1,578	AVERAGE														
51																
51	current															
51	\$ 1,800	2024 LV														





ECFTABLE	LV 20% SP	PARCEL NUMBER	CLASS	LAST SALE	SALE PRICE	LAND FF	LAND \$ FF	LAND VALUE	LV 20% SP	MARKET VALUE	LAND VALUE	LV % MV	DIF LVSP V LVMV	LV High or Low?	BLDG BASE VAL	BLDG RSDL SALE
53	\$60,798	09-09-25-201-038	401	6/9/2023	\$ 303,990	0	\$ -	\$ 62,500	\$ 60,798	\$ 293,215	\$ 62,500	\$ 58,643	\$ 2,155	Low	\$ 146,579	\$ 241,490
53	\$63,600	09-09-25-200-026	401	2/6/2023	\$ 318,000	0	\$ -	\$ 62,500	\$ 63,600	\$ 320,864	\$ 62,500	\$ 64,173	\$ (573)	High	\$ 164,145	\$ 255,500
53	\$63,200	09-09-25-201-065	401	1/10/2023	\$ 316,000	0	\$ -	\$ 62,500	\$ 63,200	\$ 318,266	\$ 62,500	\$ 63,653	\$ (453)	High	\$ 162,494	\$ 253,500
53	\$63,500	09-09-25-200-077	401	4/27/2022	\$ 317,500	0	\$ -	\$ 62,500	\$ 63,500	\$ 318,657	\$ 62,500	\$ 63,731	\$ (231)	High	\$ 162,743	\$ 255,000
53	\$65,000	09-09-25-201-031	401	2/4/2022	\$ 325,000	0	\$ -	\$ 62,500	\$ 65,000	\$ 372,986	\$ 62,500	\$ 74,597	\$ (9,597)	High	\$ 197,259	\$ 262,500
53	\$70,000	09-09-25-200-081	401	12/29/2021	\$ 350,000	0	\$ -	\$ 62,500	\$ 70,000	\$ 391,121	\$ 62,500	\$ 78,224	\$ (8,224)	High	\$ 208,781	\$ 287,500
53	\$55,000	09-09-25-200-090	401	11/23/2021	\$ 275,000	0	\$ -	\$ 62,500	\$ 55,000	\$ 291,078	\$ 62,500	\$ 58,216	\$ (3,216)	High	\$ 145,221	\$ 212,500
53	\$51,000	09-09-25-200-009	401	10/28/2021	\$ 255,000	0	\$ -	\$ 62,500	\$ 51,000	\$ 295,110	\$ 62,500	\$ 59,022	\$ (8,022)	High	\$ 147,783	\$ 192,500
53	\$71,000	09-09-25-200-017	401	8/25/2021	\$ 355,000	0	\$ -	\$ 62,500	\$ 71,000	\$ 382,840	\$ 62,500	\$ 76,568	\$ (5,568)	High	\$ 203,520	\$ 292,500
53	\$59,400	09-09-25-201-020	401	7/21/2021	\$ 297,000	0	\$ -	\$ 62,500	\$ 59,400	\$ 312,276	\$ 62,500	\$ 62,455	\$ (3,055)	High	\$ 158,689	\$ 234,500
53	\$63,400	09-09-25-200-037	401	7/12/2021	\$ 317,000	0	\$ -	\$ 62,500	\$ 63,400	\$ 315,316	\$ 62,500	\$ 63,063	\$ 337	Low	\$ 160,620	\$ 254,500
53	\$66,000	09-09-25-200-068	401	7/12/2021	\$ 330,000	0	\$ -	\$ 62,500	\$ 66,000	\$ 354,941	\$ 62,500	\$ 70,988	\$ (4,988)	High	\$ 185,795	\$ 267,500
53	\$57,200	09-09-25-200-052	401	6/25/2021	\$ 286,000	0	\$ -	\$ 62,500	\$ 57,200	\$ 363,288	\$ 62,500	\$ 72,658	\$ (15,458)	High	\$ 191,098	\$ 223,500
53	\$67,980	09-09-25-201-051	401	6/18/2021	\$ 339,900	0	\$ -	\$ 62,500	\$ 67,980	\$ 342,992	\$ 62,500	\$ 68,598	\$ (618)	High	\$ 178,203	\$ 277,400
53	\$58,000	09-09-25-201-053	401	5/10/2021	\$ 290,000	0	\$ -	\$ 62,500	\$ 58,000	\$ 347,139	\$ 62,500	\$ 69,428	\$ (11,428)	High	\$ 180,838	\$ 227,500
53	\$61,980	09-09-25-200-040	401	4/30/2021	\$ 309,900	0	\$ -	\$ 62,500	\$ 61,980	\$ 346,102	\$ 62,500	\$ 69,220	\$ (7,240)	High	\$ 180,179	\$ 247,400
53	\$64,200	09-09-25-200-029	401	4/26/2021	\$ 321,000	0	\$ -	\$ 62,500	\$ 64,200	\$ 346,341	\$ 62,500	\$ 69,268	\$ (5,068)	High	\$ 180,331	\$ 258,500
53	\$61,000	09-09-25-200-058	401	3/10/2021	\$ 305,000	0	\$ -	\$ 62,500	\$ 61,000	\$ 332,472	\$ 62,500	\$ 66,494	\$ (5,494)	High	\$ 171,520	\$ 242,500
53	\$51,600	09-09-25-201-047	401	3/5/2021	\$ 258,000	0	\$ -	\$ 62,500	\$ 51,600	\$ 297,024	\$ 62,500	\$ 59,405	\$ (7,805)	High	\$ 148,999	\$ 195,500
53	\$71,000	09-09-25-200-063	401	9/17/2020	\$ 355,000	0	\$ -	\$ 62,500	\$ 71,000	\$ 415,221	\$ 62,500	\$ 83,044	\$ (12,044)	High	\$ 224,092	\$ 292,500
53	\$55,000	09-09-25-200-096	401	9/16/2020	\$ 275,000	0	\$ -	\$ 62,500	\$ 55,000	\$ 347,323	\$ 62,500	\$ 69,465	\$ (14,465)	High	\$ 180,955	\$ 212,500
53	\$52,500	09-09-25-200-019	401	8/18/2020	\$ 262,500	0	\$ -	\$ 62,500	\$ 52,500	\$ 297,407	\$ 62,500	\$ 59,481	\$ (6,981)	High	\$ 149,242	\$ 200,000
53	\$52,000	09-09-25-200-100	401	8/17/2020	\$ 260,000	0	\$ -	\$ 62,500	\$ 52,000	\$ 315,316	\$ 62,500	\$ 63,063	\$ (11,063)	High	\$ 160,620	\$ 197,500
53	\$51,800	09-09-25-201-037	401	7/15/2020	\$ 259,000	0	\$ -	\$ 62,500	\$ 51,800	\$ 310,320	\$ 62,500	\$ 62,064	\$ (10,264)	High	\$ 157,446	\$ 196,500
53	\$59,000	09-09-25-200-051	401	7/14/2020	\$ 295,000	0	\$ -	\$ 62,500	\$ 59,000	\$ 330,708	\$ 62,500	\$ 66,142	\$ (7,142)	High	\$ 170,399	\$ 232,500
53	\$47,980	09-09-25-200-057	401	7/13/2020	\$ 239,900	0	\$ -	\$ 62,500	\$ 47,980	\$ 317,206	\$ 62,500	\$ 63,441	\$ (15,461)	High	\$ 161,821	\$ 177,400
53	\$55,500	09-09-25-201-010	401	7/13/2020	\$ 277,500	0	\$ -	\$ 62,500	\$ 55,500	\$ 291,078	\$ 62,500	\$ 58,216	\$ (2,716)	High	\$ 145,221	\$ 215,000
53	\$51,400	09-09-25-200-036	401	7/10/2020	\$ 257,000	0	\$ -	\$ 62,500	\$ 51,400	\$ 317,658	\$ 62,500	\$ 63,532	\$ (12,132)	High	\$ 162,108	\$ 194,500
53	\$57,600	09-09-25-201-022	401	7/2/2020	\$ 288,000	0	\$ -	\$ 62,500	\$ 57,600	\$ 359,114	\$ 62,500	\$ 71,823	\$ (14,223)	High	\$ 188,446	\$ 225,500
53	\$48,200	09-09-25-200-031	401	6/30/2020	\$ 241,000	0	\$ -	\$ 62,500	\$ 48,200	\$ 291,078	\$ 62,500	\$ 58,216	\$ (10,016)	High	\$ 145,221	\$ 178,500
53	\$56,800	09-09-25-201-034	401	6/16/2020	\$ 284,000	0	\$ -	\$ 62,500	\$ 56,800	\$ 309,191	\$ 62,500	\$ 61,838	\$ (5,038)	High	\$ 156,729	\$ 221,500
53	\$64,000	09-09-25-201-068	401	4/24/2020	\$ 320,000	0	\$ -	\$ 62,500	\$ 64,000	\$ 356,709	\$ 62,500	\$ 71,342	\$ (7,342)	High	\$ 186,918	\$ 257,500
53	\$60,600	09-09-25-201-063	401	4/14/2020	\$ 303,000	0	\$ -	\$ 62,500	\$ 60,600	\$ 388,323	\$ 62,500	\$ 77,665	\$ (17,065)	High	\$ 207,003	\$ 240,500
53	\$54,000	09-09-25-201-042	401	2/28/2020	\$ 270,000	0	\$ -	\$ 62,500	\$ 54,000	\$ 319,500	\$ 62,500	\$ 63,900	\$ (9,900)	High	\$ 163,278	\$ 207,500
53	\$48,000	09-09-25-200-046	401	1/17/2020	\$ 240,000	0	\$ -	\$ 62,500	\$ 48,000	\$ 313,833	\$ 62,500	\$ 62,767	\$ (14,767)	High	\$ 159,678	\$ 177,500
53	\$60,000	09-09-25-201-036	401	1/3/2020	\$ 300,000	0	\$ -	\$ 62,500	\$ 60,000	\$ 347,067	\$ 62,500	\$ 69,413	\$ (9,413)	High	\$ 180,792	\$ 237,500
53		09-09-25-200-080	401	9/23/2019	\$ 320,000	0	\$ -	\$ 62,500		\$ 384,690	\$ 62,500				\$ 204,695	
53	\$61,512 AVERAGE	09-09-25-201-064	401	4/16/2019	\$ 300,000	0	\$ -	\$ 62,500		\$ 346,341	\$ 62,500				\$ 180,331	
53	\$63,350 MEDIAN	09-09-25-200-015	401	12/13/2018	\$ 240,000	0	\$ -	\$ 62,500		\$ 315,316	\$ 62,500				\$ 160,620	
53		09-09-25-201-007	401	11/28/2018	\$ 340,000	0	\$ -	\$ 62,500		\$ 398,373	\$ 62,500				\$ 213,388	
53	current	09-09-25-200-097	401	7/27/2018	\$ 350,000	0	\$ -	\$ 62,500		\$ 344,125	\$ 62,500				\$ 178,923	
53	\$ 62,500 2024 LV	09-09-25-200-108	401	6/18/2018	\$ 300,000	0	\$ -	\$ 62,500		\$ 346,341	\$ 62,500				\$ 180,331	

ECF TABLE	New Land \$ FF		PARCEL NUMBER	CLASS	LAST SALE	SALE PRICE	LAND FF	LAND \$ FF	LAND VALUE	LV 20% SP	MARKET VALUE	LAND VALUE	LV % MV	DIF LVSP V LVMV	LV High or Low?	BLDG BASE VAL	BLDG RSDL SALE
54	\$76,000	BERKSHIRE	09-09-35-303-063	401	5/18/2023	\$ 380,000	1	\$ -	\$ 89,000	\$ 76,000	\$ 337,953	\$ 89,000	\$ 67,591	\$ 8,409	Low	\$ 175,690	\$ 291,000
54	\$70,000	BERKSHIRE	09-09-35-303-025	401	4/25/2023	\$ 350,000	1	\$ -	\$ 89,000	\$ 70,000	\$ 337,953	\$ 89,000	\$ 67,591	\$ 2,409	Low	\$ 175,690	\$ 261,000
54	\$72,000	BERKSHIRE	09-09-35-303-054	401	9/14/2021	\$ 360,000	1	\$ -	\$ 89,000	\$ 72,000	\$ 409,239	\$ 89,000	\$ 81,848	\$ (9,848)	High	\$ 225,998	\$ 271,000
54	\$67,000	BERKSHIRE	09-09-35-303-068	401	9/30/2020	\$ 335,000	1	\$ -	\$ 89,000	\$ 67,000	\$ 395,533	\$ 89,000	\$ 79,107	\$ (12,107)	High	\$ 216,325	\$ 246,000
54	\$62,000	BERKSHIRE	09-09-35-303-055	401	7/15/2020	\$ 310,000	1	\$ -	\$ 89,000	\$ 62,000	\$ 395,533	\$ 89,000	\$ 79,107	\$ (17,107)	High	\$ 216,325	\$ 221,000
54	\$67,000	BERKSHIRE	09-09-35-303-059	401	3/9/2020	\$ 335,000	1	\$ -	\$ 89,000	\$ 67,000	\$ 409,416	\$ 89,000	\$ 81,883	\$ (14,883)	High	\$ 226,123	\$ 246,000
54																	
54	\$69,000	AVERAGE															
54	\$68,500	MEDIAN															
54																	
54	\$ 69,000	2024 LV															
ECF TABLE	LV 20% SP		PARCEL NUMBER	CLASS	LAST SALE	SALE PRICE	LAND FF	LAND \$ FF	LAND VALUE	LV 20% SP	MARKET VALUE	LAND VALUE	LV % MV	DIF LVSP V LVMV	LV High or Low?	BLDG BASE VAL	BLDG RSDL SALE
54	\$73,400	BERKSHIRE STAND	09-09-35-303-080	401	5/18/2023	\$ 367,000	0	\$ -	\$ 99,000	\$ 73,400	\$ 365,016	\$ 99,000	\$ 73,003	\$ 397	Low	\$ 187,732	\$ 268,000
54	\$78,000	BERKSHIRE STAND	09-09-35-303-086	401	5/19/2022	\$ 390,000	0	\$ -	\$ 99,000	\$ 78,000	\$ 413,084	\$ 99,000	\$ 82,617	\$ (4,617)	High	\$ 221,654	\$ 291,000
54	\$72,000	BERKSHIRE STAND	09-09-35-303-085	401	3/11/2022	\$ 360,000	0	\$ -	\$ 99,000	\$ 72,000	\$ 354,103	\$ 99,000	\$ 70,821	\$ 1,179	Low	\$ 180,030	\$ 261,000
54	\$64,000	BERKSHIRE STAND	09-09-35-303-081	401	1/18/2022	\$ 320,000	0	\$ -	\$ 99,000	\$ 64,000	\$ 365,016	\$ 99,000	\$ 73,003	\$ (9,003)	High	\$ 187,732	\$ 221,000
54	\$75,000	BERKSHIRE STAND	09-09-35-303-034	401	12/9/2021	\$ 375,000	1	\$ -	\$ 99,000	\$ 75,000	\$ 405,533	\$ 99,000	\$ 81,107	\$ (6,107)	High	\$ 216,325	\$ 276,000
54	\$66,600	BERKSHIRE STAND	09-09-35-303-077	401	12/21/2020	\$ 333,000	0	\$ -	\$ 99,000	\$ 66,600	\$ 360,292	\$ 99,000	\$ 72,058	\$ (5,458)	High	\$ 184,398	\$ 234,000
54	\$71,000	BERKSHIRE STAND	09-09-35-303-050	401	10/22/2020	\$ 355,000	1	\$ -	\$ 99,000	\$ 71,000	\$ 405,533	\$ 99,000	\$ 81,107	\$ (10,107)	High	\$ 216,325	\$ 256,000
54	\$70,000	BERKSHIRE STAND	09-09-35-303-026	401	5/29/2020	\$ 350,000	1	\$ -	\$ 99,000	\$ 70,000	\$ 405,533	\$ 99,000	\$ 81,107	\$ (11,107)	High	\$ 216,325	\$ 251,000
54			09-09-35-303-043	401	4/28/2020	\$ 340,000	1	\$ -	\$ 99,000	\$ 68,000	\$ 419,416	\$ 99,000	\$ 83,883	\$ (15,883)	High	\$ 226,123	\$ 241,000
54			09-09-35-303-082	401	2/28/2019	\$ 360,000	0	\$ -	\$ 99,000		\$ 427,153	\$ 99,000				\$ 231,583	
54			09-09-35-303-051	401	8/29/2018	\$ 379,000	1	\$ -	\$ 99,000		\$ 419,416	\$ 99,000				\$ 226,123	
54			09-09-35-303-076	401	6/1/2018	\$ 328,000	0	\$ -	\$ 99,000		\$ 354,285	\$ 99,000				\$ 180,159	
54	\$71,250		09-09-35-303-074	401	5/30/2018	\$ 367,000	0	\$ -	\$ 99,000		\$ 427,336	\$ 99,000				\$ 231,712	
54	\$71,500		09-09-35-303-079	401	11/1/2017	\$ 340,000	0	\$ -	\$ 99,000		\$ 427,153	\$ 99,000				\$ 231,583	
54			09-09-35-303-022	401	7/7/2017	\$ 337,500	1	\$ -	\$ 99,000		\$ 490,302	\$ 99,000				\$ 276,148	
54	current		09-09-35-303-023	401	5/2/2008	\$ 256,000	1	\$ -	\$ 99,000		\$ 405,533	\$ 99,000				\$ 216,325	
54	\$ 75,000	2024 LV	09-09-35-303-027	401	6/5/2006	\$ 335,000	1	\$ -	\$ 99,000		\$ 419,239	\$ 99,000				\$ 225,998	
ECF TABLE	LV 20% SP		PARCEL NUMBER	CLASS	LAST SALE	SALE PRICE	LAND FF	LAND \$ FF	LAND VALUE	LV 20% SP	MARKET VALUE	LAND VALUE	LV % MV	DIF LVSP V LVMV	LV High or Low?	BLDG BASE VAL	BLDG RSDL SALE
54		LOFTS OF PLYMOUTH	09-09-14-305-031	401		\$ -	0	\$ -	\$ 90,000		\$ 357,000	\$ 90,000				\$ 188,426	
54		LOFTS OF PLYMOUTH	09-09-14-305-032	401		\$ -	0	\$ -	\$ 90,000		\$ 335,818	\$ 90,000				\$ 173,478	
54	\$ 90,000	2024 LV	09-09-14-305-033	401		\$ -	0	\$ -	\$ 90,000		\$ 336,255	\$ 90,000				\$ 173,786	
ECF TABLE	LV 20% SP		PARCEL NUMBER	CLASS	LAST SALE	SALE PRICE	LAND FF	LAND \$ FF	LAND VALUE	LV 20% SP	MARKET VALUE	LAND VALUE	LV % MV	DIF LVSP V LVMV	LV High or Low?	BLDG BASE VAL	BLDG RSDL SALE
54	\$111,000	GLAC GRE	09-09-26-100-057	401	4/3/2023	\$ 555,000	0	\$ -	\$ 153,000	\$ 111,000	\$ 594,450	\$ 153,000	\$ 118,890	\$ (7,890)	High	\$ 291,386	\$ 402,000
54	\$115,000	GLAC GRE	09-09-23-408-029	401	10/21/2022	\$ 575,000	0	\$ -	\$ 153,000	\$ 115,000	\$ 564,925	\$ 153,000	\$ 112,985	\$ 2,015	Low	\$ 271,898	\$ 422,000
54	\$117,000	GLAC GRE	09-09-26-100-059	401	4/5/2022	\$ 585,000	0	\$ -	\$ 153,000	\$ 117,000	\$ 554,958	\$ 153,000	\$ 110,992	\$ 6,008	Low	\$ 265,319	\$ 432,000
54	\$117,000	GLAC GRE	09-09-26-100-068	401	9/24/2021	\$ 585,000	0	\$ -	\$ 153,000	\$ 117,000	\$ 589,303	\$ 153,000	\$ 117,861	\$ (861)	High	\$ 287,989	\$ 432,000
54	\$108,000	GLAC GRE	09-09-23-408-032	401	7/16/2021	\$ 540,000	0	\$ -	\$ 153,000	\$ 108,000	\$ 552,805	\$ 153,000	\$ 110,561	\$ (2,561)	High	\$ 263,898	\$ 387,000
54	\$98,840	GLAC GRE	09-09-26-100-056	401	10/19/2020	\$ 494,200	0	\$ -	\$ 153,000	\$ 98,840	\$ 568,407	\$ 153,000	\$ 113,681	\$ (14,841)	High	\$ 274,196	\$ 341,200
54																	
54	\$111,140	AVERAGE															
54	\$113,000	MEDIAN															
54																	
54																	
54	\$ 113,000	2024 LV															
ECF TABLE	LV 20% SP		PARCEL NUMBER	CLASS	LAST SALE	SALE PRICE	LAND FF	LAND \$ FF	LAND VALUE	LV 20% SP	MARKET VALUE	LAND VALUE	LV % MV	DIF LVSP V LVMV	LV High or Low?	BLDG BASE VAL	BLDG RSDL SALE
54	\$177,000	OAK RDG HURON	09-09-26-200-064	401	11/15/2022	\$ 885,000	0	\$ -	\$ 162,000	\$ 177,000	\$ 916,893	\$ 162,000	\$ 183,379	\$ (6,379)	High	\$ 498,279	\$ 723,000
54	\$138,000	OAK RDG HURON	09-09-35-302-073	401	9/30/2022	\$ 690,000	0	\$ -	\$ 162,000	\$ 138,000	\$ 863,204	\$ 162,000	\$ 172,641	\$ (34,641)	High	\$ 462,841	\$ 528,000
54	\$123,540	OAK RDG HURON	09-09-35-302-075	401	9/12/2022	\$ 617,700	0	\$ -	\$ 162,000	\$ 123,540	\$ 738,518	\$ 162,000	\$ 147,704	\$ (24,164)	High	\$ 380,540	\$ 455,700
54	\$120,000	OAK RDG HURON	09-09-26-200-056	401	8/26/2022	\$ 600,000	0	\$ -	\$ 162,000	\$ 120,000	\$ 680,363	\$ 162,000	\$ 136,073	\$ (16,073)	High	\$ 342,154	\$ 438,000






ECF TABLE	New Land \$ FF	PARCEL NUMBER	CLASS	LAST SALE	SALE PRICE	LAND FF	LAND \$ FF	LAND VALUE	LV 20% SP	MARKET VALUE	LAND VALUE	LV % MV	DIF LVSP V LVMV	LV High or Low?	BLDG BASE VAL	BLDG RSDL SALE
56	\$1,975	09-09-34-302-002	401	6/1/2023	\$ 1,175,000	119	\$ 2,200	\$ 262,557	\$ 235,000	\$ 833,064	\$ 262,557	\$ 166,613	\$ 68,387	Low	\$ 345,762	\$ 912,443
56	\$3,076	09-09-34-200-012	401	5/5/2023	\$ 1,215,000	79	\$ 2,200	\$ 253,613	\$ 243,000	\$ 611,232	\$ 253,613	\$ 122,246	\$ 120,754	Low	\$ 216,739	\$ 961,387
56	\$2,519	09-09-34-403-002	401	2/3/2023	\$ 1,650,000	131	\$ 2,200	\$ 274,435	\$ 330,000	\$ 1,239,655	\$ 274,435	\$ 247,931	\$ 82,069	Low	\$ 584,982	\$ 1,375,565
56	\$1,230	09-09-34-111-009	401	1/30/2023	\$ 922,500	150	\$ 2,200	\$ 267,241	\$ 184,500	\$ 753,628	\$ 267,241	\$ 150,726	\$ 33,774	Low	\$ 294,780	\$ 655,259
56	\$2,400	09-09-34-115-015	401	11/10/2022	\$ 1,176,000	98	\$ 2,200	\$ 298,553	\$ 235,200	\$ 1,037,949	\$ 298,553	\$ 207,590	\$ 27,610	Low	\$ 448,119	\$ 877,447
56	\$1,797	09-09-35-300-005	401	10/27/2022	\$ 1,060,000	118	\$ 2,200	\$ 273,342	\$ 212,000	\$ 799,954	\$ 273,342	\$ 159,991	\$ 52,009	Low	\$ 319,159	\$ 786,658
56	\$2,000	09-09-34-212-039	401	10/20/2022	\$ 1,000,000	100	\$ 2,200	\$ 255,890	\$ 200,000	\$ 853,624	\$ 255,890	\$ 170,725	\$ 29,275	Low	\$ 362,263	\$ 744,110
56	\$2,391	09-09-34-402-001	401	10/14/2022	\$ 1,315,000	110	\$ 2,200	\$ 276,451	\$ 263,000	\$ 1,244,473	\$ 276,451	\$ 248,895	\$ 14,105	Low	\$ 586,680	\$ 1,038,549
56	\$1,832	09-09-34-414-009	401	9/16/2022	\$ 1,145,000	125	\$ 2,200	\$ 288,060	\$ 229,000	\$ 827,975	\$ 288,060	\$ 165,595	\$ 63,405	Low	\$ 327,221	\$ 856,940
56	\$2,095	09-09-34-108-010	401	8/12/2022	\$ 995,000	95	\$ 2,200	\$ 282,145	\$ 199,000	\$ 806,758	\$ 282,145	\$ 161,352	\$ 37,648	Low	\$ 317,947	\$ 712,855
56	\$1,706	09-09-34-112-005	401	8/10/2022	\$ 1,220,000	143	\$ 2,200	\$ 261,358	\$ 244,000	\$ 1,106,120	\$ 261,358	\$ 221,224	\$ 22,776	Low	\$ 511,977	\$ 958,642
56	\$2,530	09-09-34-201-005	401	6/30/2022	\$ 1,265,000	100	\$ 2,200	\$ 264,442	\$ 253,000	\$ 775,868	\$ 264,442	\$ 155,174	\$ 97,826	Low	\$ 309,955	\$ 1,000,558
56	\$2,376	09-09-34-412-005	401	6/20/2022	\$ 1,200,000	101	\$ 2,200	\$ 279,822	\$ 240,000	\$ 793,696	\$ 279,822	\$ 158,739	\$ 81,261	Low	\$ 311,439	\$ 920,178
56	\$1,978	09-09-34-213-001	401	6/13/2022	\$ 890,000	90	\$ 2,200	\$ 261,400	\$ 178,000	\$ 630,385	\$ 261,400	\$ 126,077	\$ 51,923	Low	\$ 223,627	\$ 628,600
56	\$1,848	09-09-27-400-008	401	5/25/2022	\$ 970,000	105	\$ 2,200	\$ 258,083	\$ 194,000	\$ 866,146	\$ 258,083	\$ 173,229	\$ 20,771	Low	\$ 368,523	\$ 711,917
56	\$2,738	09-09-34-413-018	401	5/23/2022	\$ 1,985,000	145	\$ 2,200	\$ 286,365	\$ 397,000	\$ 1,262,464	\$ 286,365	\$ 252,493	\$ 144,507	Low	\$ 591,575	\$ 1,698,635
56	\$2,609	09-09-34-404-010	401	5/20/2022	\$ 1,500,000	115	\$ 2,200	\$ 289,964	\$ 300,000	\$ 1,112,294	\$ 289,964	\$ 222,459	\$ 77,541	Low	\$ 498,382	\$ 1,210,036
56	\$1,611	09-09-35-300-011	401	5/18/2022	\$ 1,675,000	208	\$ 2,200	\$ 280,766	\$ 335,000	\$ 1,412,447	\$ 280,766	\$ 282,489	\$ 52,511	Low	\$ 685,867	\$ 1,394,234
56	\$1,450	09-09-34-408-010	401	5/10/2022	\$ 834,000	115	\$ 2,200	\$ 275,935	\$ 166,800	\$ 622,092	\$ 275,935	\$ 124,418	\$ 42,382	Low	\$ 209,792	\$ 558,065
56	\$2,250	09-09-34-213-022	401	5/6/2022	\$ 1,350,000	120	\$ 2,200	\$ 286,469	\$ 270,000	\$ 1,046,665	\$ 286,469	\$ 209,333	\$ 60,667	Low	\$ 460,725	\$ 1,063,531
56	\$1,863	09-09-34-114-004	401	5/3/2022	\$ 885,000	95	\$ 2,200	\$ 274,571	\$ 177,000	\$ 649,743	\$ 274,571	\$ 129,949	\$ 47,051	Low	\$ 227,377	\$ 610,429
56	\$2,125	09-09-34-214-005	401	4/25/2022	\$ 1,275,000	120	\$ 2,200	\$ 278,573	\$ 255,000	\$ 844,089	\$ 278,573	\$ 168,818	\$ 86,182	Low	\$ 342,737	\$ 996,427
56	\$1,322	09-09-35-300-016	401	4/22/2022	\$ 1,229,650	185.96	\$ 2,200	\$ 290,453	\$ 245,930	\$ 754,022	\$ 290,453	\$ 150,804	\$ 95,126	Low	\$ 280,951	\$ 939,197
56	\$3,105	09-09-34-408-036	401	4/19/2022	\$ 1,770,000	114	\$ 2,200	\$ 262,698	\$ 354,000	\$ 1,476,019	\$ 262,698	\$ 295,204	\$ 58,796	Low	\$ 735,346	\$ 1,507,302
56	\$1,754	09-09-34-408-031	401	4/8/2022	\$ 842,000	96	\$ 2,200	\$ 272,764	\$ 168,400	\$ 663,801	\$ 272,764	\$ 132,760	\$ 35,640	Low	\$ 236,992	\$ 569,236
56	\$1,965	09-09-34-404-002	401	3/23/2022	\$ 963,000	98	\$ 2,200	\$ 290,112	\$ 192,600	\$ 735,211	\$ 290,112	\$ 147,042	\$ 45,558	Low	\$ 269,757	\$ 672,888
56	\$1,610	09-09-34-107-002	401	3/11/2022	\$ 805,000	100	\$ 2,200	\$ 273,767	\$ 161,000	\$ 767,336	\$ 273,767	\$ 153,467	\$ 7,533	Low	\$ 299,133	\$ 531,233
56	\$3,500	09-09-34-213-015	401	3/4/2022	\$ 3,500,000	200	\$ 2,200	\$ 487,449	\$ 700,000	\$ 2,427,763	\$ 487,449	\$ 485,553	\$ 214,447	Low	\$ 1,175,948	\$ 3,012,551
56	\$2,749	09-09-34-116-007	401	12/15/2021	\$ 2,639,500	192	\$ 2,200	\$ 310,488	\$ 527,900	\$ 1,515,627	\$ 310,488	\$ 303,125	\$ 224,775	Low	\$ 730,387	\$ 2,329,012
56	\$2,807	09-09-34-212-052	401	12/7/2021	\$ 1,291,250	92	\$ 2,200	\$ 301,902	\$ 258,250	\$ 992,513	\$ 301,902	\$ 198,503	\$ 59,747	Low	\$ 418,552	\$ 989,348
56	\$1,016	09-09-35-302-021	401	10/22/2021	\$ 1,137,500	224	\$ 2,200	\$ 299,029	\$ 227,500	\$ 1,354,089	\$ 299,029	\$ 270,818	\$ (43,318)	High	\$ 639,430	\$ 838,471
56	\$1,659	09-09-26-300-007	401	9/10/2021	\$ 1,800,000	217	\$ 2,200	\$ 344,523	\$ 360,000	\$ 1,089,965	\$ 344,523	\$ 217,993	\$ 142,007	Low	\$ 451,783	\$ 1,455,477
56	\$1,310	09-09-35-303-014	401	9/2/2021	\$ 950,000	145	\$ 2,200	\$ 280,721	\$ 190,000	\$ 725,003	\$ 280,721	\$ 145,001	\$ 44,999	Low	\$ 269,262	\$ 669,279
56	\$1,377	09-09-34-411-027	401	8/20/2021	\$ 950,000	138	\$ 2,200	\$ 267,126	\$ 190,000	\$ 977,501	\$ 267,126	\$ 195,500	\$ (5,500)	High	\$ 430,530	\$ 682,874
56	\$2,083	09-09-34-305-001	401	8/2/2021	\$ 1,250,000	120	\$ 2,200	\$ 260,130	\$ 250,000	\$ 913,679	\$ 260,130	\$ 182,736	\$ 67,264	Low	\$ 396,090	\$ 989,870
56	\$2,875	09-09-34-212-048	401	7/30/2021	\$ 1,150,000	80	\$ 2,200	\$ 277,071	\$ 230,000	\$ 784,370	\$ 277,071	\$ 156,874	\$ 73,126	Low	\$ 307,454	\$ 872,929
56	\$1,472	09-09-35-301-006	401	7/2/2021	\$ 964,000	131	\$ 2,200	\$ 271,803	\$ 192,800	\$ 907,028	\$ 271,803	\$ 181,406	\$ 11,394	Low	\$ 384,985	\$ 692,197
56	\$2,949	09-09-34-307-001	401	6/24/2021	\$ 1,725,000	117	\$ 2,200	\$ 274,047	\$ 345,000	\$ 1,128,486	\$ 274,047	\$ 225,697	\$ 119,303	Low	\$ 517,842	\$ 1,450,953
56	\$1,515	09-09-35-201-006	401	6/15/2021	\$ 985,000	130	\$ 2,200	\$ 286,924	\$ 197,000	\$ 1,037,516	\$ 286,924	\$ 207,503	\$ (10,503)	High	\$ 454,904	\$ 698,076
56	\$3,371	09-09-34-307-003	401	6/14/2021	\$ 1,500,000	89	\$ 2,200	\$ 261,352	\$ 300,000	\$ 1,072,238	\$ 261,352	\$ 214,448	\$ 85,552	Low	\$ 491,446	\$ 1,238,648
56	\$1,947	09-09-27-400-004	401	5/26/2021	\$ 1,100,000	113	\$ 2,200	\$ 287,806	\$ 220,000	\$ 1,068,317	\$ 287,806	\$ 213,663	\$ 6,337	Low	\$ 473,037	\$ 812,194
56	\$1,191	09-09-34-108-014	401	5/21/2021	\$ 1,060,000	178	\$ 2,200	\$ 286,448	\$ 212,000	\$ 1,333,764	\$ 286,448	\$ 266,753	\$ (54,753)	High	\$ 634,737	\$ 773,552
56	\$1,345	09-09-34-103-004	401	5/17/2021	\$ 935,000	139	\$ 2,200	\$ 269,013	\$ 187,000	\$ 851,168	\$ 269,013	\$ 170,234	\$ 16,766	Low	\$ 352,821	\$ 665,987
56	\$1,646	09-09-34-101-004	401	4/26/2021	\$ 987,750	120	\$ 2,200	\$ 286,469	\$ 197,550	\$ 852,797	\$ 286,469	\$ 170,559	\$ 26,991	Low	\$ 343,229	\$ 701,281
56	\$4,099	09-09-34-115-028	401	3/13/2021	\$ 2,070,000	101	\$ 2,200	\$ 267,498	\$ 414,000	\$ 2,155,872	\$ 267,498	\$ 431,174	\$ (17,174)	High	\$ 1,144,469	\$ 1,802,502
56	\$1,420	09-09-34-212-072	401	2/22/2021	\$ 1,200,000	169	\$ 2,200	\$ 324,376	\$ 240,000	\$ 1,194,180	\$ 324,376	\$ 238,836	\$ 1,164	Low	\$ 522,609	\$ 875,624

56 \$2,174 AVERAGE  
56 \$2,047 MEDIAN

\$ 2,200 2024 LV












ECFTABLE	New Land \$ FF	PARCEL NUMBER	CLASS	LAST SALE	SALE PRICE	LAND FF	LAND \$ FF	LAND VALUE	LV 20% SP	MARKET VALUE	LAND VALUE	LV % MV	DIF LVSP V LVMV	LV High or Low?	BLDG BASE VAL	BLDG RSDL SALE
61	\$3,121	09-09-33-101-006	401	5/15/2023	\$ 905,000	58	\$ 3,000	\$ 171,212	\$ 181,000	\$ 693,700	\$ 171,212	\$ 138,740	\$ 42,260	Low	\$ 261,244	\$ 733,788
61	\$3,030	09-09-33-225-004	401	4/14/2023	\$ 1,000,000	66	\$ 3,000	\$ 175,695	\$ 200,000	\$ 1,088,423	\$ 175,695	\$ 217,685	\$ (17,685)	High	\$ 456,364	\$ 824,305
61	\$2,835	09-09-33-211-003	401	4/7/2023	\$ 567,000	40	\$ 3,000	\$ 137,180	\$ 113,400	\$ 344,196	\$ 137,180	\$ 68,839	\$ 44,561	Low	\$ 103,508	\$ 429,820
61	\$2,260	09-09-33-220-026	401	11/22/2022	\$ 565,000	50	\$ 3,000	\$ 115,246	\$ 113,000	\$ 333,002	\$ 115,246	\$ 66,600	\$ 46,400	Low	\$ 108,878	\$ 449,754
61	\$2,500	09-09-33-214-021	401	10/14/2022	\$ 500,000	40	\$ 3,000	\$ 137,180	\$ 100,000	\$ 371,470	\$ 137,180	\$ 74,294	\$ 25,706	Low	\$ 117,145	\$ 362,820
61	\$2,286	09-09-33-215-040	401	9/21/2022	\$ 480,000	42	\$ 3,000	\$ 120,308	\$ 96,000	\$ 348,842	\$ 120,308	\$ 69,768	\$ 26,232	Low	\$ 114,267	\$ 359,692
61	\$3,113	09-09-33-221-016	401	8/9/2022	\$ 934,000	60	\$ 3,000	\$ 142,254	\$ 186,800	\$ 534,554	\$ 142,254	\$ 106,911	\$ 79,889	Low	\$ 196,150	\$ 791,746
61	\$2,176	09-09-33-234-005	401	7/28/2022	\$ 544,000	50	\$ 3,000	\$ 150,689	\$ 108,800	\$ 365,711	\$ 150,689	\$ 73,142	\$ 35,658	Low	\$ 107,511	\$ 393,311
61	\$1,467	09-09-33-215-034	401	3/10/2022	\$ 352,000	48	\$ 3,000	\$ 124,091	\$ 70,400	\$ 296,985	\$ 124,091	\$ 59,397	\$ 11,003	Low	\$ 86,447	\$ 227,909
61	\$2,250	09-09-33-101-001	401	12/21/2021	\$ 1,035,000	92	\$ 3,000	\$ 169,455	\$ 207,000	\$ 697,285	\$ 169,455	\$ 139,457	\$ 67,543	Low	\$ 263,915	\$ 865,545
61	\$3,068	09-09-33-214-007	401	12/15/2021	\$ 675,000	44	\$ 3,000	\$ 140,194	\$ 135,000	\$ 510,964	\$ 140,194	\$ 102,193	\$ 32,807	Low	\$ 185,385	\$ 534,806
61	\$1,639	09-09-33-319-021	401	10/27/2021	\$ 500,000	61	\$ 3,000	\$ 156,802	\$ 100,000	\$ 477,076	\$ 156,802	\$ 95,415	\$ 4,585	Low	\$ 160,137	\$ 343,198
61	\$3,560	09-09-33-223-018	401	9/30/2021	\$ 890,000	50	\$ 3,000	\$ 150,689	\$ 178,000	\$ 608,923	\$ 150,689	\$ 121,785	\$ 56,215	Low	\$ 229,117	\$ 739,311
61	\$2,880	09-09-33-212-009	401	9/21/2021	\$ 576,000	40	\$ 3,000	\$ 137,180	\$ 115,200	\$ 433,220	\$ 137,180	\$ 86,644	\$ 28,556	Low	\$ 148,020	\$ 438,820
61	\$4,098	09-09-33-224-017	401	9/17/2021	\$ 1,352,500	66	\$ 3,000	\$ 175,695	\$ 270,500	\$ 1,072,165	\$ 175,695	\$ 214,433	\$ 56,067	Low	\$ 448,235	\$ 1,176,805
61	\$2,175	09-09-33-216-009	401	9/15/2021	\$ 435,000	40	\$ 3,000	\$ 117,584	\$ 87,000	\$ 323,952	\$ 117,584	\$ 64,790	\$ 22,210	Low	\$ 103,184	\$ 317,416
61	\$2,707	09-09-33-216-014	401	9/15/2021	\$ 555,000	41	\$ 3,000	\$ 125,550	\$ 111,000	\$ 375,316	\$ 125,550	\$ 75,063	\$ 35,937	Low	\$ 124,883	\$ 429,450
61	\$2,080	09-09-33-233-032	401	9/15/2021	\$ 520,000	50	\$ 3,000	\$ 150,689	\$ 104,000	\$ 424,419	\$ 150,689	\$ 84,884	\$ 19,116	Low	\$ 136,865	\$ 369,311
61	\$3,830	09-09-33-208-010	401	8/24/2021	\$ 900,000	47	\$ 3,000	\$ 112,547	\$ 180,000	\$ 433,885	\$ 112,547	\$ 86,777	\$ 93,223	Low	\$ 160,669	\$ 787,453
61	\$3,875	09-09-33-203-008	401	8/20/2021	\$ 775,000	40	\$ 3,000	\$ 117,055	\$ 155,000	\$ 493,075	\$ 117,055	\$ 98,615	\$ 56,385	Low	\$ 188,010	\$ 657,945
61	\$2,050	09-09-33-212-011	401	7/30/2021	\$ 410,000	40	\$ 3,000	\$ 137,180	\$ 82,000	\$ 538,688	\$ 137,180	\$ 107,738	\$ (25,738)	High	\$ 200,754	\$ 272,820
61	\$2,000	09-09-33-218-005	401	7/23/2021	\$ 400,000	40	\$ 3,000	\$ 142,787	\$ 80,000	\$ 593,993	\$ 142,787	\$ 118,799	\$ (38,799)	High	\$ 225,603	\$ 257,213
61	\$2,618	09-09-33-223-017	401	7/16/2021	\$ 445,000	34	\$ 3,000	\$ 116,790	\$ 89,000	\$ 315,767	\$ 116,790	\$ 63,153	\$ 25,847	Low	\$ 99,489	\$ 328,210
61	\$2,350	09-09-33-215-004	401	7/12/2021	\$ 470,000	40	\$ 3,000	\$ 137,547	\$ 94,000	\$ 359,867	\$ 137,547	\$ 71,973	\$ 22,027	Low	\$ 111,160	\$ 332,453
61	\$2,200	09-09-33-219-012	401	6/29/2021	\$ 550,000	50	\$ 3,000	\$ 116,510	\$ 110,000	\$ 499,256	\$ 116,510	\$ 99,851	\$ 10,149	Low	\$ 191,373	\$ 433,490
61	\$1,429	09-09-33-221-002	401	5/21/2021	\$ 250,000	35	\$ 3,000	\$ 135,673	\$ 50,000	\$ 985,953	\$ 135,673	\$ 197,191	\$ (147,191)	High	\$ 425,140	\$ 114,327
61	\$2,889	09-09-33-319-020	401	5/14/2021	\$ 650,000	45	\$ 3,000	\$ 147,547	\$ 130,000	\$ 535,201	\$ 147,547	\$ 107,040	\$ 22,960	Low	\$ 193,827	\$ 502,453
61	\$2,436	09-09-33-215-016	401	4/14/2021	\$ 609,000	50	\$ 3,000	\$ 143,824	\$ 121,800	\$ 371,324	\$ 143,824	\$ 74,265	\$ 47,535	Low	\$ 113,750	\$ 465,176
61	\$2,595	09-09-33-217-003	401	4/1/2021	\$ 519,000	40	\$ 3,000	\$ 152,918	\$ 103,800	\$ 367,514	\$ 152,918	\$ 73,503	\$ 30,297	Low	\$ 107,298	\$ 366,082
61	\$2,280	09-09-33-212-012	401	3/31/2021	\$ 456,000	40	\$ 3,000	\$ 137,180	\$ 91,200	\$ 375,878	\$ 137,180	\$ 75,176	\$ 16,024	Low	\$ 119,349	\$ 318,820
61	\$2,640	09-09-33-214-008	401	3/29/2021	\$ 660,000	50	\$ 3,000	\$ 143,441	\$ 132,000	\$ 393,437	\$ 143,441	\$ 78,687	\$ 53,313	Low	\$ 124,998	\$ 516,559
61	\$943	09-09-33-319-016	401	2/19/2021	\$ 250,000	53	\$ 3,000	\$ 152,455	\$ 50,000	\$ 315,931	\$ 152,455	\$ 63,186	\$ (13,186)	High	\$ 81,738	\$ 97,545
61	\$2,716	09-09-33-208-022	401	2/17/2021	\$ 543,265	40	\$ 3,000	\$ 122,115	\$ 108,653	\$ 326,337	\$ 122,115	\$ 65,267	\$ 43,386	Low	\$ 102,111	\$ 421,150
61	\$2,806	09-09-33-215-014	401	2/5/2021	\$ 463,000	33	\$ 3,000	\$ 132,355	\$ 92,600	\$ 391,861	\$ 132,355	\$ 78,372	\$ 14,228	Low	\$ 129,753	\$ 330,645
61	\$3,962	09-09-33-208-014	401	1/20/2021	\$ 1,050,000	53	\$ 3,000	\$ 134,066	\$ 210,000	\$ 459,396	\$ 134,066	\$ 91,879	\$ 118,121	Low	\$ 162,665	\$ 915,934
61	\$1,790	09-09-33-210-023	401	1/5/2021	\$ 358,000	40	\$ 3,000	\$ 144,111	\$ 71,600	\$ 629,319	\$ 144,111	\$ 125,864	\$ (54,264)	High	\$ 242,604	\$ 213,889
61	\$2,157	09-09-33-216-023	401	12/8/2020	\$ 647,000	60	\$ 3,000	\$ 123,978	\$ 129,400	\$ 386,560	\$ 123,978	\$ 77,312	\$ 52,088	Low	\$ 131,291	\$ 523,022
61	\$2,316	09-09-33-225-001	401	10/5/2020	\$ 1,100,000	95	\$ 3,000	\$ 188,971	\$ 220,000	\$ 1,062,305	\$ 188,971	\$ 212,461	\$ 7,539	Low	\$ 436,667	\$ 911,029
61	\$3,837	09-09-33-205-016	401	9/4/2020	\$ 1,650,000	86	\$ 3,000	\$ 177,596	\$ 330,000	\$ 604,894	\$ 177,596	\$ 120,979	\$ 209,021	Low	\$ 213,649	\$ 1,472,404
61	\$1,158	09-09-33-215-023	401	8/28/2020	\$ 330,000	57	\$ 3,000	\$ 138,564	\$ 66,000	\$ 474,698	\$ 138,564	\$ 94,940	\$ (28,940)	High	\$ 168,067	\$ 191,436
61	\$2,333	09-09-33-221-006	401	8/27/2020	\$ 630,000	54	\$ 3,000	\$ 120,792	\$ 126,000	\$ 473,120	\$ 120,792	\$ 94,624	\$ 31,376	Low	\$ 176,164	\$ 509,208
61	\$2,225	09-09-33-210-022	401	8/17/2020	\$ 445,000	40	\$ 3,000	\$ 144,111	\$ 89,000	\$ 555,333	\$ 144,111	\$ 111,067	\$ (22,067)	High	\$ 205,611	\$ 300,889
61	\$2,800	09-09-33-211-012	401	8/14/2020	\$ 560,000	40	\$ 3,000	\$ 141,434	\$ 112,000	\$ 457,784	\$ 141,434	\$ 91,557	\$ 20,443	Low	\$ 158,175	\$ 418,566
61	\$2,175	09-09-33-215-007	401	7/10/2020	\$ 435,000	40	\$ 3,000	\$ 137,547	\$ 87,000	\$ 390,487	\$ 137,547	\$ 78,097	\$ 8,903	Low	\$ 126,470	\$ 297,453
61	\$3,860	09-09-33-235-009	401	3/23/2020	\$ 965,000	50	\$ 3,000	\$ 152,379	\$ 193,000	\$ 535,859	\$ 152,379	\$ 107,172	\$ 85,828	Low	\$ 191,740	\$ 812,621
61	\$5,909	09-09-33-206-008	401	2/28/2020	\$ 1,950,000	66	\$ 3,000	\$ 145,229	\$ 390,000	\$ 1,268,747	\$ 145,229	\$ 253,749	\$ 136,251	Low	\$ 561,759	\$ 1,804,771
61	\$1,967	09-09-33-220-028	401	2/28/2020	\$ 590,000	60	\$ 3,000	\$ 116,092	\$ 118,000	\$ 383,618	\$ 116,092	\$ 76,724	\$ 41,276	Low	\$ 133,763	\$ 473,908

61 \$2,625 AVERAGE  
61 \$2,436 MEDIAN  
61 879.5615016 STNDRD DEV  
61 \$2,544 AVERAGE  
61  
61  
61 all  
61 \$ 2,600 2024 LV



ECF TABLE	New Land \$ FF	PARCEL NUMBER	CLASS	LAST SALE	SALE PRICE	LAND FF	LAND \$ FF	LAND VALUE	LV 20% SP	MARKET VALUE	LAND VALUE	LV % MV	DIF LVSP V LVMV	LV High or Low?	BLDG BASE VAL	BLDG RSDL SALE
62	\$3,875	09-09-33-326-004	401	6/6/2023	\$ 775,000	40	\$ 2,600	\$ 124,326	\$ 155,000	\$ 424,449	\$ 124,326	\$ 84,890	\$ 70,110	Low	\$ 124,584	\$ 650,674
62	\$2,928	09-09-33-301-007	401	6/1/2023	\$ 644,250	44	\$ 2,600	\$ 117,994	\$ 128,850	\$ 488,207	\$ 117,994	\$ 97,641	\$ 31,209	Low	\$ 153,679	\$ 526,256
62	\$3,359	09-09-33-329-023	401	5/31/2023	\$ 655,000	39	\$ 2,600	\$ 125,500	\$ 131,000	\$ 423,122	\$ 125,500	\$ 84,624	\$ 46,376	Low	\$ 123,546	\$ 529,500
62	\$3,698	09-09-33-326-005	401	5/30/2023	\$ 739,500	40	\$ 2,600	\$ 124,326	\$ 147,900	\$ 508,863	\$ 124,326	\$ 101,773	\$ 46,127	Low	\$ 159,625	\$ 615,174
62	\$3,550	09-09-33-310-013	401	5/15/2023	\$ 710,000	40	\$ 2,600	\$ 123,057	\$ 142,000	\$ 532,842	\$ 123,057	\$ 106,568	\$ 35,432	Low	\$ 170,106	\$ 586,943
62	\$3,050	09-09-33-326-016	401	5/8/2023	\$ 610,000	40	\$ 2,600	\$ 124,326	\$ 122,000	\$ 527,607	\$ 124,326	\$ 105,521	\$ 16,479	Low	\$ 167,406	\$ 485,674
62	\$2,692	09-09-33-330-010	401	5/3/2023	\$ 525,000	39	\$ 2,600	\$ 126,078	\$ 105,000	\$ 418,993	\$ 126,078	\$ 83,799	\$ 21,201	Low	\$ 121,592	\$ 398,922
62	\$2,154	09-09-33-213-014	401	5/1/2023	\$ 560,000	52	\$ 2,600	\$ 103,931	\$ 112,000	\$ 433,954	\$ 103,931	\$ 86,791	\$ 25,209	Low	\$ 136,996	\$ 456,069
62	\$2,625	09-09-33-302-006	401	4/28/2023	\$ 525,000	40	\$ 2,600	\$ 126,718	\$ 105,000	\$ 401,534	\$ 126,718	\$ 80,307	\$ 24,693	Low	\$ 114,079	\$ 398,282
62	\$1,900	09-09-33-326-018	401	1/27/2023	\$ 380,000	40	\$ 2,600	\$ 124,326	\$ 76,000	\$ 446,229	\$ 124,326	\$ 89,246	\$ (13,246)	High	\$ 133,625	\$ 255,674
62	\$2,675	09-09-33-302-008	401	1/6/2023	\$ 535,000	40	\$ 2,600	\$ 126,718	\$ 107,000	\$ 396,979	\$ 126,718	\$ 79,396	\$ 27,604	Low	\$ 112,188	\$ 408,282
62	\$1,885	09-09-33-214-036	401	12/29/2022	\$ 377,000	40	\$ 2,600	\$ 101,375	\$ 75,400	\$ 388,007	\$ 101,375	\$ 77,601	\$ (2,201)	High	\$ 118,984	\$ 275,625
62	\$3,000	09-09-33-214-025	401	10/14/2022	\$ 450,000	30	\$ 2,600	\$ 95,707	\$ 90,000	\$ 379,979	\$ 95,707	\$ 75,996	\$ 14,004	Low	\$ 118,004	\$ 354,293
62	\$2,495	09-09-33-320-020	401	10/11/2022	\$ 499,000	40	\$ 2,600	\$ 125,941	\$ 99,800	\$ 471,033	\$ 125,941	\$ 94,207	\$ 5,593	Low	\$ 143,251	\$ 373,059
62	\$1,628	09-09-32-400-007	401	9/9/2022	\$ 350,000	43	\$ 2,600	\$ 128,173	\$ 70,000	\$ 367,813	\$ 128,173	\$ 73,563	\$ (3,563)	High	\$ 99,477	\$ 221,827
62	\$1,467	09-09-33-327-004	401	8/19/2022	\$ 440,000	60	\$ 2,600	\$ 122,731	\$ 88,000	\$ 451,540	\$ 122,731	\$ 90,308	\$ (2,308)	High	\$ 136,492	\$ 317,269
62	\$2,325	09-09-33-321-002	401	8/16/2022	\$ 465,000	40	\$ 2,600	\$ 125,941	\$ 93,000	\$ 391,921	\$ 125,941	\$ 78,384	\$ 14,616	Low	\$ 110,411	\$ 339,059
62	\$5,150	09-09-33-310-030	401	8/15/2022	\$ 1,030,000	40	\$ 2,600	\$ 129,547	\$ 206,000	\$ 940,636	\$ 129,547	\$ 188,127	\$ 17,873	Low	\$ 336,691	\$ 900,453
62	\$3,456	09-09-33-331-013	401	8/15/2022	\$ 985,000	57	\$ 2,600	\$ 135,605	\$ 197,000	\$ 586,009	\$ 135,605	\$ 117,202	\$ 79,798	Low	\$ 186,967	\$ 849,395
62	\$3,695	09-09-33-320-018	401	7/8/2022	\$ 739,000	40	\$ 2,600	\$ 125,941	\$ 147,800	\$ 544,370	\$ 125,941	\$ 108,874	\$ 38,926	Low	\$ 173,694	\$ 613,059
62	\$2,346	09-09-33-321-005	401	7/5/2022	\$ 504,400	43	\$ 2,600	\$ 126,137	\$ 100,880	\$ 431,299	\$ 126,137	\$ 86,260	\$ 14,620	Low	\$ 126,676	\$ 378,263
62	\$1,760	09-09-33-302-022	401	6/24/2022	\$ 528,000	60	\$ 2,600	\$ 124,635	\$ 105,600	\$ 406,970	\$ 124,635	\$ 81,394	\$ 24,206	Low	\$ 117,200	\$ 403,365
62	\$3,000	09-09-33-321-008	401	6/22/2022	\$ 600,000	40	\$ 2,600	\$ 125,941	\$ 120,000	\$ 540,400	\$ 125,941	\$ 108,080	\$ 11,920	Low	\$ 172,046	\$ 474,059
62	\$2,078	09-09-33-303-015	401	6/14/2022	\$ 415,500	40	\$ 2,600	\$ 120,113	\$ 83,100	\$ 376,397	\$ 120,113	\$ 75,279	\$ 7,821	Low	\$ 106,386	\$ 295,387
62	\$2,450	09-09-33-320-010	401	6/9/2022	\$ 490,000	40	\$ 2,600	\$ 125,941	\$ 98,000	\$ 480,223	\$ 125,941	\$ 96,045	\$ 1,955	Low	\$ 147,066	\$ 364,059
62	\$4,511	09-09-33-328-020	401	6/1/2022	\$ 1,060,000	47	\$ 2,600	\$ 126,867	\$ 212,000	\$ 1,199,756	\$ 126,867	\$ 239,951	\$ (27,951)	High	\$ 445,367	\$ 933,133
62	\$2,430	09-09-33-329-017	401	5/26/2022	\$ 486,000	40	\$ 2,600	\$ 122,622	\$ 97,200	\$ 475,276	\$ 122,622	\$ 95,055	\$ 2,145	Low	\$ 146,390	\$ 363,378
62	\$2,037	09-09-33-302-003	401	5/3/2022	\$ 550,000	54	\$ 2,600	\$ 124,635	\$ 110,000	\$ 397,842	\$ 124,635	\$ 79,568	\$ 30,432	Low	\$ 113,411	\$ 425,365
62	\$1,100	09-09-33-311-017	401	3/30/2022	\$ 330,000	60	\$ 2,600	\$ 136,792	\$ 66,000	\$ 355,922	\$ 136,792	\$ 71,184	\$ (5,184)	High	\$ 90,963	\$ 193,208
62	\$1,960	09-09-33-214-035	401	3/23/2022	\$ 391,900	40	\$ 2,600	\$ 101,375	\$ 78,380	\$ 348,991	\$ 101,375	\$ 69,798	\$ 8,582	Low	\$ 102,788	\$ 290,525
62	\$2,138	09-09-33-330-008	401	3/17/2022	\$ 417,000	39	\$ 2,600	\$ 126,078	\$ 83,400	\$ 406,645	\$ 126,078	\$ 81,329	\$ 2,071	Low	\$ 116,466	\$ 290,922
62	\$1,267	09-09-33-311-016	401	3/7/2022	\$ 380,000	60	\$ 2,600	\$ 137,004	\$ 76,000	\$ 348,411	\$ 137,004	\$ 69,682	\$ 6,318	Low	\$ 87,757	\$ 242,996
62	\$2,275	09-09-33-329-015	401	1/28/2022	\$ 455,000	40	\$ 2,600	\$ 122,622	\$ 91,000	\$ 402,492	\$ 122,622	\$ 80,498	\$ 10,502	Low	\$ 116,177	\$ 332,378
62	\$2,034	09-09-33-303-021	401	1/20/2022	\$ 600,000	59	\$ 2,600	\$ 132,770	\$ 120,000	\$ 750,199	\$ 132,770	\$ 150,040	\$ (30,040)	High	\$ 256,301	\$ 467,230
62	\$1,383	09-09-33-311-019	401	1/10/2022	\$ 415,000	60	\$ 2,600	\$ 136,579	\$ 83,000	\$ 434,522	\$ 136,579	\$ 86,904	\$ (3,904)	High	\$ 123,679	\$ 278,421
62	\$2,750	09-09-33-329-011	401	1/4/2022	\$ 550,000	40	\$ 2,600	\$ 124,326	\$ 110,000	\$ 509,568	\$ 124,326	\$ 101,914	\$ 8,086	Low	\$ 159,918	\$ 425,674
62	\$1,705	09-09-33-330-014	401	12/1/2021	\$ 332,500	39	\$ 2,600	\$ 126,078	\$ 66,500	\$ 318,969	\$ 126,078	\$ 63,794	\$ 2,706	Low	\$ 80,071	\$ 206,422
62	\$1,259	09-09-33-310-025	401	9/16/2021	\$ 365,000	58	\$ 2,600	\$ 133,012	\$ 73,000	\$ 385,868	\$ 133,012	\$ 77,174	\$ (4,174)	High	\$ 104,963	\$ 231,988
62	\$2,700	09-09-33-311-006	401	8/30/2021	\$ 675,000	50	\$ 2,600	\$ 133,099	\$ 135,000	\$ 581,260	\$ 133,099	\$ 116,252	\$ 18,748	Low	\$ 186,036	\$ 541,901
62	\$2,920	09-09-33-311-012	401	8/30/2021	\$ 584,000	40	\$ 2,600	\$ 123,057	\$ 116,800	\$ 464,769	\$ 123,057	\$ 92,954	\$ 23,846	Low	\$ 141,848	\$ 460,943
62	\$2,263	09-09-33-214-022	401	8/20/2021	\$ 452,500	40	\$ 2,600	\$ 110,647	\$ 90,500	\$ 372,394	\$ 110,647	\$ 74,479	\$ 16,021	Low	\$ 108,654	\$ 341,853
62	\$2,263	09-09-33-214-023	401	8/20/2021	\$ 452,500	40	\$ 2,600	\$ 110,647	\$ 90,500	\$ 367,066	\$ 110,647	\$ 73,413	\$ 17,087	Low	\$ 106,442	\$ 341,853
62	\$2,125	09-09-33-214-034	401	8/5/2021	\$ 425,000	40	\$ 2,600	\$ 101,375	\$ 85,000	\$ 406,321	\$ 101,375	\$ 81,264	\$ 3,736	Low	\$ 126,586	\$ 323,625
62	\$1,823	09-09-33-310-009	401	7/26/2021	\$ 483,000	53	\$ 2,600	\$ 121,581	\$ 96,600	\$ 474,430	\$ 121,581	\$ 94,886	\$ 1,714	Low	\$ 146,471	\$ 361,419
62	\$2,091	09-09-33-322-009	401	7/7/2021	\$ 575,000	55	\$ 2,600	\$ 122,786	\$ 115,000	\$ 479,983	\$ 122,786	\$ 95,997	\$ 19,003	Low	\$ 148,276	\$ 452,214
62	\$2,296	09-09-33-212-014	401	6/29/2021	\$ 562,500	49	\$ 2,600	\$ 130,328	\$ 112,500	\$ 432,388	\$ 130,328	\$ 86,478	\$ 26,022	Low	\$ 125,388	\$ 432,172
62	\$2,020	09-09-33-317-013	401	5/14/2021	\$ 404,000	40	\$ 2,600	\$ 124,326	\$ 80,800	\$ 396,447	\$ 124,326	\$ 79,289	\$ 1,511	Low	\$ 112,960	\$ 279,674
62	\$2,766	09-09-33-328-022	401	5/1/2021	\$ 650,000	47	\$ 2,600	\$ 126,867	\$ 130,000	\$ 582,122	\$ 126,867	\$ 116,424	\$ 13,576	Low	\$ 188,981	\$ 523,133



ECF TABLE	LV 20% SP	PARCEL NUMBER	CLASS	LAST SALE	SALE PRICE	LAND FF	LAND \$ FF	LAND VALUE	LV 20% SP	MARKET VALUE	LAND VALUE	LV % MV	DIF LVSP V LVMV	LV High or Low?	BLDG BASE VAL	BLDG RSDL SALE
63	\$39,000	CREEKWOOD	09-12-11-209-068	401	6/3/2021	\$ 195,000	0 \$ -	\$ 35,000	\$ 39,000	\$ 233,784	\$ 35,000	\$ 46,757	\$ (7,757)	High	\$ 114,047	\$ 160,000
63	\$40,000	CREEKWOOD	09-12-11-209-069	401	5/21/2021	\$ 200,000	0 \$ -	\$ 35,000	\$ 40,000	\$ 226,043	\$ 35,000	\$ 45,209	\$ (5,209)	High	\$ 109,606	\$ 165,000
63	\$33,800	CREEKWOOD	09-12-11-209-071	401	5/14/2020	\$ 169,000	0 \$ -	\$ 35,000	\$ 33,800	\$ 226,043	\$ 35,000	\$ 45,209	\$ (11,409)	High	\$ 109,606	\$ 134,000
63	\$32,200	CREEKWOOD	09-12-11-209-057	401	4/10/2020	\$ 161,000	0 \$ -	\$ 35,000	\$ 32,200	\$ 233,784	\$ 35,000	\$ 46,757	\$ (14,557)	High	\$ 114,047	\$ 126,000
63	\$36,250	CREEKWOOD														
63	\$36,400	CREEKWOOD														
63	\$ 37,000	2024 LV														

ECF TABLE	LV 20% SP	PARCEL NUMBER	CLASS	LAST SALE	SALE PRICE	LAND FF	LAND \$ FF	LAND VALUE	LV 20% SP	MARKET VALUE	LAND VALUE	LV % MV	DIF LVSP V LVMV	LV High or Low?	BLDG BASE VAL	BLDG RSDL SALE
63	\$30,000	PATNGIL/INDCOM	09-09-33-308-014	401	4/3/2020	\$ 150,000	0 \$ -	\$ 38,000	\$ 30,000	\$ 143,110	\$ 38,000	\$ 28,622	\$ 1,378	Low	\$ 60,304	\$ 112,000
63	\$29,600	PATNGIL/INDCOM	09-09-33-308-018	401	1/1/2020	\$ 148,000	0 \$ -	\$ 38,000	\$ 29,600	\$ 152,384	\$ 38,000	\$ 30,477	\$ (877)	High	\$ 65,625	\$ 110,000
63	\$30,000	PATNGIL/INDCOM	09-12-04-111-104	401	5/19/2023	\$ 150,000	0 \$ -	\$ 38,000	\$ 30,000	\$ 168,523	\$ 38,000	\$ 33,705	\$ (3,705)	High	\$ 74,884	\$ 112,000
63	\$42,000	PATNGIL/INDCOM	09-12-04-111-087	401	10/31/2022	\$ 210,000	0 \$ -	\$ 38,000	\$ 42,000	\$ 199,215	\$ 38,000	\$ 39,843	\$ 2,157	Low	\$ 92,493	\$ 172,000
63	\$34,880	PATNGIL/INDCOM	09-12-04-111-114	401	8/22/2022	\$ 174,400	0 \$ -	\$ 38,000	\$ 34,880	\$ 168,523	\$ 38,000	\$ 33,705	\$ 1,175	Low	\$ 74,884	\$ 136,400
63	\$42,000	PATNGIL/INDCOM	09-12-04-111-112	401	7/8/2022	\$ 210,000	0 \$ -	\$ 38,000	\$ 42,000	\$ 168,523	\$ 38,000	\$ 33,705	\$ 8,295	Low	\$ 74,884	\$ 172,000
63	\$35,400	PATNGIL/INDCOM	09-12-04-111-122	401	6/30/2022	\$ 177,000	0 \$ -	\$ 38,000	\$ 35,400	\$ 144,623	\$ 38,000	\$ 28,925	\$ 6,475	Low	\$ 61,172	\$ 139,000
63	\$45,400	PATNGIL/INDCOM	09-12-04-111-121	401	6/14/2022	\$ 227,000	0 \$ -	\$ 38,000	\$ 45,400	\$ 199,215	\$ 38,000	\$ 39,843	\$ 5,557	Low	\$ 92,493	\$ 189,000
63	\$33,000	PATNGIL/INDCOM	09-12-04-111-069	401	6/6/2022	\$ 165,000	0 \$ -	\$ 38,000	\$ 33,000	\$ 123,909	\$ 38,000	\$ 24,782	\$ 8,218	Low	\$ 49,288	\$ 127,000
63	\$36,960	PATNGIL/INDCOM	09-12-04-111-061	401	5/16/2022	\$ 184,800	0 \$ -	\$ 38,000	\$ 36,960	\$ 154,687	\$ 38,000	\$ 30,937	\$ 6,023	Low	\$ 66,946	\$ 146,800
63	\$32,380	PATNGIL/INDCOM	09-12-04-111-102	401	5/9/2022	\$ 161,900	0 \$ -	\$ 38,000	\$ 32,380	\$ 168,523	\$ 38,000	\$ 33,705	\$ (1,325)	High	\$ 74,884	\$ 123,900
63	\$26,000	PATNGIL/INDCOM	09-12-04-111-065	401	5/2/2022	\$ 130,000	0 \$ -	\$ 38,000	\$ 26,000	\$ 117,829	\$ 38,000	\$ 23,566	\$ 2,434	Low	\$ 45,800	\$ 92,000
63	\$42,000	PATNGIL/INDCOM	09-12-04-111-086	401	3/30/2022	\$ 210,000	0 \$ -	\$ 38,000	\$ 42,000	\$ 195,367	\$ 38,000	\$ 39,073	\$ 2,927	Low	\$ 90,285	\$ 172,000
63	\$27,740	PATNGIL/INDCOM	09-12-04-111-062	401	2/16/2022	\$ 138,700	0 \$ -	\$ 38,000	\$ 27,740	\$ 128,490	\$ 38,000	\$ 25,698	\$ 2,042	Low	\$ 51,916	\$ 100,700
63	\$35,800	PATNGIL/INDCOM	09-12-04-111-129	401	1/6/2022	\$ 179,000	0 \$ -	\$ 38,000	\$ 35,800	\$ 175,376	\$ 38,000	\$ 35,075	\$ 725	Low	\$ 78,816	\$ 141,000
63	\$36,200	PATNGIL/INDCOM	09-12-04-111-051	401	12/7/2021	\$ 181,000	0 \$ -	\$ 38,000	\$ 36,200	\$ 154,999	\$ 38,000	\$ 31,000	\$ 5,200	Low	\$ 67,125	\$ 143,000
63	\$32,200	PATNGIL/INDCOM	09-12-04-111-079	401	12/2/2021	\$ 161,000	0 \$ -	\$ 38,000	\$ 32,200	\$ 154,687	\$ 38,000	\$ 30,937	\$ 1,263	Low	\$ 66,946	\$ 123,000
63	\$37,000	PATNGIL/INDCOM	09-12-04-111-090	401	10/1/2021	\$ 185,000	0 \$ -	\$ 38,000	\$ 37,000	\$ 168,523	\$ 38,000	\$ 33,705	\$ 3,295	Low	\$ 74,884	\$ 147,000
63	\$35,000	PATNGIL/INDCOM	09-12-04-111-139	401	9/16/2021	\$ 175,000	0 \$ -	\$ 38,000	\$ 35,000	\$ 147,731	\$ 38,000	\$ 29,546	\$ 5,454	Low	\$ 62,955	\$ 137,000
63	\$28,800	PATNGIL/INDCOM	09-12-04-111-066	401	9/9/2021	\$ 144,000	0 \$ -	\$ 38,000	\$ 28,800	\$ 151,731	\$ 38,000	\$ 30,346	\$ (1,546)	High	\$ 65,250	\$ 106,000
63	\$24,000	PATNGIL/INDCOM	09-12-04-111-043	401	7/15/2021	\$ 120,000	0 \$ -	\$ 38,000	\$ 24,000	\$ 117,829	\$ 38,000	\$ 23,566	\$ 434	Low	\$ 45,800	\$ 82,000
63	\$28,700	PATNGIL/INDCOM	09-12-04-111-076	401	6/22/2021	\$ 143,500	0 \$ -	\$ 38,000	\$ 28,700	\$ 132,732	\$ 38,000	\$ 26,546	\$ 2,154	Low	\$ 54,350	\$ 105,500
63	\$35,400	PATNGIL/INDCOM	09-12-04-111-130	401	5/26/2021	\$ 177,000	0 \$ -	\$ 38,000	\$ 35,400	\$ 168,523	\$ 38,000	\$ 33,705	\$ 1,695	Low	\$ 74,884	\$ 139,000
63	\$35,000	PATNGIL/INDCOM	09-12-04-111-140	401	4/30/2021	\$ 175,000	0 \$ -	\$ 38,000	\$ 35,000	\$ 168,523	\$ 38,000	\$ 33,705	\$ 1,295	Low	\$ 74,884	\$ 137,000
63	\$32,400	PATNGIL/INDCOM	09-12-04-111-116	401	3/26/2021	\$ 162,000	0 \$ -	\$ 38,000	\$ 32,400	\$ 168,523	\$ 38,000	\$ 33,705	\$ (1,305)	High	\$ 74,884	\$ 124,000
63	\$28,370	PATNGIL/INDCOM	09-12-04-111-081	401	8/5/2020	\$ 141,850	0 \$ -	\$ 38,000	\$ 28,370	\$ 154,999	\$ 38,000	\$ 31,000	\$ (2,630)	High	\$ 67,125	\$ 103,850
63	\$38,000	PATNGIL/INDCOM	09-12-04-111-101	401	6/18/2020	\$ 190,000	0 \$ -	\$ 38,000	\$ 38,000	\$ 175,376	\$ 38,000	\$ 35,075	\$ 2,925	Low	\$ 78,816	\$ 152,000
63	\$23,980	PATNGIL/INDCOM	09-12-04-111-046	401	6/8/2020	\$ 119,900	0 \$ -	\$ 38,000	\$ 23,980	\$ 125,506	\$ 38,000	\$ 25,101	\$ (1,121)	High	\$ 50,204	\$ 81,900
63	\$29,600	PATNGIL/INDCOM	09-12-04-111-048	401	5/29/2020	\$ 148,000	0 \$ -	\$ 38,000	\$ 29,600	\$ 127,275	\$ 38,000	\$ 25,455	\$ 4,145	Low	\$ 51,219	\$ 110,000
63	\$33,373															
63	\$33,000															
63	\$ 30,000	2024 LV														

ECF TABLE	LV 20% SP	PARCEL NUMBER	CLASS	LAST SALE	SALE PRICE	LAND FF	LAND \$ FF	LAND VALUE	LV 20% SP	MARKET VALUE	LAND VALUE	LV % MV	DIF LVSP V LVMV	LV High or Low?	BLDG BASE VAL	BLDG RSDL SALE
63	\$77,980	ARB HSE CONDO	09-12-03-208-080	401	12/16/2022	\$ 389,900	0 \$ -	\$ 66,000	\$ 77,980	\$ 394,737	\$ 66,000	\$ 78,947	\$ (967)	High	\$ 188,604	\$ 323,900
63	\$83,000	ARB HSE CONDO	09-12-03-208-085	401	6/17/2022	\$ 415,000	0 \$ -	\$ 66,000	\$ 83,000	\$ 373,216	\$ 66,000	\$ 74,643	\$ 8,357	Low	\$ 176,257	\$ 349,000
63	\$68,800	ARB HSE CONDO	09-12-03-208-035	401	5/27/2022	\$ 344,000	0 \$ -	\$ 66,000	\$ 68,800	\$ 379,644	\$ 66,000	\$ 75,929	\$ (7,129)	High	\$ 179,945	\$ 278,000
63	\$72,200	ARB HSE CONDO	09-12-03-208-061	401	3/15/2022	\$ 361,000	0 \$ -	\$ 66,000	\$ 72,200	\$ 400,140	\$ 66,000	\$ 80,028	\$ (7,828)	High	\$ 191,704	\$ 295,000
63	\$64,000	ARB HSE CONDO	09-12-03-208-063	401	12/20/2021	\$ 320,000	0 \$ -	\$ 66,000	\$ 64,000	\$ 399,995	\$ 66,000	\$ 79,999	\$ (15,999)	High	\$ 191,621	\$ 254,000



ECF TABLE	New Land \$ FF		PARCEL NUMBER	CLASS	LAST SALE	SALE PRICE	LAND FF	LAND \$ FF	LAND VALUE	LV 20% SP	MARKET VALUE	LAND VALUE	LV % MV	DIF LVSP V LVMV	LV High or Low?	BLDG BASE VAL	BLDG RSDL SALE
64	\$4,800	BURNS PARK	09-09-33-420-014	401	5/25/2023	\$ 600,000	50	\$ 6,200	\$ 369,544	\$ 240,000	\$ 525,287	\$ 369,544	\$ 105,057	\$ 134,943	Low	\$ 86,524	\$ 230,456
64	\$4,920	BURNS PARK	09-09-34-317-009	401	5/25/2023	\$ 1,230,000	100	\$ 6,200	\$ 400,207	\$ 492,000	\$ 1,255,124	\$ 400,207	\$ 251,025	\$ 240,975	Low	\$ 474,954	\$ 829,793
64	\$8,600	BURNS PARK	09-09-33-423-019	401	5/23/2023	\$ 1,075,000	50	\$ 6,200	\$ 365,837	\$ 430,000	\$ 794,039	\$ 365,837	\$ 158,808	\$ 271,192	Low	\$ 237,890	\$ 709,163
64	\$6,240	BURNS PARK	09-09-33-121-009	401	5/18/2023	\$ 780,000	50	\$ 6,200	\$ 356,174	\$ 312,000	\$ 640,277	\$ 356,174	\$ 128,055	\$ 183,945	Low	\$ 157,835	\$ 423,826
64	\$7,455	BURNS PARK	09-09-33-226-024	401	5/18/2023	\$ 615,000	33	\$ 6,200	\$ 337,761	\$ 246,000	\$ 583,031	\$ 337,761	\$ 116,606	\$ 129,394	Low	\$ 136,261	\$ 277,239
64	\$9,220	BURNS PARK	09-09-33-227-019	401	4/27/2023	\$ 945,000	41	\$ 6,200	\$ 347,044	\$ 378,000	\$ 727,946	\$ 347,044	\$ 145,589	\$ 232,411	Low	\$ 211,612	\$ 597,956
64	\$8,780	BURNS PARK	09-09-33-233-011	401	4/14/2023	\$ 1,097,500	50	\$ 6,200	\$ 329,480	\$ 439,000	\$ 758,285	\$ 329,480	\$ 151,657	\$ 287,343	Low	\$ 238,225	\$ 768,020
64	\$4,819	BURNS PARK	09-09-33-104-034	401	3/28/2023	\$ 1,265,000	105	\$ 6,200	\$ 396,900	\$ 506,000	\$ 1,311,455	\$ 396,900	\$ 262,291	\$ 243,709	Low	\$ 508,086	\$ 868,100
64	\$4,480	BURNS PARK	09-09-33-232-002	401	2/3/2023	\$ 560,000	50	\$ 6,200	\$ 363,849	\$ 224,000	\$ 664,760	\$ 363,849	\$ 132,952	\$ 91,048	Low	\$ 167,173	\$ 196,151
64	\$4,740	BURNS PARK	09-09-33-233-013	401	12/16/2022	\$ 592,500	50	\$ 6,200	\$ 365,837	\$ 237,000	\$ 623,460	\$ 365,837	\$ 124,692	\$ 112,308	Low	\$ 143,124	\$ 226,663
64	\$5,966	BURNS PARK	09-09-33-231-005	401	12/15/2022	\$ 701,000	47	\$ 6,200	\$ 362,463	\$ 280,400	\$ 595,030	\$ 362,463	\$ 119,006	\$ 161,394	Low	\$ 129,204	\$ 338,537
64	\$6,667	BURNS PARK	09-09-33-229-012	401	11/18/2022	\$ 1,000,000	60	\$ 6,200	\$ 372,568	\$ 400,000	\$ 816,210	\$ 372,568	\$ 163,242	\$ 236,758	Low	\$ 246,468	\$ 627,432
64	\$6,136	BURNS PARK	09-09-33-417-016	401	11/15/2022	\$ 767,000	50	\$ 6,200	\$ 365,837	\$ 306,800	\$ 676,753	\$ 365,837	\$ 135,351	\$ 171,449	Low	\$ 172,731	\$ 401,163
64	\$6,840	BURNS PARK	09-09-33-234-034	401	11/14/2022	\$ 855,000	50	\$ 6,200	\$ 365,837	\$ 342,000	\$ 691,524	\$ 365,837	\$ 138,305	\$ 203,695	Low	\$ 180,937	\$ 489,163
64	\$6,880	BURNS PARK	09-09-33-416-010	401	10/21/2022	\$ 860,000	50	\$ 6,200	\$ 364,139	\$ 344,000	\$ 760,348	\$ 364,139	\$ 152,070	\$ 191,930	Low	\$ 220,116	\$ 495,861
64	\$5,515	BURNS PARK	09-09-33-103-041	401	10/20/2022	\$ 910,000	66	\$ 6,200	\$ 282,102	\$ 364,000	\$ 1,034,764	\$ 282,102	\$ 206,953	\$ 157,047	Low	\$ 445,890	\$ 627,898
64	\$5,600	BURNS PARK	09-09-33-307-003	401	10/5/2022	\$ 1,050,000	75	\$ 6,200	\$ 380,975	\$ 420,000	\$ 902,730	\$ 380,975	\$ 180,546	\$ 239,454	Low	\$ 289,864	\$ 669,025
64	\$6,830	BURNS PARK	09-09-33-104-019	401	9/30/2022	\$ 905,000	53	\$ 6,200	\$ 369,346	\$ 362,000	\$ 775,885	\$ 369,346	\$ 155,177	\$ 206,823	Low	\$ 225,855	\$ 535,654
64	\$12,800	BURNS PARK	09-09-33-307-005	401	9/29/2022	\$ 1,600,000	50	\$ 6,200	\$ 365,837	\$ 640,000	\$ 1,097,935	\$ 365,837	\$ 219,587	\$ 420,413	Low	\$ 406,721	\$ 1,234,163
64	\$4,375	BURNS PARK	09-09-33-230-015	401	9/8/2022	\$ 700,000	64	\$ 6,200	\$ 372,342	\$ 280,000	\$ 684,230	\$ 372,342	\$ 136,846	\$ 143,154	Low	\$ 173,271	\$ 327,658
64	\$6,150	BURNS PARK	09-09-33-228-010	401	8/5/2022	\$ 615,000	40	\$ 6,200	\$ 341,954	\$ 246,000	\$ 520,330	\$ 341,954	\$ 104,066	\$ 141,934	Low	\$ 99,098	\$ 273,046
64	\$14,419	BURNS PARK	09-09-33-227-022	401	7/18/2022	\$ 1,550,000	43	\$ 6,200	\$ 372,531	\$ 620,000	\$ 1,014,937	\$ 372,531	\$ 202,987	\$ 417,013	Low	\$ 356,892	\$ 1,177,469
64	\$6,667	BURNS PARK	09-09-33-431-003	401	7/11/2022	\$ 1,100,000	66	\$ 6,200	\$ 379,686	\$ 440,000	\$ 823,156	\$ 379,686	\$ 164,631	\$ 275,369	Low	\$ 246,372	\$ 720,314
64	\$7,273	BURNS PARK	09-09-33-105-002	401	7/1/2022	\$ 1,200,000	66	\$ 6,200	\$ 379,423	\$ 480,000	\$ 976,830	\$ 379,423	\$ 195,366	\$ 284,634	Low	\$ 331,893	\$ 820,577
64	\$6,421	BURNS PARK	09-09-34-317-004	401	7/1/2022	\$ 1,525,000	95	\$ 6,200	\$ 392,391	\$ 610,000	\$ 1,141,461	\$ 392,391	\$ 228,292	\$ 381,708	Low	\$ 416,150	\$ 1,132,609
64	\$6,792	BURNS PARK	09-09-33-121-017	401	6/30/2022	\$ 849,000	50	\$ 6,200	\$ 361,758	\$ 339,600	\$ 800,450	\$ 361,758	\$ 160,090	\$ 179,510	Low	\$ 243,718	\$ 487,242
64	\$8,000	BURNS PARK	09-09-33-421-004	401	6/24/2022	\$ 1,000,000	50	\$ 6,200	\$ 365,837	\$ 400,000	\$ 716,090	\$ 365,837	\$ 143,218	\$ 256,782	Low	\$ 194,585	\$ 634,163
64	\$5,400	BURNS PARK	09-09-33-422-001	401	6/16/2022	\$ 675,000	50	\$ 6,200	\$ 365,837	\$ 270,000	\$ 682,489	\$ 365,837	\$ 136,498	\$ 133,502	Low	\$ 175,918	\$ 309,163
64	\$5,333	BURNS PARK	09-09-33-427-008	401	6/16/2022	\$ 800,000	60	\$ 6,200	\$ 372,568	\$ 320,000	\$ 708,911	\$ 372,568	\$ 141,782	\$ 178,218	Low	\$ 186,857	\$ 427,432
64	\$7,371	BURNS PARK	09-09-33-431-009	401	6/10/2022	\$ 1,290,000	70	\$ 6,200	\$ 381,927	\$ 516,000	\$ 980,177	\$ 381,927	\$ 196,035	\$ 319,965	Low	\$ 332,361	\$ 908,073
64	\$7,955	BURNS PARK	09-09-33-228-002	401	5/20/2022	\$ 875,000	44	\$ 6,200	\$ 348,003	\$ 350,000	\$ 632,518	\$ 348,003	\$ 126,504	\$ 223,496	Low	\$ 158,064	\$ 526,997
64	\$11,313	BURNS PARK	09-09-33-230-017	401	5/19/2022	\$ 905,000	32	\$ 6,200	\$ 335,583	\$ 362,000	\$ 622,683	\$ 335,583	\$ 124,537	\$ 237,463	Low	\$ 159,500	\$ 569,417
64	\$9,967	BURNS PARK	09-09-33-426-016	401	5/12/2022	\$ 1,495,000	60	\$ 6,200	\$ 376,084	\$ 598,000	\$ 894,133	\$ 376,084	\$ 178,827	\$ 419,173	Low	\$ 287,805	\$ 1,118,916
64	\$8,000	BURNS PARK	09-09-33-421-005	401	4/29/2022	\$ 1,000,000	50	\$ 6,200	\$ 365,837	\$ 400,000	\$ 709,036	\$ 365,837	\$ 141,807	\$ 258,193	Low	\$ 190,666	\$ 634,163
64	\$6,037	BURNS PARK	09-09-33-228-021	401	4/19/2022	\$ 618,750	41	\$ 6,200	\$ 347,407	\$ 247,500	\$ 564,870	\$ 347,407	\$ 112,974	\$ 134,526	Low	\$ 120,813	\$ 271,343
64	\$6,136	BURNS PARK	09-09-33-228-025	401	4/19/2022	\$ 506,250	33	\$ 6,200	\$ 350,948	\$ 202,500	\$ 618,255	\$ 350,948	\$ 123,651	\$ 78,849	Low	\$ 148,504	\$ 155,302
64	\$6,534	BURNS PARK	09-09-33-103-040	401	4/14/2022	\$ 1,078,049	66	\$ 6,200	\$ 188,068	\$ 431,220	\$ 954,341	\$ 188,068	\$ 190,868	\$ 240,351	Low	\$ 425,707	\$ 889,981
64	\$11,200	BURNS PARK	09-09-33-423-014	401	4/7/2022	\$ 1,400,000	50	\$ 6,200	\$ 365,837	\$ 560,000	\$ 927,579	\$ 365,837	\$ 185,516	\$ 374,484	Low	\$ 312,079	\$ 1,034,163
64	\$5,560	BURNS PARK	09-09-33-421-003	401	4/1/2022	\$ 695,000	50	\$ 6,200	\$ 365,837	\$ 278,000	\$ 657,390	\$ 365,837	\$ 131,478	\$ 146,522	Low	\$ 161,974	\$ 329,163
64	\$8,000	BURNS PARK	09-09-33-427-010	401	3/31/2022	\$ 1,100,000	55	\$ 6,200	\$ 369,341	\$ 440,000	\$ 840,154	\$ 369,341	\$ 168,031	\$ 271,969	Low	\$ 261,563	\$ 730,659
64	\$5,800	BURNS PARK	09-09-33-423-002	401	3/28/2022	\$ 725,000	50	\$ 6,200	\$ 365,837	\$ 290,000	\$ 732,340	\$ 365,837	\$ 146,468	\$ 143,532	Low	\$ 203,613	\$ 359,163
64	\$4,064	BURNS PARK	09-09-33-417-021	401	3/18/2022	\$ 508,000	50	\$ 6,200	\$ 182,919	\$ 203,200	\$ 487,961	\$ 182,919	\$ 97,592	\$ 105,608	Low	\$ 169,468	\$ 325,081
64	\$8,889	BURNS PARK	09-09-33-104-004	401	3/16/2022	\$ 2,200,000	99	\$ 6,200	\$ 395,397	\$ 880,000	\$ 1,472,717	\$ 395,397	\$ 294,543	\$ 585,457	Low	\$ 598,511	\$ 1,804,603
64	\$6,116	BURNS PARK	09-09-33-420-002	401	3/15/2022	\$ 764,500	50	\$ 6,200	\$ 369,290	\$ 305,800	\$ 727,776	\$ 369,290	\$ 145,555	\$ 160,245	Low	\$ 199,159	\$ 395,210
64	\$5,840	BURNS PARK	09-09-33-420-004	401	3/1/2022	\$ 730,000	50	\$ 6,200	\$ 369,290	\$ 292,000	\$ 629,221	\$ 369,290	\$ 125,844	\$ 166,156	Low	\$ 144,406	\$ 360,710
64	\$4,120	BURNS PARK	09-09-33-234-021	401	11/22/2021	\$ 515,000	50	\$ 6,200	\$ 365,837	\$ 206,000	\$ 599,787	\$ 365,837	\$ 119,957	\$ 86,043	Low	\$ 129,972	\$ 149,163
64	\$5,000	BURNS PARK	09-09-34-309-021	401	10/28/2021	\$ 1,000,000	80	\$ 6,200	\$ 387,591	\$ 400,000	\$ 1,036,694	\$ 387,591	\$ 207,339	\$ 192,661	Low	\$ 360,613	\$ 612,409
64	\$8,226	BURNS PARK	09-09-33-103-009	401	10/25/2021	\$ 1,275,000	62	\$ 6,200	\$ 376,532	\$ 510,000	\$ 890,430	\$ 376,532	\$ 178,086	\$ 331,914	Low	\$ 285,499	\$ 898,468
64	\$6,500	BURNS PARK	09-09-33-418-003	401	9/3/2021	\$ 650,000	40	\$ 6,200	\$ 357,764	\$ 260,000	\$ 617,013	\$ 357,764	\$ 123,403	\$ 136,597	Low	\$ 144,027	\$ 292,236





ECF TABLE	New Land \$ FF	PARCEL NUMBER	CLASS	LAST SALE	SALE PRICE	LAND FF	LAND \$ FF	LAND VALUE	LV 20% SP	MARKET VALUE	LAND VALUE	LV % MV	DIF LVSP V LVMV	LV High or Low?	BLDG BASE VAL	BLDG RSDL SALE
67	\$1,831	09-09-33-312-004	401	5/23/2023	\$ 595,000	65	\$ 2,300	\$ 152,684	\$ 119,000	\$ 451,085	\$ 152,684	\$ 90,217	\$ 28,783	Low	\$ 170,515	\$ 442,316
67	\$2,662	09-09-33-312-015	401	4/27/2023	\$ 865,000	65	\$ 2,300	\$ 148,830	\$ 173,000	\$ 661,823	\$ 148,830	\$ 132,365	\$ 40,635	Low	\$ 293,139	\$ 716,170
67	\$1,389	09-12-04-110-003	401	4/19/2023	\$ 486,021	70	\$ 2,300	\$ 151,052	\$ 97,204	\$ 412,954	\$ 151,052	\$ 82,591	\$ 14,613	Low	\$ 149,658	\$ 334,969
67	\$2,013	09-09-34-312-011	401	4/4/2023	\$ 775,000	77	\$ 2,300	\$ 154,652	\$ 155,000	\$ 565,746	\$ 154,652	\$ 113,149	\$ 41,851	Low	\$ 234,911	\$ 620,348
67	\$2,586	09-09-34-314-004	401	1/31/2023	\$ 905,000	70	\$ 2,300	\$ 169,087	\$ 181,000	\$ 721,203	\$ 169,087	\$ 144,241	\$ 36,759	Low	\$ 315,495	\$ 735,913
67	\$1,359	09-09-33-400-027	401	11/22/2022	\$ 564,000	83	\$ 2,300	\$ 153,336	\$ 112,800	\$ 399,566	\$ 153,336	\$ 79,913	\$ 32,887	Low	\$ 140,703	\$ 410,664
67	\$2,000	09-12-03-201-006	401	9/29/2022	\$ 850,000	85	\$ 2,300	\$ 155,825	\$ 170,000	\$ 780,717	\$ 155,825	\$ 156,143	\$ 13,857	Low	\$ 357,081	\$ 694,175
67	\$1,521	09-09-33-402-009	401	9/15/2022	\$ 502,000	66	\$ 2,300	\$ 150,835	\$ 100,400	\$ 399,886	\$ 150,835	\$ 79,977	\$ 20,423	Low	\$ 142,315	\$ 351,165
67	\$1,338	09-09-33-410-010	401	9/8/2022	\$ 435,000	65	\$ 2,300	\$ 153,688	\$ 87,000	\$ 362,972	\$ 153,688	\$ 72,594	\$ 14,406	Low	\$ 119,591	\$ 281,312
67	\$1,155	09-09-33-400-013	401	7/19/2022	\$ 635,000	110	\$ 2,300	\$ 169,624	\$ 127,000	\$ 468,519	\$ 169,624	\$ 93,704	\$ 33,296	Low	\$ 170,797	\$ 465,376
67	\$1,425	09-09-33-408-012	401	7/13/2022	\$ 406,000	57	\$ 2,300	\$ 146,266	\$ 81,200	\$ 390,886	\$ 146,266	\$ 78,177	\$ 3,023	Low	\$ 139,783	\$ 259,734
67	\$1,689	09-09-33-438-008	401	6/2/2022	\$ 557,500	66	\$ 2,300	\$ 149,285	\$ 111,500	\$ 459,693	\$ 149,285	\$ 91,939	\$ 19,561	Low	\$ 177,376	\$ 408,215
67	\$2,457	09-09-33-401-018	401	5/25/2022	\$ 860,000	70	\$ 2,300	\$ 141,136	\$ 172,000	\$ 705,844	\$ 141,136	\$ 141,169	\$ 30,831	Low	\$ 322,690	\$ 718,864
67	\$1,673	09-09-33-403-013	401	5/9/2022	\$ 435,000	52	\$ 2,300	\$ 141,900	\$ 87,000	\$ 413,203	\$ 141,900	\$ 82,641	\$ 4,359	Low	\$ 155,030	\$ 293,100
67	\$2,214	09-09-33-402-005	401	4/13/2022	\$ 775,000	70	\$ 2,300	\$ 149,890	\$ 155,000	\$ 567,899	\$ 149,890	\$ 113,580	\$ 41,420	Low	\$ 238,862	\$ 625,110
67	\$1,400	09-09-33-408-050	401	3/2/2022	\$ 553,000	79	\$ 2,300	\$ 163,729	\$ 110,600	\$ 371,627	\$ 163,729	\$ 74,325	\$ 36,275	Low	\$ 118,799	\$ 389,271
67	\$1,277	09-09-33-409-026	401	11/8/2021	\$ 415,000	65	\$ 2,300	\$ 147,451	\$ 83,000	\$ 384,821	\$ 147,451	\$ 76,964	\$ 6,036	Low	\$ 135,640	\$ 267,549
67	\$1,064	09-09-34-318-003	401	10/22/2021	\$ 585,000	110	\$ 2,300	\$ 165,343	\$ 117,000	\$ 539,190	\$ 165,343	\$ 107,838	\$ 9,162	Low	\$ 213,627	\$ 419,657
67	\$1,347	09-09-33-400-025	401	9/29/2021	\$ 485,000	72	\$ 2,300	\$ 149,037	\$ 97,000	\$ 461,913	\$ 149,037	\$ 92,383	\$ 4,617	Low	\$ 178,786	\$ 335,963
67	\$2,000	09-09-33-403-011	401	9/8/2021	\$ 900,000	90	\$ 2,300	\$ 181,456	\$ 180,000	\$ 663,564	\$ 181,456	\$ 132,713	\$ 47,287	Low	\$ 275,490	\$ 718,544
67	\$1,233	09-09-33-404-004	401	7/19/2021	\$ 530,000	86	\$ 2,300	\$ 156,679	\$ 106,000	\$ 512,703	\$ 156,679	\$ 102,541	\$ 3,459	Low	\$ 203,442	\$ 373,321
67	\$1,523	09-09-33-409-009	401	7/16/2021	\$ 495,000	65	\$ 2,300	\$ 152,684	\$ 99,000	\$ 460,476	\$ 152,684	\$ 92,095	\$ 6,905	Low	\$ 175,881	\$ 342,316
67	\$1,200	09-12-04-110-004	401	7/16/2021	\$ 450,000	75	\$ 2,300	\$ 153,151	\$ 90,000	\$ 474,171	\$ 153,151	\$ 94,834	\$ (4,834)	High	\$ 183,440	\$ 296,849
67	\$838	09-09-34-312-006	401	7/8/2021	\$ 335,000	80	\$ 2,300	\$ 156,977	\$ 67,000	\$ 369,102	\$ 156,977	\$ 73,820	\$ (6,820)	High	\$ 121,214	\$ 178,023
67	\$1,082	09-12-04-111-144	401	7/1/2021	\$ 459,900	85	\$ 2,300	\$ 157,033	\$ 91,980	\$ 468,283	\$ 157,033	\$ 93,657	\$ (1,677)	High	\$ 177,857	\$ 302,867
67	\$1,823	09-09-33-428-018	401	4/2/2021	\$ 592,500	65	\$ 2,300	\$ 148,830	\$ 118,500	\$ 476,232	\$ 148,830	\$ 95,246	\$ 23,254	Low	\$ 187,087	\$ 443,670
67	\$1,206	09-09-33-410-011	401	3/10/2021	\$ 380,000	63	\$ 2,300	\$ 158,742	\$ 76,000	\$ 344,965	\$ 158,742	\$ 68,993	\$ 7,007	Low	\$ 106,413	\$ 221,258
67	\$2,127	09-09-33-401-011	401	2/23/2021	\$ 702,000	66	\$ 2,300	\$ 154,633	\$ 140,400	\$ 640,673	\$ 154,633	\$ 128,135	\$ 12,265	Low	\$ 277,737	\$ 547,367
67	\$1,656	09-09-33-313-004	401	2/11/2021	\$ 530,000	64	\$ 2,300	\$ 147,688	\$ 106,000	\$ 515,781	\$ 147,688	\$ 103,156	\$ 2,844	Low	\$ 210,339	\$ 382,312
67	\$2,418	09-09-33-403-012	401	2/6/2021	\$ 689,000	57	\$ 2,300	\$ 151,771	\$ 137,800	\$ 484,605	\$ 151,771	\$ 96,921	\$ 40,879	Low	\$ 190,191	\$ 537,229
67	\$1,767	09-09-33-429-009	401	1/18/2021	\$ 530,000	60	\$ 2,300	\$ 146,466	\$ 106,000	\$ 424,753	\$ 146,466	\$ 84,951	\$ 21,049	Low	\$ 159,021	\$ 383,534
67	\$1,167	09-09-33-416-003	401	11/13/2020	\$ 350,000	60	\$ 2,300	\$ 146,243	\$ 70,000	\$ 397,748	\$ 146,243	\$ 79,550	\$ (9,550)	High	\$ 143,717	\$ 203,757
67	\$1,966	09-09-33-312-017	401	11/12/2020	\$ 639,000	65	\$ 2,300	\$ 148,830	\$ 127,800	\$ 470,816	\$ 148,830	\$ 94,163	\$ 33,637	Low	\$ 183,992	\$ 490,170
67	\$1,823	09-09-34-312-013	401	8/11/2020	\$ 802,000	88	\$ 2,300	\$ 165,759	\$ 160,400	\$ 703,195	\$ 165,759	\$ 140,639	\$ 19,761	Low	\$ 307,106	\$ 636,241
67	\$1,062	09-09-33-312-010	401	7/20/2020	\$ 345,000	65	\$ 2,300	\$ 152,684	\$ 69,000	\$ 358,239	\$ 152,684	\$ 71,648	\$ (2,648)	High	\$ 117,460	\$ 192,316
67	\$1,492	09-09-33-400-014	401	7/1/2020	\$ 485,000	65	\$ 2,300	\$ 152,684	\$ 97,000	\$ 478,648	\$ 152,684	\$ 95,730	\$ 1,270	Low	\$ 186,265	\$ 332,316
67	\$1,194	09-09-33-400-022	401	6/16/2020	\$ 430,000	72	\$ 2,300	\$ 149,037	\$ 86,000	\$ 398,396	\$ 149,037	\$ 79,679	\$ 6,321	Low	\$ 142,491	\$ 280,963
67	\$908	09-09-34-312-014	401	6/15/2020	\$ 445,000	98	\$ 2,300	\$ 175,088	\$ 89,000	\$ 521,865	\$ 175,088	\$ 104,373	\$ (15,373)	High	\$ 198,158	\$ 269,912
67	\$1,183	09-09-33-409-018	401	4/17/2020	\$ 355,000	60	\$ 2,300	\$ 147,987	\$ 71,000	\$ 403,571	\$ 147,987	\$ 80,714	\$ (9,714)	High	\$ 146,048	\$ 207,013
67	\$1,178	09-12-04-107-004	401	4/9/2020	\$ 377,000	64	\$ 2,300	\$ 148,369	\$ 75,400	\$ 474,335	\$ 148,369	\$ 94,867	\$ (19,467)	High	\$ 186,266	\$ 228,631
67		09-09-33-401-022	401	10/30/2019	\$ 735,000	73	\$ 2,300	\$ 171,240		\$ 686,017	\$ 171,240				\$ 294,158	
67	\$1,581 AVERAGE	09-09-33-400-026	401	10/29/2019	\$ 389,500	80	\$ 2,300	\$ 152,211		\$ 383,521	\$ 152,211				\$ 132,177	
67	\$1,458 MEDIAN	09-12-04-108-005	401	10/18/2019	\$ 200,000	88	\$ 2,300	\$ 158,126		\$ 497,911	\$ 158,126				\$ 194,163	
67	471.121036 STNDRD DEV	09-09-33-312-006	401	10/10/2019	\$ 360,000	65	\$ 2,300	\$ 152,684		\$ 356,598	\$ 152,684				\$ 116,522	
67	\$1,470 AVERAGE	09-09-34-312-012	401	9/26/2019	\$ 465,000	80	\$ 2,300	\$ 165,069		\$ 510,106	\$ 165,069				\$ 197,164	
67		09-09-33-409-013	401	8/29/2019	\$ 455,000	65	\$ 2,300	\$ 152,684		\$ 516,539	\$ 152,684				\$ 207,917	
67	\$1,800 2024 LV	09-09-33-312-023	401	8/5/2019	\$ 430,000	65	\$ 2,300	\$ 148,830		\$ 425,006	\$ 148,830				\$ 157,815	

ECF TABLE	New Land \$ FF	PARCEL NUMBER	CLASS	LAST SALE	SALE PRICE	LAND FF	LAND \$ FF	LAND VALUE	LV 20% SP	MARKET VALUE	LAND VALUE	LV % MV	DIF LVSP V LVMV	LV High or Low?	BLDG BASE VAL	BLDG RSDL SALE
68	\$3,661	09-09-33-407-004	401	4/14/2023	\$ 805,500	44	\$ 1,900	\$ 84,355	\$ 161,100	\$ 571,683	\$ 84,355	\$ 114,337	\$ 46,763	Low	\$ 270,738	\$ 721,145
68	\$1,432	09-09-33-411-006	401	3/20/2023	\$ 315,000	44	\$ 1,900	\$ 84,736	\$ 63,000	\$ 242,432	\$ 84,736	\$ 48,486	\$ 14,514	Low	\$ 87,609	\$ 230,264
68	\$2,591	09-09-33-412-021	401	5/23/2022	\$ 570,000	44	\$ 1,900	\$ 84,355	\$ 114,000	\$ 383,911	\$ 84,355	\$ 76,782	\$ 37,218	Low	\$ 166,420	\$ 485,645
68	\$2,850	09-09-33-407-018	401	11/30/2021	\$ 285,000	20	\$ 1,900	\$ 82,362	\$ 57,000	\$ 280,715	\$ 82,362	\$ 56,143	\$ 857	Low	\$ 110,196	\$ 202,638
68	\$1,364	09-09-33-407-009	401	9/15/2021	\$ 300,000	44	\$ 1,900	\$ 84,355	\$ 60,000	\$ 276,190	\$ 84,355	\$ 55,238	\$ 4,762	Low	\$ 106,575	\$ 215,645
68	\$1,404	09-09-33-407-012	401	9/14/2021	\$ 330,000	47	\$ 1,900	\$ 91,167	\$ 66,000	\$ 308,801	\$ 91,167	\$ 61,760	\$ 4,240	Low	\$ 120,908	\$ 238,833
68	\$1,262	09-12-04-119-010	401	8/25/2021	\$ 410,000	65	\$ 1,900	\$ 94,831	\$ 82,000	\$ 300,861	\$ 94,831	\$ 60,172	\$ 21,828	Low	\$ 114,461	\$ 315,169
68	\$1,305	09-12-04-106-003	401	7/26/2021	\$ 359,000	55	\$ 1,900	\$ 86,766	\$ 71,800	\$ 274,358	\$ 86,766	\$ 54,872	\$ 16,928	Low	\$ 104,218	\$ 272,234
68	\$1,541	09-09-33-408-022	401	6/30/2021	\$ 338,960	44	\$ 1,900	\$ 86,041	\$ 67,792	\$ 294,272	\$ 86,041	\$ 58,854	\$ 8,938	Low	\$ 115,684	\$ 252,919
68	\$1,761	09-09-33-412-025	401	6/23/2021	\$ 387,464	44	\$ 1,900	\$ 84,355	\$ 77,493	\$ 463,300	\$ 84,355	\$ 92,660	\$ (15,167)	High	\$ 210,525	\$ 303,109
68	\$1,075	09-12-04-106-008	401	1/21/2021	\$ 295,600	55	\$ 1,900	\$ 86,766	\$ 59,120	\$ 296,194	\$ 86,766	\$ 59,239	\$ (119)	High	\$ 116,349	\$ 208,834
68	\$1,013	09-12-04-201-029	401	12/10/2020	\$ 228,000	45	\$ 1,900	\$ 92,422	\$ 45,600	\$ 269,279	\$ 92,422	\$ 53,856	\$ (8,256)	High	\$ 98,254	\$ 135,578
68	\$1,355	09-09-33-411-011	401	11/28/2020	\$ 298,000	44	\$ 1,900	\$ 84,736	\$ 59,600	\$ 240,155	\$ 84,736	\$ 48,031	\$ 11,569	Low	\$ 86,344	\$ 213,264
68	\$1,498	09-09-33-413-005	401	9/3/2020	\$ 322,000	43	\$ 1,900	\$ 82,810	\$ 64,400	\$ 295,156	\$ 82,810	\$ 59,031	\$ 5,369	Low	\$ 117,970	\$ 239,190
68	\$1,132	09-09-33-412-026	401	3/13/2020	\$ 249,000	44	\$ 1,900	\$ 84,355	\$ 49,800	\$ 308,392	\$ 84,355	\$ 61,678	\$ (11,878)	High	\$ 124,465	\$ 164,645
68	\$1,683	AVERAGE														
68	\$1,404	MEDIAN														
68	753.7373042	STNDRD DEV														
68	\$1,345	AVERAGE														
68	\$	1,700	2024 LV													



69	\$84,000	BROOKSIDE CONDO	09-12-05-303-088	401	5/17/2023	\$ 420,000	0 \$ -	\$ 65,000	\$ 84,000	\$ 372,542	\$ 65,000	\$ 74,508	\$ 9,492	Low	\$ 219,673	\$ 355,000
69	\$85,180	BROOKSIDE CONDO	09-12-05-303-082	401	9/22/2022	\$ 425,900	0 \$ -	\$ 65,000	\$ 85,180	\$ 432,188	\$ 65,000	\$ 86,438	\$ (1,258)	High	\$ 262,277	\$ 360,900
69	\$77,980	BROOKSIDE CONDO	09-12-05-303-104	401	8/3/2022	\$ 389,900	0 \$ -	\$ 65,000	\$ 77,980	\$ 377,879	\$ 65,000	\$ 75,576	\$ 2,404	Low	\$ 223,485	\$ 324,900
69	\$73,800	BROOKSIDE CONDO	09-12-05-303-095	401	3/9/2022	\$ 369,000	0 \$ -	\$ 65,000	\$ 73,800	\$ 407,741	\$ 65,000	\$ 81,548	\$ (7,748)	High	\$ 244,815	\$ 304,000
69	\$79,680	BROOKSIDE CONDO	09-12-05-303-116	401	2/18/2022	\$ 398,400	0 \$ -	\$ 65,000	\$ 79,680	\$ 380,001	\$ 65,000	\$ 76,000	\$ 3,680	Low	\$ 225,001	\$ 333,400
69	\$77,800	BROOKSIDE CONDO	09-12-05-303-064	401	12/9/2021	\$ 389,000	0 \$ -	\$ 65,000	\$ 77,800	\$ 387,788	\$ 65,000	\$ 77,558	\$ 242	Low	\$ 230,563	\$ 324,000
69	\$77,500	BROOKSIDE CONDO	09-12-05-303-085	401	11/19/2021	\$ 387,500	0 \$ -	\$ 65,000	\$ 77,500	\$ 365,430	\$ 65,000	\$ 73,086	\$ 4,414	Low	\$ 214,593	\$ 322,500
69	\$77,000	BROOKSIDE CONDO	09-12-05-303-080	401	7/30/2021	\$ 385,000	0 \$ -	\$ 65,000	\$ 77,000	\$ 382,898	\$ 65,000	\$ 76,580	\$ 420	Low	\$ 227,070	\$ 320,000
69	\$77,000	BROOKSIDE CONDO	09-12-05-303-068	401	6/18/2021	\$ 385,000	0 \$ -	\$ 65,000	\$ 77,000	\$ 369,692	\$ 65,000	\$ 73,938	\$ 3,062	Low	\$ 217,637	\$ 320,000
69	\$71,000	BROOKSIDE CONDO	09-12-05-303-060	401	5/7/2021	\$ 355,000	0 \$ -	\$ 65,000	\$ 71,000	\$ 390,933	\$ 65,000	\$ 78,187	\$ (7,187)	High	\$ 232,809	\$ 290,000
69	\$85,200	BROOKSIDE CONDO	09-12-05-303-117	401	5/6/2021	\$ 426,000	0 \$ -	\$ 65,000	\$ 85,200	\$ 407,401	\$ 65,000	\$ 81,480	\$ 3,720	Low	\$ 244,572	\$ 361,000
69	\$68,360	BROOKSIDE CONDO	09-12-05-303-089	401	3/10/2021	\$ 341,800	0 \$ -	\$ 65,000	\$ 68,360	\$ 365,430	\$ 65,000	\$ 73,086	\$ (4,726)	High	\$ 214,593	\$ 276,800
69	\$78,400	BROOKSIDE CONDO	09-12-05-303-109	401	9/4/2020	\$ 392,000	0 \$ -	\$ 65,000	\$ 78,400	\$ 367,495	\$ 65,000	\$ 73,499	\$ 4,901	Low	\$ 216,068	\$ 327,000
69																
69	\$77,915	AVERAGE														
69	\$77,800	MEDIAN														
69																
69	\$ 75,000	2024 LV														

ECF TABLE	LV 20% SP		PARCEL NUMBER	CLASS	LAST SALE	SALE PRICE	LAND FF	LAND \$ FF	LAND VALUE	LV 20% SP	MARKET VALUE	LAND VALUE	LV % MV	DIF LVSP V LVMV	LV High or Low?	BLDG BASE VAL	BLDG RSDL SALE
69	\$69,000	OTHERS.	09-12-05-303-221	401	6/8/2023	\$ 345,000	0 \$ -	\$ 70,000	\$ 69,000	\$ 390,488	\$ 70,000	\$ 78,098	\$ (9,098)	High	\$ 224,274	\$ 275,000	
69	\$73,800	OTHERS.	09-12-05-303-179	401	5/24/2023	\$ 369,000	0 \$ -	\$ 70,000	\$ 73,800	\$ 388,606	\$ 70,000	\$ 77,721	\$ (3,921)	High	\$ 222,957	\$ 299,000	
69	\$66,000	OTHERS.	09-12-08-201-034	401	5/1/2023	\$ 330,000	0 \$ -	\$ 70,000	\$ 66,000	\$ 304,813	\$ 70,000	\$ 60,963	\$ 5,037	Low	\$ 164,320	\$ 260,000	
69	\$54,000	OTHERS.	09-12-05-100-024	401	4/6/2023	\$ 270,000	0 \$ -	\$ 70,000	\$ 54,000	\$ 251,037	\$ 70,000	\$ 50,207	\$ 3,793	Low	\$ 126,688	\$ 200,000	
69	\$55,400	OTHERS.	09-12-05-100-065	401	3/28/2023	\$ 277,000	0 \$ -	\$ 70,000	\$ 55,400	\$ 251,037	\$ 70,000	\$ 50,207	\$ 5,193	Low	\$ 126,688	\$ 207,000	
69	\$58,800	OTHERS.	09-12-05-100-067	401	2/15/2023	\$ 294,000	0 \$ -	\$ 70,000	\$ 58,800	\$ 296,569	\$ 70,000	\$ 59,314	\$ (514)	High	\$ 158,551	\$ 224,000	
69	\$75,000	OTHERS.	09-12-05-303-052	401	2/7/2023	\$ 375,000	0 \$ -	\$ 70,000	\$ 75,000	\$ 356,023	\$ 70,000	\$ 71,205	\$ 3,795	Low	\$ 204,302	\$ 305,000	
69	\$67,000	OTHERS.	09-12-05-303-187	401	1/6/2023	\$ 335,000	0 \$ -	\$ 70,000	\$ 67,000	\$ 388,606	\$ 70,000	\$ 77,721	\$ (10,721)	High	\$ 222,957	\$ 265,000	
69	\$55,000	OTHERS.	09-12-05-100-026	401	8/31/2022	\$ 275,000	0 \$ -	\$ 70,000	\$ 55,000	\$ 266,397	\$ 70,000	\$ 53,279	\$ 1,721	Low	\$ 137,437	\$ 205,000	
69	\$90,380	OTHERS.	09-12-05-303-023	401	8/19/2022	\$ 451,900	0 \$ -	\$ 70,000	\$ 90,380	\$ 377,762	\$ 70,000	\$ 75,552	\$ 14,828	Low	\$ 219,830	\$ 381,900	
69	\$73,600	OTHERS.	09-12-05-303-207	401	7/29/2022	\$ 368,000	0 \$ -	\$ 70,000	\$ 73,600	\$ 396,641	\$ 70,000	\$ 79,328	\$ (5,728)	High	\$ 228,580	\$ 298,000	
69	\$72,200	OTHERS.	09-12-05-303-219	401	7/8/2022	\$ 361,000	0 \$ -	\$ 70,000	\$ 72,200	\$ 390,488	\$ 70,000	\$ 78,098	\$ (5,898)	High	\$ 224,274	\$ 291,000	
69	\$58,000	OTHERS.	09-12-05-100-028	401	7/1/2022	\$ 290,000	0 \$ -	\$ 70,000	\$ 58,000	\$ 251,037	\$ 70,000	\$ 50,207	\$ 7,793	Low	\$ 126,688	\$ 220,000	
69	\$73,600	OTHERS.	09-12-05-303-195	401	5/31/2022	\$ 368,000	0 \$ -	\$ 70,000	\$ 73,600	\$ 377,128	\$ 70,000	\$ 75,426	\$ (1,826)	High	\$ 214,925	\$ 298,000	
69	\$73,800	OTHERS.	09-12-05-303-222	401	5/20/2022	\$ 369,000	0 \$ -	\$ 70,000	\$ 73,800	\$ 418,373	\$ 70,000	\$ 83,675	\$ (9,875)	High	\$ 243,788	\$ 299,000	
69	\$57,000	OTHERS.	09-12-05-100-046	401	4/26/2022	\$ 285,000	0 \$ -	\$ 70,000	\$ 57,000	\$ 286,333	\$ 70,000	\$ 57,267	\$ (267)	High	\$ 151,388	\$ 215,000	
69	\$93,800	OTHERS.	09-12-05-303-026	401	4/14/2022	\$ 469,000	0 \$ -	\$ 70,000	\$ 93,800	\$ 429,793	\$ 70,000	\$ 85,959	\$ 7,841	Low	\$ 256,995	\$ 399,000	
69	\$60,000	OTHERS.	09-12-08-201-013	401	2/17/2022	\$ 300,000	0 \$ -	\$ 70,000	\$ 60,000	\$ 268,910	\$ 70,000	\$ 53,782	\$ 6,218	Low	\$ 139,195	\$ 230,000	
69	\$59,000	OTHERS.	09-12-08-201-027	401	11/16/2021	\$ 295,000	0 \$ -	\$ 70,000	\$ 59,000	\$ 291,641	\$ 70,000	\$ 58,328	\$ 672	Low	\$ 155,102	\$ 225,000	
69	\$53,000	OTHERS.	09-12-05-100-070	401	10/8/2021	\$ 265,000	0 \$ -	\$ 70,000	\$ 53,000	\$ 278,973	\$ 70,000	\$ 55,795	\$ (2,795)	High	\$ 146,237	\$ 195,000	
69	\$79,000	OTHERS.	09-12-05-303-025	401	10/1/2021	\$ 395,000	0 \$ -	\$ 70,000	\$ 79,000	\$ 393,793	\$ 70,000	\$ 78,759	\$ 241	Low	\$ 231,281	\$ 325,000	
69	\$55,000	OTHERS.	09-12-05-100-051	401	9/30/2021	\$ 275,000	0 \$ -	\$ 70,000	\$ 55,000	\$ 286,333	\$ 70,000	\$ 57,267	\$ (2,267)	High	\$ 151,388	\$ 205,000	
69	\$61,000	OTHERS.	09-12-05-303-210	401	9/1/2021	\$ 305,000	0 \$ -	\$ 70,000	\$ 61,000	\$ 420,049	\$ 70,000	\$ 84,010	\$ (23,010)	High	\$ 244,961	\$ 235,000	
69	\$62,800	OTHERS.	09-12-05-303-192	401	8/24/2021	\$ 314,000	0 \$ -	\$ 70,000	\$ 62,800	\$ 420,049	\$ 70,000	\$ 84,010	\$ (21,210)	High	\$ 244,961	\$ 244,000	
69	\$52,000	OTHERS.	09-12-08-201-037	401	8/12/2021	\$ 260,000	0 \$ -	\$ 70,000	\$ 52,000	\$ 291,641	\$ 70,000	\$ 58,328	\$ (6,328)	High	\$ 155,102	\$ 190,000	
69	\$50,000	OTHERS.	09-12-05-100-052	401	6/22/2021	\$ 250,000	0 \$ -	\$ 70,000	\$ 50,000	\$ 264,824	\$ 70,000	\$ 52,965	\$ (2,965)	High	\$ 136,336	\$ 180,000	
69	\$53,760	OTHERS.	09-12-08-201-017	401	6/8/2021	\$ 268,800	0 \$ -	\$ 70,000	\$ 53,760	\$ 303,166	\$ 70,000	\$ 60,633	\$ (6,873)	High	\$ 163,167	\$ 198,800	
69	\$56,500	OTHERS.	09-12-08-201-015	401	6/1/2021	\$ 282,500	0 \$ -	\$ 70,000	\$ 56,500	\$ 280,366	\$ 70,000	\$ 56,073	\$ 427	Low	\$ 147,212	\$ 212,500	
69	\$51,000	OTHERS.	09-12-05-100-069	401	5/21/2021	\$ 255,000	0 \$ -	\$ 70,000	\$ 51,000	\$ 264,824	\$ 70,000	\$ 52,965	\$ (1,965)	High	\$ 136,336	\$ 185,000	
69	\$62,100	OTHERS.	09-12-05-303-174	401	5/18/2021	\$ 310,500	0 \$ -	\$ 70,000	\$ 62,100	\$ 404,742	\$ 70,000	\$ 80,948	\$ (18,848)	High	\$ 234,249	\$ 240,500	
69	\$49,000	OTHERS.	09-12-05-100-029	401	5/14/2021	\$ 245,000	0 \$ -	\$ 70,000	\$ 49,000	\$ 251,037	\$ 70,000	\$ 50,207	\$ (1,207)	High	\$ 126,688	\$ 175,000	

69	\$66,000	OTHERS.	09-12-05-303-127	401	5/10/2021	\$ 330,000	0 \$ -	\$ 70,000	\$ 66,000	\$ 376,765	\$ 70,000	\$ 75,353	\$ (9,353)	High	\$ 219,118	\$ 260,000
69	\$93,600	OTHERS.	09-12-05-303-050	401	4/16/2021	\$ 468,000	0 \$ -	\$ 70,000	\$ 93,600	\$ 460,291	\$ 70,000	\$ 92,058	\$ 1,542	Low	\$ 278,779	\$ 398,000
69	\$62,200	OTHERS.	09-12-05-303-226	401	3/24/2021	\$ 311,000	0 \$ -	\$ 70,000	\$ 62,200	\$ 414,469	\$ 70,000	\$ 82,894	\$ (20,694)	High	\$ 241,056	\$ 241,000
69	\$44,000	OTHERS.	09-12-05-100-035	401	2/20/2021	\$ 220,000	0 \$ -	\$ 70,000	\$ 44,000	\$ 284,130	\$ 70,000	\$ 56,826	\$ (12,826)	High	\$ 149,846	\$ 150,000
69	\$55,000	OTHERS.	09-12-05-303-046	401	2/19/2021	\$ 275,000	0 \$ -	\$ 70,000	\$ 55,000	\$ 449,851	\$ 70,000	\$ 89,970	\$ (34,970)	High	\$ 271,322	\$ 205,000
69	\$49,000	OTHERS.	09-12-05-100-039	401	2/5/2021	\$ 245,000	0 \$ -	\$ 70,000	\$ 49,000	\$ 287,651	\$ 70,000	\$ 57,530	\$ (8,530)	High	\$ 152,310	\$ 175,000
69	\$48,500	OTHERS.	09-12-05-100-040	401	10/16/2020	\$ 242,500	0 \$ -	\$ 70,000	\$ 48,500	\$ 251,037	\$ 70,000	\$ 50,207	\$ (1,707)	High	\$ 126,688	\$ 172,500
69	\$54,000	OTHERS.	09-12-08-201-012	401	10/1/2020	\$ 270,000	0 \$ -	\$ 70,000	\$ 54,000	\$ 293,517	\$ 70,000	\$ 58,703	\$ (4,703)	High	\$ 156,415	\$ 200,000
69	\$57,000	OTHERS.	09-12-05-303-202	401	8/7/2020	\$ 285,000	0 \$ -	\$ 70,000	\$ 57,000	\$ 426,547	\$ 70,000	\$ 85,309	\$ (28,309)	High	\$ 249,508	\$ 215,000
69	\$60,000	OTHERS.	09-12-05-303-205	401	7/1/2020	\$ 300,000	0 \$ -	\$ 70,000	\$ 60,000	\$ 383,104	\$ 70,000	\$ 76,621	\$ (16,621)	High	\$ 219,107	\$ 230,000
69	\$50,000	OTHERS.	09-12-08-201-028	401	5/4/2020	\$ 250,000	0 \$ -	\$ 70,000	\$ 50,000	\$ 304,813	\$ 70,000	\$ 60,963	\$ (10,963)	High	\$ 164,320	\$ 180,000
69	\$53,200	OTHERS.	09-12-08-201-019	401	5/1/2020	\$ 266,000	0 \$ -	\$ 70,000	\$ 53,200	\$ 291,641	\$ 70,000	\$ 58,328	\$ (5,128)	High	\$ 155,102	\$ 196,000
69	\$63,000	OTHERS.	09-12-05-303-209	401	4/17/2020	\$ 315,000	0 \$ -	\$ 70,000	\$ 63,000	\$ 396,641	\$ 70,000	\$ 79,328	\$ (16,328)	High	\$ 228,580	\$ 245,000
69	\$65,000	OTHERS.	09-12-05-303-053	401	3/13/2020	\$ 325,000	0 \$ -	\$ 70,000	\$ 65,000	\$ 377,265	\$ 70,000	\$ 75,453	\$ (10,453)	High	\$ 219,475	\$ 255,000
69	\$47,000	OTHERS.	09-12-05-100-050	401	2/12/2020	\$ 235,000	0 \$ -	\$ 70,000	\$ 47,000	\$ 290,199	\$ 70,000	\$ 58,040	\$ (11,040)	High	\$ 157,285	\$ 165,000

69 \$61,697 AVERAGE

69 \$58,900 MEDIAN

69

69 all

69 \$ 62,000 2024 LV

ECF TABLE	LV 20% SP		PARCEL NUMBER	CLASS	LAST SALE	SALE PRICE	LAND FF	LAND \$ FF	LAND VALUE	LV 20% SP	MARKET VALUE	LAND VALUE	LV % MV	DIF LVSP V LVMV	LV High or Low?	BLDG BASE VAL	BLDG RSDL SALE
69	\$63,500	WOODLAND TNHM	09-12-05-205-215	401	5/24/2023	\$ 317,500	0 \$ -	\$ 75,000	\$ 63,500	\$ 276,463	\$ 75,000	\$ 55,293	\$ 8,207	Low	\$ 140,982	\$ 242,500	
69	\$65,200	WOODLAND TNHM	09-12-05-303-294	401	5/3/2023	\$ 326,000	0 \$ -	\$ 75,000	\$ 65,200	\$ 267,352	\$ 75,000	\$ 53,470	\$ 11,730	Low	\$ 134,606	\$ 251,000	
69	\$62,000	WOODLAND TNHM	09-12-05-205-225	401	2/27/2023	\$ 310,000	0 \$ -	\$ 75,000	\$ 62,000	\$ 276,463	\$ 75,000	\$ 55,293	\$ 6,707	Low	\$ 140,982	\$ 235,000	
69	\$68,200	WOODLAND TNHM	09-12-05-203-078	401	6/30/2022	\$ 341,000	0 \$ -	\$ 75,000	\$ 68,200	\$ 314,950	\$ 75,000	\$ 62,990	\$ 5,210	Low	\$ 171,393	\$ 266,000	
69	\$70,600	WOODLAND TNHM	09-12-05-205-220	401	4/22/2022	\$ 353,000	0 \$ -	\$ 75,000	\$ 70,600	\$ 283,687	\$ 75,000	\$ 56,737	\$ 13,863	Low	\$ 146,037	\$ 278,000	
69	\$66,600	WOODLAND TNHM	09-12-05-203-081	401	3/1/2022	\$ 333,000	0 \$ -	\$ 75,000	\$ 66,600	\$ 314,950	\$ 75,000	\$ 62,990	\$ 3,610	Low	\$ 171,393	\$ 258,000	
69	\$61,000	WOODLAND TNHM	09-12-05-203-089	401	10/18/2021	\$ 305,000	0 \$ -	\$ 75,000	\$ 61,000	\$ 314,950	\$ 75,000	\$ 62,990	\$ (1,990)	High	\$ 171,393	\$ 230,000	
69	\$59,000	WOODLAND TNHM	09-12-05-205-224	401	7/12/2021	\$ 295,000	0 \$ -	\$ 75,000	\$ 59,000	\$ 302,210	\$ 75,000	\$ 60,442	\$ (1,442)	High	\$ 158,999	\$ 220,000	
69	\$53,000	WOODLAND TNHM	09-12-05-205-213	401	5/6/2021	\$ 265,000	0 \$ -	\$ 75,000	\$ 53,000	\$ 302,210	\$ 75,000	\$ 60,442	\$ (7,442)	High	\$ 158,999	\$ 190,000	
69	\$67,400	WOODLAND TNHM	09-12-05-203-091	401	4/30/2021	\$ 337,000	0 \$ -	\$ 75,000	\$ 67,400	\$ 325,912	\$ 75,000	\$ 65,182	\$ 2,218	Low	\$ 179,223	\$ 262,000	
69	\$50,400	WOODLAND TNHM	09-12-05-205-216	401	4/8/2021	\$ 252,000	0 \$ -	\$ 75,000	\$ 50,400	\$ 274,364	\$ 75,000	\$ 54,873	\$ (4,473)	High	\$ 139,513	\$ 177,000	
69	\$66,000	WOODLAND TNHM	09-12-05-203-083	401	12/18/2020	\$ 330,000	0 \$ -	\$ 75,000	\$ 66,000	\$ 314,950	\$ 75,000	\$ 62,990	\$ 3,010	Low	\$ 171,393	\$ 255,000	
69	\$49,000	WOODLAND TNHM	09-12-05-205-200	401	11/23/2020	\$ 245,000	0 \$ -	\$ 75,000	\$ 49,000	\$ 279,003	\$ 75,000	\$ 55,801	\$ (6,801)	High	\$ 142,759	\$ 170,000	
69	\$52,200	WOODLAND TNHM	09-12-05-205-184	401	3/13/2020	\$ 261,000	0 \$ -	\$ 75,000	\$ 52,200	\$ 302,483	\$ 75,000	\$ 60,497	\$ (8,297)	High	\$ 159,190	\$ 186,000	

69 \$61,007 AVERAGE

69 \$62,750 MEDIAN

69

69 \$ 62,000 2024 LV

ECF TABLE	LV 20% SP		PARCEL NUMBER	CLASS	LAST SALE	SALE PRICE	LAND FF	LAND \$ FF	LAND VALUE	LV 20% SP	MARKET VALUE	LAND VALUE	LV % MV	DIF LVSP V LVMV	LV High or Low?	BLDG BASE VAL	BLDG RSDL SALE
69	\$127,200	UB MEADOWS	09-12-05-203-097	401	2/10/2023	\$ 636,000	0 \$ -	\$ 125,000	\$ 127,200	\$ 594,147	\$ 125,000	\$ 118,829	\$ 8,371	Low	\$ 335,105	\$ 511,000	
69	\$105,500	UB MEADOWS	09-12-05-100-006	401	11/4/2022	\$ 527,500	116 \$ -	\$ 161,484	\$ 105,500	\$ 387,142	\$ 161,484	\$ 77,428	\$ 28,072	Low	\$ 161,184	\$ 366,016	

69

69 \$ 125,000 2024 LV








71 \$1,347 AVERAGE

71

71

71 current

71 \$ 1,500 2024LV



ECFTABLE	New Land \$ FF	PARCEL NUMBER	CLASS	LAST SALE	SALE PRICE	LAND FF	LAND \$ FF	LAND VALUE	LV 20% SP	MARKET VALUE	LAND VALUE	LV % MV	DIF LVSP V LVMV	LV High or Low?	BLDG BASE VAL	BLDG RSDL SALE
72	\$1,435	09-12-03-307-041	401	2/17/2023	\$ 445,000	62	\$ 1,350	\$ 90,150	\$ 89,000	\$ 413,324	\$ 90,150	\$ 82,665	\$ 6,335	Low	\$ 146,564	\$ 354,850
72	\$1,110	09-12-03-308-030	401	2/8/2023	\$ 455,000	82	\$ 1,350	\$ 97,290	\$ 91,000	\$ 442,035	\$ 97,290	\$ 88,407	\$ 2,593	Low	\$ 156,347	\$ 357,710
72	\$1,013	09-12-03-216-002	401	12/13/2022	\$ 400,000	79	\$ 1,350	\$ 91,975	\$ 80,000	\$ 352,379	\$ 91,975	\$ 70,476	\$ 9,524	Low	\$ 118,097	\$ 308,025
72	\$1,118	09-12-03-212-027	401	8/10/2022	\$ 425,000	76	\$ 1,350	\$ 91,121	\$ 85,000	\$ 360,243	\$ 91,121	\$ 72,049	\$ 12,951	Low	\$ 122,051	\$ 333,879
72	\$1,640	09-12-03-308-028	401	6/21/2022	\$ 492,000	60	\$ 1,350	\$ 88,849	\$ 98,400	\$ 361,685	\$ 88,849	\$ 72,337	\$ 26,063	Low	\$ 123,735	\$ 403,151
72	\$1,367	09-12-03-208-030	401	6/14/2022	\$ 615,000	90	\$ 1,350	\$ 108,374	\$ 123,000	\$ 504,180	\$ 108,374	\$ 100,836	\$ 22,164	Low	\$ 179,504	\$ 506,626
72	\$1,453	09-12-03-213-005	401	5/31/2022	\$ 436,000	60	\$ 1,350	\$ 86,152	\$ 87,200	\$ 330,561	\$ 86,152	\$ 66,112	\$ 21,088	Low	\$ 110,843	\$ 349,848
72	\$1,130	09-12-03-307-039	401	1/10/2022	\$ 480,100	85	\$ 1,350	\$ 102,277	\$ 96,020	\$ 456,281	\$ 102,277	\$ 91,256	\$ 4,764	Low	\$ 160,546	\$ 377,823
72	\$1,466	09-12-03-308-011	401	8/19/2021	\$ 513,230	70	\$ 1,350	\$ 94,500	\$ 102,646	\$ 436,608	\$ 94,500	\$ 87,322	\$ 15,324	Low	\$ 155,151	\$ 418,730
72	\$1,140	09-12-03-305-031	401	6/11/2021	\$ 513,000	90	\$ 1,350	\$ 104,494	\$ 102,600	\$ 492,876	\$ 104,494	\$ 98,575	\$ 4,025	Low	\$ 176,137	\$ 408,506
72	\$1,234	09-12-03-305-040	401	6/4/2021	\$ 475,000	77	\$ 1,350	\$ 98,172	\$ 95,000	\$ 534,914	\$ 98,172	\$ 106,983	\$ (11,983)	High	\$ 198,069	\$ 376,828
72	\$1,434	09-12-03-219-007	401	5/28/2021	\$ 423,000	59	\$ 1,350	\$ 84,996	\$ 84,600	\$ 455,828	\$ 84,996	\$ 91,166	\$ (6,566)	High	\$ 168,178	\$ 338,004
72	\$1,517	09-12-03-308-023	401	5/13/2021	\$ 455,000	60	\$ 1,350	\$ 88,849	\$ 91,000	\$ 397,882	\$ 88,849	\$ 79,576	\$ 11,424	Low	\$ 140,151	\$ 366,151
72	\$1,151	09-12-03-210-017	401	5/3/2021	\$ 420,000	73	\$ 1,350	\$ 93,946	\$ 84,000	\$ 390,501	\$ 93,946	\$ 78,100	\$ 5,900	Low	\$ 134,492	\$ 326,054
72	\$1,128	09-12-03-214-008	401	9/30/2020	\$ 338,500	60	\$ 1,350	\$ 88,849	\$ 67,700	\$ 406,093	\$ 88,849	\$ 81,219	\$ (13,519)	High	\$ 143,875	\$ 249,651
72	\$954	09-12-03-212-018	401	9/22/2020	\$ 310,000	65	\$ 1,350	\$ 90,940	\$ 62,000	\$ 370,527	\$ 90,940	\$ 74,105	\$ (12,105)	High	\$ 126,797	\$ 219,060
72	\$1,033	09-12-03-214-011	401	8/24/2020	\$ 310,000	60	\$ 1,350	\$ 83,881	\$ 62,000	\$ 341,674	\$ 83,881	\$ 68,335	\$ (6,335)	High	\$ 116,913	\$ 226,119
72	\$1,250	09-12-03-307-020	401	6/30/2020	\$ 375,000	60	\$ 1,350	\$ 87,542	\$ 75,000	\$ 422,914	\$ 87,542	\$ 84,583	\$ (9,583)	High	\$ 152,096	\$ 287,458
72	\$1,378	09-12-03-307-015	401	6/19/2020	\$ 413,353	60	\$ 1,350	\$ 87,407	\$ 82,671	\$ 466,885	\$ 87,407	\$ 93,377	\$ (10,706)	High	\$ 172,099	\$ 325,946
72	\$750	09-12-03-308-005	401	5/29/2020	\$ 255,000	68	\$ 1,350	\$ 93,411	\$ 51,000	\$ 406,801	\$ 93,411	\$ 81,360	\$ (30,360)	High	\$ 142,127	\$ 161,589
72	\$704	09-12-03-211-016	401	4/23/2020	\$ 281,500	80	\$ 1,350	\$ 93,197	\$ 56,300	\$ 425,643	\$ 93,197	\$ 85,129	\$ (28,829)	High	\$ 150,769	\$ 188,303
72	\$1,050	09-12-03-213-014	401	4/1/2020	\$ 315,000	60	\$ 1,350	\$ 86,152	\$ 63,000	\$ 338,695	\$ 86,152	\$ 67,739	\$ (4,739)	High	\$ 114,532	\$ 228,848
72	\$1,203	09-12-03-307-027	401	2/3/2020	\$ 409,000	68	\$ 1,350	\$ 87,331	\$ 81,800	\$ 530,353	\$ 87,331	\$ 106,071	\$ (24,271)	High	\$ 200,917	\$ 321,669
72	\$983	09-12-03-219-011	401	1/8/2020	\$ 294,900	60	\$ 1,350	\$ 86,578	\$ 58,980	\$ 335,445	\$ 86,578	\$ 67,089	\$ (8,109)	High	\$ 112,865	\$ 208,322
72		09-12-03-305-049	401	12/12/2019	\$ 279,000	90	\$ 1,350	\$ 104,494		\$ 407,560	\$ 104,494				\$ 137,445	
72	\$1,283	09-12-03-212-014	401	11/27/2019	\$ 312,000	66	\$ 1,350	\$ 89,199		\$ 369,719	\$ 89,199				\$ 127,220	
72	\$1,248	09-12-03-212-021	401	11/21/2019	\$ 300,000	78	\$ 1,350	\$ 92,805		\$ 356,245	\$ 92,805				\$ 119,474	
72	235.3443438	09-12-03-210-013	401	11/13/2019	\$ 300,000	85	\$ 1,350	\$ 98,192		\$ 446,496	\$ 98,192				\$ 157,961	
72	\$1,140	09-12-03-307-016	401	9/24/2019	\$ 385,000	60	\$ 1,350	\$ 87,407		\$ 458,145	\$ 87,407				\$ 168,135	
72		09-12-03-214-019	401	8/14/2019	\$ 255,000	92	\$ 1,350	\$ 99,711		\$ 362,205	\$ 99,711				\$ 119,045	
72	\$ 1,350 2024 LV	09-12-03-212-017	401	11/16/2018	\$ 375,100	62	\$ 1,350	\$ 88,005		\$ 341,772	\$ 88,005				\$ 115,087	

ECFTABLE	New Land \$ FF
73	\$1,867
73	\$2,154
73	\$1,312
73	
73	\$1,777 AVERAGE
73	\$1,867 MEDIAN
73	
73	\$ 1,800 2024 LV

PARCEL NUMBER	CLASS	LAST SALE	SALE PRICE	LAND FF	LAND \$ FF	LAND VALUE	LV 20% SP	MARKET VALUE	LAND VALUE	LV % MV	DIF LVSP V LVMV	LV High or Low?	BLDG BASE VAL	BLDG RSDL SALE
09-12-03-311-001	401	10/3/2022	\$ 560,000	60	\$ 2,100	\$ 126,000	\$ 112,000	\$ 490,295	\$ 126,000	\$ 98,059	\$ 13,941	Low	\$ 269,848	\$ 434,000
09-12-03-311-022	401	5/16/2022	\$ 700,000	65	\$ 2,100	\$ 130,099	\$ 140,000	\$ 513,079	\$ 130,099	\$ 102,616	\$ 37,384	Low	\$ 283,689	\$ 569,901
09-12-03-311-029	401	4/6/2021	\$ 590,300	90	\$ 2,100	\$ 148,186	\$ 118,060	\$ 585,531	\$ 148,186	\$ 117,106	\$ 954	Low	\$ 323,959	\$ 442,114

ECFTABLE	LV 20% SP	PARCEL NUMBER	CLASS	LAST SALE	SALE PRICE	LAND FF	LAND \$ FF	LAND VALUE	LV 20% SP	MARKET VALUE	LAND VALUE	LV % MV	DIF LVSP V LVMV	LV High or Low?	BLDG BASE VAL	BLDG RSDL SALE
74	\$36,200	09-12-02-319-032	401	6/1/2023	\$ 181,000	0	\$ -	\$ 40,000	\$ 36,200	\$ 184,988	\$ 40,000	\$ 36,998	\$ (798)	High	\$ 61,697	\$ 141,000
74	\$41,000	09-12-02-318-012	401	5/31/2023	\$ 205,000	0	\$ -	\$ 40,000	\$ 41,000	\$ 180,210	\$ 40,000	\$ 36,042	\$ 4,958	Low	\$ 59,664	\$ 165,000
74	\$38,520	09-12-02-319-015	401	5/30/2023	\$ 192,600	0	\$ -	\$ 40,000	\$ 38,520	\$ 175,132	\$ 40,000	\$ 35,026	\$ 3,494	Low	\$ 57,503	\$ 152,600
74	\$35,000	09-12-02-317-009	401	5/5/2023	\$ 175,000	0	\$ -	\$ 40,000	\$ 35,000	\$ 163,260	\$ 40,000	\$ 32,652	\$ 2,348	Low	\$ 52,451	\$ 135,000
74	\$37,600	09-12-02-327-002	401	4/5/2023	\$ 188,000	0	\$ -	\$ 40,000	\$ 37,600	\$ 179,973	\$ 40,000	\$ 35,995	\$ 1,605	Low	\$ 59,563	\$ 148,000
74	\$32,000	09-12-02-318-046	401	4/3/2023	\$ 160,000	0	\$ -	\$ 40,000	\$ 32,000	\$ 163,260	\$ 40,000	\$ 32,652	\$ (652)	High	\$ 52,451	\$ 120,000
74	\$34,000	09-12-02-318-014	401	3/20/2023	\$ 170,000	0	\$ -	\$ 40,000	\$ 34,000	\$ 162,733	\$ 40,000	\$ 32,547	\$ 1,453	Low	\$ 52,227	\$ 130,000
74	\$37,600	09-12-02-202-043	401	1/16/2023	\$ 188,000	0	\$ -	\$ 40,000	\$ 37,600	\$ 175,132	\$ 40,000	\$ 35,026	\$ 2,574	Low	\$ 57,503	\$ 148,000
74	\$40,500	09-12-02-206-011	401	12/22/2022	\$ 202,500	0	\$ -	\$ 40,000	\$ 40,500	\$ 175,132	\$ 40,000	\$ 35,026	\$ 5,474	Low	\$ 57,503	\$ 162,500
74	\$40,130	09-12-02-206-004	401	12/19/2022	\$ 200,650	0	\$ -	\$ 40,000	\$ 40,130	\$ 175,658	\$ 40,000	\$ 35,132	\$ 4,998	Low	\$ 57,727	\$ 160,650
74	\$41,000	09-12-02-305-012	401	12/14/2022	\$ 205,000	0	\$ -	\$ 40,000	\$ 41,000	\$ 182,866	\$ 40,000	\$ 36,573	\$ 4,427	Low	\$ 60,794	\$ 165,000
74	\$33,900	09-12-02-318-023	401	12/2/2022	\$ 169,500	0	\$ -	\$ 40,000	\$ 33,900	\$ 163,709	\$ 40,000	\$ 32,742	\$ 1,158	Low	\$ 52,642	\$ 129,500
74	\$40,000	09-12-02-302-011	401	11/4/2022	\$ 200,000	0	\$ -	\$ 40,000	\$ 40,000	\$ 175,132	\$ 40,000	\$ 35,026	\$ 4,974	Low	\$ 57,503	\$ 160,000
74	\$37,000	09-12-02-318-053	401	10/28/2022	\$ 185,000	0	\$ -	\$ 40,000	\$ 37,000	\$ 184,988	\$ 40,000	\$ 36,998	\$ 2	Low	\$ 61,697	\$ 145,000
74	\$34,500	09-12-02-209-124	401	10/7/2022	\$ 172,500	0	\$ -	\$ 40,000	\$ 34,500	\$ 162,733	\$ 40,000	\$ 32,547	\$ 1,953	Low	\$ 52,227	\$ 132,500
74	\$39,000	09-12-02-318-011	401	9/16/2022	\$ 195,000	0	\$ -	\$ 40,000	\$ 39,000	\$ 179,447	\$ 40,000	\$ 35,889	\$ 3,111	Low	\$ 59,339	\$ 155,000
74	\$39,000	09-12-02-304-027	401	9/9/2022	\$ 195,000	0	\$ -	\$ 40,000	\$ 39,000	\$ 180,821	\$ 40,000	\$ 36,164	\$ 2,836	Low	\$ 59,924	\$ 155,000
74	\$39,200	09-12-02-306-020	401	8/31/2022	\$ 196,000	0	\$ -	\$ 40,000	\$ 39,200	\$ 181,202	\$ 40,000	\$ 36,240	\$ 2,960	Low	\$ 60,086	\$ 156,000
74	\$38,000	09-12-02-203-009	401	8/24/2022	\$ 190,000	0	\$ -	\$ 40,000	\$ 38,000	\$ 175,132	\$ 40,000	\$ 35,026	\$ 2,974	Low	\$ 57,503	\$ 150,000
74	\$29,000	09-12-02-202-044	401	8/22/2022	\$ 145,000	0	\$ -	\$ 40,000	\$ 29,000	\$ 175,132	\$ 40,000	\$ 35,026	\$ (6,026)	High	\$ 57,503	\$ 105,000
74	\$33,000	09-12-02-319-035	401	7/25/2022	\$ 165,000	0	\$ -	\$ 40,000	\$ 33,000	\$ 163,497	\$ 40,000	\$ 32,699	\$ 301	Low	\$ 52,552	\$ 125,000
74	\$40,800	09-12-02-320-029	401	7/21/2022	\$ 204,000	0	\$ -	\$ 40,000	\$ 40,800	\$ 201,264	\$ 40,000	\$ 40,253	\$ 547	Low	\$ 68,623	\$ 164,000
74	\$47,600	09-12-02-209-102	401	7/15/2022	\$ 238,000	0	\$ -	\$ 40,000	\$ 47,600	\$ 184,123	\$ 40,000	\$ 36,825	\$ 10,775	Low	\$ 61,329	\$ 198,000
74	\$43,000	09-12-02-319-012	401	6/24/2022	\$ 215,000	0	\$ -	\$ 40,000	\$ 43,000	\$ 181,978	\$ 40,000	\$ 36,396	\$ 6,604	Low	\$ 60,416	\$ 175,000
74	\$40,400	09-12-02-320-027	401	6/8/2022	\$ 202,000	0	\$ -	\$ 40,000	\$ 40,400	\$ 183,634	\$ 40,000	\$ 36,727	\$ 3,673	Low	\$ 61,121	\$ 162,000
74	\$44,300	09-12-02-209-100	401	6/2/2022	\$ 221,500	0	\$ -	\$ 40,000	\$ 44,300	\$ 175,132	\$ 40,000	\$ 35,026	\$ 9,274	Low	\$ 57,503	\$ 181,500
74	\$33,000	09-12-02-318-010	401	6/1/2022	\$ 165,000	0	\$ -	\$ 40,000	\$ 33,000	\$ 162,733	\$ 40,000	\$ 32,547	\$ 453	Low	\$ 52,227	\$ 125,000
74	\$40,000	09-12-02-203-019	401	5/4/2022	\$ 200,000	0	\$ -	\$ 40,000	\$ 40,000	\$ 179,447	\$ 40,000	\$ 35,889	\$ 4,111	Low	\$ 59,339	\$ 160,000
74	\$21,800	09-12-02-304-021	401	5/2/2022	\$ 109,000	0	\$ -	\$ 40,000	\$ 21,800	\$ 179,973	\$ 40,000	\$ 35,995	\$ (14,195)	High	\$ 59,563	\$ 69,000
74	\$34,200	09-12-02-202-027	401	4/22/2022	\$ 171,000	0	\$ -	\$ 40,000	\$ 34,200	\$ 163,260	\$ 40,000	\$ 32,652	\$ 1,548	Low	\$ 52,451	\$ 131,000
74	\$39,000	09-12-02-203-015	401	3/14/2022	\$ 195,000	0	\$ -	\$ 40,000	\$ 39,000	\$ 184,621	\$ 40,000	\$ 36,924	\$ 2,076	Low	\$ 61,541	\$ 155,000
74	\$35,000	09-12-02-304-011	401	3/10/2022	\$ 175,000	0	\$ -	\$ 40,000	\$ 35,000	\$ 184,706	\$ 40,000	\$ 36,941	\$ (1,941)	High	\$ 61,577	\$ 135,000
74	\$32,900	09-12-02-209-106	401	1/10/2022	\$ 164,500	0	\$ -	\$ 40,000	\$ 32,900	\$ 163,260	\$ 40,000	\$ 32,652	\$ 248	Low	\$ 52,451	\$ 124,500
74	\$31,800	09-12-02-305-005	401	12/7/2021	\$ 159,000	0	\$ -	\$ 40,000	\$ 31,800	\$ 162,733	\$ 40,000	\$ 32,547	\$ (747)	High	\$ 52,227	\$ 119,000
74	\$34,000	09-12-02-304-015	401	11/16/2021	\$ 170,000	0	\$ -	\$ 40,000	\$ 34,000	\$ 162,733	\$ 40,000	\$ 32,547	\$ 1,453	Low	\$ 52,227	\$ 130,000
74	\$32,000	09-12-02-319-011	401	10/29/2021	\$ 160,000	0	\$ -	\$ 40,000	\$ 32,000	\$ 179,973	\$ 40,000	\$ 35,995	\$ (3,995)	High	\$ 59,563	\$ 120,000
74	\$34,200	09-12-02-202-005	401	10/13/2021	\$ 171,000	0	\$ -	\$ 40,000	\$ 34,200	\$ 181,202	\$ 40,000	\$ 36,240	\$ (2,040)	High	\$ 60,086	\$ 131,000
74	\$30,400	09-12-02-203-005	401	10/13/2021	\$ 152,000	0	\$ -	\$ 40,000	\$ 30,400	\$ 162,733	\$ 40,000	\$ 32,547	\$ (2,147)	High	\$ 52,227	\$ 112,000
74	\$38,000	09-12-02-302-013	401	9/24/2021	\$ 190,000	0	\$ -	\$ 40,000	\$ 38,000	\$ 187,134	\$ 40,000	\$ 37,427	\$ 573	Low	\$ 62,610	\$ 150,000
74	\$33,200	09-12-02-202-014	401	9/10/2021	\$ 166,000	0	\$ -	\$ 40,000	\$ 33,200	\$ 180,962	\$ 40,000	\$ 36,192	\$ (2,992)	High	\$ 59,984	\$ 126,000
74	\$36,800	09-12-02-205-011	401	8/31/2021	\$ 184,000	0	\$ -	\$ 40,000	\$ 36,800	\$ 179,973	\$ 40,000	\$ 35,995	\$ 805	Low	\$ 59,563	\$ 144,000
74	\$35,000	09-12-02-320-033	401	8/18/2021	\$ 175,000	0	\$ -	\$ 40,000	\$ 35,000	\$ 179,447	\$ 40,000	\$ 35,889	\$ (889)	High	\$ 59,339	\$ 135,000
74	\$34,800	09-12-02-203-016	401	8/16/2021	\$ 174,000	0	\$ -	\$ 40,000	\$ 34,800	\$ 195,605	\$ 40,000	\$ 39,121	\$ (4,321)	High	\$ 66,215	\$ 134,000
74	\$30,400	09-12-02-320-031	401	8/16/2021	\$ 152,000	0	\$ -	\$ 40,000	\$ 30,400	\$ 162,733	\$ 40,000	\$ 32,547	\$ (2,147)	High	\$ 52,227	\$ 112,000
74	\$33,000	09-12-02-318-041	401	7/30/2021	\$ 165,000	0	\$ -	\$ 40,000	\$ 33,000	\$ 163,497	\$ 40,000	\$ 32,699	\$ 301	Low	\$ 52,552	\$ 125,000
74	\$38,600	09-12-02-304-013	401	7/19/2021	\$ 193,000	0	\$ -	\$ 40,000	\$ 38,600	\$ 183,392	\$ 40,000	\$ 36,678	\$ 1,922	Low	\$ 61,018	\$ 153,000
74	\$37,500	09-12-02-202-038	401	7/1/2021	\$ 187,500	0	\$ -	\$ 40,000	\$ 37,500	\$ 175,132	\$ 40,000	\$ 35,026	\$ 2,474	Low	\$ 57,503	\$ 147,500
74	\$32,400	09-12-02-303-013	401	6/24/2021	\$ 162,000	0	\$ -	\$ 40,000	\$ 32,400	\$ 187,902	\$ 40,000	\$ 37,580	\$ (5,180)	High	\$ 62,937	\$ 122,000















ECF TABLE	LV 20% SP	PARCEL NUMBER	CLASS	LAST SALE	SALE PRICE	LAND FF	LAND \$ FF	LAND VALUE	LV 20% SP	MARKET VALUE	LAND VALUE	LV % MV	DIF LVSP V LVMV	LV High or Low?	BLDG BASE VAL	BLDG RSDL SALE
81	\$51,200	FOREST CREEK	09-12-10-201-070	401	6/5/2023	\$ 256,000	0 \$ - \$	45,000	\$ 51,200	\$ 225,128	\$ 45,000	\$ 45,026	\$ 6,174	Low	\$ 136,151	\$ 211,000
81	\$48,000	FOREST CREEK	09-12-10-201-044	401	5/26/2023	\$ 240,000	0 \$ - \$	45,000	\$ 48,000	\$ 227,316	\$ 45,000	\$ 45,463	\$ 2,537	Low	\$ 137,805	\$ 195,000
81	\$48,200	FOREST CREEK	09-12-10-201-052	401	4/7/2023	\$ 241,000	0 \$ - \$	45,000	\$ 48,200	\$ 224,538	\$ 45,000	\$ 44,908	\$ 3,292	Low	\$ 135,705	\$ 196,000
81	\$45,000	FOREST CREEK	09-12-10-201-092	401	6/17/2022	\$ 225,000	0 \$ - \$	45,000	\$ 45,000	\$ 227,316	\$ 45,000	\$ 45,463	\$ (463)	High	\$ 137,805	\$ 180,000
81	\$52,000	FOREST CREEK	09-12-10-201-085	401	4/7/2022	\$ 260,000	0 \$ - \$	45,000	\$ 52,000	\$ 256,982	\$ 45,000	\$ 51,396	\$ 604	Low	\$ 160,228	\$ 215,000
81	\$55,000	FOREST CREEK	09-12-10-201-058	401	4/1/2022	\$ 275,000	0 \$ - \$	45,000	\$ 55,000	\$ 267,362	\$ 45,000	\$ 53,472	\$ 1,528	Low	\$ 168,074	\$ 230,000
81	\$45,000	FOREST CREEK	09-12-10-201-078	401	3/9/2022	\$ 225,000	0 \$ - \$	45,000	\$ 45,000	\$ 222,816	\$ 45,000	\$ 44,563	\$ 437	Low	\$ 134,404	\$ 180,000
81	\$48,000	FOREST CREEK	09-12-10-201-097	401	11/5/2021	\$ 240,000	0 \$ - \$	45,000	\$ 48,000	\$ 241,985	\$ 45,000	\$ 48,397	\$ (397)	High	\$ 138,722	\$ 195,000
81	\$41,000	FOREST CREEK	09-12-10-201-094	401	10/26/2021	\$ 205,000	0 \$ - \$	45,000	\$ 41,000	\$ 225,128	\$ 45,000	\$ 45,026	\$ (4,026)	High	\$ 136,151	\$ 160,000
81	\$41,700	FOREST CREEK	09-12-10-201-072	401	10/14/2021	\$ 208,500	0 \$ - \$	45,000	\$ 41,700	\$ 229,686	\$ 45,000	\$ 45,937	\$ (4,237)	High	\$ 139,596	\$ 163,500
81	\$43,980	FOREST CREEK	09-12-10-201-068	401	9/28/2021	\$ 219,900	0 \$ - \$	45,000	\$ 43,980	\$ 229,686	\$ 45,000	\$ 45,937	\$ (1,957)	High	\$ 139,596	\$ 174,900
81	\$44,200	FOREST CREEK	09-12-10-201-080	401	7/27/2021	\$ 221,000	0 \$ - \$	45,000	\$ 44,200	\$ 227,316	\$ 45,000	\$ 45,463	\$ (1,263)	High	\$ 137,805	\$ 176,000
81	\$44,200	FOREST CREEK	09-12-10-201-083	401	6/2/2021	\$ 221,000	0 \$ - \$	45,000	\$ 44,200	\$ 227,104	\$ 45,000	\$ 45,421	\$ (1,221)	High	\$ 137,645	\$ 176,000
81	\$39,000	FOREST CREEK	09-12-10-201-090	401	4/13/2021	\$ 195,000	0 \$ - \$	45,000	\$ 39,000	\$ 222,816	\$ 45,000	\$ 44,563	\$ (5,563)	High	\$ 134,404	\$ 150,000
81	\$43,000	FOREST CREEK	09-12-10-201-047	401	3/15/2021	\$ 215,000	0 \$ - \$	45,000	\$ 43,000	\$ 274,420	\$ 45,000	\$ 54,884	\$ (11,884)	High	\$ 173,409	\$ 170,000
81	\$37,800	FOREST CREEK	09-12-10-201-075	401	3/8/2021	\$ 189,000	0 \$ - \$	45,000	\$ 37,800	\$ 227,104	\$ 45,000	\$ 45,421	\$ (7,621)	High	\$ 137,645	\$ 144,000
81	\$39,300	FOREST CREEK	09-12-10-201-074	401	8/10/2020	\$ 196,500	0 \$ - \$	45,000	\$ 39,300	\$ 225,128	\$ 45,000	\$ 45,026	\$ (5,726)	High	\$ 136,151	\$ 151,500
81	\$38,500	FOREST CREEK	09-12-10-201-036	401	7/16/2020	\$ 192,500	0 \$ - \$	45,000	\$ 38,500	\$ 227,316	\$ 45,000	\$ 45,463	\$ (6,963)	High	\$ 137,805	\$ 147,500
81	\$38,000	FOREST CREEK	09-12-10-201-076	401	3/25/2020	\$ 190,000	0 \$ - \$	45,000	\$ 38,000	\$ 229,686	\$ 45,000	\$ 45,937	\$ (7,937)	High	\$ 139,596	\$ 145,000
81	\$35,000	FOREST CREEK	09-12-10-201-048	401	3/20/2020	\$ 175,000	0 \$ - \$	45,000	\$ 35,000	\$ 224,538	\$ 45,000	\$ 44,908	\$ (9,908)	High	\$ 135,705	\$ 130,000

81  
81 \$43,904 AVERAGE  
81 \$49,050 MEDIAN  
81

81 \$ 45,000 2024 LV

ECF TABLE	LV 20% SP	PARCEL NUMBER	CLASS	LAST SALE	SALE PRICE	LAND FF	LAND \$ FF	LAND VALUE	LV 20% SP	MARKET VALUE	LAND VALUE	LV % MV	DIF LVSP V LVMV	LV High or Low?	BLDG BASE VAL	BLDG RSDL SALE
81	\$50,000	TURNBERRY	09-12-11-103-065	401	4/28/2023	\$ 250,000	0 \$ - \$	50,000	\$ 50,000	\$ 242,626	\$ 50,000	\$ 48,525	\$ 1,475	Low	\$ 135,652	\$ 200,000
81	\$56,400	TURNBERRY	09-12-11-103-026	401	3/8/2023	\$ 282,000	0 \$ - \$	50,000	\$ 56,400	\$ 247,076	\$ 50,000	\$ 49,415	\$ 6,985	Low	\$ 138,786	\$ 232,000
81	\$43,800	TURNBERRY	09-12-11-103-087	401	11/17/2022	\$ 219,000	0 \$ - \$	50,000	\$ 43,800	\$ 250,534	\$ 50,000	\$ 50,107	\$ (6,307)	High	\$ 141,221	\$ 169,000
81	\$47,000	TURNBERRY	09-12-11-103-029	401	2/25/2022	\$ 235,000	0 \$ - \$	50,000	\$ 47,000	\$ 240,087	\$ 50,000	\$ 48,017	\$ (1,017)	High	\$ 133,864	\$ 185,000
81	\$43,000	TURNBERRY	09-12-11-103-028	401	2/4/2022	\$ 215,000	0 \$ - \$	50,000	\$ 43,000	\$ 235,422	\$ 50,000	\$ 47,084	\$ (4,084)	High	\$ 130,579	\$ 165,000
81	\$45,200	TURNBERRY	09-12-11-103-023	401	12/23/2021	\$ 226,000	0 \$ - \$	50,000	\$ 45,200	\$ 243,129	\$ 50,000	\$ 48,626	\$ (3,426)	High	\$ 136,006	\$ 176,000
81	\$40,200	TURNBERRY	09-12-11-103-090	401	10/19/2021	\$ 201,000	0 \$ - \$	50,000	\$ 40,200	\$ 241,426	\$ 50,000	\$ 48,285	\$ (8,085)	High	\$ 134,807	\$ 151,000
81	\$49,000	TURNBERRY	09-12-11-103-076	401	6/24/2021	\$ 245,000	0 \$ - \$	50,000	\$ 49,000	\$ 249,972	\$ 50,000	\$ 49,994	\$ (994)	High	\$ 140,825	\$ 195,000
81	\$40,000	TURNBERRY	09-12-11-103-019	401	8/24/2020	\$ 200,000	0 \$ - \$	50,000	\$ 40,000	\$ 231,936	\$ 50,000	\$ 46,387	\$ (6,387)	High	\$ 128,124	\$ 150,000
81	\$40,000	TURNBERRY	09-12-11-103-058	401	8/10/2020	\$ 200,000	0 \$ - \$	50,000	\$ 40,000	\$ 240,087	\$ 50,000	\$ 48,017	\$ (8,017)	High	\$ 133,864	\$ 150,000
81	\$41,000	TURNBERRY	09-12-11-103-067	401	7/24/2020	\$ 205,000	0 \$ - \$	50,000	\$ 41,000	\$ 242,626	\$ 50,000	\$ 48,525	\$ (7,525)	High	\$ 135,652	\$ 155,000
81	\$42,800	TURNBERRY	09-12-11-103-043	401	7/13/2020	\$ 214,000	0 \$ - \$	50,000	\$ 42,800	\$ 235,715	\$ 50,000	\$ 47,143	\$ (4,343)	High	\$ 130,785	\$ 164,000
81	\$42,800	TURNBERRY	09-12-11-103-078	401	4/28/2020	\$ 214,000	0 \$ - \$	50,000	\$ 42,800	\$ 254,775	\$ 50,000	\$ 50,955	\$ (8,155)	High	\$ 144,208	\$ 164,000
81	\$41,020	TURNBERRY	09-12-11-103-070	401	3/9/2020	\$ 205,100	0 \$ - \$	50,000	\$ 41,020	\$ 247,631	\$ 50,000	\$ 49,526	\$ (8,506)	High	\$ 139,177	\$ 155,100

81  
81 \$44,444 AVERAGE  
81 \$47,567 MEDIAN  
81

81 \$ 50,000 2024 LV

ECF TABLE	LV 20% SP	PARCEL NUMBER	CLASS	LAST SALE	SALE PRICE	LAND FF	LAND \$ FF	LAND VALUE	LV 20% SP	MARKET VALUE	LAND VALUE	LV % MV	DIF LVSP V LVMV	LV High or Low?	BLDG BASE VAL	BLDG RSDL SALE
81	\$76,000	MALLET WOODS	09-12-10-103-054	401	6/3/2022	\$ 380,000	0 \$ - \$	74,000	\$ 76,000	\$ 359,837	\$ 74,000	\$ 71,967	\$ 4,033	Low	\$ 216,052	\$ 306,000
81	\$72,000	MALLET WOODS	09-12-10-103-060	401	4/11/2022	\$ 360,000	0 \$ - \$	74,000	\$ 72,000	\$ 354,091	\$ 74,000	\$ 70,818	\$ 1,182	Low	\$ 211,709	\$ 286,000

81	\$61,000	MALLET WOODS	09-12-10-103-055	401	11/18/2021	\$	305,000	0	\$	-	\$	74,000	\$	61,000	\$	352,386	\$	74,000	\$	70,477	\$	(9,477)	High	\$	210,420	\$	231,000
81	\$61,000	MALLET WOODS	09-12-10-103-058	401	9/27/2021	\$	305,000	0	\$	-	\$	74,000	\$	61,000	\$	398,514	\$	74,000	\$	79,703	\$	(18,703)	High	\$	245,286	\$	231,000

81  
81 \$ 75,000 2024 LV

ECFT TABLE	LV 20% SP		PARCEL NUMBER	CLASS	LAST SALE	SALE PRICE	LAND FF	LAND \$ FF	LAND VALUE	LV 20% SP	MARKET VALUE	LAND VALUE	LV % MV	DIF LVSP V LVMV	LV High or Low?	BLDG BASE VAL	BLDG RSDL SALE
81	\$57,980	BRENTWOOD	09-09-35-306-083	401	2/27/2023	\$ 289,900	0	\$ -	\$ 76,000	\$ 57,980	\$ 319,662	\$ 76,000	\$ 63,932	\$ (5,952)	High	\$ 184,174	\$ 213,900
81	\$61,000	BRENTWOOD	09-09-35-306-057	401	12/9/2022	\$ 305,000	0	\$ -	\$ 76,000	\$ 61,000	\$ 325,600	\$ 76,000	\$ 65,120	\$ (4,120)	High	\$ 188,662	\$ 229,000
81	\$50,930	BRENTWOOD	09-09-35-306-065	401	8/31/2022	\$ 254,650	0	\$ -	\$ 76,000	\$ 50,930	\$ 265,211	\$ 76,000	\$ 53,042	\$ (2,112)	High	\$ 143,017	\$ 178,650
81	\$74,000	BRENTWOOD	09-09-35-306-043	401	5/6/2022	\$ 370,000	0	\$ -	\$ 76,000	\$ 74,000	\$ 329,855	\$ 76,000	\$ 65,971	\$ 8,029	Low	\$ 191,878	\$ 294,000
81	\$63,400	BRENTWOOD	09-09-35-306-056	401	4/19/2022	\$ 317,000	0	\$ -	\$ 76,000	\$ 63,400	\$ 325,600	\$ 76,000	\$ 65,120	\$ (1,720)	High	\$ 188,662	\$ 241,000
81	\$62,200	BRENTWOOD	09-09-35-306-046	401	10/20/2021	\$ 311,000	0	\$ -	\$ 76,000	\$ 62,200	\$ 325,600	\$ 76,000	\$ 65,120	\$ (2,920)	High	\$ 188,662	\$ 235,000
81	\$55,000	BRENTWOOD	09-09-35-306-070	401	9/2/2021	\$ 275,000	0	\$ -	\$ 76,000	\$ 55,000	\$ 325,600	\$ 76,000	\$ 65,120	\$ (10,120)	High	\$ 188,662	\$ 199,000
81	\$61,800	BRENTWOOD	09-09-35-306-060	401	6/29/2021	\$ 309,000	0	\$ -	\$ 76,000	\$ 61,800	\$ 325,600	\$ 76,000	\$ 65,120	\$ (3,320)	High	\$ 188,662	\$ 233,000
81	\$50,000	BRENTWOOD	09-09-35-306-049	401	5/27/2021	\$ 250,000	0	\$ -	\$ 76,000	\$ 50,000	\$ 265,211	\$ 76,000	\$ 53,042	\$ (3,042)	High	\$ 143,017	\$ 174,000
81	\$48,400	BRENTWOOD	09-09-35-306-067	401	5/19/2021	\$ 242,000	0	\$ -	\$ 76,000	\$ 48,400	\$ 259,274	\$ 76,000	\$ 51,855	\$ (3,455)	High	\$ 138,529	\$ 166,000
81	\$50,000	BRENTWOOD	09-09-35-306-077	401	4/22/2021	\$ 250,000	0	\$ -	\$ 76,000	\$ 50,000	\$ 265,211	\$ 76,000	\$ 53,042	\$ (3,042)	High	\$ 143,017	\$ 174,000
81	\$57,760	BRENTWOOD	09-09-35-306-021	401	4/21/2021	\$ 288,800	0	\$ -	\$ 76,000	\$ 57,760	\$ 325,600	\$ 76,000	\$ 65,120	\$ (7,360)	High	\$ 188,662	\$ 212,800
81	\$58,000	BRENTWOOD	09-09-35-306-014	401	4/9/2021	\$ 290,000	0	\$ -	\$ 76,000	\$ 58,000	\$ 325,600	\$ 76,000	\$ 65,120	\$ (7,120)	High	\$ 188,662	\$ 214,000
81	\$47,000	BRENTWOOD	09-09-35-306-010	401	4/8/2021	\$ 235,000	0	\$ -	\$ 76,000	\$ 47,000	\$ 265,211	\$ 76,000	\$ 53,042	\$ (6,042)	High	\$ 143,017	\$ 159,000
81	\$40,740	BRENTWOOD	09-09-35-306-011	401	4/7/2021	\$ 203,700	0	\$ -	\$ 76,000	\$ 40,740	\$ 265,211	\$ 76,000	\$ 53,042	\$ (12,302)	High	\$ 143,017	\$ 127,700
81	\$42,000	BRENTWOOD	09-09-35-306-063	401	2/25/2021	\$ 210,000	0	\$ -	\$ 76,000	\$ 42,000	\$ 259,274	\$ 76,000	\$ 51,855	\$ (9,855)	High	\$ 138,529	\$ 134,000
81	\$44,600	BRENTWOOD	09-09-35-306-036	401	10/30/2020	\$ 223,000	0	\$ -	\$ 76,000	\$ 44,600	\$ 259,274	\$ 76,000	\$ 51,855	\$ (7,255)	High	\$ 138,529	\$ 147,000
81	\$55,000	BRENTWOOD	09-09-35-306-034	401	10/16/2020	\$ 275,000	0	\$ -	\$ 76,000	\$ 55,000	\$ 325,600	\$ 76,000	\$ 65,120	\$ (10,120)	High	\$ 188,662	\$ 199,000
81	\$42,000	BRENTWOOD	09-09-35-306-029	401	7/24/2020	\$ 210,000	0	\$ -	\$ 76,000	\$ 42,000	\$ 257,104	\$ 76,000	\$ 51,421	\$ (9,421)	High	\$ 136,889	\$ 134,000
81	\$54,600	BRENTWOOD	09-09-35-306-030	401	7/22/2020	\$ 273,000	0	\$ -	\$ 76,000	\$ 54,600	\$ 325,600	\$ 76,000	\$ 65,120	\$ (10,520)	High	\$ 188,662	\$ 197,000
81	\$51,200	BRENTWOOD	09-09-35-306-033	401	7/13/2020	\$ 256,000	0	\$ -	\$ 76,000	\$ 51,200	\$ 319,662	\$ 76,000	\$ 63,932	\$ (12,732)	High	\$ 184,174	\$ 180,000
81	\$53,600	BRENTWOOD	09-09-35-306-059	401	6/29/2020	\$ 268,000	0	\$ -	\$ 76,000	\$ 53,600	\$ 327,309	\$ 76,000	\$ 65,462	\$ (11,862)	High	\$ 189,954	\$ 192,000
81	\$56,000	BRENTWOOD	09-09-35-306-085	401	4/8/2020	\$ 280,000	0	\$ -	\$ 76,000	\$ 56,000	\$ 325,600	\$ 76,000	\$ 65,120	\$ (9,120)	High	\$ 188,662	\$ 204,000
81	\$50,000	BRENTWOOD	09-09-35-306-047	401	1/17/2020	\$ 250,000	0	\$ -	\$ 76,000	\$ 50,000	\$ 325,600	\$ 76,000	\$ 65,120	\$ (15,120)	High	\$ 188,662	\$ 174,000

81  
81  
81 CURRENT  
81 \$53,634 AVERAGE  
81 \$61,462 MEDIAN  
81  
81 \$ 60,000 2024 LV

ECFTABLE	New Land \$ FF
82	\$925
82	\$703
82	\$1,753
82	\$920
82	\$1,340
82	\$707
82	\$691
82	\$700
82	\$671
82	
82	\$935 AVERAGE
82	\$707 MEDIAN
82	374.9304515 STNDRD DEV
82	\$760 AVERAGE
82	
82	\$ 750 2024 LV

PARCEL NUMBER	CLASS	LAST SALE	SALE PRICE	LAND FF	LAND \$ FF	LAND VALUE	LV 20% SP	MARKET VALUE	LAND VALUE	LV % MV	DIF LVSP V LVMV	LV High or Low?	BLDG BASE VAL	BLDG RSDL SALE
09-12-11-201-054	401	3/17/2023	\$ 347,000	75	\$ 650	\$ 65,368	\$ 69,400	\$ 251,570	\$ 65,368	\$ 50,314	\$ 19,086	Low	\$ 128,415	\$ 281,632
09-12-11-209-035	401	1/30/2023	\$ 263,700	75	\$ 650	\$ 65,368	\$ 52,740	\$ 231,408	\$ 65,368	\$ 46,282	\$ 6,458	Low	\$ 114,510	\$ 198,332
09-12-11-102-063	401	7/25/2022	\$ 412,000	47	\$ 650	\$ 56,484	\$ 82,400	\$ 404,300	\$ 56,484	\$ 80,860	\$ 1,540	Low	\$ 239,873	\$ 355,516
09-12-11-201-052	401	9/10/2021	\$ 345,000	75	\$ 650	\$ 65,368	\$ 69,000	\$ 281,071	\$ 65,368	\$ 56,214	\$ 12,786	Low	\$ 148,761	\$ 279,632
09-12-11-102-062	401	5/27/2021	\$ 315,000	47	\$ 650	\$ 56,484	\$ 63,000	\$ 349,232	\$ 56,484	\$ 69,846	\$ (6,846)	High	\$ 201,895	\$ 258,516
09-12-11-201-051	401	2/12/2021	\$ 265,000	75	\$ 650	\$ 65,368	\$ 53,000	\$ 233,944	\$ 65,368	\$ 46,789	\$ 6,211	Low	\$ 116,259	\$ 199,632
09-12-11-201-050	401	9/10/2020	\$ 259,000	75	\$ 650	\$ 65,368	\$ 51,800	\$ 291,826	\$ 65,368	\$ 58,365	\$ (6,565)	High	\$ 156,178	\$ 193,632
09-12-11-201-066	401	7/31/2020	\$ 262,500	75	\$ 650	\$ 65,415	\$ 52,500	\$ 219,391	\$ 65,415	\$ 43,878	\$ 8,622	Low	\$ 106,190	\$ 197,085
09-12-11-209-045	401	6/12/2020	\$ 255,000	76	\$ 650	\$ 67,110	\$ 51,000	\$ 248,765	\$ 67,110	\$ 49,753	\$ 1,247	Low	\$ 125,279	\$ 187,890



**ECF TABLE LV 20% SP**

84	\$62,000
84	\$70,600
84	\$73,600
84	\$63,000
84	\$59,000
84	\$61,980
84	\$57,980
84	
84	\$64,023 2024 LV
84	

PARCEL NUMBER	CLASS	LAST SALE	SALE PRICE	LAND FF	LAND \$ FF	LAND VALUE	LV 20% SP	MARKET VALUE	LAND VALUE	LV % MV	DIF LVSP V LVMV	LV High or Low?	BLDG BASE VAL	BLDG RSDL SALE
09-12-11-208-044	401	1/26/2023	\$ 310,000	0	\$ 900	\$ 60,000	\$ 62,000	\$ 345,653	\$ 60,000	\$ 69,131	\$ (7,131)	High	\$ 241,465	\$ 250,000
09-12-11-208-034	401	12/22/2022	\$ 353,000	0	\$ 900	\$ 60,000	\$ 70,600	\$ 356,188	\$ 60,000	\$ 71,238	\$ (638)	High	\$ 250,370	\$ 293,000
09-12-11-208-041	401	6/15/2022	\$ 368,000	0	\$ 900	\$ 60,000	\$ 73,600	\$ 382,546	\$ 60,000	\$ 76,509	\$ (2,909)	High	\$ 272,651	\$ 308,000
09-12-11-208-037	401	6/21/2021	\$ 315,000	0	\$ 900	\$ 60,000	\$ 63,000	\$ 345,567	\$ 60,000	\$ 69,113	\$ (6,113)	High	\$ 241,392	\$ 255,000
09-12-11-208-036	401	4/9/2021	\$ 295,000	0	\$ 900	\$ 60,000	\$ 59,000	\$ 345,567	\$ 60,000	\$ 69,113	\$ (10,113)	High	\$ 241,392	\$ 235,000
09-12-11-208-039	401	3/5/2021	\$ 309,900	0	\$ 900	\$ 60,000	\$ 61,980	\$ 341,232	\$ 60,000	\$ 68,246	\$ (6,266)	High	\$ 237,728	\$ 249,900
09-12-11-208-035	401	2/12/2020	\$ 289,900	0	\$ 900	\$ 60,000	\$ 57,980	\$ 360,415	\$ 60,000	\$ 72,083	\$ (14,103)	High	\$ 253,943	\$ 229,900

**ECF TABLE New Land \$ FF**

84	\$860
84	\$902
84	\$1,098
84	\$800
84	\$988
84	\$833
84	\$847
84	\$682
84	
84	\$876 AVERAGE
84	
84	\$ 900 2024 LV

PARCEL NUMBER	CLASS	LAST SALE	SALE PRICE	LAND FF	LAND \$ FF	LAND VALUE	LV 20% SP	MARKET VALUE	LAND VALUE	LV % MV	DIF LVSP V LVMV	LV High or Low?	BLDG BASE VAL	BLDG RSDL SALE
09-12-11-207-027	401	2/28/2023	\$ 245,000	57	\$ 900	\$ 61,797	\$ 49,000	\$ 207,319	\$ 61,797	\$ 41,464	\$ 7,536	Low	\$ 90,951	\$ 183,203
09-12-11-207-036	401	9/29/2022	\$ 275,000	61	\$ 900	\$ 62,393	\$ 55,000	\$ 213,748	\$ 62,393	\$ 42,750	\$ 12,250	Low	\$ 94,597	\$ 212,607
09-12-11-207-024	401	5/3/2022	\$ 335,000	61	\$ 900	\$ 62,592	\$ 67,000	\$ 215,630	\$ 62,592	\$ 43,126	\$ 23,874	Low	\$ 95,649	\$ 272,408
09-12-11-205-031	401	4/1/2022	\$ 240,000	60	\$ 900	\$ 60,891	\$ 48,000	\$ 205,168	\$ 60,891	\$ 41,034	\$ 6,966	Low	\$ 90,173	\$ 179,109
09-12-11-207-019	401	10/5/2021	\$ 326,000	66	\$ 900	\$ 59,680	\$ 65,200	\$ 209,766	\$ 59,680	\$ 41,953	\$ 23,247	Low	\$ 93,804	\$ 266,320
09-12-11-205-033	401	11/6/2020	\$ 250,000	60	\$ 900	\$ 55,768	\$ 50,000	\$ 207,677	\$ 55,768	\$ 41,535	\$ 8,465	Low	\$ 94,943	\$ 194,232
09-12-11-205-024	401	7/2/2020	\$ 250,000	59	\$ 900	\$ 60,954	\$ 50,000	\$ 253,944	\$ 60,954	\$ 50,789	\$ (789)	High	\$ 120,619	\$ 189,046
09-12-11-204-039	401	1/13/2020	\$ 245,500	72	\$ 900	\$ 58,989	\$ 49,100	\$ 301,754	\$ 58,989	\$ 60,351	\$ (11,251)	High	\$ 151,728	\$ 186,511







**ECFTABLE New Land \$ FF**

87 \$790

87

87 \$ 850 2024 LV

PARCEL NUMBER	CLASS	LAST SALE	SALE PRICE	LAND FF	LAND \$ FF	LAND VALUE	LV 20% SP	MARKET VALUE	LAND VALUE	LV % MV	DIF LVSP V LVMV	LV High or Low?	BLDG BASE VAL	BLDG RSDL SALE
09-12-10-201-028	401	9/29/2020	\$ 407,000	103	\$ 850	\$ 76,514	\$ 81,400	\$ 476,051	\$ 76,514	\$ 95,210	\$ (13,810)	High	\$ 357,368	\$ 330,486

ECF TABLE	LV 20% SP	PARCEL NUMBER	CLASS	LAST SALE	SALE PRICE	LAND FF	LAND \$ FF	LAND VALUE	LV 20% SP	MARKET VALUE	LAND VALUE	LV % MV	DIF LVSP V LVMV	LV High or Low?	BLDG BASE VAL	BLDG RSDL SALE
88	\$ 54,000	CLOVERLY VLG	09-12-10-304-022	401	3/13/2023	\$ 270,000	0 \$ 650	\$ 50,000	\$ 54,000	\$ 249,449	\$ 50,000	\$ 49,890	\$ 4,110	Low	\$ 199,449	\$ 220,000
88	\$ 58,100	CLOVERLY VLG	09-12-10-304-096	401	2/6/2023	\$ 290,500	0 \$ 650	\$ 50,000	\$ 58,100	\$ 249,449	\$ 50,000	\$ 49,890	\$ 8,210	Low	\$ 199,449	\$ 240,500
88	\$ 42,600	CLOVERLY VLG	09-12-10-304-042	401	11/7/2022	\$ 213,000	0 \$ 650	\$ 50,000	\$ 42,600	\$ 206,074	\$ 50,000	\$ 41,215	\$ 1,385	Low	\$ 156,074	\$ 163,000
88	\$ 42,600	CLOVERLY VLG	09-12-10-304-037	401	7/13/2022	\$ 213,000	0 \$ 650	\$ 50,000	\$ 42,600	\$ 212,942	\$ 50,000	\$ 42,588	\$ 12	Low	\$ 162,942	\$ 163,000
88	\$ 43,700	CLOVERLY VLG	09-12-10-304-075	401	7/12/2022	\$ 218,500	0 \$ 650	\$ 50,000	\$ 43,700	\$ 206,074	\$ 50,000	\$ 41,215	\$ 2,485	Low	\$ 156,074	\$ 168,500
88	\$ 41,400	CLOVERLY VLG	09-12-10-304-080	401	12/9/2021	\$ 207,000	0 \$ 650	\$ 50,000	\$ 41,400	\$ 206,074	\$ 50,000	\$ 41,215	\$ 185	Low	\$ 156,074	\$ 157,000
88	\$ 41,000	CLOVERLY VLG	09-12-10-304-043	401	11/23/2021	\$ 205,000	0 \$ 650	\$ 50,000	\$ 41,000	\$ 206,074	\$ 50,000	\$ 41,215	\$ (215)	High	\$ 156,074	\$ 155,000
88	\$ 50,000	CLOVERLY VLG	09-12-10-304-069	401	7/13/2021	\$ 250,000	0 \$ 650	\$ 50,000	\$ 50,000	\$ 249,449	\$ 50,000	\$ 49,890	\$ 110	Low	\$ 199,449	\$ 200,000
88	\$ 42,600	CLOVERLY VLG	09-12-10-304-049	401	2/25/2021	\$ 213,000	0 \$ 650	\$ 50,000	\$ 42,600	\$ 225,161	\$ 50,000	\$ 45,032	\$ (2,432)	High	\$ 175,161	\$ 163,000
88	\$ 37,500	CLOVERLY VLG	09-12-10-304-061	401	2/12/2021	\$ 187,500	0 \$ 650	\$ 50,000	\$ 37,500	\$ 225,161	\$ 50,000	\$ 45,032	\$ (7,532)	High	\$ 175,161	\$ 137,500
88	\$ 37,000	CLOVERLY VLG	09-12-10-304-034	401	1/4/2021	\$ 185,000	0 \$ 650	\$ 50,000	\$ 37,000	\$ 206,074	\$ 50,000	\$ 41,215	\$ (4,215)	High	\$ 156,074	\$ 135,000
88	\$ 47,600	CLOVERLY VLG	09-12-10-304-056	401	11/13/2020	\$ 238,000	0 \$ 650	\$ 50,000	\$ 47,600	\$ 249,449	\$ 50,000	\$ 49,890	\$ (2,290)	High	\$ 199,449	\$ 188,000
88	\$ 43,500	CLOVERLY VLG	09-12-10-304-097	401	9/2/2020	\$ 217,500	0 \$ 650	\$ 50,000	\$ 43,500	\$ 249,449	\$ 50,000	\$ 49,890	\$ (6,390)	High	\$ 199,449	\$ 167,500
	\$ 44,738	AVERAGE														
	\$ 42,600															

\$ 47,000 2024 LV

ECF TABLE	LV 20% SP	PARCEL NUMBER	CLASS	LAST SALE	SALE PRICE	LAND FF	LAND \$ FF	LAND VALUE	LV 22.5% SP	MARKET VALUE	LAND VALUE	LV % MV	DIF LVSP V LVMV	LV High or Low?	BLDG BASE VAL	BLDG RSDL SALE
88	\$ 45,059	STONE SCHOOL	09-12-10-303-150	401	11/30/2022	\$ 200,260	0 \$ 650	\$ 40,000	\$ 45,059	\$ 182,756	\$ 40,000	\$ 36,551	\$ 8,507	Low	\$ 142,756	\$ 160,260
88	\$ 36,225	STONE SCHOOL	09-12-10-303-171	401	10/25/2022	\$ 161,000	0 \$ 650	\$ 40,000	\$ 36,225	\$ 170,158	\$ 40,000	\$ 34,032	\$ 2,193	Low	\$ 130,158	\$ 121,000
88	\$ 40,583	STONESCHOOL	09-12-10-303-151	401	10/24/2022	\$ 180,370	0 \$ 650	\$ 40,000	\$ 40,583	\$ 170,158	\$ 40,000	\$ 34,032	\$ 6,552	Low	\$ 130,158	\$ 140,370
88	\$ 34,380	STONE SCHOOL	09-12-10-303-154	401	8/12/2022	\$ 152,800	0 \$ 650	\$ 40,000	\$ 34,380	\$ 170,158	\$ 40,000	\$ 34,032	\$ 348	Low	\$ 130,158	\$ 112,800
88	\$ 47,250	STONE SCHOOL	09-12-10-303-138	401	3/30/2022	\$ 210,000	0 \$ 650	\$ 40,000	\$ 47,250	\$ 170,158	\$ 40,000	\$ 34,032	\$ 13,218	Low	\$ 130,158	\$ 170,000
88	\$ 37,575	STONE SCHOOL	09-12-10-303-160	401	9/15/2021	\$ 167,000	0 \$ 650	\$ 40,000	\$ 37,575	\$ 170,158	\$ 40,000	\$ 34,032	\$ 3,543	Low	\$ 130,158	\$ 127,000
88	\$ 35,775	STONE SCHOOL	09-12-10-303-180	401	9/4/2020	\$ 159,000	0 \$ 650	\$ 40,000	\$ 35,775	\$ 182,756	\$ 40,000	\$ 36,551	\$ (776)	High	\$ 142,756	\$ 119,000
88	\$ 55,688	STONE SCHOOL	09-12-10-304-084	401	8/18/2020	\$ 247,500	0 \$ 650	\$ 50,000	\$ 55,688	\$ 249,449	\$ 50,000	\$ 49,890	\$ 5,798	Low	\$ 199,449	\$ 197,500
88	\$ 36,000	STONE SCHOOL	09-12-10-303-145	401	6/30/2020	\$ 160,000	0 \$ 650	\$ 40,000	\$ 36,000	\$ 170,158	\$ 40,000	\$ 34,032	\$ 1,968	Low	\$ 130,158	\$ 120,000
88																
88	\$ 40,948	AVERAGE														
88	\$ 37,575	MEDIAN														
88	all															
88																
88	\$ 40,000	2024 LV														

ECF TABLE	New Land \$ FF	PARCEL NUMBER	CLASS	LAST SALE	SALE PRICE	LAND FF	LAND \$ FF	LAND VALUE	LV 20% SP	MARKET VALUE	LAND VALUE	LV % MV	DIF LVSP V LVMV	LV High or Low?	BLDG BASE VAL	BLDG RSDL SALE
88	\$554	09-12-10-302-071	401	4/27/2023	\$ 205,000	74	\$ 650	\$ 39,599	\$ 41,000	\$ 156,954	\$ 39,599	\$ 31,391	\$ 9,609	Low	\$ 67,060	\$ 165,401
88	\$814	09-12-10-203-006	401	3/24/2023	\$ 285,000	70	\$ 650	\$ 89,636	\$ 57,000	\$ 278,890	\$ 89,636	\$ 55,778	\$ 1,222	Low	\$ 108,145	\$ 195,364
88	\$563	09-12-10-303-011	401	2/27/2023	\$ 225,000	80	\$ 650	\$ 41,447	\$ 45,000	\$ 204,505	\$ 41,447	\$ 40,901	\$ 4,099	Low	\$ 93,176	\$ 183,553
88	\$625	09-12-10-303-097	401	12/30/2022	\$ 218,900	70	\$ 650	\$ 41,180	\$ 43,780	\$ 180,303	\$ 41,180	\$ 36,061	\$ 7,719	Low	\$ 79,499	\$ 177,720
88	\$710	09-12-10-301-023	401	9/27/2022	\$ 238,000	67	\$ 650	\$ 39,039	\$ 47,600	\$ 181,920	\$ 39,039	\$ 36,384	\$ 11,216	Low	\$ 81,646	\$ 198,961
88	\$833	09-12-10-303-116	401	9/23/2022	\$ 250,000	60	\$ 650	\$ 39,000	\$ 50,000	\$ 231,325	\$ 39,000	\$ 46,265	\$ 3,735	Low	\$ 109,900	\$ 211,000
88	\$509	09-12-10-302-052	401	9/15/2022	\$ 203,500	80	\$ 650	\$ 41,310	\$ 40,700	\$ 158,665	\$ 41,310	\$ 31,733	\$ 8,967	Low	\$ 67,060	\$ 162,190
88	\$678	09-12-10-303-117	401	9/15/2022	\$ 203,400	60	\$ 650	\$ 39,000	\$ 40,680	\$ 155,846	\$ 39,000	\$ 31,169	\$ 9,511	Low	\$ 66,769	\$ 164,400
88	\$730	09-12-10-301-008	401	8/19/2022	\$ 219,000	60	\$ 650	\$ 39,000	\$ 43,800	\$ 152,159	\$ 39,000	\$ 30,432	\$ 13,368	Low	\$ 64,662	\$ 180,000
88	\$651	09-12-10-302-047	401	8/11/2022	\$ 214,900	66	\$ 650	\$ 38,776	\$ 42,980	\$ 160,898	\$ 38,776	\$ 32,180	\$ 10,800	Low	\$ 69,784	\$ 176,124
88	\$631	09-12-10-303-104	401	8/10/2022	\$ 221,000	70	\$ 650	\$ 43,374	\$ 44,200	\$ 192,843	\$ 43,374	\$ 38,569	\$ 5,631	Low	\$ 85,411	\$ 177,626
88	\$560	09-12-10-302-042	401	7/27/2022	\$ 224,000	80	\$ 650	\$ 39,989	\$ 44,800	\$ 173,082	\$ 39,989	\$ 34,616	\$ 10,184	Low	\$ 76,053	\$ 184,011
88	\$738	09-12-10-301-002	401	6/24/2022	\$ 225,000	61	\$ 650	\$ 39,450	\$ 45,000	\$ 199,239	\$ 39,450	\$ 39,848	\$ 5,152	Low	\$ 91,308	\$ 185,550
88	\$617	09-12-10-301-010	401	5/27/2022	\$ 185,000	60	\$ 650	\$ 39,000	\$ 37,000	\$ 189,735	\$ 39,000	\$ 37,947	\$ (947)	High	\$ 86,134	\$ 146,000

88	\$579	09-12-10-301-015	401	5/13/2022	\$	220,000	76	\$	650	\$	41,091	\$	44,000	\$	181,830	\$	41,091	\$	36,366	\$	7,634	Low	\$	80,422	\$	178,909
88	\$750	09-12-10-302-031	401	4/11/2022	\$	240,000	64	\$	650	\$	38,754	\$	48,000	\$	159,163	\$	38,754	\$	31,833	\$	16,167	Low	\$	68,805	\$	201,246
88	\$419	09-12-10-303-059	401	2/4/2022	\$	130,000	62	\$	650	\$	39,578	\$	26,000	\$	152,737	\$	39,578	\$	30,547	\$	(4,547)	High	\$	64,662	\$	90,422
88	\$469	09-12-10-301-029	401	1/21/2022	\$	187,500	80	\$	650	\$	42,041	\$	37,500	\$	168,888	\$	42,041	\$	33,778	\$	3,722	Low	\$	72,484	\$	145,459
88	\$638	09-12-10-201-116	401	12/23/2021	\$	233,000	73	\$	650	\$	114,575	\$	46,600	\$	297,655	\$	114,575	\$	59,531	\$	(12,931)	High	\$	104,617	\$	118,425
88	\$540	09-12-10-303-012	401	12/20/2021	\$	181,000	67	\$	650	\$	39,463	\$	36,200	\$	223,210	\$	39,463	\$	44,642	\$	(8,442)	High	\$	104,998	\$	141,537
88	\$508	09-12-10-303-048	401	12/8/2021	\$	160,000	63	\$	650	\$	37,585	\$	32,000	\$	150,744	\$	37,585	\$	30,149	\$	1,851	Low	\$	64,662	\$	122,415
88	\$467	09-12-10-302-083	401	12/1/2021	\$	140,000	60	\$	650	\$	39,000	\$	28,000	\$	152,477	\$	39,000	\$	30,495	\$	(2,495)	High	\$	64,844	\$	101,000
88	\$505	09-12-10-301-031	401	10/27/2021	\$	189,500	75	\$	650	\$	40,221	\$	37,900	\$	173,314	\$	40,221	\$	34,663	\$	3,237	Low	\$	76,053	\$	149,279
88	\$493	09-12-10-302-032	401	9/22/2021	\$	180,000	73	\$	650	\$	41,830	\$	36,000	\$	171,218	\$	41,830	\$	34,244	\$	1,756	Low	\$	73,936	\$	138,170
88	\$606	09-12-10-303-061	401	9/20/2021	\$	242,500	80	\$	650	\$	40,221	\$	48,500	\$	209,380	\$	40,221	\$	41,876	\$	6,624	Low	\$	96,662	\$	202,279
88	\$462	09-12-10-302-081	401	9/3/2021	\$	164,000	71	\$	650	\$	40,859	\$	32,800	\$	158,214	\$	40,859	\$	31,643	\$	1,157	Low	\$	67,060	\$	123,141
88	\$573	09-12-10-301-026	401	8/13/2021	\$	209,000	73	\$	650	\$	40,560	\$	41,800	\$	176,924	\$	40,560	\$	35,385	\$	6,415	Low	\$	77,922	\$	168,440
88	\$381	09-12-10-302-021	401	7/13/2021	\$	160,000	84	\$	650	\$	41,784	\$	32,000	\$	184,066	\$	41,784	\$	36,813	\$	(4,813)	High	\$	81,304	\$	118,216
88	\$833	09-12-10-302-017	401	7/7/2021	\$	250,000	60	\$	650	\$	39,445	\$	50,000	\$	194,656	\$	39,445	\$	38,931	\$	11,069	Low	\$	88,692	\$	210,555
88	\$600	09-12-10-301-011	401	6/21/2021	\$	204,000	68	\$	650	\$	39,989	\$	40,800	\$	158,000	\$	39,989	\$	31,600	\$	9,200	Low	\$	67,435	\$	164,011
88	\$467	09-12-10-303-062	401	5/19/2021	\$	210,000	90	\$	650	\$	40,780	\$	42,000	\$	170,168	\$	40,780	\$	34,034	\$	7,966	Low	\$	73,936	\$	169,220
88	\$595	09-12-10-303-015	401	4/15/2021	\$	208,100	70	\$	650	\$	40,221	\$	41,620	\$	221,225	\$	40,221	\$	44,245	\$	(2,625)	High	\$	103,431	\$	167,879
88	\$532	09-12-10-303-065	401	2/19/2021	\$	170,250	64	\$	650	\$	38,825	\$	34,050	\$	155,158	\$	38,825	\$	31,032	\$	3,018	Low	\$	66,476	\$	131,425
88	\$574	09-12-10-201-022	401	11/18/2020	\$	247,000	86	\$	650	\$	96,474	\$	49,400	\$	267,692	\$	96,474	\$	53,538	\$	(4,138)	High	\$	97,839	\$	150,526
88	\$398	09-12-10-303-039	401	11/13/2020	\$	165,000	83	\$	650	\$	41,262	\$	33,000	\$	156,398	\$	41,262	\$	31,280	\$	1,720	Low	\$	65,792	\$	123,738
88	\$634	09-12-10-204-012	401	11/3/2020	\$	222,000	70	\$	650	\$	89,324	\$	44,400	\$	303,605	\$	89,324	\$	60,721	\$	(16,321)	High	\$	122,446	\$	132,676
88	\$454	09-12-10-304-009	401	10/30/2020	\$	174,900	77	\$	650	\$	41,397	\$	34,980	\$	178,823	\$	41,397	\$	35,765	\$	(785)	High	\$	78,529	\$	133,503
88	\$500	09-12-10-303-112	401	9/16/2020	\$	150,000	60	\$	650	\$	39,000	\$	30,000	\$	168,301	\$	39,000	\$	33,660	\$	(3,660)	High	\$	73,886	\$	111,000
88	\$474	09-12-10-303-055	401	7/22/2020	\$	161,000	68	\$	650	\$	39,922	\$	32,200	\$	155,515	\$	39,922	\$	31,103	\$	1,097	Low	\$	66,053	\$	121,078
88	\$498	09-12-10-302-059	401	6/30/2020	\$	157,000	63	\$	650	\$	38,703	\$	31,400	\$	156,872	\$	38,703	\$	31,374	\$	26	Low	\$	67,525	\$	118,297
88	\$529	09-12-10-302-024	401	6/24/2020	\$	185,000	70	\$	650	\$	42,603	\$	37,000	\$	179,422	\$	42,603	\$	35,884	\$	1,116	Low	\$	78,182	\$	142,397
88	\$500	09-12-10-303-029	401	5/1/2020	\$	170,000	68	\$	650	\$	43,270	\$	34,000	\$	160,321	\$	43,270	\$	32,064	\$	1,936	Low	\$	66,886	\$	126,730

88  
88 \$617 AVERAGE

88 \$621

88


88

88 current

88 \$ 650 2024 LV

ECF TABLE	New Land \$	FF	PARCEL NUMBER	CLASS	LAST SALE	SALE PRICE	LAND FF	LAND \$	FF	LAND VALUE	LV 20% SP	MARKET VALUE	LAND VALUE	LV % MV	DIF LVSP V LVMV	LV High or Low?	BLDG BASE VAL	BLDG RSDL SALE
90	\$1,065		09-12-09-109-029	401	4/11/2023	\$ 495,000	93	\$	1,600	\$ 121,012	\$ 99,000	\$ 470,380	\$ 121,012	\$ 94,076	\$ 4,924	Low	\$ 225,399	\$ 373,988
90	\$1,014		09-12-09-100-032	401	12/22/2022	\$ 360,000	71	\$	1,600	\$ 114,995	\$ 72,000	\$ 360,825	\$ 114,995	\$ 72,165	\$ (165)	High	\$ 158,600	\$ 245,005
90	\$1,314		09-12-04-408-030	401	10/5/2022	\$ 460,000	70	\$	1,600	\$ 111,051	\$ 92,000	\$ 375,507	\$ 111,051	\$ 75,101	\$ 16,899	Low	\$ 170,617	\$ 348,949
90	\$1,692		09-12-09-104-030	401	9/13/2022	\$ 549,900	65	\$	1,600	\$ 111,257	\$ 109,980	\$ 399,143	\$ 111,257	\$ 79,829	\$ 30,151	Low	\$ 185,733	\$ 438,643
90	\$1,429		09-12-09-104-027	401	7/15/2022	\$ 500,000	70	\$	1,600	\$ 112,000	\$ 100,000	\$ 415,262	\$ 112,000	\$ 83,052	\$ 16,948	Low	\$ 195,653	\$ 388,000
90	\$1,785		09-12-09-108-026	401	6/29/2022	\$ 580,000	65	\$	1,600	\$ 109,417	\$ 116,000	\$ 422,040	\$ 109,417	\$ 84,408	\$ 31,592	Low	\$ 201,692	\$ 470,583
90	\$1,275		09-12-09-105-001	401	6/24/2022	\$ 510,000	80	\$	1,600	\$ 115,974	\$ 102,000	\$ 381,963	\$ 115,974	\$ 76,393	\$ 25,607	Low	\$ 171,606	\$ 394,026
90	\$1,403		09-12-09-102-028	401	6/21/2022	\$ 470,000	67	\$	1,600	\$ 112,112	\$ 94,000	\$ 400,424	\$ 112,112	\$ 80,085	\$ 13,915	Low	\$ 186,008	\$ 357,888
90	\$1,155		09-12-09-105-033	401	6/21/2022	\$ 433,000	75	\$	1,600	\$ 122,034	\$ 86,600	\$ 380,943	\$ 122,034	\$ 76,189	\$ 10,411	Low	\$ 167,038	\$ 310,966
90	\$1,129		09-12-09-102-008	401	6/17/2022	\$ 395,000	70	\$	1,600	\$ 112,000	\$ 79,000	\$ 406,886	\$ 112,000	\$ 81,377	\$ (2,377)	High	\$ 190,249	\$ 283,000
90	\$1,642		09-12-04-405-006	401	5/26/2022	\$ 550,000	67	\$	1,600	\$ 109,108	\$ 110,000	\$ 384,789	\$ 109,108	\$ 76,958	\$ 33,042	Low	\$ 177,859	\$ 440,892
90	\$1,358		09-12-09-108-058	401	12/20/2021	\$ 550,000	81	\$	1,600	\$ 113,328	\$ 110,000	\$ 545,914	\$ 113,328	\$ 109,183	\$ 817	Low	\$ 279,088	\$ 436,672
90	\$943		09-12-09-102-047	401	11/19/2021	\$ 415,000	88	\$	1,600	\$ 119,137	\$ 83,000	\$ 448,162	\$ 119,137	\$ 89,632	\$ (6,632)	High	\$ 212,274	\$ 295,863
90	\$1,133		09-12-04-404-024	401	10/25/2021	\$ 425,000	75	\$	1,600	\$ 117,936	\$ 85,000	\$ 394,371	\$ 117,936	\$ 78,874	\$ 6,126	Low	\$ 178,345	\$ 307,064
90	\$901		09-12-04-409-007	401	8/26/2021	\$ 401,000	89	\$	1,600	\$ 115,692	\$ 80,200	\$ 376,126	\$ 115,692	\$ 75,225	\$ 4,975	Low	\$ 168,022	\$ 285,308
90	\$1,131		09-12-09-109-017	401	8/23/2021	\$ 396,000	70	\$	1,600	\$ 117,267	\$ 79,200	\$ 464,025	\$ 117,267	\$ 92,805	\$ (13,605)	High	\$ 223,715	\$ 278,733
90	\$1,219		09-12-04-408-039	401	7/28/2021	\$ 384,000	63	\$	1,600	\$ 109,847	\$ 76,800	\$ 362,480	\$ 109,847	\$ 72,496	\$ 4,304	Low	\$ 162,989	\$ 274,153
90	\$1,153		09-12-04-407-004	401	7/16/2021	\$ 415,000	72	\$	1,600	\$ 108,600	\$ 83,000	\$ 387,540	\$ 108,600	\$ 77,508	\$ 5,492	Low	\$ 179,961	\$ 306,400
90	\$1,245		09-12-04-408-032	401	6/25/2021	\$ 404,500	65	\$	1,600	\$ 109,417	\$ 80,900	\$ 369,079	\$ 109,417	\$ 73,816	\$ 7,084	Low	\$ 167,524	\$ 295,083
90	\$1,200		09-12-04-405-021	401	6/22/2021	\$ 420,000	70	\$	1,600	\$ 113,807	\$ 84,000	\$ 473,905	\$ 113,807	\$ 94,781	\$ (10,781)	High	\$ 232,321	\$ 306,193
90	\$1,138		09-12-09-102-020	401	6/15/2021	\$ 438,000	77	\$	1,600	\$ 111,775	\$ 87,600	\$ 417,792	\$ 111,775	\$ 83,558	\$ 4,042	Low	\$ 197,430	\$ 326,225
90	\$828		09-12-09-105-018	401	6/11/2021	\$ 385,200	93	\$	1,600	\$ 114,074	\$ 77,040	\$ 395,743	\$ 114,074	\$ 79,149	\$ (2,109)	High	\$ 181,722	\$ 271,126
90	\$1,231		09-12-09-106-013	401	5/24/2021	\$ 412,500	67	\$	1,600	\$ 114,170	\$ 82,500	\$ 396,856	\$ 114,170	\$ 79,371	\$ 3,129	Low	\$ 182,378	\$ 298,330
90	\$1,233		09-12-09-108-014	401	5/11/2021	\$ 370,000	60	\$	1,600	\$ 109,490	\$ 74,000	\$ 427,073	\$ 109,490	\$ 85,415	\$ (11,415)	High	\$ 204,892	\$ 260,510
90	\$825		09-12-04-405-002	401	5/10/2021	\$ 421,000	102	\$	1,600	\$ 118,021	\$ 84,200	\$ 425,933	\$ 118,021	\$ 85,187	\$ (987)	High	\$ 198,653	\$ 302,979
90	\$1,262		09-12-09-106-011	401	5/3/2021	\$ 422,750	67	\$	1,600	\$ 115,306	\$ 84,550	\$ 386,947	\$ 115,306	\$ 77,389	\$ 7,161	Low	\$ 175,252	\$ 307,444
90	\$966		09-12-09-109-005	401	4/30/2021	\$ 420,000	87	\$	1,600	\$ 121,490	\$ 84,000	\$ 471,282	\$ 121,490	\$ 94,256	\$ (10,256)	High	\$ 225,672	\$ 298,510
90	\$1,059		09-12-04-404-021	401	3/24/2021	\$ 413,016	78	\$	1,600	\$ 115,573	\$ 82,603	\$ 385,736	\$ 115,573	\$ 77,147	\$ 5,456	Low	\$ 174,299	\$ 297,443
90	\$1,005		09-12-09-104-011	401	3/5/2021	\$ 437,000	87	\$	1,600	\$ 115,580	\$ 87,400	\$ 474,444	\$ 115,580	\$ 94,889	\$ (7,489)	High	\$ 231,525	\$ 321,420
90	\$1,269		09-12-09-104-021	401	2/5/2021	\$ 425,000	67	\$	1,600	\$ 111,023	\$ 85,000	\$ 426,039	\$ 111,023	\$ 85,208	\$ (208)	High	\$ 203,236	\$ 313,977
90	\$1,034		09-12-09-102-034	401	1/8/2021	\$ 393,000	76	\$	1,600	\$ 116,049	\$ 78,600	\$ 395,395	\$ 116,049	\$ 79,079	\$ (479)	High	\$ 180,223	\$ 276,951
90	\$909		09-12-09-105-015	401	12/11/2020	\$ 299,900	66	\$	1,600	\$ 110,131	\$ 59,980	\$ 352,472	\$ 110,131	\$ 70,494	\$ (10,514)	High	\$ 156,349	\$ 189,769
90	\$788		09-12-09-105-011	401	12/2/2020	\$ 315,100	80	\$	1,600	\$ 118,970	\$ 63,020	\$ 419,103	\$ 118,970	\$ 83,821	\$ (20,801)	High	\$ 193,634	\$ 196,130
90	\$1,343		09-12-09-106-007	401	10/19/2020	\$ 470,000	70	\$	1,600	\$ 112,918	\$ 94,000	\$ 454,668	\$ 112,918	\$ 90,934	\$ 3,066	Low	\$ 220,484	\$ 357,082
90	\$1,127		09-12-04-410-002	401	10/6/2020	\$ 338,000	60	\$	1,600	\$ 108,600	\$ 67,600	\$ 437,921	\$ 108,600	\$ 87,584	\$ (19,984)	High	\$ 212,465	\$ 229,400
90	\$531		09-12-09-100-031	401	10/6/2020	\$ 255,000	96	\$	1,600	\$ 121,415	\$ 51,000	\$ 321,700	\$ 121,415	\$ 64,340	\$ (13,340)	High	\$ 129,216	\$ 133,585
90	\$1,006		09-12-09-109-012	401	9/16/2020	\$ 342,000	68	\$	1,600	\$ 105,069	\$ 68,400	\$ 373,411	\$ 105,069	\$ 74,682	\$ (6,282)	High	\$ 173,124	\$ 236,931
90	\$1,119		09-12-09-104-020	401	8/31/2020	\$ 374,900	67	\$	1,600	\$ 111,023	\$ 74,980	\$ 373,973	\$ 111,023	\$ 74,795	\$ 185	Low	\$ 169,645	\$ 263,877
90	\$1,332		09-12-09-102-059	401	7/17/2020	\$ 539,501	81	\$	1,600	\$ 121,374	\$ 107,900	\$ 537,425	\$ 121,374	\$ 107,485	\$ 415	Low	\$ 268,420	\$ 418,127
90	\$867		09-12-09-108-021	401	7/17/2020	\$ 325,000	75	\$	1,600	\$ 111,799	\$ 65,000	\$ 341,709	\$ 111,799	\$ 68,342	\$ (3,342)	High	\$ 148,329	\$ 213,201
90	\$1,155		09-12-09-102-015	401	7/15/2020	\$ 358,000	62	\$	1,600	\$ 109,314	\$ 71,600	\$ 457,897	\$ 109,314	\$ 91,579	\$ (19,979)	High	\$ 224,892	\$ 248,686
90	\$748		09-12-09-109-036	401	7/13/2020	\$ 385,000	103	\$	1,600	\$ 115,471	\$ 77,000	\$ 486,240	\$ 115,471	\$ 97,248	\$ (20,248)	High	\$ 239,206	\$ 269,529
90	\$860		09-12-09-103-002	401	7/10/2020	\$ 430,000	100	\$	1,600	\$ 118,206	\$ 86,000	\$ 399,647	\$ 118,206	\$ 79,929	\$ 6,071	Low	\$ 181,575	\$ 311,794
90	\$1,228		09-12-04-408-054	401	4/17/2020	\$ 399,000	65	\$	1,600	\$ 112,133	\$ 79,800	\$ 430,732	\$ 112,133	\$ 86,146	\$ (6,346)	High	\$ 205,548	\$ 286,867
90	\$1,217		09-12-04-409-003	401	4/10/2020	\$ 365,000	60	\$	1,600	\$ 109,314	\$ 73,000	\$ 370,207	\$ 109,314	\$ 74,041	\$ (1,041)	High	\$ 168,318	\$ 255,686
90	\$980		09-12-09-105-006	401	3/19/2020	\$ 333,333	68	\$	1,600	\$ 113,149	\$ 66,667	\$ 385,574	\$ 113,149	\$ 77,115	\$ (10,448)	High	\$ 175,758	\$ 220,184
90	\$855		09-12-09-109-009	401	3/5/2020	\$ 325,000	76	\$	1,600	\$ 114,791	\$ 65,000	\$ 377,874	\$ 114,791	\$ 75,575	\$ (10,575)	High	\$ 169,731	\$ 210,209
90	\$1,149		09-12-09-103-003	401	1/30/2020	\$ 385,000	67	\$	1,600	\$ 116,090	\$ 77,000	\$ 390,592	\$ 116,090	\$ 78,118	\$ (1,118)	High	\$ 177,098	\$ 268,910

90  
90 \$1,310  
90 \$1,295  
90  
90  
90 current  
90 \$ 1,300 2024 LV



ECFTABLE	LV 20% SP	PARCEL NUMBER	CLASS	LAST SALE	SALE PRICE	LAND FF	LAND \$ FF	LAND VALUE	LV 20% SP	MARKET VALUE	LAND VALUE	LV % MV	DIF LVSP V LVMV	LV High or Low?	BLDG BASE VAL	BLDG RSDL SALE
92	\$57,000	09-12-09-104-064	401	4/26/2023	\$ 285,000	0	\$ -	\$ 55,000	\$ 57,000	\$ 290,320	\$ 55,000	\$ 58,064	\$ (1,064)	High	\$ 137,614	\$ 230,000
92	\$50,730	09-12-09-104-066	401	4/12/2023	\$ 253,650	0	\$ -	\$ 55,000	\$ 50,730	\$ 294,108	\$ 55,000	\$ 58,822	\$ (8,092)	High	\$ 139,829	\$ 198,650
92	\$53,000	09-12-09-104-096	401	2/10/2023	\$ 265,000	0	\$ -	\$ 55,000	\$ 53,000	\$ 290,320	\$ 55,000	\$ 58,064	\$ (5,064)	High	\$ 137,614	\$ 210,000
92	\$62,433	09-12-09-104-105	401	5/6/2022	\$ 312,165	0	\$ -	\$ 55,000	\$ 62,433	\$ 294,217	\$ 55,000	\$ 58,843	\$ 3,590	Low	\$ 139,893	\$ 257,165
92	\$51,800	09-12-09-104-104	401	7/9/2021	\$ 259,000	0	\$ -	\$ 55,000	\$ 51,800	\$ 290,320	\$ 55,000	\$ 58,064	\$ (6,264)	High	\$ 137,614	\$ 204,000
92	\$54,000	09-12-09-104-101	401	7/8/2021	\$ 270,000	0	\$ -	\$ 55,000	\$ 54,000	\$ 294,277	\$ 55,000	\$ 58,855	\$ (4,855)	High	\$ 139,928	\$ 215,000
92	\$44,000	09-12-09-104-094	401	2/12/2021	\$ 220,000	0	\$ -	\$ 55,000	\$ 44,000	\$ 290,320	\$ 55,000	\$ 58,064	\$ (14,064)	High	\$ 137,614	\$ 165,000
92	\$74,200	09-12-09-104-038	401	1/27/2021	\$ 371,000	0	\$ -	\$ 55,000	\$ 74,200	\$ 372,190	\$ 55,000	\$ 74,438	\$ (238)	High	\$ 185,491	\$ 316,000
92	\$45,000	09-12-09-104-057	401	8/19/2020	\$ 225,000	0	\$ -	\$ 55,000	\$ 45,000	\$ 295,036	\$ 55,000	\$ 59,007	\$ (14,007)	High	\$ 140,372	\$ 170,000
92	\$45,000	09-12-09-104-076	401	5/15/2020	\$ 225,000	0	\$ -	\$ 55,000	\$ 45,000	\$ 290,320	\$ 55,000	\$ 58,064	\$ (13,064)	High	\$ 137,614	\$ 170,000
92	\$35,000	09-12-09-104-081	401	2/21/2020	\$ 175,000	0	\$ -	\$ 55,000	\$ 35,000	\$ 294,814	\$ 55,000	\$ 58,963	\$ (23,963)	High	\$ 140,242	\$ 120,000
92	\$52,015	AVERAGE														
92	\$51,800	MEDIAN														
92	\$55,791	STNDRD DEV														
92	\$55,000	AVERAGE														
92	current															
92	\$ 55,000	2024 LV														

ECFTABLE	LV 20% SP	PARCEL NUMBER	CLASS	LAST SALE	SALE PRICE	LAND FF	LAND \$ FF	LAND VALUE	LV 20% SP	MARKET VALUE	LAND VALUE	LV % MV	DIF LVSP V LVMV	LV High or Low?	BLDG BASE VAL	BLDG RSDL SALE
93	\$55,000	09-12-04-403-031	401	5/22/2023	\$ 275,000	0	\$ -	\$ 45,500	\$ 55,000	\$ 275,716	\$ 45,500	\$ 55,143	\$ (143)	High	\$ 122,390	\$ 229,500
93	\$54,400	09-12-04-405-187	401	5/19/2023	\$ 272,000	0	\$ -	\$ 45,500	\$ 54,400	\$ 224,302	\$ 45,500	\$ 44,860	\$ 9,540	Low	\$ 95,057	\$ 226,500
93	\$57,400	09-12-04-403-028	401	5/16/2023	\$ 287,000	0	\$ -	\$ 45,500	\$ 57,400	\$ 267,926	\$ 45,500	\$ 53,585	\$ 3,815	Low	\$ 118,249	\$ 241,500
93	\$52,200	09-12-04-405-231	401	3/31/2023	\$ 261,000	0	\$ -	\$ 45,500	\$ 52,200	\$ 215,804	\$ 45,500	\$ 43,161	\$ 9,039	Low	\$ 90,539	\$ 215,500
93	\$44,420	09-12-04-404-028	401	2/3/2023	\$ 222,100	0	\$ -	\$ 45,500	\$ 44,420	\$ 273,244	\$ 45,500	\$ 54,649	\$ (10,229)	High	\$ 121,076	\$ 176,600
93	\$44,900	09-12-04-404-085	401	1/17/2023	\$ 224,500	0	\$ -	\$ 45,500	\$ 44,900	\$ 267,926	\$ 45,500	\$ 53,585	\$ (8,685)	High	\$ 118,249	\$ 179,000
93	\$57,800	09-12-04-404-035	401	11/18/2022	\$ 289,000	0	\$ -	\$ 45,500	\$ 57,800	\$ 294,938	\$ 45,500	\$ 58,988	\$ (1,188)	High	\$ 132,609	\$ 243,500
93	\$43,000	09-12-04-405-161	401	10/25/2022	\$ 215,000	0	\$ -	\$ 45,500	\$ 43,000	\$ 215,804	\$ 45,500	\$ 43,161	\$ (161)	High	\$ 90,539	\$ 169,500
93	\$50,700	09-12-04-405-235	401	10/17/2022	\$ 253,500	0	\$ -	\$ 45,500	\$ 50,700	\$ 224,302	\$ 45,500	\$ 44,860	\$ 5,840	Low	\$ 95,057	\$ 208,000
93	\$51,980	09-12-04-403-039	401	9/27/2022	\$ 259,900	0	\$ -	\$ 45,500	\$ 51,980	\$ 275,716	\$ 45,500	\$ 55,143	\$ (3,163)	High	\$ 122,390	\$ 214,400
93	\$37,800	09-12-04-405-198	401	9/13/2022	\$ 189,000	0	\$ -	\$ 45,500	\$ 37,800	\$ 215,804	\$ 45,500	\$ 43,161	\$ (5,361)	High	\$ 90,539	\$ 143,500
93	\$52,000	09-12-04-405-238	401	9/6/2022	\$ 260,000	0	\$ -	\$ 45,500	\$ 52,000	\$ 219,827	\$ 45,500	\$ 43,965	\$ 8,035	Low	\$ 92,678	\$ 214,500
93	\$43,000	09-12-04-405-121	401	7/12/2022	\$ 215,000	0	\$ -	\$ 45,500	\$ 43,000	\$ 207,535	\$ 45,500	\$ 41,507	\$ 1,493	Low	\$ 86,143	\$ 169,500
93	\$54,000	09-12-04-404-064	401	7/6/2022	\$ 270,000	0	\$ -	\$ 45,500	\$ 54,000	\$ 283,087	\$ 45,500	\$ 56,617	\$ (2,617)	High	\$ 126,309	\$ 224,500
93	\$53,517	09-12-04-405-221	401	5/27/2022	\$ 267,585	0	\$ -	\$ 45,500	\$ 53,517	\$ 222,863	\$ 45,500	\$ 44,573	\$ 8,944	Low	\$ 94,292	\$ 222,085
93	\$48,200	09-12-04-405-186	401	5/13/2022	\$ 241,000	0	\$ -	\$ 45,500	\$ 48,200	\$ 215,804	\$ 45,500	\$ 43,161	\$ 5,039	Low	\$ 90,539	\$ 195,500
93	\$52,400	09-12-04-404-043	401	5/11/2022	\$ 262,000	0	\$ -	\$ 45,500	\$ 52,400	\$ 271,233	\$ 45,500	\$ 54,247	\$ (1,847)	High	\$ 120,007	\$ 216,500
93	\$52,600	09-12-04-405-222	401	5/9/2022	\$ 263,000	0	\$ -	\$ 45,500	\$ 52,600	\$ 215,804	\$ 45,500	\$ 43,161	\$ 9,439	Low	\$ 90,539	\$ 217,500
93	\$37,000	09-12-04-405-230	401	4/29/2022	\$ 185,000	0	\$ -	\$ 45,500	\$ 37,000	\$ 219,827	\$ 45,500	\$ 43,965	\$ (6,965)	High	\$ 92,678	\$ 139,500
93	\$48,200	09-12-04-405-182	401	4/19/2022	\$ 241,000	0	\$ -	\$ 45,500	\$ 48,200	\$ 224,302	\$ 45,500	\$ 44,860	\$ 3,340	Low	\$ 95,057	\$ 195,500
93	\$51,000	09-12-04-404-061	401	4/14/2022	\$ 255,000	0	\$ -	\$ 45,500	\$ 51,000	\$ 269,482	\$ 45,500	\$ 53,896	\$ (2,896)	High	\$ 119,076	\$ 209,500
93	\$44,700	09-12-04-405-183	401	3/30/2022	\$ 223,500	0	\$ -	\$ 45,500	\$ 44,700	\$ 215,804	\$ 45,500	\$ 43,161	\$ 1,539	Low	\$ 90,539	\$ 178,000
93	\$47,500	09-12-04-405-203	401	3/28/2022	\$ 237,500	0	\$ -	\$ 45,500	\$ 47,500	\$ 219,827	\$ 45,500	\$ 43,965	\$ 3,535	Low	\$ 92,678	\$ 192,000
93	\$52,600	09-12-04-404-036	401	3/15/2022	\$ 263,000	0	\$ -	\$ 45,500	\$ 52,600	\$ 271,233	\$ 45,500	\$ 54,247	\$ (1,647)	High	\$ 120,007	\$ 217,500
93	\$52,500	09-12-04-405-229	401	3/9/2022	\$ 262,501	0	\$ -	\$ 45,500	\$ 52,500	\$ 224,302	\$ 45,500	\$ 44,860	\$ 7,640	Low	\$ 95,057	\$ 217,001
93	\$53,000	09-12-04-403-037	401	9/27/2021	\$ 265,000	0	\$ -	\$ 45,500	\$ 53,000	\$ 311,524	\$ 45,500	\$ 62,305	\$ (9,305)	High	\$ 141,427	\$ 219,500
93	\$35,000	09-12-04-405-055	401	9/20/2021	\$ 175,000	0	\$ -	\$ 45,500	\$ 35,000	\$ 178,120	\$ 45,500	\$ 35,624	\$ (624)	High	\$ 70,505	\$ 129,500
93	\$38,000	09-12-04-405-060	401	9/10/2021	\$ 190,000	0	\$ -	\$ 45,500	\$ 38,000	\$ 189,412	\$ 45,500	\$ 37,882	\$ 118	Low	\$ 76,508	\$ 144,500
93	\$41,000	09-12-04-405-175	401	8/20/2021	\$ 205,000	0	\$ -	\$ 45,500	\$ 41,000	\$ 224,302	\$ 45,500	\$ 44,860	\$ (3,860)	High	\$ 95,057	\$ 159,500
93	\$43,000	09-12-04-405-089	401	8/19/2021	\$ 215,000	0	\$ -	\$ 45,500	\$ 43,000	\$ 206,711	\$ 45,500	\$ 41,342	\$ 1,658	Low	\$ 85,705	\$ 169,500
93	\$45,100	09-12-04-405-188	401	7/13/2021	\$ 225,500	0	\$ -	\$ 45,500	\$ 45,100	\$ 219,827	\$ 45,500	\$ 43,965	\$ 1,135	Low	\$ 92,678	\$ 180,000
93	\$37,000	09-12-04-405-110	401	6/30/2021	\$ 185,000	0	\$ -	\$ 45,500	\$ 37,000	\$ 185,224	\$ 45,500	\$ 37,045	\$ (45)	High	\$ 74,282	\$ 139,500
93	\$42,000	09-12-04-405-197	401	5/28/2021	\$ 210,000	0	\$ -	\$ 45,500	\$ 42,000	\$ 227,310	\$ 45,500	\$ 45,462	\$ (3,462)	High	\$ 96,656	\$ 164,500
93	\$32,000	09-12-04-405-084	401	5/21/2021	\$ 160,000	0	\$ -	\$ 45,500	\$ 32,000	\$ 188,221	\$ 45,500	\$ 37,644	\$ (5,644)	High	\$ 75,875	\$ 114,500
93	\$36,100	09-12-04-405-128	401	5/19/2021	\$ 180,500	0	\$ -	\$ 45,500	\$ 36,100	\$ 195,991	\$ 45,500	\$ 39,198	\$ (3,098)	High	\$ 80,006	\$ 135,000
93	\$38,000	09-12-04-405-178	401	2/26/2021	\$ 190,000	0	\$ -	\$ 45,500	\$ 38,000	\$ 224,302	\$ 45,500	\$ 44,860	\$ (6,860)	High	\$ 95,057	\$ 144,500
93	\$48,600	09-12-04-404-055	401	2/25/2021	\$ 243,000	0	\$ -	\$ 45,500	\$ 48,600	\$ 271,233	\$ 45,500	\$ 54,247	\$ (5,647)	High	\$ 120,007	\$ 197,500
93	\$43,000	09-12-04-404-053	401	2/12/2021	\$ 215,000	0	\$ -	\$ 45,500	\$ 43,000	\$ 283,087	\$ 45,500	\$ 56,617	\$ (13,617)	High	\$ 126,309	\$ 169,500
93	\$30,800	09-12-04-405-040	401	2/12/2021	\$ 154,000	0	\$ -	\$ 45,500	\$ 30,800	\$ 185,224	\$ 45,500	\$ 37,045	\$ (6,245)	High	\$ 74,282	\$ 108,500
93	\$35,000	09-12-04-405-154	401	2/8/2021	\$ 175,000	0	\$ -	\$ 45,500	\$ 35,000	\$ 222,884	\$ 45,500	\$ 44,577	\$ (9,577)	High	\$ 94,303	\$ 129,500
93	\$44,000	09-12-04-405-212	401	2/1/2021	\$ 220,000	0	\$ -	\$ 45,500	\$ 44,000	\$ 264,234	\$ 45,500	\$ 52,847	\$ (8,847)	High	\$ 116,286	\$ 174,500
93	\$35,000	09-12-04-405-066	401	1/29/2021	\$ 175,000	0	\$ -	\$ 45,500	\$ 35,000	\$ 189,412	\$ 45,500	\$ 37,882	\$ (2,882)	High	\$ 76,508	\$ 129,500
93	\$31,000	09-12-04-405-083	401	1/29/2021	\$ 155,000	0	\$ -	\$ 45,500	\$ 31,000	\$ 185,224	\$ 45,500	\$ 37,045	\$ (6,045)	High	\$ 74,282	\$ 109,500
93	\$32,800	09-12-04-405-098	401	12/2/2020	\$ 164,000	0	\$ -	\$ 45,500	\$ 32,800	\$ 187,220	\$ 45,500	\$ 37,444	\$ (4,644)	High	\$ 75,343	\$ 118,500
93	\$37,000	09-12-04-405-113	401	9/15/2020	\$ 185,000	0	\$ -	\$ 45,500	\$ 37,000	\$ 195,132	\$ 45,500	\$ 39,026	\$ (2,026)	High	\$ 79,549	\$ 139,500
93	\$31,000	09-12-04-405-119	401	8/20/2020	\$ 155,000	0	\$ -	\$ 45,500	\$ 31,000	\$ 204,984	\$ 45,500	\$ 40,997	\$ (9,997)	High	\$ 84,787	\$ 109,500
93	\$44,380	09-12-04-404-033	401	8/5/2020	\$ 221,900	0	\$ -	\$ 45,500	\$ 44,380	\$ 271,536	\$ 45,500	\$ 54,307	\$ (9,927)	High	\$ 120,168	\$ 176,400
93	\$44,580	09-12-04-404-069	401	7/24/2020	\$ 222,900	0	\$ -	\$ 45,500	\$ 44,580	\$ 296,271	\$ 45,500	\$ 59,254	\$ (14,674)	High	\$ 133,318	\$ 177,400



93	\$37,600	09-12-04-405-071	401	6/19/2020	\$	188,000	0	\$	-	\$	45,500	\$	37,600	\$	183,246	\$	45,500	\$	36,649	\$	951	Low	\$	73,230	\$	142,500
93	\$31,000	09-12-04-405-024	401	6/9/2020	\$	155,000	0	\$	-	\$	45,500	\$	31,000	\$	170,861	\$	45,500	\$	34,172	\$	(3,172)	High	\$	66,646	\$	109,500
93	\$37,700	09-12-04-405-209	401	5/21/2020	\$	188,500	0	\$	-	\$	45,500	\$	37,700	\$	224,302	\$	45,500	\$	44,860	\$	(7,160)	High	\$	95,057	\$	143,000
93	\$32,000	09-12-04-405-027	401	5/8/2020	\$	160,000	0	\$	-	\$	45,500	\$	32,000	\$	179,021	\$	45,500	\$	35,804	\$	(3,804)	High	\$	70,984	\$	114,500
93	\$40,000	09-12-04-404-079	401	5/5/2020	\$	200,000	0	\$	-	\$	45,500	\$	40,000	\$	285,715	\$	45,500	\$	57,143	\$	(17,143)	High	\$	127,706	\$	154,500
93	\$44,000	09-12-04-403-040	401	4/17/2020	\$	220,000	0	\$	-	\$	45,500	\$	44,000	\$	267,926	\$	45,500	\$	53,585	\$	(9,585)	High	\$	118,249	\$	174,500
93	\$25,400	09-12-04-405-150	401	2/21/2020	\$	127,000	0	\$	-	\$	45,500	\$	25,400	\$	219,827	\$	45,500	\$	43,965	\$	(18,565)	High	\$	92,678	\$	81,500
93	\$43,000	09-12-04-403-033	401	1/15/2020	\$	215,000	0	\$	-	\$	45,500	\$	43,000	\$	311,524	\$	45,500	\$	62,305	\$	(19,305)	High	\$	141,427	\$	169,500

93  
93 \$43,337 AVERAGE  
93 \$43,500 MEDIAN  
93 \$49,553 STNDRD DEV  
93 \$51,980 AVERAGE  
93  
93 current  
93 \$ 49,553  
93 \$ 51,980  
93  
93 \$ 48,000 2024 LV



ECF TABLE	New Land \$ FF	PARCEL NUMBER	CLASS	LAST SALE	SALE PRICE	LAND FF	LAND \$ FF	LAND VALUE	LV 20% SP	MARKET VALUE	LAND VALUE	LV % MV	DIF LVSP V LVMV	LV High or Low?	BLDG BASE VAL	BLDG RSDL SALE
96	\$2,180	09-09-32-215-008	401	5/16/2023	\$ 545,000	50	\$ 2,700	\$ 156,199	\$ 109,000	\$ 417,715	\$ 156,199	\$ 83,543	\$ 25,457	Low	\$ 114,952	\$ 388,801
96	\$2,480	09-09-32-208-005	401	5/3/2023	\$ 620,000	50	\$ 2,700	\$ 156,435	\$ 124,000	\$ 442,648	\$ 156,435	\$ 88,530	\$ 35,470	Low	\$ 125,808	\$ 463,565
96	\$1,553	09-09-32-225-020	401	3/17/2023	\$ 349,500	45	\$ 2,700	\$ 152,942	\$ 69,900	\$ 366,114	\$ 152,942	\$ 73,223	\$ (3,323)	High	\$ 93,702	\$ 196,558
96	\$1,468	09-09-32-226-007	401	3/7/2023	\$ 345,000	47	\$ 2,700	\$ 154,278	\$ 69,000	\$ 331,960	\$ 154,278	\$ 66,392	\$ 2,608	Low	\$ 78,102	\$ 190,722
96	\$1,940	09-09-32-221-014	401	12/21/2022	\$ 485,000	50	\$ 2,700	\$ 156,199	\$ 97,000	\$ 415,624	\$ 156,199	\$ 83,125	\$ 13,875	Low	\$ 114,033	\$ 328,801
96	\$1,480	09-09-32-230-037	401	12/14/2022	\$ 370,000	50	\$ 2,700	\$ 166,927	\$ 74,000	\$ 599,476	\$ 166,927	\$ 119,895	\$ (45,895)	High	\$ 190,131	\$ 203,073
96	\$3,640	09-09-32-218-003	401	10/21/2022	\$ 910,000	50	\$ 2,700	\$ 155,723	\$ 182,000	\$ 902,216	\$ 155,723	\$ 180,443	\$ 1,557	Low	\$ 328,129	\$ 754,277
96	\$2,700	09-09-32-229-007	401	10/11/2022	\$ 675,000	50	\$ 2,700	\$ 156,199	\$ 135,000	\$ 528,628	\$ 156,199	\$ 105,726	\$ 29,274	Low	\$ 163,705	\$ 518,801
96	\$1,678	09-09-32-230-004	401	10/7/2022	\$ 411,000	49	\$ 2,700	\$ 154,856	\$ 82,200	\$ 465,892	\$ 154,856	\$ 93,178	\$ (10,978)	High	\$ 136,719	\$ 256,144
96	\$1,374	09-09-32-233-027	401	8/19/2022	\$ 323,000	47	\$ 2,700	\$ 105,300	\$ 64,600	\$ 269,624	\$ 105,300	\$ 53,925	\$ 10,675	Low	\$ 99,772	\$ 217,700
96	\$1,925	09-09-32-220-012	401	5/31/2022	\$ 510,000	53	\$ 2,700	\$ 157,305	\$ 102,000	\$ 358,613	\$ 157,305	\$ 71,723	\$ 30,277	Low	\$ 88,487	\$ 352,695
96	\$1,842	09-09-32-209-010	401	5/24/2022	\$ 525,000	57	\$ 2,700	\$ 161,778	\$ 105,000	\$ 548,269	\$ 161,778	\$ 109,654	\$ (4,654)	High	\$ 169,886	\$ 363,222
96	\$1,551	09-09-32-227-008	401	4/22/2022	\$ 426,500	55	\$ 2,700	\$ 150,906	\$ 85,300	\$ 415,589	\$ 150,906	\$ 83,118	\$ 2,182	Low	\$ 116,344	\$ 275,594
96	\$2,200	09-09-32-218-004	401	4/8/2022	\$ 550,000	50	\$ 2,700	\$ 155,723	\$ 110,000	\$ 438,587	\$ 155,723	\$ 87,717	\$ 22,283	Low	\$ 124,336	\$ 394,277
96	\$3,340	09-09-32-209-018	401	2/14/2022	\$ 835,000	50	\$ 2,700	\$ 156,670	\$ 167,000	\$ 680,318	\$ 156,670	\$ 136,064	\$ 30,936	Low	\$ 230,175	\$ 678,330
96	\$1,700	09-09-32-233-004	401	2/3/2022	\$ 425,000	50	\$ 2,700	\$ 156,199	\$ 85,000	\$ 395,231	\$ 156,199	\$ 79,046	\$ 5,954	Low	\$ 105,069	\$ 268,801
96	\$1,369	09-09-32-211-018	401	12/29/2021	\$ 349,000	51	\$ 2,700	\$ 156,819	\$ 69,800	\$ 370,605	\$ 156,819	\$ 74,121	\$ (4,321)	High	\$ 93,972	\$ 192,181
96	\$1,200	09-09-32-222-014	401	12/29/2021	\$ 300,000	50	\$ 2,700	\$ 155,962	\$ 60,000	\$ 331,601	\$ 155,962	\$ 66,320	\$ (6,320)	High	\$ 77,204	\$ 144,038
96	\$3,074	09-09-32-224-033	401	12/23/2021	\$ 415,000	27	\$ 2,700	\$ 130,368	\$ 83,000	\$ 252,603	\$ 130,368	\$ 50,521	\$ 32,479	Low	\$ 74,217	\$ 284,632
96	\$3,074	09-09-32-224-034	401	12/23/2021	\$ 415,000	27	\$ 2,700	\$ 130,368	\$ 83,000	\$ 253,676	\$ 130,368	\$ 50,735	\$ 32,265	Low	\$ 74,868	\$ 284,632
96	\$1,506	09-09-32-211-021	401	11/8/2021	\$ 384,000	51	\$ 2,700	\$ 156,819	\$ 76,800	\$ 405,240	\$ 156,819	\$ 81,048	\$ (4,248)	High	\$ 109,196	\$ 227,181
96	\$1,233	09-09-32-231-024	401	10/26/2021	\$ 555,000	90	\$ 2,700	\$ 173,221	\$ 111,000	\$ 545,541	\$ 173,221	\$ 109,108	\$ 1,892	Low	\$ 163,657	\$ 381,779
96	\$2,280	09-09-32-230-030	401	9/22/2021	\$ 570,000	50	\$ 2,700	\$ 166,927	\$ 114,000	\$ 469,789	\$ 166,927	\$ 93,958	\$ 20,042	Low	\$ 133,126	\$ 403,073
96	\$1,891	09-09-32-207-007	401	9/3/2021	\$ 435,000	46	\$ 2,700	\$ 153,383	\$ 87,000	\$ 406,156	\$ 153,383	\$ 81,231	\$ 5,769	Low	\$ 111,109	\$ 281,617
96	\$1,996	09-09-32-232-013	401	7/30/2021	\$ 449,000	45	\$ 2,700	\$ 144,681	\$ 89,800	\$ 362,917	\$ 144,681	\$ 72,583	\$ 17,217	Low	\$ 95,928	\$ 304,319
96	\$2,083	09-09-32-219-014	401	7/28/2021	\$ 375,000	36	\$ 2,700	\$ 146,267	\$ 75,000	\$ 321,246	\$ 146,267	\$ 64,249	\$ 10,751	Low	\$ 76,914	\$ 228,733
96	\$1,040	09-09-32-209-004	401	7/19/2021	\$ 260,000	50	\$ 2,700	\$ 156,903	\$ 52,000	\$ 435,397	\$ 156,903	\$ 87,079	\$ (35,079)	High	\$ 122,415	\$ 103,097
96	\$1,600	09-09-32-216-004	401	6/30/2021	\$ 400,000	50	\$ 2,700	\$ 156,670	\$ 80,000	\$ 389,578	\$ 156,670	\$ 77,916	\$ 2,084	Low	\$ 102,377	\$ 243,330
96	\$2,445	09-09-32-223-015	401	6/18/2021	\$ 489,000	40	\$ 2,700	\$ 146,561	\$ 97,800	\$ 387,140	\$ 146,561	\$ 77,428	\$ 20,372	Low	\$ 105,749	\$ 342,439
96	\$1,180	09-09-32-225-003	401	6/9/2021	\$ 295,000	50	\$ 2,700	\$ 156,199	\$ 59,000	\$ 388,358	\$ 156,199	\$ 77,672	\$ (18,672)	High	\$ 102,048	\$ 138,801
96	\$1,706	09-09-32-215-009	401	5/20/2021	\$ 435,000	51	\$ 2,700	\$ 156,819	\$ 87,000	\$ 428,804	\$ 156,819	\$ 85,761	\$ 1,239	Low	\$ 119,554	\$ 278,181
96	\$1,887	09-09-32-220-004	401	5/14/2021	\$ 500,000	53	\$ 2,700	\$ 158,030	\$ 100,000	\$ 421,154	\$ 158,030	\$ 84,231	\$ 15,769	Low	\$ 115,659	\$ 341,970
96	\$1,694	09-09-32-210-015	401	4/29/2021	\$ 423,500	50	\$ 2,700	\$ 156,903	\$ 84,700	\$ 403,217	\$ 156,903	\$ 80,643	\$ 4,057	Low	\$ 108,270	\$ 266,597
96	\$1,237	09-09-32-211-011	401	4/27/2021	\$ 371,000	60	\$ 2,700	\$ 162,000	\$ 74,200	\$ 415,221	\$ 162,000	\$ 83,044	\$ (8,844)	High	\$ 111,306	\$ 209,000
96	\$1,723	09-09-32-225-007	401	4/26/2021	\$ 560,000	65	\$ 2,700	\$ 157,250	\$ 112,000	\$ 508,301	\$ 157,250	\$ 101,660	\$ 10,340	Low	\$ 154,308	\$ 402,750
96	\$2,122	09-09-32-227-020	401	4/16/2021	\$ 477,360	45	\$ 2,700	\$ 146,100	\$ 95,472	\$ 436,056	\$ 146,100	\$ 87,211	\$ 8,261	Low	\$ 127,453	\$ 331,260
96	\$1,178	09-09-32-231-020	401	4/12/2021	\$ 471,000	80	\$ 2,700	\$ 153,250	\$ 94,200	\$ 440,341	\$ 153,250	\$ 88,068	\$ 6,132	Low	\$ 126,194	\$ 317,750
96	\$1,926	09-09-32-224-029	401	4/9/2021	\$ 260,000	27	\$ 2,700	\$ 130,368	\$ 52,000	\$ 249,543	\$ 130,368	\$ 49,909	\$ 2,091	Low	\$ 72,359	\$ 129,632
96	\$1,440	09-09-32-211-004	401	3/23/2021	\$ 360,000	50	\$ 2,700	\$ 156,199	\$ 72,000	\$ 359,368	\$ 156,199	\$ 71,874	\$ 126	Low	\$ 89,305	\$ 203,801
96	\$1,264	09-09-32-214-016	401	3/19/2021	\$ 316,000	50	\$ 2,700	\$ 158,497	\$ 63,200	\$ 353,767	\$ 158,497	\$ 70,753	\$ (7,553)	High	\$ 85,833	\$ 157,503
96	\$1,878	09-09-32-230-009	401	3/15/2021	\$ 460,000	49	\$ 2,700	\$ 154,615	\$ 92,000	\$ 424,412	\$ 154,615	\$ 84,882	\$ 7,118	Low	\$ 118,592	\$ 305,385
96	\$1,787	09-09-32-226-014	401	3/10/2021	\$ 420,000	47	\$ 2,700	\$ 154,278	\$ 84,000	\$ 411,521	\$ 154,278	\$ 82,304	\$ 1,696	Low	\$ 113,074	\$ 265,722
96	\$1,440	09-09-32-222-011	401	2/2/2021	\$ 360,000	50	\$ 2,700	\$ 155,962	\$ 72,000	\$ 363,103	\$ 155,962	\$ 72,621	\$ (621)	High	\$ 91,051	\$ 204,038
96	\$1,760	09-09-32-221-015	401	7/29/2020	\$ 440,000	50	\$ 2,700	\$ 156,199	\$ 88,000	\$ 451,810	\$ 156,199	\$ 90,362	\$ (2,362)	High	\$ 129,939	\$ 283,801
96	\$1,700	09-09-32-225-012	401	7/24/2020	\$ 425,000	50	\$ 2,700	\$ 156,199	\$ 85,000	\$ 443,845	\$ 156,199	\$ 88,769	\$ (3,769)	High	\$ 126,438	\$ 268,801
96	\$1,174	09-09-32-201-007	401	7/17/2020	\$ 399,000	68	\$ 2,700	\$ 156,501	\$ 79,800	\$ 400,251	\$ 156,501	\$ 80,050	\$ (250)	High	\$ 107,143	\$ 242,499
96	\$1,922	09-09-32-211-017	401	7/10/2020	\$ 490,000	51	\$ 2,700	\$ 156,819	\$ 98,000	\$ 483,666	\$ 156,819	\$ 96,733	\$ 1,267	Low	\$ 143,669	\$ 333,181
96	\$3,111	09-09-32-226-010	401	7/7/2020	\$ 700,000	45	\$ 2,700	\$ 144,970	\$ 140,000	\$ 566,746	\$ 144,970	\$ 113,349	\$ 26,651	Low	\$ 185,396	\$ 555,030

96	\$1,773	09-09-32-215-006	401	6/10/2020	\$	443,350	50	\$	2,700	\$	156,199	\$	88,670	\$	413,699	\$	156,199	\$	82,740	\$	5,930	Low	\$	113,187	\$	287,151		
96	\$2,940	09-09-32-210-012	401	5/11/2020	\$	735,000	50	\$	2,700	\$	156,903	\$	147,000	\$	570,930	\$	156,903	\$	114,186	\$	32,814	Low	\$	181,990	\$	578,097		
96	\$1,281	09-09-32-200-009	401	3/9/2020	\$	365,000	57	\$	2,700	\$	157,319	\$	73,000	\$	403,765	\$	157,319	\$	80,753	\$	(7,753)	High	\$	108,328	\$	207,681		
96	\$2,234	09-09-32-226-016	401	2/24/2020	\$	525,000	47	\$	2,700	\$	154,278	\$	105,000	\$	455,126	\$	154,278	\$	91,025	\$	13,975	Low	\$	132,241	\$	370,722		
96																												
		CURRENT																										
96	\$2,023	AVERAGE																										
96	\$1,771	MEDIAN																										
96																												
96	\$	2,000	2024 LV																									







100		FIFTH AVE CONDO	g	09-09-29-127-045	401	4/11/2003	\$ 790,000	0	\$ 3,150	\$ 370,000	\$ 237,000	\$ 962,122	\$ 370,000		\$ 281,963			
100		FIFTH AVE CONDO	g	09-09-29-127-046	401		\$ -	0	\$ 3,150	\$ 370,000	\$ -	\$ 672,438	\$ 370,000		\$ 144,018			
100		FIFTH AVE CONDO	g	09-09-29-127-047	401		\$ -	0	\$ 3,150	\$ 370,000	\$ -	\$ 695,620	\$ 370,000		\$ 155,057			
100		FIFTH AVE CONDO	g	09-09-29-148-099	401	7/21/2009	\$ 918,066	0	\$ 3,150	\$ 350,000	\$ 275,420	\$ 1,103,142	\$ 350,000		\$ 358,639			
<b>ECF TABLE</b>	<b>New Land \$ FF</b>			<b>PARCEL NUMBER</b>	<b>CLASS</b>	<b>LAST SALE</b>	<b>SALE PRICE</b>	<b>LAND FF</b>	<b>LAND \$ FF</b>	<b>LAND VALUE</b>	<b>LV 30% SP</b>	<b>MARKET VALUE</b>	<b>LAND VALUE</b>	<b>LV % MV</b>	<b>DIF LVSP V LVMV</b>	<b>LV High or Low?</b>	<b>BLDG BASE VAL</b>	<b>BLDG RSDL SALE</b>
100		SYNDECO PLAZA	e	09-09-29-411-043	401	8/15/2017	\$ 1,000,000	0	\$ 3,150	\$ 325,000	\$ 300,000	\$ 1,230,631	\$ 325,000				\$ 431,253	
100		SYNDECO PLAZA	e	09-09-29-411-039	401	6/2/2016	\$ 1,550,000	0	\$ 3,150	\$ 325,000	\$ 465,000	\$ 1,832,277	\$ 325,000				\$ 717,751	
100		SYNDECO PLAZA	e	09-09-29-411-041	401	6/2/2016	\$ 858,000	0	\$ 3,150	\$ 325,000	\$ 257,400	\$ 1,224,008	\$ 325,000				\$ 428,099	
100		SYNDECO PLAZA	e	09-09-29-142-034	401	6/6/2014	\$ 1,600,000	0	\$ 3,150	\$ 325,000	\$ 480,000	\$ 2,348,266	\$ 325,000				\$ 963,460	
100		SYNDECO PLAZA	e	09-09-29-411-044	401	12/9/2011	\$ 325,000	0	\$ 3,150	\$ 325,000	\$ 97,500	\$ 1,090,706	\$ 325,000				\$ 364,622	
100		SYNDECO PLAZA	e	09-09-29-411-040	401	2/15/2007	\$ 900,000	0	\$ 3,150	\$ 325,000	\$ 270,000	\$ 2,079,871	\$ 325,000				\$ 835,653	
100		SYNDECO PLAZA	e	09-09-29-411-042	401	12/10/2004	\$ 750,000	0	\$ 3,150	\$ 325,000	\$ 225,000	\$ 1,769,626	\$ 325,000				\$ 687,917	
<b>ECF TABLE</b>	<b>New Land \$ FF</b>			<b>PARCEL NUMBER</b>	<b>CLASS</b>	<b>LAST SALE</b>	<b>SALE PRICE</b>	<b>LAND FF</b>	<b>LAND \$ FF</b>	<b>LAND VALUE</b>	<b>LV 30% SP</b>	<b>MARKET VALUE</b>	<b>LAND VALUE</b>	<b>LV % MV</b>	<b>DIF LVSP V LVMV</b>	<b>LV High or Low?</b>	<b>BLDG BASE VAL</b>	<b>BLDG RSDL SALE</b>
100	\$136,500	SLOAN PLAZA	b	09-09-29-106-030	401	6/14/2021	\$ 455,000	0	\$ 3,150	\$ 275,500	\$ 136,500	\$ 679,275	\$ 275,500	\$ 135,855	\$ 645	Low	\$ 192,274	\$ 179,500
100			b	09-09-29-106-029	401	12/6/2017	\$ -	0	\$ 3,150	\$ 275,500	\$ -	\$ 994,847	\$ 275,500				\$ 342,546	
100			b	09-09-29-135-031	401	3/28/2017	\$ 1,450,000	0	\$ 3,150	\$ 275,500	\$ 435,000	\$ 1,441,542	\$ 275,500				\$ 555,258	
100			b	09-09-29-106-042	401	11/30/2015	\$ 467,500	0	\$ 3,150	\$ 275,500	\$ 140,250	\$ 614,163	\$ 275,500				\$ 161,268	
100			b	09-09-29-106-038	401	7/15/2015	\$ 415,000	0	\$ 3,150	\$ 275,500	\$ 124,500	\$ 656,524	\$ 275,500				\$ 181,440	
100			b	09-09-29-135-030	401	8/20/2014	\$ 1,078,074	0	\$ 3,150	\$ 275,500	\$ 323,422	\$ 1,441,542	\$ 275,500				\$ 555,258	
100			b	09-09-29-106-037	401	6/19/2012	\$ 485,000	0	\$ 3,150	\$ 275,500	\$ 145,500	\$ 851,679	\$ 275,500				\$ 262,466	
100			b	09-09-29-106-032	401	7/14/2004	\$ 382,000	0	\$ 3,150	\$ 275,500	\$ 114,600	\$ 679,807	\$ 275,500				\$ 192,527	
100			b	09-09-29-106-083	401		\$ -	0	\$ 3,150	\$ 275,500	\$ -	\$ 1,363,268	\$ 275,500				\$ 506,080	
<b>ECF TABLE</b>	<b>New Land \$ FF</b>			<b>PARCEL NUMBER</b>	<b>CLASS</b>	<b>LAST SALE</b>	<b>SALE PRICE</b>	<b>LAND FF</b>	<b>LAND \$ FF</b>	<b>LAND VALUE</b>	<b>LV 30% SP</b>	<b>MARKET VALUE</b>	<b>LAND VALUE</b>	<b>LV % MV</b>	<b>DIF LVSP V LVMV</b>	<b>LV High or Low?</b>	<b>BLDG BASE VAL</b>	<b>BLDG RSDL SALE</b>
100	\$285,000	1 N MAIN CONDO	d	09-09-29-141-018	401	3/24/2023	\$ 950,000	0	\$ 3,150	\$ 275,000	\$ 285,000	\$ 677,032	\$ 275,000	\$ 135,406	\$ 149,594	Low	\$ 191,444	\$ 675,000
100	\$330,000	1 N MAIN CONDO	d	09-09-29-141-028	401	7/15/2022	\$ 1,100,000	0	\$ 3,150	\$ 275,000	\$ 330,000	\$ 766,135	\$ 275,000	\$ 153,227	\$ 176,773	Low	\$ 233,874	\$ 825,000
100	\$337,500	1 N MAIN CONDO	d	09-09-29-141-027	401	10/25/2021	\$ 1,125,000	0	\$ 3,150	\$ 275,000	\$ 337,500	\$ 748,861	\$ 275,000	\$ 149,772	\$ 187,728	Low	\$ 225,648	\$ 850,000
100	\$212,223	1 N MAIN CONDO	d	09-09-29-141-021	401	1/15/2021	\$ 1,414,819	0	\$ 3,150	\$ 275,000	\$ 424,446	\$ 674,393	\$ 275,000	\$ 134,879	\$ 289,567	Low	\$ 190,187	\$ 1,139,819
100	\$212,223	1 N MAIN CONDO	d	09-09-29-141-020	401	1/14/2021	\$ 1,414,819	0	\$ 3,150	\$ 275,000	\$ 424,446	\$ 685,666	\$ 275,000	\$ 137,133	\$ 287,313	Low	\$ 195,555	\$ 1,139,819
100			d	09-09-29-141-029	401	2/25/2016	\$ 1	0	\$ 3,150	\$ 275,000	\$ 0	\$ 547,689	\$ 275,000					
100			d	09-09-29-141-025	401	2/22/2016	\$ 1,125,000	0	\$ 3,150	\$ 275,000	\$ 337,500	\$ 761,709	\$ 275,000				\$ 1,036,708	\$ 4,629,638
100			d	09-09-29-141-019	401	12/24/2013	\$ 725,000	0	\$ 3,150	\$ 275,000	\$ 217,500	\$ 685,666	\$ 275,000					4.47
100			d	09-09-29-141-024	401	1/24/2012	\$ 541,200	0	\$ 3,150	\$ 275,000	\$ 162,360	\$ 1,007,516	\$ 275,000					
100			d	09-09-29-141-022	401	2/23/2007	\$ 690,000	0	\$ 3,150	\$ 275,000	\$ 207,000	\$ 866,093	\$ 275,000					
100			d	09-09-29-141-026	401	2/20/2004	\$ 730,000	0	\$ 3,150	\$ 275,000	\$ 219,000	\$ 849,251	\$ 275,000					
100			d	09-09-29-141-023	401	7/25/1998	\$ 354,500	0	\$ 3,150	\$ 275,000	\$ 106,350	\$ 788,801	\$ 275,000					
100			d	09-09-29-141-017	401	9/29/1995	\$ 365,000	0	\$ 3,150	\$ 275,000	\$ 109,500	\$ 841,767	\$ 275,000					
<b>ECF TABLE</b>	<b>New Land \$ FF</b>			<b>PARCEL NUMBER</b>	<b>CLASS</b>	<b>LAST SALE</b>	<b>SALE PRICE</b>	<b>LAND FF</b>	<b>LAND \$ FF</b>	<b>LAND VALUE</b>	<b>LV 30% SP</b>	<b>MARKET VALUE</b>	<b>LAND VALUE</b>	<b>LV % MV</b>	<b>DIF LVSP V LVMV</b>	<b>LV High or Low?</b>	<b>BLDG BASE VAL</b>	<b>BLDG RSDL SALE</b>
100	#DIV/0!		c	09-09-29-125-023	401	3/31/2023	\$ 560,000	0	\$ 3,150	\$ 244,000	\$ 168,000	\$ 610,670	\$ 244,000	\$ 122,134	\$ 45,866	Low	\$ 169,843	\$ 316,000
100	\$3,978		c	09-09-29-127-029	401	1/24/2022	\$ 610,000	46	\$ 3,150	\$ 244,000	\$ 183,000	\$ 489,278	\$ 244,000	\$ 97,856	\$ 85,144	Low	\$ 116,799	\$ 366,000
100	#DIV/0!		c	09-09-29-125-019	401	6/29/2021	\$ 607,000	0	\$ 3,150	\$ 244,000	\$ 182,100	\$ 610,670	\$ 244,000	\$ 122,134	\$ 59,966	Low	\$ 169,843	\$ 363,000
100	\$28,636		c	09-09-29-131-027	401	6/28/2021	\$ 2,100,000	22	\$ 3,150	\$ 244,000	\$ 630,000	\$ 1,932,364	\$ 244,000	\$ 386,473	\$ 243,527	Low	\$ 803,983	\$ 1,856,000
100	#DIV/0!		c	09-09-29-125-025	401	6/3/2021	\$ 550,000	0	\$ 3,150	\$ 244,000	\$ 165,000	\$ 600,670	\$ 244,000	\$ 120,134	\$ 44,866	Low	\$ 169,843	\$ 306,000
100	\$10,109		c	09-09-29-127-025	401	4/16/2021	\$ 1,550,000	46	\$ 3,150	\$ 244,000	\$ 465,000	\$ 692,083	\$ 244,000	\$ 138,417	\$ 326,583	Low	\$ 213,373	\$ 1,306,000
100	\$10,109		c	09-09-29-127-026	401	4/16/2021	\$ 1,550,000	46	\$ 3,150	\$ 244,000	\$ 465,000	\$ 590,903	\$ 244,000	\$ 118,181	\$ 346,819	Low	\$ 165,192	\$ 1,306,000
100	#DIV/0!		c	09-09-29-125-024	401	1/11/2021	\$ 575,000	0	\$ 3,150	\$ 244,000	\$ 172,500	\$ 610,670	\$ 244,000	\$ 122,134	\$ 50,366	Low	\$ 169,843	\$ 331,000
100	#DIV/0!		c	09-09-29-125-029	401	9/22/2020	\$ 882,500	0	\$ 3,150	\$ 244,000	\$ 264,750	\$ 920,416	\$ 244,000	\$ 184,083	\$ 80,667	Low	\$ 317,341	\$ 638,500
100	#DIV/0!		c	09-09-29-125-022	401	6/19/2020	\$ 545,000	0	\$ 3,150	\$ 244,000	\$ 163,500	\$ 610,670	\$ 244,000	\$ 122,134	\$ 41,366	Low	\$ 169,843	\$ 301,000
100	#DIV/0!		c	09-09-29-125-017	401	12/4/2014	\$ 586,000	0	\$ 3,150	\$ 244,000	\$ 175,800	\$ 608,644	\$ 244,000					
100	#DIV/0!		c	09-09-29-125-018	401	2/13/2013	\$ 1	0	\$ 3,150	\$ 244,000	\$ 0	\$ 570,380	\$ 244,000				\$ 2,465,902	\$ 7,089,500
100	#DIV/0!		c	09-09-29-125-020	401	1/30/2013	\$ 370,000	0	\$ 3,150	\$ 244,000	\$ 111,000	\$ 610,670	\$ 244,000					2.88



100	c	09-09-29-125-026	401	5/26/2011	\$ 355,000	0	\$ 3,150	\$ 244,000	\$ 106,500	\$ 610,670	\$ 244,000
100	c	09-09-29-140-018	401	1/25/2008	\$ 347,500	22	\$ 3,150	\$ 244,000	\$ 104,250	\$ 542,055	\$ 244,000
100	c	09-09-29-127-028	401	7/26/2005	\$ 367,500	46	\$ 3,150	\$ 244,000	\$ 110,250	\$ 559,664	\$ 244,000
100	c	09-09-29-127-027	401	4/10/2003	\$ 345,000	46	\$ 3,150	\$ 244,000	\$ 103,500	\$ 517,477	\$ 244,000
100	c	09-09-29-125-027	401	1/11/1999	\$ 219,974	0	\$ 3,150	\$ 244,000	\$ 65,992	\$ 610,670	\$ 244,000
100	c	09-09-29-127-034	401	1/11/1993	\$ 152,000	44	\$ 3,150	\$ 244,000	\$ 45,600	\$ 1,105,578	\$ 244,000
100	c	09-09-29-125-021	401		\$ -	0	\$ 3,150	\$ 244,000	\$ -	\$ 610,670	\$ 244,000
100	c	09-09-29-125-028	401		\$ -	0	\$ 3,150	\$ 244,000	\$ -	\$ 576,678	\$ 244,000

ECF TABLE	New Land \$ FF		PARCEL NUMBER	CLASS	LAST SALE	SALE PRICE	LAND FF	LAND \$ FF	LAND VALUE	LV 30% SP	MARKET VALUE	LAND VALUE	LV % MV	DIF LVSP V LVMV	LV High or Low?	BLDG BASE VAL	BLDG RSDL SALE	
100	#DIV/0!	ASHLEY MEWS	f	09-09-29-411-091	401	6/2/2023	\$ 568,000	0	\$ 3,150	\$ 235,000	\$ 170,400	\$ 695,032	\$ 235,000	\$ 139,006	\$ 31,394	Low	\$ 219,063	\$ 333,000
100	#DIV/0!	ASHLEY MEWS	f	09-09-29-411-083	401	4/17/2023	\$ 700,000	0	\$ 3,150	\$ 235,000	\$ 210,000	\$ 791,689	\$ 235,000	\$ 158,338	\$ 51,662	Low	\$ 265,090	\$ 465,000
100	#DIV/0!	ASHLEY MEWS	f	09-09-29-411-089	401	11/8/2022	\$ 565,000	0	\$ 3,150	\$ 235,000	\$ 169,500	\$ 695,032	\$ 235,000	\$ 139,006	\$ 30,494	Low	\$ 219,063	\$ 330,000
100	#DIV/0!	ASHLEY MEWS	f	09-09-29-411-075	401	10/14/2022	\$ 910,000	0	\$ 3,150	\$ 235,000	\$ 273,000	\$ 1,063,267	\$ 235,000	\$ 212,653	\$ 60,347	Low	\$ 394,413	\$ 675,000
100	#DIV/0!	ASHLEY MEWS	f	09-09-29-411-067	401	8/16/2022	\$ 640,000	0	\$ 3,150	\$ 235,000	\$ 192,000	\$ 784,295	\$ 235,000	\$ 156,859	\$ 35,141	Low	\$ 261,569	\$ 405,000
100	#DIV/0!	ASHLEY MEWS	f	09-09-29-411-076	401	4/28/2022	\$ 999,900	0	\$ 3,150	\$ 235,000	\$ 299,970	\$ 1,085,504	\$ 235,000	\$ 217,101	\$ 82,869	Low	\$ 405,002	\$ 764,900
100	#DIV/0!	ASHLEY MEWS	f	09-09-29-411-050	401	12/6/2021	\$ 1,150,000	0	\$ 3,150	\$ 235,000	\$ 345,000	\$ 1,063,267	\$ 235,000	\$ 212,653	\$ 132,347	Low	\$ 394,413	\$ 915,000
100	#DIV/0!	ASHLEY MEWS	f	09-09-29-411-052	401	10/18/2021	\$ 960,000	0	\$ 3,150	\$ 235,000	\$ 288,000	\$ 1,149,918	\$ 235,000	\$ 229,984	\$ 58,016	Low	\$ 435,675	\$ 725,000
100	#DIV/0!	ASHLEY MEWS	f	09-09-29-411-060	401	8/31/2021	\$ 875,000	0	\$ 3,150	\$ 235,000	\$ 262,500	\$ 1,034,630	\$ 235,000	\$ 206,926	\$ 55,574	Low	\$ 380,776	\$ 640,000
100	#DIV/0!	ASHLEY MEWS	f	09-09-29-411-069	401	8/16/2021	\$ 615,000	0	\$ 3,150	\$ 235,000	\$ 184,500	\$ 784,295	\$ 235,000	\$ 156,859	\$ 27,641	Low	\$ 261,569	\$ 380,000
100	#DIV/0!	ASHLEY MEWS	f	09-09-29-411-063	401	7/16/2021	\$ 507,000	0	\$ 3,150	\$ 235,000	\$ 152,100	\$ 570,305	\$ 235,000	\$ 114,061	\$ 38,039	Low	\$ 159,669	\$ 272,000
100	#DIV/0!	ASHLEY MEWS	f	09-09-29-411-058	401	5/4/2021	\$ 525,000	0	\$ 3,150	\$ 235,000	\$ 157,500	\$ 697,401	\$ 235,000	\$ 139,480	\$ 18,020	Low	\$ 220,191	\$ 290,000
100	#DIV/0!	ASHLEY MEWS	f	09-09-29-411-071	401	4/30/2021	\$ 630,000	0	\$ 3,150	\$ 235,000	\$ 189,000	\$ 784,295	\$ 235,000	\$ 156,859	\$ 32,141	Low	\$ 261,569	\$ 395,000
100	#DIV/0!	ASHLEY MEWS	f	09-09-29-411-093	401	2/26/2021	\$ 510,000	0	\$ 3,150	\$ 235,000	\$ 153,000	\$ 695,032	\$ 235,000	\$ 139,006	\$ 13,994	Low	\$ 219,063	\$ 275,000
100	#DIV/0!	ASHLEY MEWS	f	09-09-29-411-087	401	2/12/2021	\$ 535,000	0	\$ 3,150	\$ 235,000	\$ 160,500	\$ 791,689	\$ 235,000	\$ 158,338	\$ 2,162	Low	\$ 265,090	\$ 300,000
100			f	09-09-29-411-054	401	7/29/2019	\$ 535,000	0	\$ 3,150	\$ 235,000	\$ 160,500	\$ 617,847	\$ 235,000					
100			f	09-09-29-411-051	401	6/27/2019	\$ 1,035,000	0	\$ 3,150	\$ 235,000	\$ 310,500	\$ 1,113,940	\$ 235,000				\$ 4,362,215	\$ 7,164,900
100			f	09-09-29-411-074	401	6/6/2019	\$ 900,000	0	\$ 3,150	\$ 235,000	\$ 270,000	\$ 1,098,608	\$ 235,000					1.64
100			f	09-09-29-411-072	401	5/14/2019	\$ 627,000	0	\$ 3,150	\$ 235,000	\$ 188,100	\$ 784,295	\$ 235,000					
100			f	09-09-29-411-088	401	5/10/2019	\$ 124,636	0	\$ 3,150	\$ 235,000	\$ 37,391	\$ 472,752	\$ 235,000					
100			f	09-09-29-411-073	401	5/9/2019	\$ 800,000	0	\$ 3,150	\$ 235,000	\$ 240,000	\$ 1,012,393	\$ 235,000					
100			f	09-09-29-411-056	401	3/29/2019	\$ 490,000	0	\$ 3,150	\$ 235,000	\$ 147,000	\$ 615,245	\$ 235,000					
100			f	09-09-29-411-066	401	1/25/2019	\$ 595,000	0	\$ 3,150	\$ 235,000	\$ 178,500	\$ 784,295	\$ 235,000					
100			f	09-09-29-411-057	401	8/31/2018	\$ 124,636	0	\$ 3,150	\$ 235,000	\$ 37,391	\$ 474,797	\$ 235,000					
100			f	09-09-29-411-082	401	8/14/2018	\$ 660,000	0	\$ 3,150	\$ 235,000	\$ 198,000	\$ 791,689	\$ 235,000					
100			f	09-09-29-411-065	401	7/31/2018	\$ 525,000	0	\$ 3,150	\$ 235,000	\$ 157,500	\$ 644,655	\$ 235,000					
100			f	09-09-29-411-079	401	7/25/2018	\$ 649,500	0	\$ 3,150	\$ 235,000	\$ 194,850	\$ 791,689	\$ 235,000					
100			f	09-09-29-411-077	401	9/12/2017	\$ 827,500	0	\$ 3,150	\$ 235,000	\$ 248,250	\$ 1,032,276	\$ 235,000					
100			f	09-09-29-411-070	401	4/28/2017	\$ 615,500	0	\$ 3,150	\$ 235,000	\$ 184,650	\$ 784,295	\$ 235,000					
100			f	09-09-29-411-084	401	10/21/2014	\$ 486,500	0	\$ 3,150	\$ 235,000	\$ 145,950	\$ 791,689	\$ 235,000					
100			f	09-09-29-411-048	401	2/18/2011	\$ 540,000	0	\$ 3,150	\$ 235,000	\$ 162,000	\$ 1,012,393	\$ 235,000					
100			f	09-09-29-411-086	401	8/25/2010	\$ 340,000	0	\$ 3,150	\$ 235,000	\$ 102,000	\$ 791,689	\$ 235,000					
100			f	09-09-29-411-068	401	6/28/2010	\$ 365,000	0	\$ 3,150	\$ 235,000	\$ 109,500	\$ 808,201	\$ 235,000					
100			f	09-09-29-411-059	401	3/22/2010	\$ 395,000	0	\$ 3,150	\$ 235,000	\$ 118,500	\$ 784,295	\$ 235,000					
100			f	09-09-29-411-047	401	1/8/2010	\$ 426,000	0	\$ 3,150	\$ 235,000	\$ 127,800	\$ 1,031,324	\$ 235,000					
100			f	09-09-29-411-090	401	11/30/2009	\$ 116,135	0	\$ 3,150	\$ 235,000	\$ 34,841	\$ 472,752	\$ 235,000					
100			f	09-09-29-411-049	401	8/28/2009	\$ 445,000	0	\$ 3,150	\$ 235,000	\$ 133,500	\$ 934,661	\$ 235,000					
100			f	09-09-29-411-053	401	8/28/2008	\$ 115,260	0	\$ 3,150	\$ 235,000	\$ 34,578	\$ 477,262	\$ 235,000					
100			f	09-09-29-411-092	401	5/2/2008	\$ 115,260	0	\$ 3,150	\$ 235,000	\$ 34,578	\$ 472,752	\$ 235,000					
100			f	09-09-29-411-078	401	2/21/2008	\$ 427,500	0	\$ 3,150	\$ 235,000	\$ 128,250	\$ 1,012,393	\$ 235,000					
100			f	09-09-29-411-061	401	6/22/2007	\$ 520,000	0	\$ 3,150	\$ 235,000	\$ 156,000	\$ 1,031,324	\$ 235,000					



100	\$267,000	ASHLEY TERRACE	i	09-09-29-151-052	401	2/10/2023	\$	890,000	0	\$	3,150	\$	175,000	\$	267,000	\$	975,300	\$	175,000	\$	195,060	\$	71,940	Low	\$	381,095	\$	715,000
100	\$415,862	ASHLEY TERRACE	i	09-09-29-150-067	401	1/9/2023	\$	1,386,207	0	\$	3,150	\$	175,000	\$	415,862	\$	1,297,005	\$	175,000	\$	259,401	\$	156,461	Low	\$	534,288	\$	1,211,207
100	\$325,009	ASHLEY TERRACE	i	09-09-29-150-065	401	1/6/2023	\$	1,083,364	0	\$	3,150	\$	175,000	\$	325,009	\$	1,125,972	\$	175,000	\$	225,194	\$	99,815	Low	\$	452,844	\$	908,364
100	\$171,600	ASHLEY TERRACE	i	09-09-29-411-113	401	12/27/2022	\$	572,000	1	\$	3,150	\$	175,000	\$	171,600	\$	1,085,178	\$	175,000	\$	217,036	\$	(45,436)	High	\$	433,418	\$	397,000
100	\$163,500	ASHLEY TERRACE	i	09-09-29-148-021	401	12/15/2022	\$	545,000	0	\$	3,150	\$	175,000	\$	163,500	\$	615,383	\$	175,000	\$	123,077	\$	40,423	Low	\$	209,706	\$	370,000
100	\$239,700	ASHLEY TERRACE	i	09-09-29-411-112	401	11/16/2022	\$	799,000	1	\$	3,150	\$	175,000	\$	239,700	\$	993,992	\$	175,000	\$	198,798	\$	40,902	Low	\$	389,996	\$	624,000
100	\$344,906	ASHLEY TERRACE	i	09-09-29-150-066	401	11/11/2022	\$	1,149,685	0	\$	3,150	\$	175,000	\$	344,906	\$	1,152,109	\$	175,000	\$	230,422	\$	114,484	Low	\$	465,290	\$	974,685
100	\$181,500	ASHLEY TERRACE	i	09-09-29-411-096	401	11/7/2022	\$	605,000	1	\$	3,150	\$	175,000	\$	181,500	\$	768,309	\$	175,000	\$	153,662	\$	27,838	Low	\$	282,528	\$	430,000
100	\$397,534	ASHLEY TERRACE	i	09-09-29-150-071	401	10/19/2022	\$	1,325,113	0	\$	3,150	\$	175,000	\$	397,534	\$	1,291,665	\$	175,000	\$	258,333	\$	139,201	Low	\$	531,745	\$	1,150,113
100	\$363,884	ASHLEY TERRACE	i	09-09-29-150-074	401	10/7/2022	\$	1,212,948	0	\$	3,150	\$	175,000	\$	363,884	\$	1,067,011	\$	175,000	\$	213,402	\$	150,482	Low	\$	424,767	\$	1,037,948
100	\$235,500	ASHLEY TERRACE	i	09-09-29-411-100	401	10/7/2022	\$	785,000	1	\$	3,150	\$	175,000	\$	235,500	\$	993,992	\$	175,000	\$	198,798	\$	36,702	Low	\$	389,996	\$	610,000
100	\$292,500	ASHLEY TERRACE	i	09-09-29-135-042	401	9/30/2022	\$	975,000	0	\$	3,150	\$	175,000	\$	292,500	\$	944,259	\$	175,000	\$	188,852	\$	103,648	Low	\$	366,314	\$	800,000
100	\$320,029	ASHLEY TERRACE	i	09-09-29-150-073	401	9/22/2022	\$	1,066,763	0	\$	3,150	\$	175,000	\$	320,029	\$	1,062,456	\$	175,000	\$	212,491	\$	107,538	Low	\$	422,598	\$	891,763
100	\$138,000	ASHLEY TERRACE	i	09-09-29-122-022	401	8/30/2022	\$	460,000	0	\$	3,150	\$	175,000	\$	138,000	\$	504,116	\$	175,000	\$	100,823	\$	37,177	Low	\$	156,722	\$	285,000
100	\$390,000	ASHLEY TERRACE	i	09-09-29-411-095	401	8/30/2022	\$	1,300,000	1	\$	3,150	\$	175,000	\$	390,000	\$	1,323,811	\$	175,000	\$	264,762	\$	125,238	Low	\$	547,053	\$	1,125,000
100	\$275,100	ASHLEY TERRACE	i	09-09-29-150-045	401	8/26/2022	\$	917,000	0	\$	3,150	\$	175,000	\$	275,100	\$	856,912	\$	175,000	\$	171,382	\$	103,718	Low	\$	324,720	\$	742,000
100	\$135,000	ASHLEY TERRACE	i	09-09-29-148-019	401	8/25/2022	\$	450,000	0	\$	3,150	\$	175,000	\$	135,000	\$	450,646	\$	175,000	\$	90,129	\$	44,871	Low	\$	131,260	\$	275,000
100	\$160,200	ASHLEY TERRACE	i	09-09-29-411-102	401	8/24/2022	\$	534,000	1	\$	3,150	\$	175,000	\$	160,200	\$	768,309	\$	175,000	\$	153,662	\$	6,538	Low	\$	282,528	\$	359,000
100	\$179,700	ASHLEY TERRACE	i	09-09-29-411-110	401	8/23/2022	\$	599,000	1	\$	3,150	\$	175,000	\$	179,700	\$	824,163	\$	175,000	\$	164,833	\$	14,867	Low	\$	309,125	\$	424,000
100	\$314,700	ASHLEY TERRACE	i	09-09-29-150-069	401	8/10/2022	\$	1,049,000	0	\$	3,150	\$	175,000	\$	314,700	\$	1,125,972	\$	175,000	\$	225,194	\$	89,506	Low	\$	452,844	\$	874,000
100	\$184,200	ASHLEY TERRACE	i	09-09-29-411-098	401	8/9/2022	\$	614,000	1	\$	3,150	\$	175,000	\$	184,200	\$	824,163	\$	175,000	\$	164,833	\$	19,367	Low	\$	309,125	\$	439,000
100	\$230,700	ASHLEY TERRACE	i	09-09-29-411-105	401	8/8/2022	\$	769,000	1	\$	3,150	\$	175,000	\$	230,700	\$	914,410	\$	175,000	\$	182,882	\$	47,818	Low	\$	352,100	\$	594,000
100	\$154,200	ASHLEY TERRACE	i	09-09-29-411-108	401	8/4/2022	\$	514,000	1	\$	3,150	\$	175,000	\$	154,200	\$	768,309	\$	175,000	\$	153,662	\$	538	Low	\$	282,528	\$	339,000
100	\$265,500	ASHLEY TERRACE	i	09-09-29-411-101	401	8/3/2022	\$	885,000	1	\$	3,150	\$	175,000	\$	265,500	\$	1,085,178	\$	175,000	\$	217,036	\$	48,464	Low	\$	433,418	\$	710,000
100	\$182,700	ASHLEY TERRACE	i	09-09-29-411-104	401	8/2/2022	\$	609,000	1	\$	3,150	\$	175,000	\$	182,700	\$	824,163	\$	175,000	\$	164,833	\$	17,867	Low	\$	309,125	\$	434,000
100	\$246,900	ASHLEY TERRACE	i	09-09-29-411-106	401	8/2/2022	\$	823,000	1	\$	3,150	\$	175,000	\$	246,900	\$	993,992	\$	175,000	\$	198,798	\$	48,102	Low	\$	389,996	\$	648,000
100	\$358,680	ASHLEY TERRACE	i	09-09-29-150-070	401	8/1/2022	\$	1,195,600	0	\$	3,150	\$	175,000	\$	358,680	\$	1,168,113	\$	175,000	\$	233,623	\$	125,057	Low	\$	472,911	\$	1,020,600
100	\$379,166	ASHLEY TERRACE	i	09-09-29-150-076	401	7/29/2022	\$	1,263,888	0	\$	3,150	\$	175,000	\$	379,166	\$	1,126,277	\$	175,000	\$	225,255	\$	153,911	Low	\$	452,989	\$	1,088,888
100	\$178,500	ASHLEY TERRACE	i	09-09-29-411-097	401	7/28/2022	\$	595,000	1	\$	3,150	\$	175,000	\$	178,500	\$	849,743	\$	175,000	\$	169,949	\$	8,551	Low	\$	321,306	\$	420,000
100	\$285,000	ASHLEY TERRACE	i	09-09-29-411-107	401	7/27/2022	\$	950,000	1	\$	3,150	\$	175,000	\$	285,000	\$	1,085,178	\$	175,000	\$	217,036	\$	67,964	Low	\$	433,418	\$	775,000
100	\$230,700	ASHLEY TERRACE	i	09-09-29-411-111	401	7/27/2022	\$	769,000	1	\$	3,150	\$	175,000	\$	230,700	\$	914,410	\$	175,000	\$	182,882	\$	47,818	Low	\$	352,100	\$	594,000
100	\$233,700	ASHLEY TERRACE	i	09-09-29-411-099	401	7/22/2022	\$	779,000	1	\$	3,150	\$	175,000	\$	233,700	\$	914,410	\$	175,000	\$	182,882	\$	50,818	Low	\$	352,100	\$	604,000
100	\$187,500	ASHLEY TERRACE	i	09-09-29-411-103	401	7/22/2022	\$	625,000	1	\$	3,150	\$	175,000	\$	187,500	\$	849,743	\$	175,000	\$	169,949	\$	17,551	Low	\$	321,306	\$	450,000
100	\$273,750	ASHLEY TERRACE	i	09-09-29-150-035	401	7/18/2022	\$	912,500	0	\$	3,150	\$	175,000	\$	273,750	\$	905,979	\$	175,000	\$	181,196	\$	92,554	Low	\$	348,085	\$	737,500
100	\$186,900	ASHLEY TERRACE	i	09-09-29-411-109	401	7/15/2022	\$	623,000	1	\$	3,150	\$	175,000	\$	186,900	\$	849,743	\$	175,000	\$	169,949	\$	16,951	Low	\$	321,306	\$	448,000
100	\$448,427	ASHLEY TERRACE	i	09-09-29-150-075	401	7/7/2022	\$	1,494,755	0	\$	3,150	\$	175,000	\$	448,427	\$	1,281,246	\$	175,000	\$	256,249	\$	192,177	Low	\$	526,784	\$	1,319,755
100	\$204,150	ASHLEY TERRACE	i	09-09-29-150-063	401	7/6/2022	\$	680,500	0	\$	3,150	\$	175,000	\$	204,150	\$	1,092,666	\$	175,000	\$	218,533	\$	(14,383)	High	\$	436,984	\$	505,500
100	\$404,063	ASHLEY TERRACE	i	09-09-29-150-079	401	7/6/2022	\$	1,346,877	0	\$	3,150	\$	175,000	\$	404,063	\$	1,126,277	\$	175,000	\$	225,255	\$	178,808	Low	\$	452,989	\$	1,171,877
100	\$437,700	ASHLEY TERRACE	i	09-09-29-139-100	401	7/1/2022	\$	1,459,000	0	\$	3,150	\$	175,000	\$	437,700	\$	1,154,553	\$	175,000	\$	230,911	\$	206,789	Low	\$	466,454	\$	1,284,000
100	\$518,434	ASHLEY TERRACE	i	09-09-29-150-077	401	7/1/2022	\$	1,728,113	0	\$	3,150	\$	175,000	\$	518,434	\$	1,441,756	\$	175,000	\$	288,351	\$	230,083	Low	\$	603,217	\$	1,553,113
100	\$476,588	ASHLEY TERRACE	i	09-09-29-150-078	401	7/1/2022	\$	1,588,628	0	\$	3,150	\$	175,000	\$	476,588	\$	1,311,085	\$	175,000	\$	262,217	\$	214,371	Low	\$	540,993	\$	1,413,628
100	\$119,970	ASHLEY TERRACE	i	09-09-29-151-023	401	6/21/2022	\$	399,900	0	\$	3,150	\$	175,000	\$	119,970	\$	473,677	\$	175,000	\$	94,735	\$	25,235	Low	\$	142,227	\$	224,900
100	\$250,500	ASHLEY TERRACE	i	09-09-29-139-101	401	6/3/2022	\$	835,000	0	\$	3,150	\$	175,000	\$	250,500	\$	754,749	\$	175,000	\$	150,950	\$	99,550	Low	\$	276,071	\$	660,000
100	\$122,970	ASHLEY TERRACE	i	09-09-29-148-039	401	6/3/2022	\$	409,900	0	\$	3,150	\$	175,000	\$	122,970	\$	454,670	\$	175,000	\$	90,934	\$	32,036	Low	\$	133,176	\$	234,900
100	\$126,000	ASHLEY TERRACE	i	09-09-29-148-067	401	5/12/2022	\$	420,000	0	\$	3,150	\$	175,000	\$	126,000	\$	440,312	\$	175,000	\$	88,062	\$	37,938	Low	\$	126,339	\$	245,000
100	\$195,000	ASHLEY TERRACE	i	09-09-29-148-057	401	5/6/2022	\$	650,000	0	\$	3,150	\$	175,000	\$	195,000	\$	615,383	\$	175,000	\$	123,077	\$	71,923	Low	\$	209,706	\$	475,000
100	\$272,700	ASHLEY TERRACE	i	09-09-29-150-052	401	4/26/2022	\$	909,000	0	\$	3,150	\$	175,000	\$	272,700	\$	828,944	\$	175,000	\$	165,789	\$	106,911	Low	\$	311,402	\$	734,000

100	\$147,450	ASHLEY TERRACE	i	09-09-29-150-041	401	3/13/2022	\$	491,500	0	\$	3,150	\$	175,000	\$	147,450	\$	529,854	\$	175,000	\$	105,971	\$	41,479	Low	\$	168,978	\$	316,500
100	\$262,500	ASHLEY TERRACE	i	09-09-29-151-032	401	3/10/2022	\$	875,000	0	\$	3,150	\$	175,000	\$	262,500	\$	1,028,917	\$	175,000	\$	205,783	\$	56,717	Low	\$	406,627	\$	700,000
100	\$225,000	ASHLEY TERRACE	i	09-09-29-151-027	401	3/3/2022	\$	750,000	0	\$	3,150	\$	175,000	\$	225,000	\$	1,032,487	\$	175,000	\$	206,497	\$	18,503	Low	\$	408,327	\$	575,000
100	\$264,000	ASHLEY TERRACE	i	09-09-29-151-064	401	2/16/2022	\$	880,000	0	\$	3,150	\$	175,000	\$	264,000	\$	974,174	\$	175,000	\$	194,835	\$	69,165	Low	\$	380,559	\$	705,000
100	\$115,500	ASHLEY TERRACE	i	09-09-29-148-137	401	2/1/2022	\$	385,000	0	\$	3,150	\$	175,000	\$	115,500	\$	454,271	\$	175,000	\$	90,854	\$	24,646	Low	\$	132,986	\$	210,000
100	\$328,500	ASHLEY TERRACE	i	09-09-29-150-061	401	11/22/2021	\$	1,095,000	0	\$	3,150	\$	175,000	\$	328,500	\$	1,038,266	\$	175,000	\$	207,653	\$	120,847	Low	\$	411,079	\$	920,000
100	\$226,500	ASHLEY TERRACE	i	09-09-29-150-056	401	9/24/2021	\$	755,000	0	\$	3,150	\$	175,000	\$	226,500	\$	796,335	\$	175,000	\$	159,267	\$	67,233	Low	\$	295,874	\$	580,000
100	\$435,000	ASHLEY TERRACE	i	09-09-29-122-020	401	9/13/2021	\$	1,450,000	0	\$	3,150	\$	175,000	\$	435,000	\$	1,331,195	\$	175,000	\$	266,239	\$	168,761	Low	\$	550,569	\$	1,275,000
100	\$286,500	ASHLEY TERRACE	i	09-09-29-151-053	401	7/30/2021	\$	955,000	0	\$	3,150	\$	175,000	\$	286,500	\$	1,032,487	\$	175,000	\$	206,497	\$	80,003	Low	\$	408,327	\$	780,000
100	\$123,000	ASHLEY TERRACE	i	09-09-29-148-029	401	7/29/2021	\$	410,000	0	\$	3,150	\$	175,000	\$	123,000	\$	464,418	\$	175,000	\$	92,884	\$	30,116	Low	\$	137,818	\$	235,000
100	\$128,100	ASHLEY TERRACE	i	09-09-29-148-043	401	7/9/2021	\$	427,000	0	\$	3,150	\$	175,000	\$	128,100	\$	450,646	\$	175,000	\$	90,129	\$	37,971	Low	\$	131,260	\$	252,000
100	\$126,000	ASHLEY TERRACE	i	09-09-29-148-128	401	7/7/2021	\$	420,000	0	\$	3,150	\$	175,000	\$	126,000	\$	454,271	\$	175,000	\$	90,854	\$	35,146	Low	\$	132,986	\$	245,000
100	\$256,500	ASHLEY TERRACE	i	09-09-29-150-060	401	6/30/2021	\$	855,000	0	\$	3,150	\$	175,000	\$	256,500	\$	872,118	\$	175,000	\$	174,424	\$	82,076	Low	\$	331,961	\$	680,000
100	\$157,500	ASHLEY TERRACE	i	09-09-29-139-102	401	6/29/2021	\$	525,000	0	\$	3,150	\$	175,000	\$	157,500	\$	592,054	\$	175,000	\$	118,411	\$	39,089	Low	\$	198,597	\$	350,000
100	\$262,500	ASHLEY TERRACE	i	09-09-29-135-048	401	6/21/2021	\$	875,000	0	\$	3,150	\$	175,000	\$	262,500	\$	930,578	\$	175,000	\$	186,116	\$	76,384	Low	\$	359,799	\$	700,000
100	\$277,500	ASHLEY TERRACE	i	09-09-29-135-046	401	6/8/2021	\$	925,000	0	\$	3,150	\$	175,000	\$	277,500	\$	914,292	\$	175,000	\$	182,858	\$	94,642	Low	\$	352,044	\$	750,000
100	\$374,085	ASHLEY TERRACE	i	09-09-29-151-045	401	6/7/2021	\$	1,246,950	0	\$	3,150	\$	175,000	\$	374,085	\$	1,409,995	\$	175,000	\$	281,999	\$	92,086	Low	\$	588,093	\$	1,071,950
100	\$253,500	ASHLEY TERRACE	i	09-09-29-151-039	401	5/28/2021	\$	845,000	0	\$	3,150	\$	175,000	\$	253,500	\$	944,232	\$	175,000	\$	188,846	\$	64,654	Low	\$	366,301	\$	670,000
100	\$187,500	ASHLEY TERRACE	i	09-09-29-139-109	401	5/20/2021	\$	625,000	0	\$	3,150	\$	175,000	\$	187,500	\$	615,019	\$	175,000	\$	123,004	\$	64,496	Low	\$	209,533	\$	450,000
100	\$136,200	ASHLEY TERRACE	i	09-09-29-148-133	401	4/9/2021	\$	454,000	0	\$	3,150	\$	175,000	\$	136,200	\$	478,099	\$	175,000	\$	95,620	\$	40,580	Low	\$	144,333	\$	279,000
100	\$135,000	ASHLEY TERRACE	i	09-09-29-151-061	401	3/26/2021	\$	450,000	0	\$	3,150	\$	175,000	\$	135,000	\$	487,988	\$	175,000	\$	97,598	\$	37,402	Low	\$	149,042	\$	275,000
100	\$163,500	ASHLEY TERRACE	i	09-09-29-151-054	401	2/4/2021	\$	545,000	0	\$	3,150	\$	175,000	\$	163,500	\$	635,207	\$	175,000	\$	127,041	\$	36,459	Low	\$	219,146	\$	370,000
100	\$165,000	ASHLEY TERRACE	i	09-09-29-151-056	401	1/28/2021	\$	550,000	0	\$	3,150	\$	175,000	\$	165,000	\$	636,135	\$	175,000	\$	127,227	\$	37,773	Low	\$	219,588	\$	375,000
100	\$163,500	ASHLEY TERRACE	i	09-09-29-148-033	401	1/22/2021	\$	545,000	0	\$	3,150	\$	175,000	\$	163,500	\$	615,383	\$	175,000	\$	123,077	\$	40,423	Low	\$	209,706	\$	370,000
100	\$162,000	ASHLEY TERRACE	i	09-09-29-151-055	401	12/18/2020	\$	540,000	0	\$	3,150	\$	175,000	\$	162,000	\$	627,487	\$	175,000	\$	125,497	\$	36,503	Low	\$	215,470	\$	365,000
100	\$126,000	ASHLEY TERRACE	i	09-09-29-148-132	401	12/10/2020	\$	420,000	0	\$	3,150	\$	175,000	\$	126,000	\$	443,187	\$	175,000	\$	88,637	\$	37,363	Low	\$	127,708	\$	245,000
100	\$450,000	ASHLEY TERRACE	i	09-09-29-151-058	401	11/13/2020	\$	1,500,000	0	\$	3,150	\$	175,000	\$	450,000	\$	1,528,591	\$	175,000	\$	305,718	\$	144,282	Low	\$	644,567	\$	1,325,000
100	\$181,500	ASHLEY TERRACE	i	09-09-29-151-069	401	11/6/2020	\$	605,000	0	\$	3,150	\$	175,000	\$	181,500	\$	297,203	\$	175,000	\$	59,441	\$	122,059	Low	\$	58,192	\$	430,000
100	\$181,500	ASHLEY TERRACE	i	09-09-29-151-047	401	11/5/2020	\$	605,000	0	\$	3,150	\$	175,000	\$	181,500	\$	521,897	\$	175,000	\$	104,379	\$	77,121	Low	\$	165,189	\$	430,000
100	\$156,600	ASHLEY TERRACE	i	09-09-29-151-029	401	10/2/2020	\$	522,000	0	\$	3,150	\$	175,000	\$	156,600	\$	606,071	\$	175,000	\$	121,214	\$	35,386	Low	\$	205,272	\$	347,000
100	\$135,000	ASHLEY TERRACE	i	09-09-29-151-049	401	8/3/2020	\$	450,000	0	\$	3,150	\$	175,000	\$	135,000	\$	477,635	\$	175,000	\$	95,527	\$	39,473	Low	\$	144,112	\$	275,000
100	\$230,700	ASHLEY TERRACE	i	09-09-29-150-047	401	7/31/2020	\$	769,000	0	\$	3,150	\$	175,000	\$	230,700	\$	773,366	\$	175,000	\$	154,673	\$	76,027	Low	\$	284,936	\$	594,000
100	\$208,500	ASHLEY TERRACE	i	09-09-29-151-060	401	6/17/2020	\$	695,000	0	\$	3,150	\$	175,000	\$	208,500	\$	680,415	\$	175,000	\$	136,083	\$	72,417	Low	\$	240,674	\$	520,000
100	\$128,400	ASHLEY TERRACE	i	09-09-29-148-027	401	3/31/2020	\$	428,000	0	\$	3,150	\$	175,000	\$	128,400	\$	454,670	\$	175,000	\$	90,934	\$	37,466	Low	\$	133,176	\$	253,000
100		ASHLEY TERRACE	i																									
100	\$258,326	ASHLEY TERRACE	i																									
100	\$242,262	ASHLEY TERRACE	i																									
100	N/A	ASHLEY TERRACE	i																									
100	N/A	ASHLEY TERRACE	i																									
100		ASHLEY TERRACE	i																									
100		ASHLEY TERRACE	i																									
100		ASHLEY TERRACE	i																									
100		ASHLEY TERRACE	i																									
100		ASHLEY TERRACE	i																									
100		ASHLEY TERRACE	i																									
100		ASHLEY TERRACE	i																									
100		ASHLEY TERRACE	i																									
100		ASHLEY TERRACE	i																									
100		ASHLEY TERRACE	i																									
100		ASHLEY TERRACE	i																									
100		ASHLEY TERRACE	i																									
100		ASHLEY TERRACE	i																									
100		ASHLEY TERRACE	i																									
100		ASHLEY TERRACE	i																									
100		ASHLEY TERRACE	i																									
100		ASHLEY TERRACE	i																									
100		ASHLEY TERRACE	i																									
100		ASHLEY TERRACE	i																									
100		ASHLEY TERRACE	i																									
100		ASHLEY TERRACE	i																									
100		ASHLEY TERRACE	i	</																								





100 ASHLEY TERRACE i  
 100 ASHLEY TERRACE i  
 100 ASHLEY TERRACE i  
 100 ASHLEY TERRACE i  
 100 ASHLEY TERRACE i  
 100 ASHLEY TERRACE i  
 100 ASHLEY TERRACE i  
 100 ASHLEY TERRACE i  
 100 ASHLEY TERRACE i  
 100 ASHLEY TERRACE i  
 100 ASHLEY TERRACE i  
 100 ASHLEY TERRACE i  
 100 ASHLEY TERRACE i  
 100 ASHLEY TERRACE i  
 100 ASHLEY TERRACE i  
 100 ASHLEY TERRACE i  
 100 ASHLEY TERRACE i  
 100 ASHLEY TERRACE i  
 100 ASHLEY TERRACE i  
 100 ASHLEY TERRACE i  
 100 ASHLEY TERRACE i  
 100 ASHLEY TERRACE i  
 100 ASHLEY TERRACE i  
 100 ASHLEY TERRACE i  
 100 ASHLEY TERRACE i

ECF TABLE	New Land \$ FF		PARCEL NUMBER	CLASS	LAST SALE	SALE PRICE	LAND FF	LAND \$ FF	LAND VALUE	LV 20% SP	MARKET VALUE	LAND VALUE	LV % MV	DIF LVSP V LVMV	LV High or Low?	BLDG BASE VAL	BLDG RSDL SALE
100		GAR ASHLEY TERRACE	j	09-09-29-148-117	401	5/22/2019	\$	545,000	0 \$	3,150 \$	30,000	\$	30,000	\$	30,000	\$	-
100		GAR ASHLEY TERRACE	j	09-09-29-148-115	401	8/15/2018	\$	870,000	0 \$	3,150 \$	30,000	\$	30,000	\$	30,000	\$	-
100		GAR ASHLEY TERRACE	j	09-09-29-148-104	401	11/13/2017	\$	370,000	0 \$	3,150 \$	30,000	\$	30,000	\$	30,000	\$	-
100		GAR ASHLEY TERRACE	j	09-09-29-148-143	401	10/11/2017	\$	357,500	0 \$	3,150 \$	30,000	\$	30,000	\$	30,000	\$	-
100		GAR ASHLEY TERRACE	j	09-09-29-148-107	401	12/11/2014	\$	34,000	0 \$	3,150 \$	30,000	\$	30,000	\$	30,000	\$	-
100		GAR ASHLEY TERRACE	j	09-09-29-148-105	401	11/4/2014	\$	27,500	0 \$	3,150 \$	30,000	\$	30,000	\$	30,000	\$	-
100		GAR ASHLEY TERRACE	j	09-09-29-148-119	401	2/25/2013	\$	550,000	0 \$	3,150 \$	30,000	\$	30,000	\$	30,000	\$	-
100		GAR ASHLEY TERRACE	j	09-09-29-148-116	401	12/21/2012	\$	235,000	0 \$	3,150 \$	30,000	\$	30,000	\$	30,000	\$	-
100		GAR ASHLEY TERRACE	j	09-09-29-148-113	401	12/19/2012	\$	261,050	0 \$	3,150 \$	30,000	\$	30,000	\$	30,000	\$	-
100		GAR ASHLEY TERRACE	j	09-09-29-148-106	401	9/25/2012	\$	260,000	0 \$	3,150 \$	30,000	\$	30,000	\$	30,000	\$	-
100		GAR ASHLEY TERRACE	j	09-09-29-148-110	401	8/24/2010	\$	35,000	0 \$	3,150 \$	30,000	\$	30,000	\$	30,000	\$	-
100		GAR ASHLEY TERRACE	j	09-09-29-148-108	401	8/21/2009	\$	220,000	0 \$	3,150 \$	30,000	\$	30,000	\$	30,000	\$	-
100		GAR ASHLEY TERRACE	j	09-09-29-148-114	401	8/1/2008	\$	626,497	0 \$	3,150 \$	30,000	\$	30,000	\$	30,000	\$	-
100		GAR ASHLEY TERRACE	j	09-09-29-148-118	401	6/17/2008	\$	499,369	0 \$	3,150 \$	30,000	\$	30,000	\$	30,000	\$	-
100		GAR ASHLEY TERRACE	j	09-09-29-148-111	401	4/4/2008	\$	435,276	0 \$	3,150 \$	30,000	\$	30,000	\$	30,000	\$	-

ECF TABLE	LAND VALUE	Bldg SqFt	PARCEL NUMBER	CLASS	LAST SALE	SALE PRICE	LAND FF	LAND \$ FF	LAND VALUE	LV % SP	MARKET VALUE	LAND VALUE	LV % MV	DIF LVSP V LVMV	LV High or Low?	BLDG BASE VAL	BLDG RSDL SALE	\$ Bldg SF
101	\$ 75,000	395	2 09-09-29-401-029	401	7/16/2020	\$ 161,000	0	\$ -	\$ 75,000	47%	\$ 142,373	\$ 75,000	\$ 28,475	\$ (28,474)	High	\$ 36,418	\$ 86,000	\$ 407.59
101	\$ 75,000	596	2 09-09-29-401-028	401	7/5/2019	\$ 195,000	0	\$ -	\$ 75,000	38%	\$ 171,860	\$ 75,000				\$ 52,357		\$ 327.18
101	\$ 75,000	383	2 09-09-29-401-026	401	4/26/2019	\$ 147,000	0	\$ -	\$ 75,000	51%	\$ 140,464	\$ 75,000				\$ 35,386		\$ 383.81
101	\$ 75,000	430	2 09-09-29-401-025	401	5/18/2017	\$ 140,000	0	\$ -	\$ 75,000	54%	\$ 147,618	\$ 75,000				\$ 39,253		\$ 325.58
101	\$ 75,000	596	2 09-09-29-401-027	401	4/6/2017	\$ 145,000	0	\$ -	\$ 75,000	52%	\$ 171,860	\$ 75,000				\$ 52,357		\$ 243.29
101	\$ 75,000	390	2 09-09-29-401-032	401	10/20/2016	\$ 120,000	0	\$ -	\$ 75,000		\$ 141,572	\$ 75,000				\$ 35,985		
101	\$ 75,000	430	2 09-09-29-401-024	401	7/28/2016	\$ 141,000	0	\$ -	\$ 75,000		\$ 147,618	\$ 75,000				\$ 39,253		
101	\$ 75,000	596	2 09-09-29-401-022	401	4/25/2014	\$ 171,000	0	\$ -	\$ 75,000		\$ 171,860	\$ 75,000				\$ 52,357		
101	\$ 75,000	596	2 09-09-29-401-033	401	8/5/2010	\$ 162,000	0	\$ -	\$ 75,000		\$ 171,860	\$ 75,000				\$ 52,357		
101	\$ 75,000	694	2 09-09-29-401-030	401	4/30/1998	\$ 125,000	0	\$ -	\$ 75,000		\$ 185,545	\$ 75,000				\$ 59,754		
101	\$ 75,000	430	2 09-09-29-401-031	401	3/25/1998	\$ 62,000	0	\$ -	\$ 75,000		\$ 147,618	\$ 75,000				\$ 39,253		
101	\$ 75,000	383	2 09-09-29-401-023	401	4/12/1996	\$ 35,990	0	\$ -	\$ 75,000		\$ 140,464	\$ 75,000				\$ 35,386		
101	\$ 78,750	430	3 09-09-29-401-036	401	7/6/2021	\$ 150,000	0	\$ -	\$ 78,750	53%	\$ 151,368	\$ 78,750	\$ 30,274	\$ (30,273)	High	\$ 39,253	\$ 71,250	\$ 348.84
101	\$ 78,750	694	3 09-09-29-401-042	401	3/26/2021	\$ 225,000	0	\$ -	\$ 78,750	35%	\$ 189,295	\$ 78,750	\$ 37,859	\$ (37,859)	High	\$ 59,754	\$ 146,250	\$ 324.21
101	\$ 78,750	430	3 09-09-29-401-043	401	2/3/2020	\$ 147,000	0	\$ -	\$ 78,750	54%	\$ 151,368	\$ 78,750	\$ 30,274	\$ (30,273)	High	\$ 39,253	\$ 68,250	\$ 341.86
101	\$ 78,750	596	3 09-09-29-401-040	401	7/18/2019	\$ 190,000	0	\$ -	\$ 78,750	41%	\$ 175,610	\$ 78,750				\$ 52,357	\$ 111,250	\$ 318.79
101	\$ 78,750	596	3 09-09-29-401-045	401	7/9/2019	\$ 192,000	0	\$ -	\$ 78,750	41%	\$ 175,610	\$ 78,750				\$ 52,357	\$ 113,250	\$ 322.15
101	\$ 78,750	596	3 09-09-29-401-039	401	5/30/2017	\$ 172,000	0	\$ -	\$ 78,750	46%	\$ 175,610	\$ 78,750				\$ 52,357	\$ 93,250	\$ 288.59
101	\$ 78,750	390	3 09-09-29-401-044	401	5/25/2017	\$ 127,900	0	\$ -	\$ 78,750	62%	\$ 145,322	\$ 78,750				\$ 35,985	\$ 49,150	\$ 327.95
101	\$ 78,750	596	3 09-09-29-401-034	401	3/23/1999	\$ 94,000	0	\$ -	\$ 78,750		\$ 175,610	\$ 78,750				\$ 52,357		
101	\$ 78,750	395	3 09-09-29-401-041	401	5/30/1997	\$ 53,000	0	\$ -	\$ 78,750		\$ 146,123	\$ 78,750				\$ 36,418		
101	\$ 78,750	383	3 09-09-29-401-038	401	3/14/1996	\$ 1	0	\$ -	\$ 78,750		\$ 144,214	\$ 78,750				\$ 35,386		
101	\$ 78,750	383	3 09-09-29-401-035	401	2/16/1996	\$ 35,990	0	\$ -	\$ 78,750		\$ 144,214	\$ 78,750				\$ 35,386		
101	\$ 78,750	430	3 09-09-29-401-037	401	7/28/1994	\$ 1	0	\$ -	\$ 78,750		\$ 151,368	\$ 78,750				\$ 39,253		
101	\$ 82,500	383	4 09-09-29-401-050	401	4/13/2023	\$ 161,000	0	\$ -	\$ 82,500	51%	\$ 147,964	\$ 82,500	\$ 29,593	\$ (29,592)	High	\$ 35,386	\$ 78,500	\$ 420.37
101	\$ 82,500	383	4 09-09-29-401-047	401	5/2/2022	\$ 158,000	0	\$ -	\$ 82,500	52%	\$ 147,964	\$ 82,500	\$ 29,593	\$ (29,592)	High	\$ 35,386	\$ 75,500	\$ 412.53
101	\$ 82,500	596	4 09-09-29-401-046	401	4/13/2022	\$ 197,000	0	\$ -	\$ 82,500	42%	\$ 179,360	\$ 82,500	\$ 35,872	\$ (35,872)	High	\$ 52,357	\$ 114,500	\$ 330.54
101	\$ 82,500	430	4 09-09-29-401-048	401	5/21/2021	\$ 164,000	0	\$ -	\$ 82,500	50%	\$ 155,118	\$ 82,500	\$ 31,024	\$ (31,023)	High	\$ 39,253	\$ 81,500	\$ 381.40
101	\$ 82,500	430	4 09-09-29-401-055	401	3/25/2021	\$ 143,000	0	\$ -	\$ 82,500	58%	\$ 155,118	\$ 82,500	\$ 31,024	\$ (31,023)	High	\$ 39,253	\$ 60,500	\$ 332.56
101	\$ 82,500	430	4 09-09-29-401-049	401	7/24/2020	\$ 146,800	0	\$ -	\$ 82,500	56%	\$ 155,118	\$ 82,500	\$ 31,024	\$ (31,023)	High	\$ 39,253	\$ 64,300	\$ 341.40
101	\$ 82,500	596	4 09-09-29-401-052	401	1/11/2019	\$ 185,500	0	\$ -	\$ 82,500	44%	\$ 179,360	\$ 82,500				\$ 52,357		\$ 311.24
101	\$ 82,500	390	4 09-09-29-401-056	401	2/21/2014	\$ 120,000	0	\$ -	\$ 82,500		\$ 149,072	\$ 82,500				\$ 35,985		
101	\$ 82,500	596	4 09-09-29-401-057	401	3/2/2011	\$ 178,000	0	\$ -	\$ 82,500		\$ 179,360	\$ 82,500				\$ 52,357		
101	\$ 82,500	395	4 09-09-29-401-053	401	10/6/2010	\$ 100,000	0	\$ -	\$ 82,500		\$ 149,873	\$ 82,500				\$ 36,418		
101	\$ 82,500	694	4 09-09-29-401-054	401	9/25/2009	\$ 155,000	0	\$ -	\$ 82,500		\$ 193,045	\$ 82,500				\$ 59,754		
101	\$ 82,500	596	4 09-09-29-401-051	401	8/18/1993	\$ 1	0	\$ -	\$ 82,500		\$ 179,360	\$ 82,500				\$ 52,357		
101	\$ 86,250	596	5 09-09-29-401-063	401	9/2/2022	\$ 227,500	0	\$ -	\$ 86,250	38%	\$ 183,110	\$ 86,250	\$ 36,622	\$ (36,622)	High	\$ 52,357	\$ 141,250	\$ 381.71
101	\$ 86,250	390	5 09-09-29-401-068	401	7/29/2022	\$ 179,000	0	\$ -	\$ 86,250	48%	\$ 152,822	\$ 86,250	\$ 30,564	\$ (30,564)	High	\$ 35,985	\$ 92,750	\$ 458.97
101	\$ 86,250	596	5 09-09-29-401-064	401	7/15/2022	\$ 225,000	0	\$ -	\$ 86,250	38%	\$ 183,110	\$ 86,250	\$ 36,622	\$ (36,622)	High	\$ 52,357	\$ 138,750	\$ 377.52
101	\$ 86,250	383	5 09-09-29-401-059	401	6/30/2022	\$ 155,000	0	\$ -	\$ 86,250	56%	\$ 151,714	\$ 86,250	\$ 30,343	\$ (30,342)	High	\$ 35,386	\$ 68,750	\$ 404.70
101	\$ 86,250	430	5 09-09-29-401-061	401	4/22/2021	\$ 170,000	0	\$ -	\$ 86,250	51%	\$ 158,868	\$ 86,250	\$ 31,774	\$ (31,773)	High	\$ 39,253	\$ 83,750	\$ 395.35
101	\$ 86,250	596	5 09-09-29-401-069	401	5/1/2018	\$ 171,500	0	\$ -	\$ 86,250	50%	\$ 183,110	\$ 86,250				\$ 52,357		
101	\$ 86,250	596	5 09-09-29-401-058	401	12/13/2017	\$ 171,000	0	\$ -	\$ 86,250	50%	\$ 183,110	\$ 86,250				\$ 52,357		
101	\$ 86,250	430	5 09-09-29-401-067	401	8/15/2016	\$ 127,500	0	\$ -	\$ 86,250		\$ 158,868	\$ 86,250				\$ 39,253		
101	\$ 86,250	395	5 09-09-29-401-065	401	4/1/2016	\$ 126,000	0	\$ -	\$ 86,250		\$ 153,623	\$ 86,250				\$ 36,418		
101	\$ 86,250	383	5 09-09-29-401-062	401	10/31/2014	\$ 112,000	0	\$ -	\$ 86,250		\$ 151,714	\$ 86,250				\$ 35,386		





101	\$	101,250	694	9	09-09-29-401-114	401	9/30/1996	\$	98,000	0	\$	-	\$	101,250	\$	211,795	\$	101,250	\$	59,754											
101	\$	101,250	383	9	09-09-29-401-110	401	5/20/1996	\$	42,990	0	\$	-	\$	101,250	\$	166,714	\$	101,250	\$	35,386											
101	\$	101,250	390	9	09-09-29-401-116	401	5/17/1996	\$	48,990	0	\$	-	\$	101,250	\$	167,822	\$	101,250	\$	35,985											
101	\$	101,250	596	9	09-09-29-401-112	401	4/21/1989	\$	84,400	0	\$	-	\$	101,250	\$	198,110	\$	101,250	\$	52,357											
<b>ECF TABLE</b>	<b>LAND VALUE</b>	<b>Bldg SqFt</b>	<b>PARCEL NUMBER</b>	<b>CLASS</b>	<b>LAST SALE</b>	<b>SALE PRICE</b>	<b>LAND FF</b>	<b>LAND \$ FF</b>	<b>LAND VALUE</b>	<b>LV % SP</b>	<b>MARKET VALUE</b>	<b>LAND VALUE</b>	<b>LV % MV</b>	<b>DIF LVSP V LVMV</b>	<b>LV High or Low?</b>	<b>BLDG BASE VAL</b>	<b>BLDG RSDL SALE</b>	<b>\$ Bldg SF</b>													
101	\$	105,000	430	10	09-09-29-401-120	401	10/5/2021	\$	180,000	0	\$	-	\$	105,000	58%	\$	177,618	\$	105,000	\$	35,524	\$	(35,523)	High	\$	39,253	\$	75,000	\$	418.60	
101	\$	105,000	395	10	09-09-29-401-126	401	8/2/2021	\$	276,000	0	\$	-	\$	105,000	38%	\$	217,560	\$	105,000	\$	43,512	\$	(43,512)	High	\$	60,843	\$	171,000	\$	698.73	
101	\$	105,000	596	10	09-09-29-401-118	401	7/30/2021	\$	223,000	0	\$	-	\$	105,000	47%	\$	201,860	\$	105,000	\$	40,372	\$	(40,372)	High	\$	52,357	\$	118,000	\$	374.16	
101	\$	105,000	383	10	09-09-29-401-123	401	3/26/2021	\$	227,000	0	\$	-	\$	105,000	46%	\$	201,860	\$	105,000	\$	40,372	\$	(40,372)	High	\$	52,357	\$	122,000	\$	592.69	
101	\$	105,000	430	10	09-09-29-401-121	401	12/9/2020	\$	172,500	0	\$	-	\$	105,000	61%	\$	177,618	\$	105,000	\$	35,524	\$	(35,523)	High	\$	39,253	\$	67,500	\$	401.16	
101	\$	105,000	430	10	09-09-29-401-128	401	6/19/2020	\$	139,000	0	\$	-	\$	105,000	76%	\$	171,572	\$	105,000	\$	34,314	\$	(34,314)	High	\$	35,985	\$	34,000	\$	323.26	
101	\$	105,000	596	10	09-09-29-401-124	401	6/12/2020	\$	205,000	0	\$	-	\$	105,000	51%	\$	201,860	\$	105,000	\$	40,372	\$	(40,371)	High	\$	52,357	\$	100,000	\$	343.96	
101	\$	105,000	596	10	09-09-29-401-125	401	6/6/2016	\$	135,000	0	\$	-	\$	105,000		\$	172,373	\$	105,000						\$	36,418					
101	\$	105,000	390	10	09-09-29-401-129	401	8/14/2015	\$	165,000	0	\$	-	\$	105,000		\$	201,860	\$	105,000						\$	52,357					
101	\$	105,000	383	10	09-09-29-401-119	401	6/30/2006	\$	155,000	0	\$	-	\$	105,000		\$	170,464	\$	105,000						\$	35,386					
101	\$	105,000	694	10	09-09-29-401-127	401	2/21/2003	\$	106,000	0	\$	-	\$	105,000		\$	177,618	\$	105,000						\$	39,253					
101	\$	105,000	596	10	09-09-29-401-122	401	6/30/1995	\$	37,990	0	\$	-	\$	105,000		\$	170,464	\$	105,000						\$	35,386					
<b>ECF TABLE</b>	<b>LAND VALUE</b>	<b>Bldg SqFt</b>	<b>PARCEL NUMBER</b>	<b>CLASS</b>	<b>LAST SALE</b>	<b>SALE PRICE</b>	<b>LAND FF</b>	<b>LAND \$ FF</b>	<b>LAND VALUE</b>	<b>LV % SP</b>	<b>MARKET VALUE</b>	<b>LAND VALUE</b>	<b>LV % MV</b>	<b>DIF LVSP V LVMV</b>	<b>LV High or Low?</b>	<b>BLDG BASE VAL</b>	<b>BLDG RSDL SALE</b>	<b>\$ Bldg SF</b>													
101	\$	108,750	596	11	09-09-29-401-136	401	7/29/2022	\$	240,000	0	\$	-	\$	108,750	45%	\$	205,610	\$	108,750	\$	41,122	\$	(41,122)	High	\$	52,357	\$	131,250	\$	402.68	
101	\$	108,750	596	11	09-09-29-401-135	401	7/26/2022	\$	250,000	0	\$	-	\$	108,750	44%	\$	205,610	\$	108,750	\$	41,122	\$	(41,122)	High	\$	52,357	\$	141,250	\$	419.46	
101	\$	108,750	383	11	09-09-29-401-134	401	8/16/2021	\$	155,000	0	\$	-	\$	108,750	70%	\$	174,214	\$	108,750	\$	34,843	\$	(34,842)	High	\$	35,386	\$	46,250	\$	404.70	
101	\$	108,750	430	11	09-09-29-401-139	401	4/11/2017	\$	138,500	0	\$	-	\$	108,750	79%	\$	181,368	\$	108,750						\$	39,253				\$	322.09
101	\$	108,750	694	11	09-09-29-401-138	401	12/2/2016	\$	212,900	0	\$	-	\$	108,750	51%	\$	219,295	\$	108,750						\$	59,754				\$	306.77
101	\$	108,750	430	11	09-09-29-401-132	401	12/16/2014	\$	141,000	0	\$	-	\$	108,750		\$	181,368	\$	108,750						\$	39,253					
101	\$	108,750	383	11	09-09-29-401-131	401	5/21/2012	\$	123,000	0	\$	-	\$	108,750		\$	174,214	\$	108,750						\$	35,386					
101	\$	108,750	430	11	09-09-29-401-133	401	7/11/2011	\$	140,000	0	\$	-	\$	108,750		\$	181,368	\$	108,750						\$	39,253					
101	\$	108,750	390	11	09-09-29-401-140	401	7/15/2002	\$	105,000	0	\$	-	\$	108,750		\$	175,322	\$	108,750						\$	35,985					
101	\$	108,750	596	11	09-09-29-401-141	401	4/8/1999	\$	115,000	0	\$	-	\$	108,750		\$	205,610	\$	108,750						\$	52,357					
101	\$	108,750	596	11	09-09-29-401-130	401	2/12/1998	\$	103,000	0	\$	-	\$	108,750		\$	205,610	\$	108,750						\$	52,357					
101	\$	108,750	395	11	09-09-29-401-137	401	5/1/1996	\$	55,990	0	\$	-	\$	108,750		\$	176,123	\$	108,750						\$	36,418					
<b>ECF TABLE</b>	<b>LAND VALUE</b>	<b>Bldg SqFt</b>	<b>PARCEL NUMBER</b>	<b>CLASS</b>	<b>LAST SALE</b>	<b>SALE PRICE</b>	<b>LAND FF</b>	<b>LAND \$ FF</b>	<b>LAND VALUE</b>	<b>LV % SP</b>	<b>MARKET VALUE</b>	<b>LAND VALUE</b>	<b>LV % MV</b>	<b>DIF LVSP V LVMV</b>	<b>LV High or Low?</b>	<b>BLDG BASE VAL</b>	<b>BLDG RSDL SALE</b>	<b>\$ Bldg SF</b>													
101	\$	112,500	596	12	09-09-29-401-153	401	2/24/2023	\$	205,000	0	\$	-	\$	112,500	55%	\$	209,360	\$	112,500	\$	41,872	\$	(41,871)	High	\$	52,357	\$	92,500	\$	343.96	
101	\$	112,500	395	12	09-09-29-401-149	401	12/27/2021	\$	167,000	0	\$	-	\$	112,500	67%	\$	179,873	\$	112,500	\$	35,975	\$	(35,974)	High	\$	36,418	\$	54,500	\$	422.78	
101	\$	112,500	430	12	09-09-29-401-145	401	4/1/2021	\$	181,500	0	\$	-	\$	112,500	62%	\$	185,118	\$	112,500	\$	37,024	\$	(37,023)	High	\$	39,253	\$	69,000	\$	422.09	
101	\$	112,500	596	12	09-09-29-401-148	401	2/28/2021	\$	225,000	0	\$	-	\$	112,500	50%	\$	209,360	\$	112,500	\$	41,872	\$	(41,872)	High	\$	52,357	\$	112,500	\$	377.52	
101	\$	112,500	430	12	09-09-29-401-151	401	8/7/2019	\$	153,000	0	\$	-	\$	112,500	74%	\$	185,118	\$	112,500						\$	39,253				\$	355.81
101	\$	112,500	383	12	09-09-29-401-146	401	5/31/2019	\$	147,000	0	\$	-	\$	112,500	77%	\$	177,964	\$	112,500						\$	35,386				\$	383.81
101	\$	112,500	383	12	09-09-29-401-143	401	9/29/2016	\$	126,000	0	\$	-	\$	112,500		\$	177,964	\$	112,500						\$	35,386					
101	\$	112,500	596	12	09-09-29-401-147	401	8/11/2016	\$	197,000	0	\$	-	\$	112,500		\$	209,360	\$	112,500						\$	52,357					
101	\$	112,500	430	12	09-09-29-401-144	401	6/11/2014	\$	153,000	0	\$	-	\$	112,500		\$	185,118	\$	112,500						\$	39,253					
101	\$	112,500	694	12	09-09-29-401-150	401	3/31/2005	\$	227,000	0	\$	-	\$	112,500		\$	223,045	\$	112,500						\$	59,754					
101	\$	112,500	390	12	09-09-29-401-152	401	4/19/2002	\$	101,500	0	\$	-	\$	112,500		\$	179,072	\$	112,500						\$	35,985					
101	\$	112,500	596	12	09-09-29-401-142	401	6/20/1997	\$	95,000	0	\$	-	\$	112,500		\$	209,360	\$	112,500						\$	52,357					
<b>ECF TABLE</b>	<b>LAND VALUE</b>	<b>Bldg SqFt</b>	<b>PARCEL NUMBER</b>	<b>CLASS</b>	<b>LAST SALE</b>	<b>SALE PRICE</b>	<b>LAND FF</b>	<b>LAND \$ FF</b>	<b>LAND VALUE</b>	<b>LV % SP</b>	<b>MARKET VALUE</b>	<b>LAND VALUE</b>	<b>LV % MV</b>	<b>DIF LVSP V LVMV</b>	<b>LV High or Low?</b>	<b>BLDG BASE VAL</b>	<b>BLDG RSDL SALE</b>	<b>\$ Bldg SF</b>													
101	\$	116,250	596	13	09-09-29-401-154	401	7/26/2022	\$	230,000	0	\$	-	\$	116,250	51%	\$	213,110	\$	116,250	\$	42,622	\$	(42,621)	High	\$	52,357	\$	113,750	\$	385.91	
101	\$	116,250	430	13	09-09-29-401-163	401	10/27/2021	\$	173,000	0	\$	-	\$	116,250	67%	\$	188,868	\$	116,250	\$	37,774	\$	(37,773)	High	\$	39,253	\$	56,750	\$	402.33	
101	\$	116,250	694	13	09-09-29-401-162	401	3/19/2020	\$	245,000	0	\$	-	\$	116,250	47%	\$	230,817	\$	116,250	\$	46,163	\$	(46,163)	High	\$	61,928	\$	128,750	\$	353.03	
101	\$	116,250	596	13	09-09-29-401-160	401	4/23/2019	\$	230,000	0	\$	-	\$	116,250	51%	\$	213,110	\$	116,250						\$	52,357				\$	385.91
101	\$	116,250	395	13	09-09-29-401-161	401	8/24/2018	\$	160,250	0	\$	-	\$	116,250	73%	\$	183,623	\$	116,250						\$	36,418				\$	405.70
101	\$	116,250	430	13	09-09-29-401-156	401	1/8/2018	\$	175,000	0	\$	-	\$	116,250	66%	\$	188,868	\$	116,250						\$	39,253				\$	406.98

101	\$	116,250	596	13	09-09-29-401-159	401	10/13/2017	\$	197,000	0	\$	-	\$	116,250	\$	213,110	\$	116,250	\$	52,357	\$	330.54								
101	\$	116,250	430	13	09-09-29-401-157	401	5/6/2016	\$	160,000	0	\$	-	\$	116,250	\$	188,868	\$	116,250	\$	39,253										
101	\$	116,250	383	13	09-09-29-401-158	401	7/30/2012	\$	122,000	0	\$	-	\$	116,250	\$	181,714	\$	116,250	\$	35,386										
101	\$	116,250	596	13	09-09-29-401-165	401	7/3/2006	\$	233,000	0	\$	-	\$	116,250	\$	213,110	\$	116,250	\$	52,357										
101	\$	116,250	383	13	09-09-29-401-155	401	5/6/2005	\$	137,000	0	\$	-	\$	116,250	\$	181,714	\$	116,250	\$	35,386										
101	\$	116,250	390	13	09-09-29-401-164	401	3/24/1994	\$	1	0	\$	-	\$	116,250	\$	182,822	\$	116,250	\$	35,985										
ECF TABLE	LAND VALUE	Bldg SqFt	PARCEL NUMBER	CLASS	LAST SALE	SALE PRICE	LAND FF	LAND \$ FF	LAND VALUE	LV % SP	MARKET VALUE	LAND VALUE	LV % MV	DIF LVSP V LVMV	LV High or Low?	BLDG BASE VAL	BLDG RSDL SALE	\$ Bldg SF												
101	\$	120,000	430	14	09-09-29-401-168	401	1/31/2023	\$	225,000	0	\$	-	\$	120,000	53%	\$	192,618	\$	120,000	\$	38,524	\$	(38,523) High	\$	39,253	\$	105,000	\$	523.26	
101	\$	120,000	596	14	09-09-29-401-171	401	12/28/2022	\$	230,000	0	\$	-	\$	120,000	52%	\$	216,860	\$	120,000	\$	43,372	\$	(43,371) High	\$	52,357	\$	110,000	\$	385.91	
101	\$	120,000	596	14	09-09-29-401-172	401	12/23/2021	\$	240,000	0	\$	-	\$	120,000	50%	\$	216,860	\$	120,000	\$	43,372	\$	(43,372) High	\$	52,357	\$	120,000	\$	402.68	
101	\$	120,000	383	14	09-09-29-401-167	401	10/20/2021	\$	155,000	0	\$	-	\$	120,000	77%	\$	185,464	\$	120,000	\$	37,093	\$	(37,092) High	\$	35,386	\$	35,000	\$	404.70	
101	\$	120,000	383	14	09-09-29-401-170	401	5/28/2021	\$	164,000	0	\$	-	\$	120,000	73%	\$	185,464	\$	120,000	\$	37,093	\$	(37,092) High	\$	35,386	\$	44,000	\$	428.20	
101	\$	120,000	694	14	09-09-29-401-174	401	2/26/2021	\$	237,500	0	\$	-	\$	120,000	51%	\$	230,545	\$	120,000	\$	46,109	\$	(46,108) High	\$	59,754	\$	117,500	\$	342.22	
101	\$	120,000	430	14	09-09-29-401-175	401	6/27/2017	\$	153,000	0	\$	-	\$	120,000		\$	192,618	\$	120,000						\$	39,253			\$	355.81
101	\$	120,000	390	14	09-09-29-401-176	401	4/9/2015	\$	137,000	0	\$	-	\$	120,000		\$	186,572	\$	120,000						\$	35,985				
101	\$	120,000	596	14	09-09-29-401-166	401	8/11/2009	\$	143,000	0	\$	-	\$	120,000		\$	216,860	\$	120,000						\$	52,357				
101	\$	120,000	596	14	09-09-29-401-177	401	7/30/2003	\$	185,000	0	\$	-	\$	120,000		\$	216,860	\$	120,000						\$	52,357				
101	\$	120,000	430	14	09-09-29-401-169	401	6/10/1998	\$	84,000	0	\$	-	\$	120,000		\$	192,618	\$	120,000						\$	39,253				
101	\$	120,000	395	14	09-09-29-401-173	401	4/30/1996	\$	60,500	0	\$	-	\$	120,000		\$	187,373	\$	120,000						\$	36,418				
ECF TABLE	LAND VALUE	Bldg SqFt	PARCEL NUMBER	CLASS	LAST SALE	SALE PRICE	LAND FF	LAND \$ FF	LAND VALUE	LV % SP	MARKET VALUE	LAND VALUE	LV % MV	DIF LVSP V LVMV	LV High or Low?	BLDG BASE VAL	BLDG RSDL SALE	\$ Bldg SF												
101	\$	123,750	596	15	09-09-29-401-183	401	4/12/2023	\$	220,000	0	\$	-	\$	123,750	56%	\$	220,610	\$	123,750	\$	44,122	\$	(44,121) High	\$	52,357	\$	96,250	\$	369.13	
101	\$	123,750	390	15	09-09-29-401-188	401	2/24/2023	\$	188,000	0	\$	-	\$	123,750	66%	\$	190,322	\$	123,750	\$	38,064	\$	(38,064) High	\$	35,985	\$	64,250	\$	482.05	
101	\$	123,750	430	15	09-09-29-401-181	401	5/4/2022	\$	205,000	0	\$	-	\$	123,750	60%	\$	196,368	\$	123,750	\$	39,274	\$	(39,273) High	\$	39,253	\$	81,250	\$	476.74	
101	\$	123,750	596	15	09-09-29-401-178	401	7/7/2021	\$	223,000	0	\$	-	\$	123,750	55%	\$	220,610	\$	123,750	\$	44,122	\$	(44,121) High	\$	52,357	\$	99,250	\$	374.16	
101	\$	123,750	596	15	09-09-29-401-189	401	7/15/2020	\$	243,000	0	\$	-	\$	123,750	51%	\$	220,610	\$	123,750	\$	44,122	\$	(44,121) High	\$	52,357	\$	119,250	\$	407.72	
101	\$	123,750	596	15	09-09-29-401-184	401	8/24/2016	\$	175,000	0	\$	-	\$	123,750	71%	\$	220,610	\$	123,750						\$	52,357				
101	\$	123,750	383	15	09-09-29-401-179	401	2/28/2014	\$	125,000	0	\$	-	\$	123,750		\$	189,214	\$	123,750						\$	35,386				
101	\$	123,750	395	15	09-09-29-401-185	401	12/5/2007	\$	167,500	0	\$	-	\$	123,750		\$	191,123	\$	123,750						\$	36,418				
101	\$	123,750	694	15	09-09-29-401-186	401	3/19/2003	\$	181,500	0	\$	-	\$	123,750		\$	234,295	\$	123,750						\$	59,754				
101	\$	123,750	430	15	09-09-29-401-187	401	7/15/1999	\$	83,900	0	\$	-	\$	123,750		\$	196,368	\$	123,750						\$	39,253				
101	\$	123,750	383	15	09-09-29-401-182	401	1/14/1997	\$	45,990	0	\$	-	\$	123,750		\$	189,214	\$	123,750						\$	35,386				
101	\$	123,750	430	15	09-09-29-401-180	401	2/11/1995	\$	67,700	0	\$	-	\$	123,750		\$	196,368	\$	123,750						\$	39,253				
ECF TABLE	LAND VALUE	Bldg SqFt	PARCEL NUMBER	CLASS	LAST SALE	SALE PRICE	LAND FF	LAND \$ FF	LAND VALUE	LV % SP	MARKET VALUE	LAND VALUE	LV % MV	DIF LVSP V LVMV	LV High or Low?	BLDG BASE VAL	BLDG RSDL SALE	\$ Bldg SF												
101	\$	127,500	596	16	09-09-29-401-201	401	6/23/2022	\$	240,000	0	\$	-	\$	127,500	53%	\$	224,360	\$	127,500	\$	44,872	\$	(44,871) High	\$	52,357	\$	112,500	\$	402.68	
101	\$	127,500	430	16	09-09-29-401-199	401	3/24/2022	\$	176,000	0	\$	-	\$	127,500	72%	\$	200,118	\$	127,500	\$	40,024	\$	(40,023) High	\$	39,253	\$	48,500	\$	409.30	
101	\$	127,500	430	16	09-09-29-401-192	401	7/16/2021	\$	178,000	0	\$	-	\$	127,500	72%	\$	200,118	\$	127,500	\$	40,024	\$	(40,023) High	\$	39,253	\$	50,500	\$	413.95	
101	\$	127,500	390	16	09-09-29-401-200	401	2/13/2021	\$	168,750	0	\$	-	\$	127,500	76%	\$	194,072	\$	127,500	\$	38,814	\$	(38,814) High	\$	35,985	\$	41,250	\$	432.69	
101	\$	127,500	395	16	09-09-29-401-197	401	5/18/2017	\$	156,000	0	\$	-	\$	127,500	82%	\$	194,873	\$	127,500						\$	36,418			\$	394.94
101	\$	127,500	596	16	09-09-29-401-190	401	11/16/2016	\$	191,800	0	\$	-	\$	127,500	66%	\$	224,360	\$	127,500						\$	52,357				
101	\$	127,500	596	16	09-09-29-401-195	401	3/21/2016	\$	160,000	0	\$	-	\$	127,500		\$	224,360	\$	127,500						\$	52,357				
101	\$	127,500	694	16	09-09-29-401-198	401	7/10/2008	\$	235,000	0	\$	-	\$	127,500		\$	238,045	\$	127,500						\$	59,754				
101	\$	127,500	383	16	09-09-29-401-194	401	5/22/2003	\$	123,000	0	\$	-	\$	127,500		\$	192,964	\$	127,500						\$	35,386				
101	\$	127,500	430	16	09-09-29-401-193	401	4/21/2003	\$	162,000	0	\$	-	\$	127,500		\$	200,118	\$	127,500						\$	39,253				
101	\$	127,500	383	16	09-09-29-401-191	401	12/7/2000	\$	87,500	0	\$	-	\$	127,500		\$	192,964	\$	127,500						\$	35,386				
101	\$	127,500	596	16	09-09-29-401-196	401	4/26/1988	\$	1	0	\$	-	\$	127,500		\$	224,360	\$	127,500						\$	52,357				
ECF TABLE	LAND VALUE	Bldg SqFt	PARCEL NUMBER	CLASS	LAST SALE	SALE PRICE	LAND FF	LAND \$ FF	LAND VALUE	LV % SP	MARKET VALUE	LAND VALUE	LV % MV	DIF LVSP V LVMV	LV High or Low?	BLDG BASE VAL	BLDG RSDL SALE	\$ Bldg SF												
101	\$	131,250	390	17	09-09-29-401-212	401	2/28/2023	\$	195,000	0	\$	-	\$	131,250	67%	\$	197,822	\$	131,250	\$	39,564	\$	(39,564) High	\$	35,985	\$	63,750	\$	500.00	
101	\$	131,250	596	17	09-09-29-401-213	401	1/12/2023	\$	210,000	0	\$	-	\$	131,250	63%	\$	228,110	\$	131,250	\$	45,622	\$	(45,621) High	\$	52,357	\$	78,750	\$	352.35	
101	\$	131,250	596	17	09-09-29-401-208	401	8/19/2022	\$	269,000	0	\$	-	\$	131,250	49%	\$	228,110	\$	131,250	\$	45,622	\$	(45,622) High	\$	52,357	\$	137,750	\$	451.34	
101	\$	131,250	596	17	09-09-29-401-202	401	7/7/2022	\$	205,000	0	\$	-	\$	131,250	64%	\$	228,110	\$	131,250	\$	45,622	\$	(45,621) High	\$	52,357	\$	73,750	\$	343.96	

101	\$	131,250	383	17	09-09-29-401-203	401	7/7/2022	\$	205,000	0	\$	-	\$	131,250	64%	\$	196,714	\$	131,250	\$	39,343	\$	(39,342)	High	\$	35,386	\$	73,750	\$	535.25
101	\$	131,250	596	17	09-09-29-401-207	401	6/6/2022	\$	266,500	0	\$	-	\$	131,250	49%	\$	228,110	\$	131,250	\$	45,622	\$	(45,622)	High	\$	52,357	\$	135,250	\$	447.15
101	\$	131,250	383	17	09-09-29-401-206	401	2/4/2022	\$	185,000	0	\$	-	\$	131,250		\$	196,714	\$	131,250	\$	39,343	\$	(39,343)	High	\$	35,386	\$	53,750	\$	483.03
101	\$	131,250	694	17	09-09-29-401-210	401	11/18/2021	\$	232,000	0	\$	-	\$	131,250		\$	241,795	\$	131,250	\$	48,359	\$	(48,359)	High	\$	59,754	\$	100,750	\$	334.29
101	\$	131,250	430	17	09-09-29-401-205	401	12/8/2017	\$	175,000	0	\$	-	\$	131,250		\$	203,868	\$	131,250						\$	39,253				406.98
101	\$	131,250	395	17	09-09-29-401-209	401	5/1/2017	\$	153,000	0	\$	-	\$	131,250		\$	198,623	\$	131,250						\$	36,418				387.34
101	\$	131,250	430	17	09-09-29-401-211	401	5/24/2000	\$	90,750	0	\$	-	\$	131,250		\$	203,868	\$	131,250						\$	39,253				
101	\$	131,250	430	17	09-09-29-401-204	401	8/30/1991	\$	78,000	0	\$	-	\$	131,250		\$	203,868	\$	131,250						\$	39,253				
<b>ECF TABLE</b>	<b>LAND VALUE</b>	Bldg SqFt	<b>PARCEL NUMBER</b>	<b>CLASS</b>	<b>LAST SALE</b>	<b>SALE PRICE</b>	<b>LAND FF</b>	<b>LAND \$ FF</b>	<b>LAND VALUE</b>	<b>LV % SP</b>	<b>MARKET VALUE</b>	<b>LAND VALUE</b>	<b>LV % MV</b>	<b>DIF LVSP V LVMV</b>	<b>LV High or Low?</b>	<b>BLDG BASE VAL</b>	<b>BLDG RSDL SALE</b>	<b>\$ Bldg SF</b>												
101	\$	135,000	694	18	09-09-29-401-222	401	5/30/2023	\$	285,000	0	\$	-	\$	135,000	47%	\$	245,545	\$	135,000	\$	49,109	\$	(49,109)	High	\$	59,754	\$	150,000	\$	410.66
101	\$	135,000	430	18	09-09-29-401-220	401	5/16/2022	\$	260,000	0	\$	-	\$	135,000	52%	\$	231,860	\$	135,000	\$	46,372	\$	(46,371)	High	\$	52,357	\$	125,000	\$	604.65
101	\$	135,000	390	18	09-09-29-401-218	401	4/29/2021	\$	155,000	0	\$	-	\$	135,000	87%	\$	200,464	\$	135,000	\$	40,093	\$	(40,092)	High	\$	35,386	\$	20,000	\$	397.44
101	\$	135,000	596	18	09-09-29-401-221	401	4/7/2021	\$	155,000	0	\$	-	\$	135,000	87%	\$	202,373	\$	135,000	\$	40,475	\$	(40,474)	High	\$	36,418	\$	20,000	\$	260.07
101	\$	135,000	596	18	09-09-29-401-217	401	6/22/2020	\$	190,000	0	\$	-	\$	135,000	71%	\$	207,618	\$	135,000	\$	41,524	\$	(41,523)	High	\$	39,253	\$	55,000	\$	318.79
101	\$	135,000	383	18	09-09-29-401-215	401	6/14/2018	\$	149,000	0	\$	-	\$	135,000	91%	\$	200,464	\$	135,000						\$	35,386				389.03
101	\$	135,000	430	18	09-09-29-401-224	401	6/20/2017	\$	163,000	0	\$	-	\$	135,000		\$	201,572	\$	135,000						\$	35,985				379.07
101	\$	135,000	430	18	09-09-29-401-216	401	12/20/2016	\$	170,000	0	\$	-	\$	135,000		\$	207,618	\$	135,000						\$	39,253				
101	\$	135,000	383	18	09-09-29-401-219	401	5/3/2016	\$	187,000	0	\$	-	\$	135,000		\$	231,860	\$	135,000						\$	52,357				
101	\$	135,000	596	18	09-09-29-401-225	401	8/13/2015	\$	212,000	0	\$	-	\$	135,000		\$	231,860	\$	135,000						\$	52,357				
101	\$	135,000	596	18	09-09-29-401-214	401	8/23/2012	\$	100	0	\$	-	\$	135,000		\$	231,860	\$	135,000						\$	52,357				
101	\$	135,000	395	18	09-09-29-401-223	401	5/17/1989	\$	1	0	\$	-	\$	135,000		\$	207,618	\$	135,000						\$	39,253				
<b>ECF TABLE</b>	<b>LAND VALUE</b>	Bldg SqFt	<b>PARCEL NUMBER</b>	<b>CLASS</b>	<b>LAST SALE</b>	<b>SALE PRICE</b>	<b>LAND FF</b>	<b>LAND \$ FF</b>	<b>LAND VALUE</b>	<b>LV % SP</b>	<b>MARKET VALUE</b>	<b>LAND VALUE</b>	<b>LV % MV</b>	<b>DIF LVSP V LVMV</b>	<b>LV High or Low?</b>	<b>BLDG BASE VAL</b>	<b>BLDG RSDL SALE</b>	<b>\$ Bldg SF</b>												
101	\$	138,750	596	19	09-09-29-401-232	401	4/28/2022	\$	259,000	0	\$	-	\$	138,750	54%	\$	235,610	\$	138,750	\$	47,122	\$	(47,121)	High	\$	52,357	\$	120,250	\$	434.56
101	\$	138,750	390	19	09-09-29-401-236	401	10/1/2021	\$	165,000	0	\$	-	\$	138,750	84%	\$	205,322	\$	138,750	\$	41,064	\$	(41,064)	High	\$	35,985	\$	26,250	\$	423.08
101	\$	138,750	395	19	09-09-29-401-233	401	5/20/2021	\$	170,000	0	\$	-	\$	138,750	82%	\$	206,123	\$	138,750	\$	41,225	\$	(41,224)	High	\$	36,418	\$	31,250	\$	430.38
101	\$	138,750	694	19	09-09-29-401-234	401	5/10/2018	\$	225,000	0	\$	-	\$	138,750	62%	\$	249,295	\$	138,750	\$	49,859	\$	(49,858)	High	\$	36,419	\$	86,250	\$	324.21
101	\$	138,750	430	19	09-09-29-401-229	401	11/9/2016	\$	175,000	0	\$	-	\$	138,750		\$	211,368	\$	138,750	\$	42,274	\$	(42,274)	High	\$	36,420	\$	36,250	\$	406.98
101	\$	138,750	596	19	09-09-29-401-226	401	6/1/2012	\$	167,300	0	\$	-	\$	138,750		\$	235,610	\$	138,750						\$	52,357				
101	\$	138,750	596	19	09-09-29-401-237	401	10/12/2007	\$	210,000	0	\$	-	\$	138,750		\$	235,610	\$	138,750						\$	52,357				
101	\$	138,750	596	19	09-09-29-401-231	401	1/12/2004	\$	192,000	0	\$	-	\$	138,750		\$	235,610	\$	138,750						\$	52,357				
101	\$	138,750	383	19	09-09-29-401-230	401	8/2/1996	\$	49,990	0	\$	-	\$	138,750		\$	204,214	\$	138,750						\$	35,386				
101	\$	138,750	430	19	09-09-29-401-228	401	5/6/1996	\$	74,000	0	\$	-	\$	138,750		\$	211,368	\$	138,750						\$	39,253				
101	\$	138,750	383	19	09-09-29-401-227	401	4/23/1996	\$	53,990	0	\$	-	\$	138,750		\$	204,214	\$	138,750						\$	35,386				
101	\$	138,750	430	19	09-09-29-401-235	401	8/18/1993	\$	38,492	0	\$	-	\$	138,750		\$	211,368	\$	138,750						\$	39,253				
<b>ECF TABLE</b>	<b>LAND VALUE</b>	Bldg SqFt	<b>PARCEL NUMBER</b>	<b>CLASS</b>	<b>LAST SALE</b>	<b>SALE PRICE</b>	<b>LAND FF</b>	<b>LAND \$ FF</b>	<b>LAND VALUE</b>	<b>LV % SP</b>	<b>MARKET VALUE</b>	<b>LAND VALUE</b>	<b>LV % MV</b>	<b>DIF LVSP V LVMV</b>	<b>LV High or Low?</b>	<b>BLDG BASE VAL</b>	<b>BLDG RSDL SALE</b>	<b>\$ Bldg SF</b>												
101	\$	142,500	596	20	09-09-29-401-238	401	6/2/2023	\$	245,000	0	\$	-	\$	142,500	58%	\$	239,360	\$	142,500	\$	47,872	\$	(47,871)	High	\$	52,357	\$	102,500	\$	411.07
101	\$	142,500	596	20	09-09-29-401-243	401	7/6/2022	\$	262,000	0	\$	-	\$	142,500	54%	\$	239,360	\$	142,500	\$	47,872	\$	(47,871)	High	\$	52,357	\$	119,500	\$	439.60
101	\$	142,500	596	20	09-09-29-401-249	401	8/7/2020	\$	265,000	0	\$	-	\$	142,500	54%	\$	246,405	\$	142,500	\$	49,281	\$	(49,280)	High	\$	56,165	\$	122,500	\$	444.63
101	\$	142,500	694	20	09-09-29-401-246	401	7/31/2012	\$	235,000	0	\$	-	\$	142,500		\$	253,045	\$	142,500						\$	56,167				
101	\$	142,500	390	20	09-09-29-401-248	401	2/18/2004	\$	105,000	0	\$	-	\$	142,500		\$	209,072	\$	142,500						\$	35,985				
101	\$	142,500	395	20	09-09-29-401-245	401	6/27/2003	\$	115,000	0	\$	-	\$	142,500		\$	209,873	\$	142,500						\$	36,418				
101	\$	142,500	430	20	09-09-29-401-241	401	7/25/2001	\$	134,000	0	\$	-	\$	142,500		\$	215,118	\$	142,500						\$	39,253				
101	\$	142,500	596	20	09-09-29-401-244	401	7/15/1999	\$	1	0	\$	-	\$	142,500		\$	239,360	\$	142,500						\$	52,357				
101	\$	142,500	383	20	09-09-29-401-239	401	7/5/1996	\$	54,990	0	\$	-	\$	142,500		\$	207,964	\$	142,500						\$	35,386				
101	\$	142,500	430	20	09-09-29-401-240	401	4/21/1993	\$	1	0	\$	-	\$	142,500		\$	215,118	\$	142,500						\$	39,253				
101	\$	142,500	430	20	09-09-29-401-247	401	12/31/1988	\$	1	0	\$	-	\$	142,500		\$	215,118	\$	142,500						\$	39,253				
<b>ECF TABLE</b>	<b>LAND VALUE</b>	Bldg SqFt	<b>PARCEL NUMBER</b>	<b>CLASS</b>	<b>LAST SALE</b>	<b>SALE PRICE</b>	<b>LAND FF</b>	<b>LAND \$ FF</b>	<b>LAND VALUE</b>	<b>LV % SP</b>	<b>MARKET VALUE</b>	<b>LAND VALUE</b>	<b>LV % MV</b>	<b>DIF LVSP V LVMV</b>	<b>LV High or Low?</b>	<b>BLDG BASE VAL</b>	<b>BLDG RSDL SALE</b>	<b>\$ Bldg SF</b>												
101	\$	146,250	596	21	09-09-29-401-255	401	5/31/2023	\$	240,000	0	\$	-	\$	146,250	61%	\$	243,110	\$	146,250	\$	48,622	\$	(48,621)	High	\$	52,357	\$	93,750	\$	402.68
101	\$	146,250	430	21	09-09-29-401-253	401	12/30/2021	\$	207,000	0	\$	-	\$	146,250	71%	\$	218,868	\$	146,250	\$	43,774	\$	(43,773)	High	\$	39,253	\$	60,750	\$	481.40
101	\$	146,250	430	21	09-09-29-401-252	401	10/26/2021	\$	206,000	0	\$	-	\$	146,250	71%	\$	218,868	\$	146,250	\$	43,774	\$	(43,773)	High	\$	39,253	\$	59,750	\$	479.07

101	\$	146,250	390	21	09-09-29-401-260	401	10/1/2021	\$	163,000	0	\$	-	\$	146,250	90%	\$	212,822	\$	146,250	\$	42,564	\$	(42,564)	High	\$	35,985	\$	16,750	\$	417.95
101	\$	146,250	430	21	09-09-29-401-259	401	5/13/2019	\$	190,000	0	\$	-	\$	146,250	77%	\$	218,868	\$	146,250						\$	39,253			\$	441.86
101	\$	146,250	596	21	09-09-29-401-261	401	4/19/2016	\$	176,000	0	\$	-	\$	146,250		\$	243,110	\$	146,250						\$	52,357				
101	\$	146,250	395	21	09-09-29-401-257	401	5/31/2013	\$	142,000	0	\$	-	\$	146,250		\$	213,623	\$	146,250						\$	36,418				
101	\$	146,250	596	21	09-09-29-401-250	401	6/29/2012	\$	195,000	0	\$	-	\$	146,250		\$	243,110	\$	146,250						\$	52,357				
101	\$	146,250	383	21	09-09-29-401-251	401	7/29/2008	\$	162,500	0	\$	-	\$	146,250		\$	211,714	\$	146,250						\$	35,386				
101	\$	146,250	383	21	09-09-29-401-254	401	6/18/2004	\$	131,000	0	\$	-	\$	146,250		\$	211,714	\$	146,250						\$	35,386				
101	\$	146,250	596	21	09-09-29-401-256	401	8/5/1999	\$	149,000	0	\$	-	\$	146,250		\$	243,110	\$	146,250						\$	52,357				
101	\$	146,250	694	21	09-09-29-401-258	401	5/7/1997	\$	114,000	0	\$	-	\$	146,250		\$	256,795	\$	146,250						\$	59,754				
<b>ECF TABLE</b>	<b>LAND VALUE</b>	<b>Bldg SqFt</b>	<b>PARCEL NUMBER</b>	<b>CLASS</b>	<b>LAST SALE</b>	<b>SALE PRICE</b>	<b>LAND FF</b>	<b>LAND \$ FF</b>	<b>LAND VALUE</b>	<b>LV % SP</b>	<b>MARKET VALUE</b>	<b>LAND VALUE</b>	<b>LV % MV</b>	<b>DIF LVSP V LVMV</b>	<b>LV High or Low?</b>	<b>BLDG BASE VAL</b>	<b>BLDG RSIDL SALE</b>	<b>\$ Bldg SF</b>												
101	\$	150,000	596	22	09-09-29-401-267	401	12/15/2020	\$	255,000	0	\$	-	\$	150,000	59%	\$	246,860	\$	150,000	\$	49,372	\$	(49,371)	High	\$	52,357	\$	105,000	\$	427.85
101	\$	150,000	430	22	09-09-29-401-265	401	4/30/2019	\$	210,000	0	\$	-	\$	150,000	71%	\$	222,618	\$	150,000						\$	39,253			\$	488.37
101	\$	150,000	430	22	09-09-29-401-264	401	2/5/2018	\$	195,000	0	\$	-	\$	150,000	77%	\$	222,618	\$	150,000						\$	39,253			\$	453.49
101	\$	150,000	383	22	09-09-29-401-266	401	7/31/2017	\$	160,000	0	\$	-	\$	150,000	94%	\$	215,464	\$	150,000						\$	35,386			\$	417.75
101	\$	150,000	694	22	09-09-29-401-270	401	9/11/2015	\$	220,000	0	\$	-	\$	150,000	68%	\$	260,545	\$	150,000						\$	59,754				
101	\$	150,000	430	22	09-09-29-401-271	401	8/16/2012	\$	140,000	0	\$	-	\$	150,000		\$	222,618	\$	150,000						\$	39,253				
101	\$	150,000	383	22	09-09-29-401-263	401	9/1/1999	\$	90,000	0	\$	-	\$	150,000		\$	215,464	\$	150,000						\$	35,386				
101	\$	150,000	395	22	09-09-29-401-269	401	4/15/1998	\$	75,000	0	\$	-	\$	150,000		\$	217,373	\$	150,000						\$	36,418				
101	\$	150,000	1027	22	09-09-29-401-272	401	12/27/1996	\$	1	0	\$	-	\$	150,000		\$	309,733	\$	150,000						\$	86,342				
101	\$	150,000	596	22	09-09-29-401-262	401	9/1/1995	\$	97,500	0	\$	-	\$	150,000		\$	246,860	\$	150,000						\$	52,357				
101	\$	150,000	596	22	09-09-29-401-268	401	3/25/1994	\$	1	0	\$	-	\$	150,000		\$	246,860	\$	150,000						\$	52,357				
<b>ECF TABLE</b>	<b>LAND VALUE</b>	<b>Bldg SqFt</b>	<b>PARCEL NUMBER</b>	<b>CLASS</b>	<b>LAST SALE</b>	<b>SALE PRICE</b>	<b>LAND FF</b>	<b>LAND \$ FF</b>	<b>LAND VALUE</b>	<b>LV % SP</b>	<b>MARKET VALUE</b>	<b>LAND VALUE</b>	<b>LV % MV</b>	<b>DIF LVSP V LVMV</b>	<b>LV High or Low?</b>	<b>BLDG BASE VAL</b>	<b>BLDG RSIDL SALE</b>	<b>\$ Bldg SF</b>												
101	\$	153,750	383	23	09-09-29-401-277	401	5/19/2023	\$	192,000	0	\$	-	\$	153,750	80%	\$	219,214	\$	153,750	\$	43,843	\$	(43,842)	High	\$	35,386	\$	38,250	\$	501.31
101	\$	153,750	694	23	09-09-29-401-281	401	5/27/2022	\$	280,000	0	\$	-	\$	153,750	55%	\$	264,295	\$	153,750	\$	52,859	\$	(52,858)	High	\$	59,754	\$	126,250	\$	403.46
101	\$	153,750	430	23	09-09-29-401-275	401	7/31/2017	\$	180,000	0	\$	-	\$	153,750	85%	\$	226,368	\$	153,750						\$	39,253			\$	418.60
101	\$	153,750	383	23	09-09-29-401-274	401	10/23/2015	\$	155,000	0	\$	-	\$	153,750		\$	219,214	\$	153,750						\$	35,386			\$	404.70
101	\$	153,750	596	23	09-09-29-401-279	401	1/5/2011			0	\$	-	\$	153,750		\$	250,610	\$	153,750						\$	52,357				
101	\$	153,750	1027	23	09-09-29-401-283	401	10/15/2004			0	\$	-	\$	153,750		\$	313,483	\$	153,750						\$	86,342				
101	\$	153,750	596	23	09-09-29-401-278	401	2/8/1996			0	\$	-	\$	153,750		\$	250,610	\$	153,750						\$	52,357				
101	\$	153,750	395	23	09-09-29-401-280	401	10/20/1993			0	\$	-	\$	153,750		\$	221,123	\$	153,750						\$	36,418				
101	\$	153,750	430	23	09-09-29-401-276	401	2/19/1993			0	\$	-	\$	153,750		\$	226,368	\$	153,750						\$	39,253				
101	\$	153,750	430	23	09-09-29-401-282	401	12/11/1987			0	\$	-	\$	153,750		\$	226,368	\$	153,750						\$	39,253				
101	\$	153,750	596	23	09-09-29-401-273	401	11/19/1987			0	\$	-	\$	153,750		\$	250,610	\$	153,750						\$	52,357				
<b>ECF TABLE</b>	<b>LAND VALUE</b>	<b>Bldg SqFt</b>	<b>PARCEL NUMBER</b>	<b>CLASS</b>	<b>LAST SALE</b>	<b>SALE PRICE</b>	<b>LAND FF</b>	<b>LAND \$ FF</b>	<b>LAND VALUE</b>	<b>LV % SP</b>	<b>MARKET VALUE</b>	<b>LAND VALUE</b>	<b>LV % MV</b>	<b>DIF LVSP V LVMV</b>	<b>LV High or Low?</b>	<b>BLDG BASE VAL</b>	<b>BLDG RSIDL SALE</b>	<b>\$ Bldg SF</b>												
101	\$	157,500	694	24	09-09-29-401-292	401	11/14/2022	\$	280,000	0	\$	-	\$	157,500	56%	\$	268,045	\$	157,500	\$	53,609	\$	(53,608)	High	\$	59,754	\$	122,500	\$	403.46
101	\$	157,500	430	24	09-09-29-401-287	401	5/28/2020	\$	192,000	0	\$	-	\$	157,500	82%	\$	230,118	\$	157,500	\$	46,024	\$	(46,023)	High	\$	39,253	\$	34,500	\$	446.51
101	\$	157,500	430	24	09-09-29-401-286	401	2/12/2019	\$	201,000	0	\$	-	\$	157,500	78%	\$	230,118	\$	157,500	\$	46,024	\$	(46,023)	High	\$	39,253	\$	43,500	\$	467.44
101	\$	157,500	1027	24	09-09-29-401-294	401	12/21/2017	\$	350,000	0	\$	-	\$	157,500	45%	\$	317,233	\$	157,500	\$	63,447	\$	(63,446)	High	\$	86,342	\$	192,500	\$	340.80
101	\$	157,500	383	24	09-09-29-401-285	401	6/23/2017	\$	160,000	0	\$	-	\$	157,500		\$	222,964	\$	157,500						\$	35,386			\$	417.75
101	\$	157,500	596	24	09-09-29-401-284	401	6/24/2009			0	\$	-	\$	157,500		\$	254,360	\$	157,500						\$	52,357				
101	\$	157,500	395	24	09-09-29-401-291	401	9/1/2006			0	\$	-	\$	157,500		\$	224,873	\$	157,500						\$	36,418				
101	\$	157,500	383	24	09-09-29-401-288	401	7/16/1999			0	\$	-	\$	157,500		\$	222,964	\$	157,500						\$	35,386				
101	\$	157,500	430	24	09-09-29-401-293	401	10/18/1996			0	\$	-	\$	157,500		\$	230,118	\$	157,500						\$	39,253				
101	\$	157,500	596	24	09-09-29-401-289	401	11/25/1987			0	\$	-	\$	157,500		\$	254,360	\$	157,500						\$	52,357				
101	\$	157,500	596	24	09-09-29-401-290	401	11/11/1987			0	\$	-	\$	157,500		\$	254,360	\$	157,500						\$	52,357				
<b>ECF TABLE</b>	<b>LAND VALUE</b>	<b>Bldg SqFt</b>	<b>PARCEL NUMBER</b>	<b>CLASS</b>	<b>LAST SALE</b>	<b>SALE PRICE</b>	<b>LAND FF</b>	<b>LAND \$ FF</b>	<b>LAND VALUE</b>	<b>LV % SP</b>	<b>MARKET VALUE</b>	<b>LAND VALUE</b>	<b>LV % MV</b>	<b>DIF LVSP V LVMV</b>	<b>LV High or Low?</b>	<b>BLDG BASE VAL</b>	<b>BLDG RSIDL SALE</b>	<b>\$ Bldg SF</b>												
101	\$	161,250	383	25	09-09-29-401-299	401	3/21/2022	\$	178,095	0	\$	-	\$	161,250	91%	\$	226,714	\$	161,250	\$	45,343	\$	(45,342)	High	\$	35,386	\$	16,845	\$	465.00
101	\$	161,250	430	25	09-09-29-401-298	401	4/3/2017	\$	183,000	0	\$	-	\$	161,250	88%	\$	233,868	\$	161,250						\$	39,253			\$	425.58
101	\$	161,250	430	25	09-09-29-401-297	401	8/31/2016	\$	158,000	0	\$	-	\$	161,250	102%	\$	233,868	\$	161,250						\$	39,253			\$	367.44
101	\$	161,250	596	25	09-09-29-401-295	401	8/26/2016	\$	195,000	0	\$	-	\$	161,250	83%	\$	258,110	\$	161,250						\$	52,357			\$	327.18

101	\$	161,250	596	25	09-09-29-401-300	401	4/29/2016	\$	247,500	0	\$	-	\$	161,250	\$	258,110	\$	161,250	\$	52,357	\$	415.27
101	\$	161,250	596	25	09-09-29-401-301	401	7/30/2015	\$	185,000	0	\$	-	\$	161,250	\$	258,110	\$	161,250	\$	52,357		
101	\$	161,250	395	25	09-09-29-401-302	401	10/30/2013	\$	144,000	0	\$	-	\$	161,250	\$	228,623	\$	161,250	\$	36,418		
101	\$	161,250	1027	25	09-09-29-401-305	401	5/7/2011	\$	332,000	0	\$	-	\$	161,250	\$	320,983	\$	161,250	\$	86,342		
101	\$	161,250	383	25	09-09-29-401-296	401	4/20/2006	\$	160,000	0	\$	-	\$	161,250	\$	226,714	\$	161,250	\$	35,386		
101	\$	161,250	694	25	09-09-29-401-303	401	2/27/2004	\$	235,000	0	\$	-	\$	161,250	\$	271,795	\$	161,250	\$	59,754		
101	\$	161,250	430	25	09-09-29-401-304	401	3/31/1997	\$	1	0	\$	-	\$	161,250	\$	233,868	\$	161,250	\$	39,253		

ECFTABLE	LAND VALUE	Bldg SqFt	PARCEL NUMBER	CLASS	LAST SALE	SALE PRICE	LAND FF	LAND \$ FF	LAND VALUE	LV 20% SP	MARKET VALUE	LAND VALUE	LV % MV	DIF LVSP V LVMV	LV High or Low?	BLDG BASE VAL	BLDG RSDL SALE	\$ Bldg SF								
101	\$	165,000	430	26	09-09-29-401-308	401	7/8/2022	\$	220,000	\$	44,000	\$	237,618	\$	165,000	\$	47,524	\$	(3,524)	High	\$	39,253	\$	55,000	\$	511.63
101	\$	165,000	694	26	09-09-29-401-314	401	2/4/2019	\$	240,000	0	\$	-	\$	165,000	\$	275,545	\$	165,000	\$	59,754			\$	345.82		
101	\$	165,000	596	26	09-09-29-401-312	401	4/27/2017	\$	250,000	0	\$	-	\$	165,000	\$	261,860	\$	165,000	\$	52,357			\$	419.46		
101	\$	165,000	430	26	09-09-29-401-315	401	12/16/2016	\$	170,000	0	\$	-	\$	165,000	\$	237,618	\$	165,000	\$	39,253			\$	395.35		
101	\$	165,000	430	26	09-09-29-401-309	401	12/10/1998	\$	90,000	0	\$	-	\$	165,000	\$	237,618	\$	165,000	\$	39,253						
101	\$	165,000	596	26	09-09-29-401-306	401	5/4/1998	\$	123,000	0	\$	-	\$	165,000	\$	261,860	\$	165,000	\$	52,357						
101	\$	165,000	395	26	09-09-29-401-313	401	3/24/1994	\$	1	0	\$	-	\$	165,000	\$	232,373	\$	165,000	\$	36,418						
101	\$	165,000	1027	26	09-09-29-401-316	401	6/3/1992	\$	150,000	0	\$	-	\$	165,000	\$	324,733	\$	165,000	\$	86,342						
101	\$	165,000	383	26	09-09-29-401-307	401		\$	-	0	\$	-	\$	165,000	\$	230,464	\$	165,000	\$	35,386						

ECFTABLE	LAND VALUE	Bldg SqFt	PARCEL NUMBER	CLASS	LAST SALE	SALE PRICE	LAND FF	LAND \$ FF	LAND VALUE	LV 20% SP	MARKET VALUE	LAND VALUE	LV % MV	DIF LVSP V LVMV	LV High or Low?	BLDG BASE VAL	BLDG RSDL SALE	\$ Bldg SF						
101	\$	330,000	979	27	09-09-29-401-319	401	1/15/2004	\$	290,000	0	\$	-	\$	330,000	\$	483,528	\$	330,000	\$	82,988			\$	296.22

ECF TABLE	New Land \$ FF	mkt tv% SP	PARCEL NUMBER	CLASS	LAST SALE	SALE PRICE	LAND FF	LAND \$ FF	LAND VALUE	LV 30% SP	MARKET VALUE	LAND VALUE	LV % MV	DIF LVSP V LVMV	LV High or Low?	BLDG BASE VAL	BLDG RSDL SALE
103	\$2,955	44%	09-09-29-209-009	401	6/5/2023	\$ 325,000	33	\$ 3,100	\$ 143,076	\$ 97,500	\$ 361,314	\$ 143,076	\$ 72,263	\$ 25,237	Low	\$ 111,917	\$ 181,924
103	\$3,609	43%	09-09-29-306-011	401	5/31/2023	\$ 385,000	32	\$ 3,100	\$ 167,368	\$ 115,500	\$ 393,730	\$ 167,368	\$ 78,746	\$ 36,754	Low	\$ 116,083	\$ 217,632
103	\$3,396	23%	09-09-29-210-042	401	5/17/2023	\$ 600,000	53	\$ 3,100	\$ 136,094	\$ 180,000	\$ 366,184	\$ 136,094	\$ 73,237	\$ 106,763	Low	\$ 117,995	\$ 463,906
103	\$4,286	25%	09-09-29-305-011	401	4/21/2023	\$ 500,000	35	\$ 3,100	\$ 127,155	\$ 150,000	\$ 323,407	\$ 127,155	\$ 64,681	\$ 85,319	Low	\$ 100,642	\$ 372,845
103	\$2,614	31%	09-09-30-127-015	401	3/15/2023	\$ 575,000	66	\$ 3,100	\$ 175,639	\$ 172,500	\$ 500,363	\$ 175,639	\$ 100,073	\$ 72,427	Low	\$ 166,525	\$ 399,361
103	\$3,750	27%	09-09-29-214-041	401	2/6/2023	\$ 562,500	45	\$ 3,100	\$ 152,232	\$ 168,750	\$ 390,528	\$ 152,232	\$ 78,106	\$ 90,644	Low	\$ 122,203	\$ 410,268
103	\$1,858	44%	09-09-29-200-001	401	12/14/2022	\$ 415,000	67	\$ 3,100	\$ 183,174	\$ 124,500	\$ 532,733	\$ 183,174	\$ 106,547	\$ 17,953	Low	\$ 179,261	\$ 231,826
103	\$1,591	47%	09-09-29-206-012	401	12/2/2022	\$ 350,000	66	\$ 3,100	\$ 164,351	\$ 105,000	\$ 347,144	\$ 164,351	\$ 69,429	\$ 35,571	Low	\$ 93,740	\$ 185,649
103	\$3,131	38%	09-09-29-205-001	401	11/10/2022	\$ 334,000	32	\$ 3,100	\$ 127,333	\$ 100,200	\$ 307,495	\$ 127,333	\$ 61,499	\$ 38,701	Low	\$ 92,391	\$ 206,667
103	\$3,075	39%	09-09-29-215-032	401	10/25/2022	\$ 410,000	40	\$ 3,100	\$ 161,248	\$ 123,000	\$ 402,533	\$ 161,248	\$ 80,507	\$ 42,493	Low	\$ 123,736	\$ 248,752
103	\$4,373	19%	09-09-29-203-018	401	9/29/2022	\$ 860,000	59	\$ 3,100	\$ 164,869	\$ 258,000	\$ 611,232	\$ 164,869	\$ 122,246	\$ 135,754	Low	\$ 228,904	\$ 695,131
103	\$5,000	20%	09-09-29-210-004	401	8/31/2022	\$ 750,000	45	\$ 3,100	\$ 152,232	\$ 225,000	\$ 498,761	\$ 152,232	\$ 99,752	\$ 125,248	Low	\$ 177,707	\$ 597,768
103	\$3,200	38%	09-09-29-307-009	401	8/30/2022	\$ 320,000	30	\$ 3,100	\$ 122,203	\$ 96,000	\$ 277,179	\$ 122,203	\$ 55,436	\$ 40,564	Low	\$ 79,475	\$ 197,797
103	\$2,514	35%	09-09-29-208-015	401	8/22/2022	\$ 419,000	50	\$ 3,100	\$ 145,575	\$ 125,700	\$ 399,765	\$ 145,575	\$ 79,953	\$ 45,747	Low	\$ 130,354	\$ 273,425
103	\$4,757	25%	09-09-29-209-047	401	7/25/2022	\$ 555,000	35	\$ 3,100	\$ 136,675	\$ 166,500	\$ 321,701	\$ 136,675	\$ 64,340	\$ 102,160	Low	\$ 94,885	\$ 418,325
103	\$1,395	36%	09-09-29-215-026	401	7/25/2022	\$ 465,000	100	\$ 3,100	\$ 167,222	\$ 139,500	\$ 426,455	\$ 167,222	\$ 85,291	\$ 54,209	Low	\$ 132,940	\$ 297,778
103	\$3,375	37%	09-09-29-209-018	401	6/24/2022	\$ 360,000	32	\$ 3,100	\$ 131,419	\$ 108,000	\$ 274,114	\$ 131,419	\$ 54,823	\$ 53,177	Low	\$ 73,177	\$ 228,581
103	\$4,821	28%	09-09-29-209-023	401	6/10/2022	\$ 450,000	28	\$ 3,100	\$ 125,876	\$ 135,000	\$ 426,217	\$ 125,876	\$ 85,243	\$ 49,757	Low	\$ 154,021	\$ 324,124
103	\$2,023	34%	09-09-29-202-005	401	6/7/2022	\$ 445,000	66	\$ 3,100	\$ 153,234	\$ 133,500	\$ 375,392	\$ 153,234	\$ 75,078	\$ 58,422	Low	\$ 113,927	\$ 291,766
103	\$4,186	18%	09-09-29-208-046	401	6/3/2022	\$ 921,000	66	\$ 3,100	\$ 163,850	\$ 276,300	\$ 559,552	\$ 163,850	\$ 111,910	\$ 164,390	Low	\$ 202,924	\$ 757,150
103	\$1,300	33%	09-09-29-207-003	401	5/31/2022	\$ 572,063	132	\$ 3,100	\$ 188,214	\$ 171,619	\$ 731,488	\$ 188,214	\$ 146,298	\$ 25,321	Low	\$ 278,602	\$ 383,849
103	\$3,732	20%	09-09-29-206-016	401	5/6/2022	\$ 821,000	66	\$ 3,100	\$ 164,351	\$ 246,300	\$ 476,035	\$ 164,351	\$ 95,207	\$ 151,093	Low	\$ 159,838	\$ 656,649
103	\$2,570	31%	09-09-29-209-077	401	4/14/2022	\$ 468,000	54.64	\$ 3,100	\$ 146,588	\$ 140,400	\$ 292,520	\$ 146,588	\$ 58,504	\$ 81,896	Low	\$ 74,837	\$ 321,412
103	\$4,256	24%	09-09-29-208-018	401	4/5/2022	\$ 610,000	43	\$ 3,100	\$ 147,258	\$ 183,000	\$ 417,179	\$ 147,258	\$ 83,436	\$ 99,564	Low	\$ 138,421	\$ 462,742
103	\$1,675	44%	09-09-29-202-015	401	12/2/2021	\$ 363,000	65	\$ 3,100	\$ 158,269	\$ 108,900	\$ 367,073	\$ 158,269	\$ 73,415	\$ 35,485	Low	\$ 107,079	\$ 204,731
103	\$2,556	34%	09-09-29-215-050	401	11/23/2021	\$ 460,000	54	\$ 3,100	\$ 157,215	\$ 138,000	\$ 468,858	\$ 157,215	\$ 93,772	\$ 44,228	Low	\$ 159,817	\$ 302,785
103	\$3,067	30%	09-09-29-210-015	401	10/27/2021	\$ 460,000	45	\$ 3,100	\$ 138,406	\$ 138,000	\$ 318,656	\$ 138,406	\$ 63,731	\$ 74,269	Low	\$ 92,436	\$ 321,594
103	\$3,409	21%	09-09-29-308-006	401	10/1/2021	\$ 750,000	66	\$ 3,100	\$ 153,887	\$ 225,000	\$ 602,110	\$ 153,887	\$ 120,422	\$ 104,578	Low	\$ 229,858	\$ 596,113
103	\$2,550	37%	09-09-29-207-008	401	9/30/2021	\$ 357,000	42	\$ 3,100	\$ 130,710	\$ 107,100	\$ 343,287	\$ 130,710	\$ 68,657	\$ 38,443	Low	\$ 109,014	\$ 226,290
103	\$4,500	27%	09-09-29-210-006	401	9/10/2021	\$ 525,000	35	\$ 3,100	\$ 144,328	\$ 157,500	\$ 387,318	\$ 144,328	\$ 77,464	\$ 80,036	Low	\$ 124,610	\$ 380,672
103	\$5,288	22%	09-09-29-209-059	401	8/12/2021	\$ 705,000	40	\$ 3,100	\$ 157,672	\$ 211,500	\$ 399,784	\$ 157,672	\$ 79,957	\$ 131,543	Low	\$ 124,160	\$ 547,328
103	\$3,648	26%	09-09-29-200-016	401	7/23/2021	\$ 535,000	44	\$ 3,100	\$ 137,106	\$ 160,500	\$ 422,613	\$ 137,106	\$ 84,523	\$ 75,977	Low	\$ 146,414	\$ 397,894
103	\$1,445	59%	09-09-29-200-006	401	6/25/2021	\$ 265,000	55	\$ 3,100	\$ 156,999	\$ 79,500	\$ 362,582	\$ 156,999	\$ 72,516	\$ 6,984	Low	\$ 105,427	\$ 108,001
103	\$2,394	39%	09-09-29-214-045	401	6/10/2021	\$ 399,000	50	\$ 3,100	\$ 155,474	\$ 119,700	\$ 358,643	\$ 155,474	\$ 71,729	\$ 47,971	Low	\$ 104,189	\$ 243,526
103	\$2,500	45%	09-09-29-209-014	401	6/2/2021	\$ 275,000	33	\$ 3,100	\$ 124,555	\$ 82,500	\$ 369,188	\$ 124,555	\$ 73,838	\$ 8,662	Low	\$ 125,453	\$ 150,445
103	\$2,277	35%	09-09-29-202-013	401	5/21/2021	\$ 425,000	56	\$ 3,100	\$ 147,960	\$ 127,500	\$ 396,821	\$ 147,960	\$ 79,364	\$ 48,136	Low	\$ 127,621	\$ 277,040
103	\$3,353	31%	09-09-29-201-010	401	5/18/2021	\$ 447,000	40	\$ 3,100	\$ 140,657	\$ 134,100	\$ 345,854	\$ 140,657	\$ 69,171	\$ 64,929	Low	\$ 105,229	\$ 306,343
103	\$2,777	37%	09-09-29-208-020	401	4/30/2021	\$ 398,000	43	\$ 3,100	\$ 146,751	\$ 119,400	\$ 342,359	\$ 146,751	\$ 68,472	\$ 50,928	Low	\$ 100,312	\$ 251,249
103	\$1,101	53%	09-09-30-127-011	401	4/13/2021	\$ 312,000	85	\$ 3,100	\$ 165,771	\$ 93,600	\$ 413,169	\$ 165,771	\$ 82,634	\$ 10,966	Low	\$ 126,871	\$ 146,229
103	\$3,082	31%	09-09-29-208-011	401	3/18/2021	\$ 452,000	44	\$ 3,100	\$ 140,061	\$ 135,600	\$ 311,062	\$ 140,061	\$ 62,212	\$ 73,388	Low	\$ 87,693	\$ 311,939
103	\$4,354	24%	09-09-29-201-021	401	1/27/2021	\$ 595,000	41	\$ 3,100	\$ 141,353	\$ 178,500	\$ 526,503	\$ 141,353	\$ 105,301	\$ 73,199	Low	\$ 197,513	\$ 453,647
103	\$2,395	36%	09-09-29-208-014	401	12/16/2020	\$ 407,194	51	\$ 3,100	\$ 146,153	\$ 122,158	\$ 416,084	\$ 146,153	\$ 83,217	\$ 38,941	Low	\$ 138,426	\$ 261,041
103	\$3,703	33%	09-09-29-203-010	401	11/30/2020	\$ 395,000	32	\$ 3,100	\$ 129,597	\$ 118,500	\$ 366,157	\$ 129,597	\$ 73,231	\$ 45,269	Low	\$ 121,313	\$ 265,403
103	\$4,301	28%	09-09-29-205-002	401	11/9/2020	\$ 487,500	34	\$ 3,100	\$ 135,885	\$ 146,250	\$ 392,924	\$ 135,885	\$ 78,585	\$ 67,665	Low	\$ 131,815	\$ 351,615
103	\$3,340	35%	09-09-29-209-036	401	10/15/2020	\$ 378,500	34	\$ 3,100	\$ 133,319	\$ 113,550	\$ 310,804	\$ 133,319	\$ 62,161	\$ 51,389	Low	\$ 91,018	\$ 245,181
103	\$2,948	34%	09-09-29-210-013	401	9/25/2020	\$ 393,000	40	\$ 3,100	\$ 135,184	\$ 117,900	\$ 347,502	\$ 135,184	\$ 69,500	\$ 48,400	Low	\$ 108,881	\$ 257,816
103	\$6,364	18%	09-09-29-209-037	401	9/1/2020	\$ 742,500	35	\$ 3,100	\$ 134,095	\$ 222,750	\$ 408,214	\$ 134,095	\$ 81,643	\$ 141,107	Low	\$ 140,574	\$ 608,405
103	\$4,833	20%	09-09-29-215-029	401	8/18/2020	\$ 725,000	45	\$ 3,100	\$ 148,092	\$ 217,500	\$ 556,954	\$ 148,092	\$ 111,391	\$ 106,109	Low	\$ 209,673	\$ 576,908
103	\$3,375	39%	09-09-29-306-005	401	8/14/2020	\$ 360,000	32	\$ 3,100	\$ 138,809	\$ 108,000	\$ 300,595	\$ 138,809	\$ 60,119	\$ 47,881	Low	\$ 82,967	\$ 221,191





ECF TABLE		LV 20% SP		PARCEL NUMBER	CLASS	LAST SALE	SALE PRICE	LAND FF	LAND \$ FF	LAND VALUE	LV 20% SP	MARKET VALUE	LAND VALUE	LV % MV	DIF LVSP V LVMV	LV High or Low?	BLDG BASE VAL	BLDG RSDL SALE
	104	\$59,400	PARKSIDE CONDO	B 09-09-30-227-022	401	6/9/2022	\$ 297,000	0	\$ 1,700	\$ 68,000	\$ 59,400	\$ 315,361	\$ 68,000	\$ 63,072	\$ (3,672)	High	\$ 126,852	\$ 229,000
	104	\$60,000	PARKSIDE CONDO	B 09-09-30-227-009	401	12/9/2021	\$ 300,000	0	\$ 1,700	\$ 68,000	\$ 60,000	\$ 358,999	\$ 68,000	\$ 71,800	\$ (11,800)	High	\$ 149,230	\$ 232,000
	104	\$52,000	PARKSIDE CONDO	B 09-09-30-227-024	401	1/19/2021	\$ 260,000	0	\$ 1,700	\$ 68,000	\$ 52,000	\$ 316,699	\$ 68,000	\$ 63,340	\$ (11,340)	High	\$ 127,538	\$ 192,000
	104			B														
	104	\$60,000	2024 LV	B														
ECF TABLE		New Land \$ FF		PARCEL NUMBER	CLASS	LAST SALE	SALE PRICE	LAND FF	LAND \$ FF	LAND VALUE	LV 20% SP	MARKET VALUE	LAND VALUE	LV % MV	DIF LVSP V LVMV	LV High or Low?	BLDG BASE VAL	BLDG RSDL SALE
	104	\$ 153,000	WILLIAM ST CONDO	C 09-09-29-409-014	401	7/29/2021	\$ 765,000	0	\$ 1,700	\$ 120,000	\$ 153,000	\$ 772,271	\$ 120,000	\$ 154,454	\$ (1,454)	High	\$ 334,498	\$ 645,000
ECF TABLE		New Land \$ FF		PARCEL NUMBER	CLASS	LAST SALE	SALE PRICE	LAND FF	LAND \$ FF	LAND VALUE	LV 25% SP	MARKET VALUE	LAND VALUE	LV % MV	DIF LVSP V LVMV	LV High or Low?	BLDG BASE VAL	BLDG RSDL SALE
	104	\$ 88,750	OLD ORCHARD CONDO	D 09-09-30-204-026	401	8/17/2021	\$ 355,000	0	\$ 1,700	\$ 120,000	\$ 88,750	\$ 414,659	\$ 120,000	\$ 82,932	\$ 5,818	Low	\$ 151,107	\$ 235,000
ECF TABLE		LV 25% SP		PARCEL NUMBER	CLASS	LAST SALE	SALE PRICE	LAND FF	LAND \$ FF	LAND VALUE	LV 25% SP	MARKET VALUE	LAND VALUE	LV % MV	DIF LVSP V LVMV	LV High or Low?	BLDG BASE VAL	BLDG RSDL SALE
	104	\$99,000	RIDGEWOOD CONDO	E 09-09-29-324-056	401	4/21/2023	\$ 396,000	0	\$ 1,700	\$ 125,000	\$ 99,000	\$ 351,104	\$ 125,000	\$ 70,221	\$ 28,779	Low	\$ 115,951	\$ 271,000
	104	\$155,988	RIDGEWOOD CONDO	E 09-09-30-204-025	401	2/23/2023	\$ 623,952	0	\$ 1,700	\$ 125,000	\$ 155,988	\$ 734,120	\$ 125,000	\$ 146,824	\$ 9,164	Low	\$ 312,369	\$ 498,952
	104	\$92,270	RIDGEWOOD CONDO	E 09-09-30-316-041	401	2/14/2023	\$ 369,080	0	\$ 1,700	\$ 125,000	\$ 92,270	\$ 478,319	\$ 125,000	\$ 95,664	\$ (3,394)	High	\$ 181,189	\$ 244,080
	104	\$132,500	RIDGEWOOD CONDO	E 09-09-30-316-034	401	10/26/2022	\$ 530,000	0	\$ 1,700	\$ 125,000	\$ 132,500	\$ 555,829	\$ 125,000	\$ 111,166	\$ 21,334	Low	\$ 220,938	\$ 405,000
	104	\$124,975	RIDGEWOOD CONDO	E 09-09-30-316-047	401	4/29/2022	\$ 499,900	0	\$ 1,700	\$ 125,000	\$ 124,975	\$ 580,733	\$ 125,000	\$ 116,147	\$ 8,828	Low	\$ 233,709	\$ 374,900
	104	\$87,500	RIDGEWOOD CONDO	E 09-09-29-324-063	401	10/18/2021	\$ 350,000	0	\$ 1,700	\$ 125,000	\$ 87,500	\$ 372,480	\$ 125,000	\$ 74,496	\$ 13,004	Low	\$ 126,913	\$ 225,000
	104	\$111,250	RIDGEWOOD CONDO	E 09-09-30-316-058	401	10/15/2021	\$ 445,000	0	\$ 1,700	\$ 125,000	\$ 111,250	\$ 559,095	\$ 125,000	\$ 111,819	\$ (569)	High	\$ 222,613	\$ 320,000
	104	\$86,000	RIDGEWOOD CONDO	E 09-09-30-310-049	401	8/13/2021	\$ 344,000	0	\$ 1,700	\$ 125,000	\$ 86,000	\$ 410,322	\$ 125,000	\$ 82,064	\$ 3,936	Low	\$ 146,319	\$ 219,000
	104	\$95,000	RIDGEWOOD CONDO	E 09-09-30-422-012	401	6/18/2021	\$ 380,000	0	\$ 1,700	\$ 125,000	\$ 95,000	\$ 378,954	\$ 125,000	\$ 75,791	\$ 19,209	Low	\$ 130,233	\$ 255,000
	104	\$95,000	RIDGEWOOD CONDO	E 09-09-30-316-038	401	12/7/2020	\$ 380,000	0	\$ 1,700	\$ 125,000	\$ 95,000	\$ 500,324	\$ 125,000	\$ 100,065	\$ (5,065)	High	\$ 192,474	\$ 255,000
	104	\$84,000	RIDGEWOOD CONDO	E 09-09-29-324-057	401	11/10/2020	\$ 336,000	0	\$ 1,700	\$ 125,000	\$ 84,000	\$ 363,302	\$ 125,000	\$ 72,660	\$ 11,340	Low	\$ 122,206	\$ 211,000
	104	\$108,750	RIDGEWOOD CONDO	E 09-09-30-316-045	401	9/11/2020	\$ 435,000	0	\$ 1,700	\$ 125,000	\$ 108,750	\$ 517,465	\$ 125,000	\$ 103,493	\$ 5,257	Low	\$ 201,264	\$ 310,000
	104	\$156,250	RIDGEWOOD CONDO	E 09-09-29-209-071	401	4/28/2020	\$ 625,000	0	\$ 1,700	\$ 125,000	\$ 156,250	\$ 567,804	\$ 125,000	\$ 113,561	\$ 42,689	Low	\$ 227,079	\$ 500,000
	104	\$63,100	RIDGEWOOD CONDO	E 09-09-30-127-041	401	1/3/2020	\$ 252,400	0	\$ 1,700	\$ 125,000	\$ 63,100	\$ 348,470	\$ 125,000	\$ 69,694	\$ (6,594)	High	\$ 114,600	\$ 127,400
	104	\$106,542	AVERAGE	E														
	104			E														
	104	\$ 110,000	2024 LV	E														
ECF TABLE		LV 20% SP		PARCEL NUMBER	CLASS	LAST SALE	SALE PRICE	LAND FF	LAND \$ FF	LAND VALUE	LV 20% SP	MARKET VALUE	LAND VALUE	LV % MV	DIF LVSP V LVMV	LV High or Low?	BLDG BASE VAL	BLDG RSDL SALE
	104	\$87,000	LIBERTY HEIGHTS	F 09-09-30-309-035	401	11/16/2022	\$ 435,000	0	\$ 1,700	\$ 87,000	\$ 87,000	\$ 576,323	\$ 87,000	\$ 115,265	\$ (28,265)	High	\$ 250,935	\$ 348,000
	104	\$93,000	LIBERTY HEIGHTS	F 09-09-30-309-019	401	12/3/2021	\$ 465,000	0	\$ 1,700	\$ 87,000	\$ 93,000	\$ 596,654	\$ 87,000	\$ 119,331	\$ (26,331)	High	\$ 261,361	\$ 378,000
	104	\$85,000	LIBERTY HEIGHTS	F 09-09-30-309-018	401	8/31/2021	\$ 425,000	0	\$ 1,700	\$ 87,000	\$ 85,000	\$ 617,470	\$ 87,000	\$ 123,494	\$ (38,494)	High	\$ 272,036	\$ 338,000
	104	\$81,380	LIBERTY HEIGHTS	F 09-09-30-309-010	401	6/25/2021	\$ 406,900	0	\$ 1,700	\$ 87,000	\$ 81,380	\$ 553,391	\$ 87,000	\$ 110,678	\$ (29,298)	High	\$ 239,175	\$ 319,900
	104	\$93,763	LIBERTY HEIGHTS	F 09-09-30-309-029	401	5/5/2021	\$ 468,815	0	\$ 1,700	\$ 87,000	\$ 93,763	\$ 557,410	\$ 87,000	\$ 111,482	\$ (17,719)	High	\$ 241,236	\$ 381,815
	104	\$68,000	LIBERTY HEIGHTS	F 09-09-30-309-017	401	10/30/2020	\$ 340,000	0	\$ 1,700	\$ 87,000	\$ 68,000	\$ 523,523	\$ 87,000	\$ 104,705	\$ (36,705)	High	\$ 223,858	\$ 253,000
	104			F														
	104	\$84,691	AVERAGE	F														
	104	\$86,000	MEDIAN	F														
	104			F														
	104	\$ 87,000	2024 LV	F														
ECF TABLE		LV 25% SP		PARCEL NUMBER	CLASS	LAST SALE	SALE PRICE	LAND FF	LAND \$ FF	LAND VALUE	LV 25% SP	MARKET VALUE	LAND VALUE	LV % MV	DIF LVSP V LVMV	LV High or Low?	BLDG BASE VAL	BLDG RSDL SALE
	104	\$110,000	LIBERTY LOFTS	G 09-09-29-301-030	401	6/1/2023	\$ 440,000	0	\$ 1,700	\$ 105,000	\$ 110,000	\$ 433,944	\$ 105,000	\$ 86,789	\$ 23,211	Low	\$ 168,689	\$ 335,000
	104	\$113,000	LIBERTY LOFTS	G 09-09-29-301-026	401	5/30/2023	\$ 452,000	0	\$ 1,700	\$ 157,500	\$ 113,000	\$ 458,956	\$ 157,500	\$ 91,791	\$ 21,209	Low	\$ 154,593	\$ 294,500
	104	\$115,625	LIBERTY LOFTS	G 09-09-29-301-043	401	4/20/2023	\$ 462,500	0	\$ 1,700	\$ 157,500	\$ 115,625	\$ 458,956	\$ 157,500	\$ 91,791	\$ 23,834	Low	\$ 154,593	\$ 305,000
	104	\$108,750	LIBERTY LOFTS	G 09-09-29-301-011	401	3/1/2023	\$ 435,000	0	\$ 1,700	\$ 166,250	\$ 108,750	\$ 477,605	\$ 166,250	\$ 95,521	\$ 13,229	Low	\$ 159,669	\$ 268,750
	104	\$318,750	LIBERTY LOFTS	G 09-09-29-301-071	401	12/2/2022	\$ 1,275,000	0	\$ 1,700	\$ 210,000	\$ 318,750	\$ 866,274	\$ 210,000	\$ 173,255	\$ 145,495	Low	\$ 336,551	\$ 1,065,000
	104	\$157,500	LIBERTY LOFTS	G 09-09-29-301-065	401	10/3/2022	\$ 630,000	0	\$ 1,700	\$ 166,250	\$ 157,500	\$ 630,886	\$ 166,250	\$ 126,177	\$ 31,323	Low	\$ 238,275	\$ 463,750
	104	\$149,750	LIBERTY LOFTS	G 09-09-29-301-022	401	8/4/2022	\$ 599,000	0	\$ 1,700	\$ 166,250	\$ 149,750	\$ 530,771	\$ 166,250	\$ 106,154	\$ 43,596	Low	\$ 186,934	\$ 432,750
	104	\$227,500	LIBERTY LOFTS	G 09-09-29-301-058	401	7/14/2022	\$ 910,000	0	\$ 1,700	\$ 210,000	\$ 227,500	\$ 895,811	\$ 210,000	\$ 179,162	\$ 48,338	Low	\$ 351,698	\$ 700,000
	104	\$133,750	LIBERTY LOFTS	G 09-09-29-301-031	401	7/6/2022	\$ 535,000	0	\$ 1,700	\$ 157,500	\$ 133,750	\$ 554,984	\$ 157,500	\$ 110,997	\$ 22,753	Low	\$ 203,838	\$ 377,500












109 \$ 3,400 2024 LV



**ECFTABLE New Land \$ FF**

112	\$1,591
112	\$3,300
112	\$9,532
112	\$1,295
112	\$3,441
112	\$3,117
112	\$2,557
112	\$5,011

112	\$4,078	AVERAGE
112	\$3,300	MEDIAN
112	2615.853078	STNDRD DEV
112	\$3,169	AVERAGE
112		
112	\$ 3,200	2024 LV

PARCEL NUMBER	CLASS	LAST SALE	SALE PRICE	LAND FF	LAND \$ FF	LAND VALUE	LV 30% SP	MARKET VALUE	LAND VALUE	LV % MV	DIF LVSP V LVMV	LV High or Low?	BLDG BASE VAL	BLDG RSDL SALE
09-09-29-313-023	401	3/10/2023	\$ 350,000	66	\$ 3,200	\$ 177,837	\$ 105,000	\$ 373,363	\$ 177,837	\$ 74,673	\$ 30,327	Low	\$ 83,558	\$ 172,163
09-09-29-301-003	401	11/7/2022	\$ 495,000	45	\$ 3,200	\$ 154,243	\$ 148,500	\$ 326,846	\$ 154,243	\$ 65,369	\$ 83,131	Low	\$ 73,762	\$ 340,757
09-09-29-302-010	401	6/10/2022	\$ 985,000	31	\$ 3,200	\$ 154,520	\$ 295,500	\$ 883,949	\$ 154,520	\$ 176,790	\$ 118,710	Low	\$ 311,722	\$ 830,480
09-09-29-312-015	401	1/21/2022	\$ 285,000	66	\$ 3,200	\$ 197,569	\$ 85,500	\$ 311,501	\$ 197,569	\$ 62,300	\$ 23,200	Low	\$ 48,689	\$ 87,431
09-09-29-314-027	401	6/29/2021	\$ 596,400	52	\$ 3,200	\$ 159,140	\$ 178,920	\$ 445,615	\$ 159,140	\$ 89,123	\$ 89,797	Low	\$ 122,425	\$ 437,260
09-09-29-312-018	401	6/16/2021	\$ 935,000	90	\$ 3,200	\$ 230,000	\$ 280,500	\$ 1,006,834	\$ 230,000	\$ 201,367	\$ 79,133	Low	\$ 331,980	\$ 705,000
09-09-29-301-006	401	10/9/2020	\$ 392,000	46	\$ 3,200	\$ 154,804	\$ 117,600	\$ 328,364	\$ 154,804	\$ 65,673	\$ 51,927	Low	\$ 74,171	\$ 237,196
09-09-29-314-019	401	8/19/2020	\$ 735,000	44	\$ 3,200	\$ 174,941	\$ 220,500	\$ 618,048	\$ 174,941	\$ 123,610	\$ 96,890	Low	\$ 189,362	\$ 560,059













ECF TABLE	New Land \$ FF	PARCEL NUMBER	CLASS	LAST SALE	SALE PRICE	LAND FF	LAND \$ FF	LAND VALUE	LV 25% SP	MARKET VALUE	LAND VALUE	LV % MV	DIF LVSP V LVMV	LV High or Low?	BLDG BASE VAL	BLDG RSDL SALE
121	\$2,071	09-09-31-400-013	401	6/6/2023	\$ 497,000	60	\$ 1,800	\$ 117,050	\$ 124,250	\$ 445,710	\$ 117,050	\$ 89,142	\$ 35,108	Low	\$ 160,322	\$ 379,950
121	\$2,146	09-09-31-403-018	401	4/27/2023	\$ 515,000	60	\$ 1,800	\$ 118,465	\$ 128,750	\$ 385,543	\$ 118,465	\$ 77,109	\$ 51,641	Low	\$ 130,282	\$ 396,535
121	\$1,958	09-09-31-402-030	401	4/4/2023	\$ 470,000	60	\$ 1,800	\$ 118,465	\$ 117,500	\$ 392,603	\$ 118,465	\$ 78,521	\$ 38,979	Low	\$ 133,726	\$ 351,535
121	\$1,791	09-09-31-407-009	401	4/4/2023	\$ 530,000	74	\$ 1,800	\$ 129,888	\$ 132,500	\$ 486,295	\$ 129,888	\$ 97,259	\$ 35,241	Low	\$ 173,857	\$ 400,112
121	\$1,789	09-09-31-407-002	401	3/1/2023	\$ 680,000	95	\$ 1,800	\$ 142,371	\$ 170,000	\$ 598,924	\$ 142,371	\$ 119,785	\$ 50,215	Low	\$ 222,709	\$ 537,629
121	\$1,563	09-09-31-402-016	401	2/6/2023	\$ 375,000	60	\$ 1,800	\$ 118,465	\$ 93,750	\$ 421,801	\$ 118,465	\$ 84,360	\$ 9,390	Low	\$ 147,969	\$ 256,535
121	\$2,104	09-09-31-418-007	401	12/16/2022	\$ 505,000	60	\$ 1,800	\$ 118,465	\$ 126,250	\$ 425,284	\$ 118,465	\$ 85,057	\$ 41,193	Low	\$ 149,668	\$ 386,535
121	\$1,729	09-09-31-402-013	401	9/30/2022	\$ 415,000	60	\$ 1,800	\$ 118,465	\$ 103,750	\$ 401,123	\$ 118,465	\$ 80,225	\$ 23,525	Low	\$ 137,882	\$ 296,535
121	\$1,458	09-09-31-403-013	401	9/27/2022	\$ 350,000	60	\$ 1,800	\$ 118,465	\$ 87,500	\$ 379,303	\$ 118,465	\$ 75,861	\$ 11,639	Low	\$ 127,238	\$ 231,535
121	\$3,083	09-09-31-417-027	401	9/21/2022	\$ 740,000	60	\$ 1,800	\$ 120,377	\$ 185,000	\$ 596,832	\$ 120,377	\$ 119,366	\$ 65,634	Low	\$ 232,417	\$ 619,623
121	\$1,417	09-09-31-402-033	401	9/2/2022	\$ 340,000	60	\$ 1,800	\$ 118,465	\$ 85,000	\$ 395,937	\$ 118,465	\$ 79,187	\$ 5,813	Low	\$ 135,352	\$ 221,535
121	\$1,208	09-09-31-403-021	401	8/31/2022	\$ 435,000	90	\$ 1,800	\$ 127,805	\$ 108,750	\$ 372,651	\$ 127,805	\$ 74,530	\$ 34,220	Low	\$ 119,437	\$ 307,195
121	\$1,906	09-09-31-405-005	401	8/30/2022	\$ 610,000	80	\$ 1,800	\$ 134,003	\$ 152,500	\$ 518,050	\$ 134,003	\$ 103,610	\$ 48,890	Low	\$ 187,340	\$ 475,997
121	\$1,886	09-09-31-406-014	401	8/11/2022	\$ 528,032	70	\$ 1,800	\$ 127,033	\$ 132,008	\$ 522,827	\$ 127,033	\$ 104,565	\$ 27,443	Low	\$ 193,070	\$ 400,999
121	\$1,779	09-09-31-414-015	401	8/9/2022	\$ 605,000	85	\$ 1,800	\$ 136,850	\$ 151,250	\$ 521,606	\$ 136,850	\$ 104,321	\$ 46,929	Low	\$ 187,686	\$ 468,150
121	\$2,608	09-09-31-418-026	401	6/13/2022	\$ 626,000	60	\$ 1,800	\$ 118,465	\$ 156,500	\$ 478,525	\$ 118,465	\$ 95,705	\$ 60,795	Low	\$ 175,639	\$ 507,535
121	\$1,917	09-09-31-401-027	401	6/3/2022	\$ 460,000	60	\$ 1,800	\$ 118,465	\$ 115,000	\$ 388,702	\$ 118,465	\$ 77,740	\$ 37,260	Low	\$ 131,823	\$ 341,535
121	\$2,467	09-09-31-417-023	401	6/3/2022	\$ 592,000	60	\$ 1,800	\$ 120,377	\$ 148,000	\$ 434,952	\$ 120,377	\$ 86,990	\$ 61,010	Low	\$ 153,451	\$ 471,623
121	\$1,425	09-09-31-403-027	401	5/31/2022	\$ 427,500	75	\$ 1,800	\$ 129,526	\$ 106,875	\$ 389,058	\$ 129,526	\$ 77,812	\$ 29,063	Low	\$ 126,601	\$ 297,974
121	\$1,771	09-09-31-418-004	401	5/25/2022	\$ 425,000	60	\$ 1,800	\$ 118,465	\$ 106,250	\$ 485,239	\$ 118,465	\$ 97,048	\$ 9,202	Low	\$ 178,914	\$ 306,535
121	\$1,429	09-09-31-405-008	401	5/12/2022	\$ 457,135	80	\$ 1,800	\$ 133,571	\$ 114,284	\$ 418,501	\$ 133,571	\$ 83,700	\$ 30,584	Low	\$ 138,990	\$ 323,564
121	\$1,917	09-09-31-420-016	401	4/28/2022	\$ 690,000	90	\$ 1,800	\$ 140,467	\$ 172,500	\$ 643,375	\$ 140,467	\$ 128,675	\$ 43,825	Low	\$ 245,321	\$ 549,533
121	\$2,687	09-09-31-406-010	401	4/22/2022	\$ 644,800	60	\$ 1,800	\$ 119,437	\$ 161,200	\$ 550,618	\$ 119,437	\$ 110,124	\$ 51,076	Low	\$ 210,332	\$ 525,363
121	\$1,708	09-09-31-403-030	401	4/14/2022	\$ 410,000	60	\$ 1,800	\$ 118,465	\$ 102,500	\$ 397,950	\$ 118,465	\$ 79,590	\$ 22,910	Low	\$ 136,334	\$ 291,535
121	\$1,183	09-09-31-419-025	401	3/28/2022	\$ 426,000	90	\$ 1,800	\$ 142,006	\$ 106,500	\$ 415,556	\$ 142,006	\$ 83,111	\$ 23,389	Low	\$ 133,439	\$ 283,994
121	\$1,011	09-09-31-406-007	401	2/18/2022	\$ 364,000	90	\$ 1,800	\$ 139,325	\$ 91,000	\$ 466,372	\$ 139,325	\$ 93,274	\$ (2,274)	High	\$ 159,535	\$ 224,675
121	\$1,401	09-09-31-418-020	401	1/18/2022	\$ 336,150	60	\$ 1,800	\$ 118,465	\$ 84,038	\$ 387,023	\$ 118,465	\$ 77,405	\$ 6,633	Low	\$ 131,004	\$ 217,685
121	\$1,154	09-09-31-402-020	401	11/10/2021	\$ 360,000	78	\$ 1,800	\$ 118,416	\$ 90,000	\$ 353,602	\$ 118,416	\$ 70,720	\$ 19,280	Low	\$ 114,725	\$ 241,584
121	\$1,479	09-09-31-419-007	401	11/4/2021	\$ 355,000	60	\$ 1,800	\$ 118,465	\$ 88,750	\$ 352,153	\$ 118,465	\$ 70,431	\$ 18,319	Low	\$ 113,994	\$ 236,535
121	\$1,625	09-09-31-403-017	401	8/30/2021	\$ 390,000	60	\$ 1,800	\$ 118,465	\$ 97,500	\$ 377,997	\$ 118,465	\$ 75,599	\$ 21,901	Low	\$ 126,601	\$ 271,535
121	\$1,667	09-09-31-418-021	401	6/30/2021	\$ 400,000	60	\$ 1,800	\$ 118,465	\$ 100,000	\$ 384,477	\$ 118,465	\$ 76,895	\$ 23,105	Low	\$ 129,762	\$ 281,535
121	\$2,010	09-09-31-420-007	401	6/15/2021	\$ 603,000	75	\$ 1,800	\$ 129,526	\$ 150,750	\$ 561,451	\$ 129,526	\$ 112,290	\$ 38,460	Low	\$ 210,695	\$ 473,474
121	\$1,629	09-09-31-403-015	401	6/14/2021	\$ 391,000	60	\$ 1,800	\$ 118,465	\$ 97,750	\$ 389,358	\$ 118,465	\$ 77,872	\$ 19,878	Low	\$ 132,143	\$ 272,535
121	\$1,854	09-09-31-401-012	401	6/11/2021	\$ 445,000	60	\$ 1,800	\$ 118,465	\$ 111,250	\$ 396,357	\$ 118,465	\$ 79,271	\$ 31,979	Low	\$ 135,557	\$ 326,535
121	\$2,519	09-09-31-407-008	401	5/25/2021	\$ 655,000	65	\$ 1,800	\$ 123,323	\$ 163,750	\$ 627,830	\$ 123,323	\$ 125,566	\$ 38,184	Low	\$ 246,101	\$ 531,677
121	\$2,228	09-09-31-409-003	401	5/21/2021	\$ 615,000	69	\$ 1,800	\$ 125,897	\$ 153,750	\$ 529,437	\$ 125,897	\$ 105,887	\$ 47,863	Low	\$ 196,849	\$ 489,103
121	\$1,438	09-09-31-406-008	401	4/1/2021	\$ 535,000	93	\$ 1,800	\$ 141,164	\$ 133,750	\$ 552,474	\$ 141,164	\$ 110,495	\$ 23,255	Low	\$ 200,639	\$ 393,836
121	\$2,896	09-09-31-418-024	401	3/30/2021	\$ 695,000	60	\$ 1,800	\$ 118,465	\$ 173,750	\$ 518,736	\$ 118,465	\$ 103,747	\$ 70,003	Low	\$ 195,254	\$ 576,535
121	\$1,771	09-09-31-401-033	401	12/23/2020	\$ 425,000	60	\$ 1,800	\$ 118,465	\$ 106,250	\$ 477,762	\$ 118,465	\$ 95,552	\$ 10,698	Low	\$ 175,267	\$ 306,535
121	\$1,167	09-09-31-401-010	401	12/11/2020	\$ 280,000	60	\$ 1,800	\$ 118,465	\$ 70,000	\$ 385,207	\$ 118,465	\$ 77,041	\$ (7,041)	High	\$ 130,118	\$ 161,535
121	\$1,535	09-09-31-402-031	401	11/13/2020	\$ 368,500	60	\$ 1,800	\$ 118,465	\$ 92,125	\$ 411,482	\$ 118,465	\$ 82,296	\$ 9,829	Low	\$ 142,935	\$ 250,035
121	\$1,521	09-09-31-418-013	401	10/20/2020	\$ 365,000	60	\$ 1,800	\$ 118,465	\$ 91,250	\$ 371,667	\$ 118,465	\$ 74,333	\$ 16,917	Low	\$ 123,513	\$ 246,535
121	\$973	09-09-31-407-007	401	9/12/2020	\$ 475,000	122	\$ 1,800	\$ 154,072	\$ 118,750	\$ 635,771	\$ 154,072	\$ 127,154	\$ (8,404)	High	\$ 234,975	\$ 320,928
121	\$1,351	09-09-31-407-013	401	9/4/2020	\$ 400,000	74	\$ 1,800	\$ 129,888	\$ 100,000	\$ 508,947	\$ 129,888	\$ 101,789	\$ (1,789)	High	\$ 184,907	\$ 270,112
121	\$1,604	09-09-31-419-026	401	8/28/2020	\$ 385,000	60	\$ 1,800	\$ 120,745	\$ 96,250	\$ 465,705	\$ 120,745	\$ 93,141	\$ 3,109	Low	\$ 168,273	\$ 264,255
121	\$2,150	09-09-31-403-002	401	8/17/2020	\$ 516,000	60	\$ 1,800	\$ 118,465	\$ 129,000	\$ 508,859	\$ 118,465	\$ 101,772	\$ 27,228	Low	\$ 190,436	\$ 397,535
121	\$1,529	09-09-31-419-016	401	8/17/2020	\$ 367,000	60	\$ 1,800	\$ 118,465	\$ 91,750	\$ 393,511	\$ 118,465	\$ 78,702	\$ 13,048	Low	\$ 134,169	\$ 248,535
121	\$1,917	09-09-31-400-014	401	7/29/2020	\$ 460,000	60	\$ 1,800	\$ 117,050	\$ 115,000	\$ 490,939	\$ 117,050	\$ 98,188	\$ 16,812	Low	\$ 182,385	\$ 342,950
121	\$1,435	09-09-31-401-006	401	7/9/2020	\$ 401,900	70	\$ 1,800	\$ 126,000	\$ 100,475	\$ 382,291	\$ 126,000	\$ 76,458	\$ 24,017	Low	\$ 125,020	\$ 275,900
121	\$1,350	09-09-31-419-018	401	6/30/2020	\$ 324,000	60	\$ 1,800	\$ 118,465	\$ 81,000	\$ 347,995	\$ 118,465	\$ 69,599	\$ 11,401	Low	\$ 111,966	\$ 205,535
121	\$1,531	09-09-31-401-029	401	6/18/2020	\$ 367,500	60	\$ 1,800	\$ 118,465	\$ 91,875	\$ 390,514	\$ 118,465	\$ 78,103	\$ 13,772	Low	\$ 132,707	\$ 249,035

121	\$2,208	09-09-31-418-002	401	5/8/2020	\$	530,000	60	\$	1,800	\$	118,465	\$	132,500	\$	447,361	\$	118,465	\$	89,472	\$	43,028	Low	\$	160,437	\$	411,535	
121	\$974	09-09-31-419-014	401	2/16/2020	\$	335,000	86	\$	1,800	\$	136,814	\$	83,750	\$	392,228	\$	136,814	\$	78,446	\$	5,304	Low	\$	124,592	\$	198,186	
121	\$1,254	09-09-31-417-029	401	2/6/2020	\$	602,000	120	\$	1,800	\$	158,839	\$	150,500	\$	659,000	\$	158,839	\$	131,800	\$	18,700	Low	\$	243,981	\$	443,161	
121																											
121	\$1,744	AVERAGE ALL																									
121	\$1,688	MEDIAN ALL																									
121																											
121	\$1,795	AVERAGE CURRENT																									
121																											
121	\$	1,800	2024 LV																								





ECF TABLE	New Land \$ FF	PARCEL NUMBER	CLASS	LAST SALE	SALE PRICE	LAND FF	LAND \$ FF	LAND VALUE	LV 20% SP	MARKET VALUE	LAND VALUE	LV % MV	DIF LVSP V LVMV	LV High or Low?	BLDG BASE VAL	BLDG RSDL SALE
123	\$1,772	09-09-31-307-002	401	6/1/2023	\$ 576,000	65	\$ 1,600	\$ 111,173	\$ 115,200	\$ 475,129	\$ 111,173	\$ 95,026	\$ 20,174	Low	\$ 181,978	\$ 464,827
123	\$767	09-09-31-317-030	401	5/31/2023	\$ 345,000	90	\$ 1,600	\$ 138,083	\$ 69,000	\$ 296,427	\$ 138,083	\$ 59,285	\$ 9,715	Low	\$ 79,172	\$ 206,917
123	\$1,298	09-09-31-412-005	401	5/30/2023	\$ 422,000	65	\$ 1,600	\$ 107,798	\$ 84,400	\$ 360,966	\$ 107,798	\$ 72,193	\$ 12,207	Low	\$ 126,584	\$ 314,202
123	\$1,611	09-09-31-317-020	401	5/22/2023	\$ 572,000	71	\$ 1,600	\$ 109,369	\$ 114,400	\$ 536,189	\$ 109,369	\$ 107,238	\$ 7,162	Low	\$ 213,410	\$ 462,631
123	\$1,316	09-09-31-306-036	401	4/25/2023	\$ 500,000	76	\$ 1,600	\$ 114,263	\$ 100,000	\$ 466,051	\$ 114,263	\$ 93,210	\$ 6,790	Low	\$ 175,894	\$ 385,737
123	\$1,553	09-09-31-413-002	401	3/27/2023	\$ 466,000	60	\$ 1,600	\$ 106,103	\$ 93,200	\$ 352,177	\$ 106,103	\$ 70,435	\$ 22,765	Low	\$ 123,037	\$ 359,897
123	\$1,277	09-09-31-414-011	401	3/24/2023	\$ 415,000	65	\$ 1,600	\$ 104,957	\$ 83,000	\$ 343,839	\$ 104,957	\$ 68,768	\$ 14,232	Low	\$ 119,441	\$ 310,043
123	\$1,304	09-09-31-305-004	401	3/1/2023	\$ 449,900	69	\$ 1,600	\$ 112,528	\$ 89,980	\$ 419,584	\$ 112,528	\$ 83,917	\$ 6,063	Low	\$ 153,528	\$ 337,372
123	\$1,212	09-09-31-303-003	401	2/28/2023	\$ 412,000	68	\$ 1,600	\$ 109,267	\$ 82,400	\$ 398,247	\$ 109,267	\$ 79,649	\$ 2,751	Low	\$ 144,490	\$ 302,733
123	\$1,150	09-09-31-314-002	401	2/3/2023	\$ 345,000	60	\$ 1,600	\$ 106,440	\$ 69,000	\$ 357,004	\$ 106,440	\$ 71,401	\$ (2,401)	High	\$ 125,282	\$ 238,560
123	\$1,457	09-09-31-314-011	401	1/17/2023	\$ 473,675	65	\$ 1,600	\$ 109,537	\$ 94,735	\$ 415,139	\$ 109,537	\$ 83,028	\$ 11,707	Low	\$ 152,801	\$ 364,138
123	\$1,267	09-09-31-413-004	401	12/9/2022	\$ 380,000	60	\$ 1,600	\$ 106,103	\$ 76,000	\$ 344,147	\$ 106,103	\$ 68,829	\$ 7,171	Low	\$ 119,022	\$ 273,897
123	\$1,561	09-09-31-309-007	401	11/21/2022	\$ 515,000	66	\$ 1,600	\$ 108,293	\$ 103,000	\$ 509,291	\$ 108,293	\$ 101,858	\$ 1,142	Low	\$ 200,499	\$ 406,707
123	\$1,333	09-09-31-304-027	401	10/28/2022	\$ 400,000	60	\$ 1,600	\$ 107,749	\$ 80,000	\$ 371,951	\$ 107,749	\$ 74,390	\$ 5,610	Low	\$ 132,101	\$ 292,251
123	\$1,423	09-09-31-305-014	401	10/11/2022	\$ 441,250	62	\$ 1,600	\$ 105,380	\$ 88,250	\$ 399,058	\$ 105,380	\$ 79,812	\$ 8,438	Low	\$ 146,839	\$ 335,870
123	\$1,516	09-09-31-310-013	401	9/13/2022	\$ 470,000	62	\$ 1,600	\$ 113,270	\$ 94,000	\$ 408,532	\$ 113,270	\$ 81,706	\$ 12,294	Low	\$ 147,631	\$ 356,730
123	\$1,304	09-09-31-308-003	401	9/6/2022	\$ 456,500	70	\$ 1,600	\$ 113,995	\$ 91,300	\$ 423,713	\$ 113,995	\$ 84,743	\$ 6,557	Low	\$ 154,859	\$ 342,505
123	\$1,433	09-09-31-413-007	401	9/1/2022	\$ 430,000	60	\$ 1,600	\$ 106,103	\$ 86,000	\$ 330,425	\$ 106,103	\$ 66,085	\$ 19,915	Low	\$ 112,161	\$ 323,897
123	\$2,000	09-09-31-308-019	401	7/26/2022	\$ 700,000	70	\$ 1,600	\$ 109,851	\$ 140,000	\$ 558,733	\$ 109,851	\$ 111,747	\$ 28,253	Low	\$ 224,441	\$ 590,149
123	\$1,099	09-09-31-410-004	401	7/19/2022	\$ 445,000	81	\$ 1,600	\$ 114,768	\$ 89,000	\$ 399,410	\$ 114,768	\$ 79,882	\$ 9,118	Low	\$ 142,321	\$ 330,322
123	\$1,247	09-09-31-414-003	401	7/13/2022	\$ 405,395	65	\$ 1,600	\$ 108,682	\$ 81,079	\$ 400,970	\$ 108,682	\$ 80,194	\$ 885	Low	\$ 146,144	\$ 296,713
123	\$1,258	09-09-31-306-034	401	7/11/2022	\$ 478,000	76	\$ 1,600	\$ 114,798	\$ 95,600	\$ 465,342	\$ 114,798	\$ 93,068	\$ 2,532	Low	\$ 175,272	\$ 363,202
123	\$1,171	09-09-31-301-011	401	7/1/2022	\$ 410,000	70	\$ 1,600	\$ 109,665	\$ 82,000	\$ 407,315	\$ 109,665	\$ 81,463	\$ 537	Low	\$ 148,825	\$ 300,335
123	\$1,669	09-09-31-310-010	401	6/23/2022	\$ 567,300	68	\$ 1,600	\$ 108,715	\$ 113,460	\$ 464,191	\$ 108,715	\$ 92,838	\$ 20,622	Low	\$ 177,738	\$ 458,585
123	\$1,315	09-09-31-309-028	401	6/20/2022	\$ 480,000	73	\$ 1,600	\$ 110,284	\$ 96,000	\$ 497,232	\$ 110,284	\$ 99,446	\$ (3,446)	High	\$ 193,474	\$ 369,716
123	\$1,567	09-09-31-314-015	401	6/10/2022	\$ 470,000	60	\$ 1,600	\$ 106,938	\$ 94,000	\$ 405,006	\$ 106,938	\$ 81,001	\$ 12,999	Low	\$ 149,034	\$ 363,062
123	\$1,718	09-09-31-303-010	401	6/1/2022	\$ 610,000	71	\$ 1,600	\$ 110,691	\$ 122,000	\$ 559,175	\$ 110,691	\$ 111,835	\$ 10,165	Low	\$ 224,242	\$ 499,309
123	\$1,237	09-09-31-301-008	401	5/27/2022	\$ 464,000	75	\$ 1,600	\$ 111,958	\$ 92,800	\$ 396,248	\$ 111,958	\$ 79,250	\$ 13,550	Low	\$ 142,145	\$ 352,042
123	\$1,371	09-09-31-313-002	401	5/24/2022	\$ 466,250	68	\$ 1,600	\$ 111,370	\$ 93,250	\$ 365,384	\$ 111,370	\$ 73,077	\$ 20,173	Low	\$ 127,007	\$ 354,880
123	\$1,023	09-09-31-301-007	401	5/18/2022	\$ 383,500	75	\$ 1,600	\$ 111,958	\$ 76,700	\$ 403,174	\$ 111,958	\$ 80,635	\$ (3,935)	High	\$ 145,608	\$ 271,542
123	\$1,087	09-09-31-306-030	401	5/13/2022	\$ 500,000	92	\$ 1,600	\$ 114,890	\$ 100,000	\$ 533,008	\$ 114,890	\$ 106,602	\$ (6,602)	High	\$ 209,059	\$ 385,110
123	\$1,483	09-09-31-412-006	401	5/6/2022	\$ 482,000	65	\$ 1,600	\$ 107,798	\$ 96,400	\$ 370,782	\$ 107,798	\$ 74,156	\$ 22,244	Low	\$ 131,492	\$ 374,202
123	\$1,460	09-09-31-317-039	401	4/27/2022	\$ 730,000	100	\$ 1,600	\$ 142,517	\$ 146,000	\$ 546,097	\$ 142,517	\$ 109,219	\$ 36,781	Low	\$ 201,790	\$ 587,483
123	\$1,065	09-09-31-304-005	401	3/10/2022	\$ 330,000	62	\$ 1,600	\$ 109,451	\$ 66,000	\$ 311,245	\$ 109,451	\$ 62,249	\$ 3,751	Low	\$ 100,897	\$ 220,549
123	\$1,520	09-09-31-308-021	401	2/14/2022	\$ 532,000	70	\$ 1,600	\$ 107,111	\$ 106,400	\$ 556,205	\$ 107,111	\$ 111,241	\$ (4,841)	High	\$ 224,547	\$ 424,889
123	\$1,250	09-09-31-315-018	401	12/29/2021	\$ 375,000	60	\$ 1,600	\$ 108,535	\$ 75,000	\$ 341,437	\$ 108,535	\$ 68,287	\$ 6,713	Low	\$ 116,451	\$ 266,465
123	\$935	09-09-31-306-032	401	12/16/2021	\$ 360,000	77	\$ 1,600	\$ 113,418	\$ 72,000	\$ 395,814	\$ 113,418	\$ 79,163	\$ (7,163)	High	\$ 141,198	\$ 246,582
123	\$863	09-09-31-414-009	401	12/7/2021	\$ 379,900	88	\$ 1,600	\$ 116,017	\$ 75,980	\$ 328,365	\$ 116,017	\$ 65,673	\$ 10,307	Low	\$ 106,174	\$ 263,883
123	\$1,749	09-09-31-310-027	401	11/19/2021	\$ 551,000	63	\$ 1,600	\$ 104,950	\$ 110,200	\$ 462,662	\$ 104,950	\$ 92,532	\$ 17,668	Low	\$ 178,856	\$ 446,050
123	\$1,192	09-09-31-306-022	401	11/3/2021	\$ 465,000	78	\$ 1,600	\$ 120,601	\$ 93,000	\$ 432,935	\$ 120,601	\$ 86,587	\$ 6,413	Low	\$ 156,167	\$ 344,399
123	\$943	09-09-31-302-001	401	10/21/2021	\$ 329,900	70	\$ 1,600	\$ 110,221	\$ 65,980	\$ 326,581	\$ 110,221	\$ 65,316	\$ 664	Low	\$ 108,180	\$ 219,679
123	\$902	09-09-31-304-060	401	9/20/2021	\$ 415,000	92	\$ 1,600	\$ 112,950	\$ 83,000	\$ 608,528	\$ 112,950	\$ 121,706	\$ (38,706)	High	\$ 247,789	\$ 302,050
123	\$1,140	09-09-31-303-005	401	9/14/2021	\$ 399,000	70	\$ 1,600	\$ 110,221	\$ 79,800	\$ 373,777	\$ 110,221	\$ 74,755	\$ 5,045	Low	\$ 131,778	\$ 288,779
123	\$1,293	09-09-31-305-009	401	9/3/2021	\$ 407,138	63	\$ 1,600	\$ 114,496	\$ 81,428	\$ 375,392	\$ 114,496	\$ 75,078	\$ 6,349	Low	\$ 130,448	\$ 292,642
123	\$1,688	09-09-31-310-007	401	8/25/2021	\$ 675,000	80	\$ 1,600	\$ 126,165	\$ 135,000	\$ 492,171	\$ 126,165	\$ 98,434	\$ 36,566	Low	\$ 183,003	\$ 548,835
123	\$1,239	09-09-31-307-009	401	8/17/2021	\$ 415,000	67	\$ 1,600	\$ 107,292	\$ 83,000	\$ 479,714	\$ 107,292	\$ 95,943	\$ (12,943)	High	\$ 186,211	\$ 307,708
123	\$1,214	09-09-31-304-053	401	8/9/2021	\$ 425,000	70	\$ 1,600	\$ 112,000	\$ 85,000	\$ 388,324	\$ 112,000	\$ 77,665	\$ 7,335	Low	\$ 138,162	\$ 313,000
123	\$1,246	09-09-31-414-004	401	7/27/2021	\$ 405,000	65	\$ 1,600	\$ 108,682	\$ 81,000	\$ 327,026	\$ 108,682	\$ 65,405	\$ 15,595	Low	\$ 109,172	\$ 296,318
123	\$1,156	09-09-31-300-021	401	7/20/2021	\$ 370,000	64	\$ 1,600	\$ 109,029	\$ 74,000	\$ 383,615	\$ 109,029	\$ 76,723	\$ (2,723)	High	\$ 137,293	\$ 260,971
123	\$1,197	09-09-31-306-016	401	7/19/2021	\$ 425,000	71	\$ 1,600	\$ 106,728	\$ 85,000	\$ 378,480	\$ 106,728	\$ 75,696	\$ 9,304	Low	\$ 135,876	\$ 318,272
123	\$1,323	09-09-31-414-001	401	7/14/2021	\$ 430,000	65	\$ 1,600	\$ 108,682	\$ 86,000	\$ 388,238	\$ 108,682	\$ 77,648	\$ 8,352	Low	\$ 139,778	\$ 321,318

123	\$1,228	09-09-31-411-010	401	6/15/2021	\$	423,500	69	\$	1,600	\$	109,747	\$	84,700	\$	354,521	\$	109,747	\$	70,904	\$	13,796	Low	\$	122,387	\$	313,753
123	\$1,059	09-09-31-303-001	401	5/5/2021	\$	360,000	68	\$	1,600	\$	109,267	\$	72,000	\$	354,715	\$	109,267	\$	70,943	\$	1,057	Low	\$	122,724	\$	250,733
123	\$1,246	09-09-31-304-045	401	5/3/2021	\$	430,000	69	\$	1,600	\$	108,816	\$	86,000	\$	387,178	\$	108,816	\$	77,436	\$	8,564	Low	\$	139,181	\$	321,184
123	\$1,217	09-09-31-308-006	401	4/27/2021	\$	420,000	69	\$	1,600	\$	113,344	\$	84,000	\$	447,314	\$	113,344	\$	89,463	\$	(5,463)	High	\$	166,985	\$	306,656
123	\$1,159	09-09-31-305-028	401	4/9/2021	\$	400,000	69	\$	1,600	\$	112,196	\$	80,000	\$	480,542	\$	112,196	\$	96,108	\$	(16,108)	High	\$	184,173	\$	287,804
123	\$1,000	09-09-31-307-007	401	3/26/2021	\$	450,000	90	\$	1,600	\$	114,597	\$	90,000	\$	438,497	\$	114,597	\$	87,699	\$	2,301	Low	\$	161,950	\$	335,403
123	\$913	09-09-31-304-061	401	3/22/2021	\$	420,000	92	\$	1,600	\$	114,654	\$	84,000	\$	561,534	\$	114,654	\$	112,307	\$	(28,307)	High	\$	223,440	\$	305,346
123	\$1,057	09-09-31-309-010	401	3/18/2021	\$	370,000	70	\$	1,600	\$	112,172	\$	74,000	\$	430,226	\$	112,172	\$	86,045	\$	(12,045)	High	\$	159,027	\$	257,828
123	\$862	09-09-31-414-005	401	2/24/2021	\$	280,000	65	\$	1,600	\$	108,682	\$	56,000	\$	335,772	\$	108,682	\$	67,154	\$	(11,154)	High	\$	113,545	\$	171,318
123	\$661	09-09-31-410-001	401	1/7/2021	\$	247,900	75	\$	1,600	\$	112,149	\$	49,580	\$	306,275	\$	112,149	\$	61,255	\$	(11,675)	High	\$	97,063	\$	135,751
123	\$1,350	09-09-31-306-003	401	12/30/2020	\$	459,000	68	\$	1,600	\$	111,030	\$	91,800	\$	482,086	\$	111,030	\$	96,417	\$	(4,617)	High	\$	185,528	\$	347,970
123	\$1,127	09-09-31-304-041	401	12/21/2020	\$	355,000	63	\$	1,600	\$	111,064	\$	71,000	\$	470,464	\$	111,064	\$	94,093	\$	(23,093)	High	\$	179,700	\$	243,936
123	\$1,077	09-09-31-314-017	401	12/11/2020	\$	350,000	65	\$	1,600	\$	109,537	\$	70,000	\$	414,979	\$	109,537	\$	82,996	\$	(12,996)	High	\$	152,721	\$	240,463
123	\$1,651	09-09-31-308-022	401	11/24/2020	\$	553,000	67	\$	1,600	\$	107,860	\$	110,600	\$	505,694	\$	107,860	\$	101,139	\$	9,461	Low	\$	198,917	\$	445,140
123	\$1,311	09-09-31-300-020	401	11/7/2020	\$	426,100	65	\$	1,600	\$	109,537	\$	85,220	\$	449,955	\$	109,537	\$	89,991	\$	(4,771)	High	\$	170,209	\$	316,563
123	\$726	09-09-31-308-001	401	11/3/2020	\$	304,999	84	\$	1,600	\$	116,803	\$	61,000	\$	463,799	\$	116,803	\$	92,760	\$	(31,760)	High	\$	173,498	\$	188,196
123	\$976	09-09-31-304-069	401	11/2/2020	\$	444,000	91	\$	1,600	\$	112,580	\$	88,800	\$	524,192	\$	112,580	\$	104,838	\$	(16,038)	High	\$	205,806	\$	331,420
123	\$1,154	09-09-31-300-032	401	10/27/2020	\$	375,000	65	\$	1,600	\$	108,682	\$	75,000	\$	361,300	\$	108,682	\$	72,260	\$	2,740	Low	\$	126,309	\$	266,318
123	\$861	09-09-31-301-015	401	10/2/2020	\$	310,000	72	\$	1,600	\$	108,227	\$	62,000	\$	377,809	\$	108,227	\$	75,562	\$	(13,562)	High	\$	134,791	\$	201,773
123	\$986	09-09-31-308-029	401	9/30/2020	\$	350,000	71	\$	1,600	\$	109,369	\$	70,000	\$	489,141	\$	109,369	\$	97,828	\$	(27,828)	High	\$	189,886	\$	240,631
123	\$1,241	09-09-31-317-031	401	9/8/2020	\$	490,000	79	\$	1,600	\$	116,139	\$	98,000	\$	639,173	\$	116,139	\$	127,835	\$	(29,835)	High	\$	261,517	\$	373,861
123	\$1,130	09-09-31-411-012	401	9/8/2020	\$	390,000	69	\$	1,600	\$	109,747	\$	78,000	\$	352,263	\$	109,747	\$	70,453	\$	7,547	Low	\$	121,258	\$	280,253
123	\$1,311	09-09-31-306-027	401	9/4/2020	\$	400,000	61	\$	1,600	\$	109,843	\$	80,000	\$	475,077	\$	109,843	\$	95,015	\$	(15,015)	High	\$	182,617	\$	290,157
123	\$1,185	09-09-31-412-002	401	8/27/2020	\$	385,000	65	\$	1,600	\$	107,798	\$	77,000	\$	327,374	\$	107,798	\$	65,475	\$	11,525	Low	\$	109,788	\$	277,202
123	\$1,151	09-09-31-300-034	401	7/17/2020	\$	374,000	65	\$	1,600	\$	108,682	\$	74,800	\$	358,496	\$	108,682	\$	71,699	\$	3,101	Low	\$	124,907	\$	265,318
123	\$1,264	09-09-31-309-024	401	7/16/2020	\$	448,720	71	\$	1,600	\$	109,369	\$	89,744	\$	515,007	\$	109,369	\$	103,001	\$	(13,257)	High	\$	202,819	\$	339,351
123	\$1,103	09-09-31-307-012	401	7/15/2020	\$	375,000	68	\$	1,600	\$	112,364	\$	75,000	\$	424,554	\$	112,364	\$	84,911	\$	(9,911)	High	\$	156,095	\$	262,636
123	\$1,089	09-09-31-309-011	401	7/10/2020	\$	391,900	72	\$	1,600	\$	113,296	\$	78,380	\$	445,508	\$	113,296	\$	89,102	\$	(10,722)	High	\$	166,106	\$	278,604
123	\$1,088	09-09-31-306-004	401	6/25/2020	\$	359,000	66	\$	1,600	\$	110,040	\$	71,800	\$	378,506	\$	110,040	\$	75,701	\$	(3,901)	High	\$	134,233	\$	248,960
123	\$986	09-09-31-310-001	401	6/23/2020	\$	419,000	85	\$	1,600	\$	119,617	\$	83,800	\$	512,399	\$	119,617	\$	102,480	\$	(18,680)	High	\$	196,391	\$	299,383
123	\$1,165	09-09-31-304-037	401	5/7/2020	\$	530,000	91	\$	1,600	\$	121,172	\$	106,000	\$	590,382	\$	121,172	\$	118,076	\$	(12,076)	High	\$	234,605	\$	408,828
123	\$1,000	09-09-31-317-021	401	4/20/2020	\$	365,000	73	\$	1,600	\$	109,087	\$	73,000	\$	520,509	\$	109,087	\$	104,102	\$	(31,102)	High	\$	205,711	\$	255,913
123	\$763	09-09-31-308-044	401	4/2/2020	\$	286,000	75	\$	1,600	\$	114,166	\$	57,200	\$	486,674	\$	114,166	\$	97,335	\$	(40,135)	High	\$	186,254	\$	171,834
123	\$1,162	09-09-31-305-011	401	3/27/2020	\$	337,000	58	\$	1,600	\$	105,029	\$	67,400	\$	349,727	\$	105,029	\$	69,945	\$	(2,545)	High	\$	122,349	\$	231,971
123	\$923	09-09-31-304-070	401	3/2/2020	\$	420,000	91	\$	1,600	\$	112,580	\$	84,000	\$	610,894	\$	112,580	\$	122,179	\$	(38,179)	High	\$	249,157	\$	307,420
123	\$1,188	09-09-31-305-027	401	2/28/2020	\$	404,000	68	\$	1,600	\$	111,201	\$	80,800	\$	490,033	\$	111,201	\$	98,007	\$	(17,207)	High	\$	189,416	\$	292,799
123	\$1,127	09-09-31-308-030	401	2/14/2020	\$	400,000	71	\$	1,600	\$	109,369	\$	80,000	\$	539,041	\$	109,369	\$	107,808	\$	(27,808)	High	\$	214,836	\$	290,631
123	\$1,191	09-09-31-304-010	401	1/29/2020	\$	387,000	65	\$	1,600	\$	107,436	\$	77,400	\$	416,326	\$	107,436	\$	83,265	\$	(5,865)	High	\$	154,445	\$	279,564
123	\$857	09-09-31-413-008	401	1/15/2020	\$	300,000	70	\$	1,600	\$	111,125	\$	60,000	\$	333,801	\$	111,125	\$	66,760	\$	(6,760)	High	\$	111,338	\$	188,875
123	\$997	09-09-31-304-040	401	1/9/2020	\$	389,000	78	\$	1,600	\$	113,858	\$	77,800	\$	440,514	\$	113,858	\$	88,103	\$	(10,303)	High	\$	163,328	\$	275,142

123 \$1,217 AVERAGE ALL  
123 \$1,197 MEDIAN ALL

\$1,336 AVERAGE CURRENT  
123 \$1,304 MEDIAN CURRENT

123 \$ 1,400 2024 LV









ECF TABLE New Land \$ FF			PARCEL NUMBER	CLASS	LAST SALE	SALE PRICE	LAND FF	LAND \$ FF	LAND VALUE	LV 30% SP	MARKET VALUE	LAND VALUE	LV % MV	DIF LVSP V LVMV	LV High or Low?	BLDG BASE VAL	BLDG RSDL SALE
129		GARAGE CONDO	09-09-31-204-049	401	8/17/2018	\$ 15,500	0 \$ -	\$ -	\$ 11,250		\$ 19,891	\$ 11,250				\$ 6,662	
129		GARAGE CONDO	09-09-31-204-051	401	12/9/2016	\$ 600	0 \$ -	\$ -	\$ 11,250		\$ 19,891	\$ 11,250				\$ 6,662	
129		GARAGE CONDO	09-09-31-204-052	401	9/8/2014	\$ -	0 \$ -	\$ -	\$ 11,250		\$ 19,891	\$ 11,250				\$ 6,662	
129		GARAGE CONDO	09-09-31-204-050	401	8/8/2005	\$ 15,000	0 \$ -	\$ -	\$ 11,250		\$ 19,891	\$ 11,250				\$ 6,662	
129		GARAGE CONDO	09-09-31-204-047	401	9/5/2003	\$ 6,000	0 \$ -	\$ -	\$ 11,250		\$ 18,735	\$ 11,250				\$ 5,771	
129		GARAGE CONDO	09-09-31-204-048	401		\$ -	0 \$ -	\$ -	\$ 11,250		\$ 19,891	\$ 11,250				\$ 6,662	

ECF TABLE LV 30% SP			PARCEL NUMBER	CLASS	LAST SALE	SALE PRICE	LAND FF	LAND \$ FF	LAND VALUE	LV 30% SP	MARKET VALUE	LAND VALUE	LV % MV	DIF LVSP V LVMV	LV High or Low?	BLDG BASE VAL	BLDG RSDL SALE
129	\$41,700	OTHER CONDO	09-09-31-208-132	401	5/2/2023	\$ 139,000	0 \$ -	\$ -	\$ 45,000	\$ 41,700	\$ 143,100	\$ 45,000	\$ 28,620	\$ 13,080	Low	\$ 75,636	\$ 94,000
129	\$47,970	OTHER CONDO	09-09-31-208-260	401	4/13/2023	\$ 159,900	0 \$ -	\$ -	\$ 45,000	\$ 47,970	\$ 161,254	\$ 45,000	\$ 32,251	\$ 15,719	Low	\$ 89,633	\$ 114,900
129	\$49,500	OTHER CONDO	09-09-31-208-285	401	3/31/2023	\$ 165,000	0 \$ -	\$ -	\$ 45,000	\$ 49,500	\$ 161,716	\$ 45,000	\$ 32,343	\$ 17,157	Low	\$ 89,989	\$ 120,000
129	\$48,000	OTHER CONDO	09-09-31-208-287	401	3/31/2023	\$ 160,000	0 \$ -	\$ -	\$ 45,000	\$ 48,000	\$ 161,716	\$ 45,000	\$ 32,343	\$ 15,657	Low	\$ 89,989	\$ 115,000
129	\$54,000	OTHER CONDO	09-09-31-208-203	401	3/27/2023	\$ 180,000	0 \$ -	\$ -	\$ 45,000	\$ 54,000	\$ 187,009	\$ 45,000	\$ 37,402	\$ 16,598	Low	\$ 109,490	\$ 135,000
129	\$49,200	OTHER CONDO	09-09-31-208-165	401	2/8/2023	\$ 164,000	0 \$ -	\$ -	\$ 45,000	\$ 49,200	\$ 159,759	\$ 45,000	\$ 31,952	\$ 17,248	Low	\$ 88,480	\$ 119,000
129	\$56,250	OTHER CONDO	09-09-31-208-225	401	1/13/2023	\$ 187,500	0 \$ -	\$ -	\$ 45,000	\$ 56,250	\$ 187,009	\$ 45,000	\$ 37,402	\$ 18,848	Low	\$ 109,490	\$ 142,500
129	\$52,500	OTHER CONDO	09-09-31-208-244	401	10/5/2022	\$ 175,000	0 \$ -	\$ -	\$ 45,000	\$ 52,500	\$ 187,470	\$ 45,000	\$ 37,494	\$ 15,006	Low	\$ 109,846	\$ 130,000
129	\$44,970	OTHER CONDO	09-09-31-208-086	401	9/26/2022	\$ 149,900	0 \$ -	\$ -	\$ 45,000	\$ 44,970	\$ 159,554	\$ 45,000	\$ 31,911	\$ 13,059	Low	\$ 88,322	\$ 104,900
129	\$49,500	OTHER CONDO	09-09-31-208-194	401	8/15/2022	\$ 165,000	0 \$ -	\$ -	\$ 45,000	\$ 49,500	\$ 158,807	\$ 45,000	\$ 31,761	\$ 17,739	Low	\$ 87,746	\$ 120,000
129	\$50,100	OTHER CONDO	09-09-31-208-090	401	8/12/2022	\$ 167,000	0 \$ -	\$ -	\$ 45,000	\$ 50,100	\$ 190,871	\$ 45,000	\$ 38,174	\$ 11,926	Low	\$ 112,468	\$ 122,000
129	\$57,000	OTHER CONDO	09-09-31-208-193	401	8/3/2022	\$ 190,000	0 \$ -	\$ -	\$ 45,000	\$ 57,000	\$ 187,470	\$ 45,000	\$ 37,494	\$ 19,506	Low	\$ 109,846	\$ 145,000
129	\$48,750	OTHER CONDO	09-09-31-208-273	401	6/24/2022	\$ 162,500	0 \$ -	\$ -	\$ 45,000	\$ 48,750	\$ 161,716	\$ 45,000	\$ 32,343	\$ 16,407	Low	\$ 89,989	\$ 117,500
129	\$49,800	OTHER CONDO	09-09-31-208-116	401	6/23/2022	\$ 166,000	0 \$ -	\$ -	\$ 45,000	\$ 49,800	\$ 142,638	\$ 45,000	\$ 28,528	\$ 21,272	Low	\$ 75,280	\$ 121,000
129	\$42,000	OTHER CONDO	09-09-31-208-152	401	6/10/2022	\$ 140,000	0 \$ -	\$ -	\$ 45,000	\$ 42,000	\$ 143,483	\$ 45,000	\$ 28,697	\$ 13,303	Low	\$ 75,931	\$ 95,000
129	\$54,000	OTHER CONDO	09-09-31-208-201	401	6/9/2022	\$ 180,000	0 \$ -	\$ -	\$ 45,000	\$ 54,000	\$ 190,688	\$ 45,000	\$ 38,138	\$ 15,862	Low	\$ 112,327	\$ 135,000
129	\$54,000	OTHER CONDO	09-09-31-208-274	401	5/5/2022	\$ 180,000	0 \$ -	\$ -	\$ 45,000	\$ 54,000	\$ 191,150	\$ 45,000	\$ 38,230	\$ 15,770	Low	\$ 112,683	\$ 135,000
129	\$46,500	OTHER CONDO	09-09-31-208-252	401	4/25/2022	\$ 155,000	0 \$ -	\$ -	\$ 45,000	\$ 46,500	\$ 191,150	\$ 45,000	\$ 38,230	\$ 8,270	Low	\$ 112,683	\$ 110,000
129	\$55,050	OTHER CONDO	09-09-31-208-248	401	4/15/2022	\$ 183,500	0 \$ -	\$ -	\$ 45,000	\$ 55,050	\$ 187,009	\$ 45,000	\$ 37,402	\$ 17,648	Low	\$ 109,490	\$ 138,500
129	\$41,970	OTHER CONDO	09-09-31-208-075	401	4/11/2022	\$ 139,900	0 \$ -	\$ -	\$ 45,000	\$ 41,970	\$ 159,554	\$ 45,000	\$ 31,911	\$ 10,059	Low	\$ 88,322	\$ 94,900
129	\$49,500	OTHER CONDO	09-09-31-208-280	401	4/7/2022	\$ 165,000	0 \$ -	\$ -	\$ 45,000	\$ 49,500	\$ 190,688	\$ 45,000	\$ 38,138	\$ 11,362	Low	\$ 112,327	\$ 120,000
129	\$48,000	OTHER CONDO	09-09-31-208-120	401	4/1/2022	\$ 160,000	0 \$ -	\$ -	\$ 45,000	\$ 48,000	\$ 158,683	\$ 45,000	\$ 31,737	\$ 16,263	Low	\$ 87,651	\$ 115,000
129	\$45,300	OTHER CONDO	09-09-31-208-135	401	3/16/2022	\$ 151,000	0 \$ -	\$ -	\$ 45,000	\$ 45,300	\$ 159,145	\$ 45,000	\$ 31,829	\$ 13,471	Low	\$ 88,007	\$ 106,000
129	\$40,500	OTHER CONDO	09-09-31-208-085	401	2/10/2022	\$ 135,000	0 \$ -	\$ -	\$ 45,000	\$ 40,500	\$ 159,554	\$ 45,000	\$ 31,911	\$ 8,589	Low	\$ 88,322	\$ 90,000
129	\$43,500	OTHER CONDO	09-09-31-208-113	401	2/9/2022	\$ 145,000	0 \$ -	\$ -	\$ 45,000	\$ 43,500	\$ 158,683	\$ 45,000	\$ 31,737	\$ 11,763	Low	\$ 87,651	\$ 100,000
129	\$49,500	OTHER CONDO	09-09-31-208-072	401	1/28/2022	\$ 165,000	0 \$ -	\$ -	\$ 45,000	\$ 49,500	\$ 188,709	\$ 45,000	\$ 37,742	\$ 11,758	Low	\$ 110,801	\$ 120,000
129	\$45,000	OTHER CONDO	09-09-31-208-283	401	11/30/2021	\$ 150,000	0 \$ -	\$ -	\$ 45,000	\$ 45,000	\$ 161,254	\$ 45,000	\$ 32,251	\$ 12,749	Low	\$ 89,633	\$ 105,000
129	\$48,000	OTHER CONDO	09-09-31-208-097	401	11/5/2021	\$ 160,000	0 \$ -	\$ -	\$ 45,000	\$ 48,000	\$ 191,333	\$ 45,000	\$ 38,267	\$ 9,733	Low	\$ 112,824	\$ 115,000
129	\$48,000	OTHER CONDO	09-09-31-208-315	401	10/8/2021	\$ 160,000	0 \$ -	\$ -	\$ 45,000	\$ 48,000	\$ 190,688	\$ 45,000	\$ 38,138	\$ 9,862	Low	\$ 112,327	\$ 115,000
129	\$54,000	OTHER CONDO	09-09-31-208-206	401	9/15/2021	\$ 180,000	0 \$ -	\$ -	\$ 45,000	\$ 54,000	\$ 187,470	\$ 45,000	\$ 37,494	\$ 16,506	Low	\$ 109,846	\$ 135,000
129	\$42,600	OTHER CONDO	09-09-31-208-266	401	8/30/2021	\$ 142,000	0 \$ -	\$ -	\$ 45,000	\$ 42,600	\$ 161,716	\$ 45,000	\$ 32,343	\$ 10,257	Low	\$ 89,989	\$ 97,000
129	\$38,100	OTHER CONDO	09-09-31-208-067	401	8/11/2021	\$ 127,000	0 \$ -	\$ -	\$ 45,000	\$ 38,100	\$ 161,254	\$ 45,000	\$ 32,251	\$ 5,849	Low	\$ 89,633	\$ 82,000
129	\$50,850	OTHER CONDO	09-09-31-208-272	401	8/9/2021	\$ 169,500	0 \$ -	\$ -	\$ 45,000	\$ 50,850	\$ 191,150	\$ 45,000	\$ 38,230	\$ 12,620	Low	\$ 112,683	\$ 124,500
129	\$38,700	OTHER CONDO	09-09-31-208-241	401	7/22/2021	\$ 129,000	0 \$ -	\$ -	\$ 45,000	\$ 38,700	\$ 161,716	\$ 45,000	\$ 32,343	\$ 6,357	Low	\$ 89,989	\$ 84,000
129	\$51,450	OTHER CONDO	09-09-31-208-074	401	7/2/2021	\$ 171,500	0 \$ -	\$ -	\$ 45,000	\$ 51,450	\$ 189,171	\$ 45,000	\$ 37,834	\$ 13,616	Low	\$ 111,157	\$ 126,500
129	\$39,900	OTHER CONDO	09-09-31-208-183	401	7/2/2021	\$ 133,000	0 \$ -	\$ -	\$ 45,000	\$ 39,900	\$ 158,807	\$ 45,000	\$ 31,761	\$ 8,139	Low	\$ 87,746	\$ 88,000
129	\$36,450	OTHER CONDO	09-09-31-208-142	401	7/1/2021	\$ 121,500	0 \$ -	\$ -	\$ 45,000	\$ 36,450	\$ 159,297	\$ 45,000	\$ 31,859	\$ 4,591	Low	\$ 88,124	\$ 76,500
129	\$49,200	OTHER CONDO	09-09-31-208-080	401	6/24/2021	\$ 164,000	0 \$ -	\$ -	\$ 45,000	\$ 49,200	\$ 189,171	\$ 45,000	\$ 37,834	\$ 11,366	Low	\$ 111,157	\$ 119,000
129	\$52,500	OTHER CONDO	09-09-31-208-258	401	5/12/2021	\$ 175,000	0 \$ -	\$ -	\$ 45,000	\$ 52,500	\$ 190,752	\$ 45,000	\$ 38,150	\$ 14,350	Low	\$ 112,376	\$ 130,000
129	\$39,750	OTHER CONDO	09-09-31-208-262	401	4/30/2021	\$ 132,500	0 \$ -	\$ -	\$ 45,000	\$ 39,750	\$ 161,716	\$ 45,000	\$ 32,343	\$ 7,407	Low	\$ 89,989	\$ 87,500
129	\$39,300	OTHER CONDO	09-09-31-208-155	401	4/28/2021	\$ 131,000	0 \$ -	\$ -	\$ 45,000	\$ 39,300	\$ 159,759	\$ 45,000	\$ 31,952	\$ 7,348	Low	\$ 88,480	\$ 86,000
129	\$46,500	OTHER CONDO	09-09-31-208-246	401	4/19/2021	\$ 155,000	0 \$ -	\$ -	\$ 45,000	\$ 46,500	\$ 187,009	\$ 45,000	\$ 37,402	\$ 9,098	Low	\$ 109,490	\$ 110,000
129	\$37,500	OTHER CONDO	09-09-31-208-198	401	4/2/2021	\$ 125,000	0 \$ -	\$ -	\$ 45,000	\$ 37,500	\$ 158,807	\$ 45,000	\$ 31,761	\$ 5,739	Low	\$ 87,746	\$ 80,000

129	\$33,000	OTHER CONDO	09-09-31-208-162	401	3/5/2021	\$	110,000	0	\$	-	\$	45,000	\$	33,000	\$	139,158	\$	45,000	\$	27,832	\$	5,168	Low	\$	72,597	\$	65,000
129	\$40,470	OTHER CONDO	09-09-31-208-196	401	2/25/2021	\$	134,900	0	\$	-	\$	45,000	\$	40,470	\$	158,807	\$	45,000	\$	31,761	\$	8,709	Low	\$	87,746	\$	89,900
129	\$41,640	OTHER CONDO	09-09-31-208-325	401	1/29/2021	\$	138,800	0	\$	-	\$	45,000	\$	41,640	\$	161,716	\$	45,000	\$	32,343	\$	9,297	Low	\$	89,989	\$	93,800
129	\$44,100	OTHER CONDO	09-09-31-208-288	401	1/19/2021	\$	147,000	0	\$	-	\$	45,000	\$	44,100	\$	191,150	\$	45,000	\$	38,230	\$	5,870	Low	\$	112,683	\$	102,000
129	\$42,000	OTHER CONDO	09-09-31-208-099	401	10/13/2020	\$	140,000	0	\$	-	\$	45,000	\$	42,000	\$	161,716	\$	45,000	\$	32,343	\$	9,657	Low	\$	89,989	\$	95,000
129	\$37,950	OTHER CONDO	09-09-31-208-131	401	9/24/2020	\$	126,500	0	\$	-	\$	45,000	\$	37,950	\$	143,100	\$	45,000	\$	28,620	\$	9,330	Low	\$	75,636	\$	81,500
129	\$48,300	OTHER CONDO	09-09-31-208-265	401	9/24/2020	\$	161,000	0	\$	-	\$	45,000	\$	48,300	\$	191,150	\$	45,000	\$	38,230	\$	10,070	Low	\$	112,683	\$	116,000
129	\$37,800	OTHER CONDO	09-09-31-208-140	401	9/23/2020	\$	126,000	0	\$	-	\$	45,000	\$	37,800	\$	140,859	\$	45,000	\$	28,172	\$	9,628	Low	\$	73,908	\$	81,000
129	\$39,900	OTHER CONDO	09-09-31-208-159	401	9/1/2020	\$	133,000	0	\$	-	\$	45,000	\$	39,900	\$	143,100	\$	45,000	\$	28,620	\$	11,280	Low	\$	75,636	\$	88,000
129	\$43,365	OTHER CONDO	09-09-31-208-253	401	7/20/2020	\$	144,550	0	\$	-	\$	45,000	\$	43,365	\$	161,716	\$	45,000	\$	32,343	\$	11,022	Low	\$	89,989	\$	99,550
129	\$55,200	OTHER CONDO	09-09-31-208-304	401	7/7/2020	\$	184,000	0	\$	-	\$	45,000	\$	55,200	\$	190,688	\$	45,000	\$	38,138	\$	17,062	Low	\$	112,327	\$	139,000
129	\$39,300	OTHER CONDO	09-09-31-208-299	401	7/1/2020	\$	131,000	0	\$	-	\$	45,000	\$	39,300	\$	161,716	\$	45,000	\$	32,343	\$	6,957	Low	\$	89,989	\$	86,000
129	\$43,230	OTHER CONDO	09-09-31-208-270	401	6/22/2020	\$	144,100	0	\$	-	\$	45,000	\$	43,230	\$	190,688	\$	45,000	\$	38,138	\$	5,092	Low	\$	112,327	\$	99,100
129	\$39,000	OTHER CONDO	09-09-31-208-293	401	5/22/2020	\$	130,000	0	\$	-	\$	45,000	\$	39,000	\$	161,254	\$	45,000	\$	32,251	\$	6,749	Low	\$	89,633	\$	85,000
129	\$28,500	OTHER CONDO	09-09-31-208-123	401	4/20/2020	\$	95,000	0	\$	-	\$	45,000	\$	28,500	\$	143,100	\$	45,000	\$	28,620	\$	(120)	High	\$	75,636	\$	50,000
129	\$34,110	OTHER CONDO	09-09-31-208-169	401	4/13/2020	\$	113,700	0	\$	-	\$	45,000	\$	34,110	\$	158,345	\$	45,000	\$	31,669	\$	2,441	Low	\$	87,390	\$	68,700
129	\$33,000	OTHER CONDO	09-09-31-208-239	401	3/9/2020	\$	110,000	0	\$	-	\$	45,000	\$	33,000	\$	158,807	\$	45,000	\$	31,761	\$	1,239	Low	\$	87,746	\$	65,000
129	\$45,129	OTHER CONDO																									
129	\$45,150	OTHER CONDO																									
129																											
129	\$48,623	AVERAGE																									
129	\$48,750	MEDIAN																									
129																											
129	\$	48,000	2024 LV																								

ECF TABLE	LV 30% SP		PARCEL NUMBER	CLASS	LAST SALE	SALE PRICE	LAND FF	LAND \$ FF	LAND VALUE	LV 25% SP	MARKET VALUE	LAND VALUE	LV % MV	DIF LVSP V LVMV	LV High or Low?	BLDG BASE VAL	BLDG RSDL SALE										
129	\$62,500	WALDEN VILLAGE	09-09-31-204-044	401	4/4/2023	\$	250,000	0	\$	-	\$	55,000	\$	62,500	\$	288,774	\$	55,000	\$	57,755	\$	4,745	Low	\$	180,242	\$	195,000
129	\$68,750	WALDEN VILLAGE	09-09-31-204-023	401	9/8/2022	\$	275,000	0	\$	-	\$	55,000	\$	68,750	\$	234,671	\$	55,000	\$	46,934	\$	21,816	Low	\$	138,528	\$	220,000
129	\$77,500	WALDEN VILLAGE	09-09-31-204-030	401	8/19/2022	\$	310,000	0	\$	-	\$	55,000	\$	77,500	\$	292,793	\$	55,000	\$	58,559	\$	18,941	Low	\$	183,341	\$	255,000
129	\$75,000	WALDEN VILLAGE	09-09-31-204-072	401	7/18/2022	\$	300,000	0	\$	-	\$	55,000	\$	75,000	\$	243,505	\$	55,000	\$	48,701	\$	26,299	Low	\$	145,339	\$	245,000
129	\$63,000	WALDEN VILLAGE	09-09-31-204-038	401	4/14/2022	\$	252,000	0	\$	-	\$	55,000	\$	63,000	\$	234,637	\$	55,000	\$	46,927	\$	16,073	Low	\$	138,502	\$	197,000
129	\$68,750	WALDEN VILLAGE	09-09-31-204-055	401	1/14/2022	\$	275,000	0	\$	-	\$	55,000	\$	68,750	\$	244,383	\$	55,000	\$	48,877	\$	19,873	Low	\$	146,016	\$	220,000
129	\$62,500	WALDEN VILLAGE	09-09-31-204-061	401	12/30/2021	\$	250,000	0	\$	-	\$	55,000	\$	62,500	\$	238,576	\$	55,000	\$	47,715	\$	14,785	Low	\$	141,539	\$	195,000
129	\$73,125	WALDEN VILLAGE	09-09-31-204-058	401	6/3/2021	\$	292,500	0	\$	-	\$	55,000	\$	73,125	\$	303,837	\$	55,000	\$	60,767	\$	12,358	Low	\$	191,856	\$	237,500
129	\$65,000	WALDEN VILLAGE	09-09-31-204-063	401	5/6/2021	\$	260,000	0	\$	-	\$	55,000	\$	65,000	\$	248,660	\$	55,000	\$	49,732	\$	15,268	Low	\$	149,314	\$	205,000
129	\$58,750	WALDEN VILLAGE	09-09-31-204-031	401	4/7/2021	\$	235,000	0	\$	-	\$	55,000	\$	58,750	\$	285,364	\$	55,000	\$	57,073	\$	1,677	Low	\$	177,613	\$	180,000
129	\$60,000	WALDEN VILLAGE	09-09-31-204-078	401	3/26/2021	\$	240,000	0	\$	-	\$	55,000	\$	60,000	\$	244,494	\$	55,000	\$	48,899	\$	11,101	Low	\$	146,102	\$	185,000
129	\$62,500	WALDEN VILLAGE	09-09-31-204-077	401	8/10/2020	\$	250,000	0	\$	-	\$	55,000	\$	62,500	\$	245,297	\$	55,000	\$	49,059	\$	13,441	Low	\$	146,721	\$	195,000
129	\$67,500	WALDEN VILLAGE	09-09-31-204-067	401	7/29/2020	\$	270,000	0	\$	-	\$	55,000	\$	67,500	\$	317,567	\$	55,000	\$	63,513	\$	3,987	Low	\$	202,442	\$	215,000
129	\$67,500	WALDEN VILLAGE	09-09-31-204-076	401	4/15/2020	\$	270,000	0	\$	-	\$	55,000	\$	67,500	\$	300,679	\$	55,000	\$	60,136	\$	7,364	Low	\$	189,421	\$	215,000
129	\$63,750	WALDEN VILLAGE	09-09-31-204-079	401	2/28/2020	\$	255,000	0	\$	-	\$	55,000	\$	63,750	\$	277,188	\$	55,000	\$	55,438	\$	8,312	Low	\$	171,309	\$	200,000

129 \$66,408 AVERAGE

129 \$65,000 MEDIAN

129

129 \$ 65,000 2024 LV

ECF TABLE	LV 30% SP		PARCEL NUMBER	CLASS	LAST SALE	SALE PRICE	LAND FF	LAND \$ FF	LAND VALUE	LV 25% SP	MARKET VALUE	LAND VALUE	LV % MV	DIF LVSP V LVMV	LV High or Low?	BLDG BASE VAL	BLDG RSDL SALE										
129	\$72,750	EAGLE RIDGE	09-09-31-210-051	401	12/23/2022	\$	291,000	0	\$	-	\$	55,000	\$	72,750	\$	350,432	\$	55,000	\$	70,086	\$	2,664	Low	\$	205,304	\$	236,000
129	\$70,000	EAGLE RIDGE	09-09-31-210-042	401	12/16/2022	\$	280,000	0	\$	-	\$	55,000	\$	70,000	\$	313,325	\$	55,000	\$	62,665	\$	7,335	Low	\$	179,517	\$	225,000
129	\$79,000	EAGLE RIDGE	09-09-31-210-041	401	5/20/2022	\$	316,000	0	\$	-	\$	55,000	\$	79,000	\$	346,492	\$	55,000	\$	69,298	\$	9,702	Low	\$	202,566	\$	261,000
129	\$61,750	EAGLE RIDGE	09-09-31-210-043	401	4/7/2022	\$	247,000	0	\$	-	\$	55,000	\$	61,750	\$	279,885	\$	55,000	\$	55,977	\$	5,773	Low	\$	156,279	\$	192,000





ECF TABLE	LV 25% SP	PARCEL NUMBER	CLASS	LAST SALE	SALE PRICE	LAND FF	LAND \$ FF	LAND VALUE	LV 25% SP	MARKET VALUE	LAND VALUE	LV % MV	DIF LVSP V LVMV	LV High or Low?	BLDG BASE VAL	BLDG RSDL SALE
130	\$107,500	09-08-25-400-057	401	6/2/2023	\$ 430,000	0	\$ 1,450	\$ 101,000	\$ 107,500	\$ 419,070	\$ 101,000	\$ 83,814	\$ 23,686	Low	\$ 262,002	\$ 329,000
130	\$112,250	09-08-25-400-079	401	4/7/2023	\$ 449,000	0	\$ 1,450	\$ 101,000	\$ 112,250	\$ 491,872	\$ 101,000	\$ 98,374	\$ 13,876	Low	\$ 321,970	\$ 348,000
130	\$101,875	09-08-25-400-067	401	11/23/2022	\$ 407,500	0	\$ 1,450	\$ 101,000	\$ 101,875	\$ 490,664	\$ 101,000	\$ 98,133	\$ 3,742	Low	\$ 320,975	\$ 306,500
130	\$103,500	09-08-25-400-058	401	8/15/2022	\$ 414,000	0	\$ 1,450	\$ 101,000	\$ 103,500	\$ 424,151	\$ 101,000	\$ 84,830	\$ 18,670	Low	\$ 266,187	\$ 313,000
130	\$109,975	09-08-25-400-060	401	8/1/2022	\$ 439,900	0	\$ 1,450	\$ 101,000	\$ 109,975	\$ 504,901	\$ 101,000	\$ 100,980	\$ 8,995	Low	\$ 332,703	\$ 338,900
130	\$104,975	09-08-25-400-054	401	7/22/2022	\$ 419,900	0	\$ 1,450	\$ 101,000	\$ 104,975	\$ 424,151	\$ 101,000	\$ 84,830	\$ 20,145	Low	\$ 266,187	\$ 318,900
130	\$100,250	09-08-25-400-044	401	4/29/2022	\$ 401,000	0	\$ 1,450	\$ 101,000	\$ 100,250	\$ 383,841	\$ 101,000	\$ 76,768	\$ 23,482	Low	\$ 232,983	\$ 300,000
130	\$107,500	09-08-25-400-091	401	12/22/2021	\$ 430,000	0	\$ 1,450	\$ 101,000	\$ 107,500	\$ 520,359	\$ 101,000	\$ 104,072	\$ 3,428	Low	\$ 345,436	\$ 329,000
130	\$80,000	09-08-25-400-040	401	11/17/2021	\$ 320,000	0	\$ 1,450	\$ 101,000	\$ 80,000	\$ 382,273	\$ 101,000	\$ 76,455	\$ 3,545	Low	\$ 231,691	\$ 219,000
130	\$101,000	09-08-25-400-063	401	10/13/2021	\$ 404,000	0	\$ 1,450	\$ 101,000	\$ 101,000	\$ 491,000	\$ 101,000	\$ 98,200	\$ 2,800	Low	\$ 321,252	\$ 303,000
130	\$106,250	09-08-25-400-080	401	8/9/2021	\$ 425,000	0	\$ 1,450	\$ 101,000	\$ 106,250	\$ 491,872	\$ 101,000	\$ 98,374	\$ 7,876	Low	\$ 321,970	\$ 324,000
130	\$113,500	09-08-25-400-049	401	6/14/2021	\$ 454,000	0	\$ 1,450	\$ 101,000	\$ 113,500	\$ 425,187	\$ 101,000	\$ 85,037	\$ 28,463	Low	\$ 267,040	\$ 353,000
130	\$93,750	09-08-25-400-042	401	6/4/2021	\$ 375,000	0	\$ 1,450	\$ 75,750	\$ 93,750	\$ 338,560	\$ 75,750	\$ 67,712	\$ 26,038	Low	\$ 216,483	\$ 299,250
130	\$90,500	09-08-25-400-030	401	6/2/2021	\$ 362,000	0	\$ 1,450	\$ 101,000	\$ 90,500	\$ 411,527	\$ 101,000	\$ 82,305	\$ 8,195	Low	\$ 255,788	\$ 261,000
130	\$94,125	09-08-25-400-092	401	5/18/2021	\$ 376,500	0	\$ 1,450	\$ 101,000	\$ 94,125	\$ 520,359	\$ 101,000	\$ 104,072	\$ (9,947)	High	\$ 345,436	\$ 275,500
130	\$94,774	09-08-25-400-093	401	5/10/2021	\$ 379,095	0	\$ 1,450	\$ 101,000	\$ 94,774	\$ 520,359	\$ 101,000	\$ 104,072	\$ (9,298)	High	\$ 345,436	\$ 278,095
130	\$96,519	09-08-25-400-090	401	5/4/2021	\$ 386,075	0	\$ 1,450	\$ 101,000	\$ 96,519	\$ 520,359	\$ 101,000	\$ 104,072	\$ (7,553)	High	\$ 345,436	\$ 285,075
130	\$94,500	09-08-25-400-094	401	3/30/2021	\$ 378,000	0	\$ 1,450	\$ 101,000	\$ 94,500	\$ 520,359	\$ 101,000	\$ 104,072	\$ (9,572)	High	\$ 345,436	\$ 277,000
130	\$94,750	09-08-25-400-095	401	3/26/2021	\$ 379,000	0	\$ 1,450	\$ 101,000	\$ 94,750	\$ 520,359	\$ 101,000	\$ 104,072	\$ (9,322)	High	\$ 345,436	\$ 278,000
130	\$50,000	09-08-25-400-047	401	1/15/2021	\$ 200,000	0	\$ 1,450	\$ 101,000	\$ 50,000	\$ 254,668	\$ 101,000	\$ 50,934	\$ (934)	High	\$ 126,580	\$ 99,000
130	\$91,225	09-08-25-400-087	401	12/1/2020	\$ 364,900	0	\$ 1,450	\$ 101,000	\$ 91,225	\$ 520,359	\$ 101,000	\$ 104,072	\$ (12,847)	High	\$ 345,436	\$ 263,900
130	\$87,500	09-08-25-400-033	401	11/18/2020	\$ 350,000	0	\$ 1,450	\$ 101,000	\$ 87,500	\$ 419,022	\$ 101,000	\$ 83,804	\$ 3,696	Low	\$ 261,962	\$ 249,000
130	\$95,225	09-08-25-400-088	401	11/11/2020	\$ 380,900	0	\$ 1,450	\$ 101,000	\$ 95,225	\$ 531,437	\$ 101,000	\$ 106,287	\$ (11,062)	High	\$ 354,561	\$ 279,900
130	\$88,000	09-08-25-400-052	401	6/29/2020	\$ 352,000	0	\$ 1,450	\$ 101,000	\$ 88,000	\$ 430,396	\$ 101,000	\$ 86,079	\$ 1,921	Low	\$ 271,331	\$ 251,000
130	\$87,500	09-08-25-400-053	401	6/29/2020	\$ 350,000	0	\$ 1,450	\$ 101,000	\$ 87,500	\$ 419,070	\$ 101,000	\$ 83,814	\$ 3,686	Low	\$ 262,002	\$ 249,000
130	\$94,750	09-08-25-400-085	401	6/24/2020	\$ 379,000	0	\$ 1,450	\$ 101,000	\$ 94,750	\$ 520,359	\$ 101,000	\$ 104,072	\$ (9,322)	High	\$ 345,436	\$ 278,000
130	\$80,250	09-08-25-400-043	401	6/22/2020	\$ 321,000	0	\$ 1,450	\$ 101,000	\$ 80,250	\$ 367,793	\$ 101,000	\$ 73,559	\$ 6,691	Low	\$ 219,764	\$ 220,000
130	\$111,126	09-08-25-400-096	401	6/12/2020	\$ 444,505	0	\$ 1,450	\$ 101,000	\$ 111,126	\$ 531,437	\$ 101,000	\$ 106,287	\$ 4,839	Low	\$ 354,561	\$ 343,505
130	\$92,500	09-08-25-400-086	401	6/1/2020	\$ 370,000	0	\$ 1,450	\$ 101,000	\$ 92,500	\$ 520,359	\$ 101,000	\$ 104,072	\$ (11,572)	High	\$ 345,436	\$ 269,000
130																
130	\$96,054	AVERAGE ALL														
130	\$94,774	MEDIAN ALL														
130																
130	\$102,883	AVERAGE CURRENT														
130	\$104,238	MEDIAN CURRENT														
130																
130	\$ 101,000	2024 LV														

ECF TABLE	New Land \$ FF	PARCEL NUMBER	CLASS	LAST SALE	SALE PRICE	LAND FF	LAND \$ FF	LAND VALUE	LV 25% SP	MARKET VALUE	LAND VALUE	LV % MV	DIF LVSP V LVMV	LV High or Low?	BLDG BASE VAL	BLDG RSDL SALE
130	\$2,284	09-08-25-408-011	401	6/9/2023	\$ 475,000	52	\$ 1,450	\$ 86,093	\$ 118,750	\$ 407,336	\$ 86,093	\$ 81,467	\$ 37,283	Low	\$ 264,615	\$ 388,907
130	\$1,833	09-08-25-404-048	401	12/23/2022	\$ 440,000	60	\$ 1,450	\$ 95,487	\$ 110,000	\$ 478,546	\$ 95,487	\$ 95,709	\$ 14,291	Low	\$ 315,535	\$ 344,513
130	\$1,688	09-08-25-404-003	401	12/15/2022	\$ 405,000	60	\$ 1,450	\$ 95,487	\$ 101,250	\$ 375,119	\$ 95,487	\$ 75,024	\$ 26,226	Low	\$ 230,339	\$ 309,513
130	\$2,036	09-08-25-408-004	401	11/21/2022	\$ 399,000	49	\$ 1,450	\$ 85,603	\$ 99,750	\$ 394,165	\$ 85,603	\$ 78,833	\$ 20,917	Low	\$ 254,170	\$ 313,397
130	\$1,334	09-08-25-407-009	401	10/19/2022	\$ 453,500	85	\$ 1,450	\$ 104,321	\$ 113,375	\$ 439,533	\$ 104,321	\$ 87,907	\$ 25,468	Low	\$ 276,122	\$ 349,179
130	\$1,900	09-08-25-407-017	401	8/23/2022	\$ 380,000	50	\$ 1,450	\$ 90,405	\$ 95,000	\$ 378,530	\$ 90,405	\$ 75,706	\$ 19,294	Low	\$ 237,335	\$ 289,595
130	\$2,092	09-08-25-408-007	401	7/29/2022	\$ 410,000	49	\$ 1,450	\$ 85,603	\$ 102,500	\$ 391,192	\$ 85,603	\$ 78,238	\$ 24,262	Low	\$ 251,721	\$ 324,397
130	\$2,453	09-08-25-404-016	401	5/26/2022	\$ 520,000	53	\$ 1,450	\$ 100,277	\$ 130,000	\$ 383,208	\$ 100,277	\$ 76,642	\$ 53,358	Low	\$ 233,057	\$ 419,723
130	\$1,527	09-08-25-404-180	401	4/22/2022	\$ 452,000	74	\$ 1,450	\$ 92,960	\$ 113,000	\$ 460,397	\$ 92,960	\$ 92,079	\$ 20,921	Low	\$ 302,666	\$ 359,040
130	\$1,776	09-08-25-409-008	401	3/4/2022	\$ 405,000	57	\$ 1,450	\$ 91,104	\$ 101,250	\$ 395,194	\$ 91,104	\$ 79,039	\$ 22,211	Low	\$ 250,486	\$ 313,896
130	\$2,000	09-08-25-404-024	401	11/23/2021	\$ 408,000	51	\$ 1,450	\$ 90,943	\$ 102,000	\$ 440,943	\$ 90,943	\$ 88,189	\$ 13,811	Low	\$ 288,303	\$ 317,057
130	\$988	09-08-25-404-042	401	9/30/2021	\$ 415,000	105	\$ 1,450	\$ 111,149	\$ 103,750	\$ 431,388	\$ 111,149	\$ 86,278	\$ 17,472	Low	\$ 263,788	\$ 303,851
130	\$1,439	09-08-25-404-023	401	9/21/2021	\$ 380,000	66	\$ 1,450	\$ 95,371	\$ 95,000	\$ 362,304	\$ 95,371	\$ 72,461	\$ 22,539	Low	\$ 219,879	\$ 284,629

130	\$1,373	09-08-25-406-007	401	7/20/2021	\$	412,000	75	\$	1,450	\$	101,300	\$	103,000	\$	429,654	\$	101,300	\$	85,931	\$	17,069	Low	\$	270,473	\$	310,700
130	\$1,912	09-08-25-404-185	401	6/18/2021	\$	390,000	51	\$	1,450	\$	88,586	\$	97,500	\$	430,261	\$	88,586	\$	86,052	\$	11,448	Low	\$	281,446	\$	301,414
130	\$1,986	09-08-25-409-019	401	4/16/2021	\$	429,000	54	\$	1,450	\$	88,135	\$	107,250	\$	467,242	\$	88,135	\$	93,448	\$	13,802	Low	\$	312,279	\$	340,865
130	\$1,139	09-08-25-409-012	401	2/4/2021	\$	410,000	90	\$	1,450	\$	105,769	\$	102,500	\$	476,239	\$	105,769	\$	95,248	\$	7,252	Low	\$	305,165	\$	304,231
130	\$1,314	09-08-25-404-056	401	10/20/2020	\$	389,000	74	\$	1,450	\$	99,225	\$	97,250	\$	392,016	\$	99,225	\$	78,403	\$	18,847	Low	\$	241,179	\$	289,775
130	\$1,116	09-08-25-406-009	401	8/20/2020	\$	415,000	93	\$	1,450	\$	107,175	\$	103,750	\$	475,732	\$	107,175	\$	95,146	\$	8,604	Low	\$	303,589	\$	307,825
130	\$1,235	09-08-25-404-052	401	8/5/2020	\$	420,000	85	\$	1,450	\$	103,437	\$	105,000	\$	435,292	\$	103,437	\$	87,058	\$	17,942	Low	\$	273,357	\$	316,563
130	\$1,138	09-08-25-407-010	401	7/10/2020	\$	432,500	95	\$	1,450	\$	108,745	\$	108,125	\$	433,764	\$	108,745	\$	86,753	\$	21,372	Low	\$	267,726	\$	323,755
130	\$1,808	09-08-25-404-004	401	7/6/2020	\$	405,000	56	\$	1,450	\$	94,928	\$	101,250	\$	343,202	\$	94,928	\$	68,640	\$	32,610	Low	\$	204,509	\$	310,072
130	\$1,703	09-08-25-409-020	401	7/2/2020	\$	395,000	58	\$	1,450	\$	88,774	\$	98,750	\$	392,892	\$	88,774	\$	78,578	\$	20,172	Low	\$	250,509	\$	306,226
130	\$1,888	09-08-25-408-003	401	6/19/2020	\$	370,000	49	\$	1,450	\$	85,603	\$	92,500	\$	412,588	\$	85,603	\$	82,518	\$	9,982	Low	\$	269,345	\$	284,397
130	\$1,888	09-08-25-408-005	401	6/18/2020	\$	370,000	49	\$	1,450	\$	85,603	\$	92,500	\$	398,564	\$	85,603	\$	79,713	\$	12,787	Low	\$	257,793	\$	284,397
130	\$1,433	09-08-25-406-004	401	4/24/2020	\$	430,000	75	\$	1,450	\$	100,974	\$	107,500	\$	430,843	\$	100,974	\$	86,169	\$	21,331	Low	\$	271,721	\$	329,026
130	\$1,053	09-08-25-407-012	401	1/10/2020	\$	316,000	75	\$	1,450	\$	99,625	\$	79,000	\$	376,677	\$	99,625	\$	75,335	\$	3,665	Low	\$	228,214	\$	216,375
130																										
130	\$1,642	AVERAGE ALL																								
130	\$1,703	MEDIAN ALL																								
130																										
130	\$1,902	AVERAGE CURRENT																								
130	\$1,900	MEDIAN CURRENT																								
130																										
130	\$	1,800	2024 LV																							



ECFTABLE	New Land \$ FF
132	\$1,800
132	\$1,617
132	\$600
132	\$1,112
132	\$1,160
132	
132	\$1,258 AVERAGE ALL
132	\$1,160 MEDIAN ALL
132	
132	\$ 1,250 2024 LV

PARCEL NUMBER	CLASS	LAST SALE	SALE PRICE	LAND FF	LAND \$ FF	LAND VALUE	LV 20% SP	MARKET VALUE	LAND VALUE	LV % MV	DIF LVSP V LVMV	LV High or Low?	BLDG BASE VAL	BLDG RSDL SALE
09-08-25-220-006	401	5/15/2023	\$ 450,000	50	\$ 1,250	\$ 64,457	\$ 90,000	\$ 309,099	\$ 64,457	\$ 61,820	\$ 28,180	Low	\$ 171,558	\$ 385,543
09-08-25-220-003	401	9/29/2022	\$ 380,000	47	\$ 1,250	\$ 63,540	\$ 76,000	\$ 270,637	\$ 63,540	\$ 54,127	\$ 21,873	Low	\$ 145,229	\$ 316,460
09-08-25-216-003	401	1/19/2022	\$ 300,000	100	\$ 1,250	\$ 76,947	\$ 60,000	\$ 256,217	\$ 76,947	\$ 51,243	\$ 8,757	Low	\$ 125,715	\$ 223,053
09-08-25-216-011	401	12/3/2021	\$ 278,000	50	\$ 1,250	\$ 62,500	\$ 55,600	\$ 363,735	\$ 62,500	\$ 72,747	\$ (17,147)	High	\$ 211,245	\$ 215,500
09-08-25-216-010	401	8/7/2020	\$ 290,000	50	\$ 1,250	\$ 62,500	\$ 58,000	\$ 363,320	\$ 62,500	\$ 72,664	\$ (14,664)	High	\$ 210,954	\$ 227,500





**ECFTABLE New Land \$ FF**

151	\$	2,571	
151	\$	3,600	
151	\$	1,742	
151	\$	1,842	
151	\$	1,276	
151	\$	1,136	
151	\$	1,300	
151	\$	1,320	
151	\$	1,244	
151	\$	1,947	
151	\$	1,000	
151	\$	1,900	
151	\$	1,679	
151	\$	1,639	
151	\$	1,104	
151			
151	\$	1,687	AVERAGE ALL
151	\$	1,639	MEDIAN ALL
151			
151	\$	1,700	2024 LV

PARCEL NUMBER	CLASS	LAST SALE	SALE PRICE	LAND FF	LAND \$ FF	LAND VALUE	LV 20% SP	MARKET VALUE	LAND VALUE	LV % MV	DIF LVSP V LVMV	LV High or Low?	BLDG BASE VAL	BLDG RSDL SALE
09-09-21-300-009	401	3/23/2023	\$ 990,000	77	\$ 1,350	\$ 113,575	\$ 198,000	\$ 618,243	\$ 113,575	\$ 123,649	\$ 74,351	Low	\$ 370,807	\$ 876,425
09-09-21-300-011	401	3/23/2023	\$ 900,000	50	\$ 1,350	\$ 99,776	\$ 180,000	\$ 407,969	\$ 99,776	\$ 81,594	\$ 98,406	Low	\$ 226,446	\$ 800,224
09-09-30-127-014	401	3/15/2023	\$ 575,000	66	\$ 3,100	\$ 150,000	\$ 115,000	\$ 332,662	\$ 150,000	\$ 66,532	\$ 48,468	Low	\$ 134,212	\$ 425,000
09-09-20-308-038	401	8/12/2022	\$ 543,500	59	\$ 1,700	\$ 131,959	\$ 108,700	\$ 514,205	\$ 131,959	\$ 102,841	\$ 5,859	Low	\$ 197,034	\$ 411,541
09-09-19-414-037	401	4/29/2022	\$ 382,858	60	\$ 1,600	\$ 132,317	\$ 76,572	\$ 407,844	\$ 132,317	\$ 81,569	\$ (4,997)	High	\$ 142,024	\$ 250,541
09-09-30-220-004	401	11/12/2021	\$ 250,000	44	\$ 2,100	\$ 157,816	\$ 50,000	\$ 310,045	\$ 157,816	\$ 62,009	\$ (12,009)	High	\$ 111,851	\$ 92,184
09-09-30-221-010	401	8/16/2021	\$ 325,000	50	\$ 2,100	\$ 161,903	\$ 65,000	\$ 437,573	\$ 161,903	\$ 87,515	\$ (22,515)	High	\$ 142,098	\$ 163,097
09-09-30-219-008	401	7/2/2021	\$ 330,000	50	\$ 2,100	\$ 161,903	\$ 66,000	\$ 379,598	\$ 161,903	\$ 75,920	\$ (9,920)	High	\$ 112,214	\$ 168,097
09-09-19-414-040	401	4/20/2021	\$ 342,000	55	\$ 1,600	\$ 130,918	\$ 68,400	\$ 412,831	\$ 130,918	\$ 82,566	\$ (14,166)	High	\$ 145,316	\$ 211,082
09-09-20-301-030	401	2/3/2021	\$ 681,500	70	\$ 1,700	\$ 151,253	\$ 136,300	\$ 586,492	\$ 151,253	\$ 117,298	\$ 19,002	Low	\$ 224,350	\$ 530,247
09-09-30-125-020	401	9/13/2021	\$ 400,000	80	\$ 2,400	\$ 184,630	\$ 80,000	\$ 546,856	\$ 184,630	\$ 109,371	\$ (29,371)	High	\$ 266,147	\$ 215,370
09-09-30-117-019	401	8/30/2021	\$ 380,000	40	\$ 2,100	\$ 144,176	\$ 76,000	\$ 348,402	\$ 144,176	\$ 69,680	\$ 6,320	Low	\$ 150,056	\$ 235,824
09-09-30-220-003	401	7/1/2021	\$ 319,000	38	\$ 2,100	\$ 168,750	\$ 63,800	\$ 314,678	\$ 168,750	\$ 62,936	\$ 864	Low	\$ 107,221	\$ 150,250
09-09-21-310-011	401	6/29/2021	\$ 483,500	59	\$ 1,350	\$ 95,223	\$ 96,700	\$ 275,463	\$ 95,223	\$ 55,093	\$ 41,607	Low	\$ 132,432	\$ 388,277
09-09-30-219-044	401	4/30/2020	\$ 265,000	48	\$ 2,100	\$ 158,036	\$ 53,000	\$ 338,830	\$ 158,036	\$ 67,766	\$ (14,766)	High	\$ 132,839	\$ 106,964



ECFTABLE	New Land \$ FF
153	\$1,975
153	\$1,763
153	\$2,803
153	\$2,830
153	\$2,919
153	\$2,541
153	\$789
153	\$1,296
153	\$1,413
153	
153	\$2,036 AVERAGE ALL
153	\$1,975 MEDIAN ALL
153	
153	
153	\$ 1,900 2024 LV

PARCEL NUMBER	CLASS	LAST SALE	SALE PRICE	LAND FF	LAND \$ FF	LAND VALUE	LV 20% SP	MARKET VALUE	LAND VALUE	LV % MV	DIF LVSP V LVMV	LV High or Low?	BLDG BASE VAL	BLDG RSDL SALE
09-09-33-326-021	401	4/7/2023	\$ 395,000	40	\$ 2,600	\$ 124,326	\$ 79,000	\$ 281,085	\$ 124,326	\$ 56,217	\$ 22,783	Low	\$ 97,852	\$ 270,674
09-09-33-112-003	401	10/20/2022	\$ 1,005,000	114	\$ 3,500	\$ 356,900	\$ 201,000	\$ 1,052,437	\$ 356,900	\$ 210,487	\$ (9,487)	High	\$ 434,168	\$ 648,100
09-09-29-116-009	401	7/28/2022	\$ 925,000	66	\$ 4,750	\$ 338,273	\$ 185,000	\$ 697,175	\$ 338,273	\$ 139,435	\$ 45,565	Low	\$ 224,034	\$ 586,727
09-09-33-233-038	401	5/27/2022	\$ 933,900	66	\$ 6,200	\$ 470,170	\$ 186,780	\$ 783,278	\$ 470,170	\$ 156,656	\$ 30,124	Low	\$ 195,448	\$ 463,730
09-09-34-309-014	401	7/20/2021	\$ 1,080,000	74	\$ 3,500	\$ 312,806	\$ 216,000	\$ 558,034	\$ 312,806	\$ 111,607	\$ 104,393	Low	\$ 153,076	\$ 767,194
09-09-34-309-015	401	7/20/2021	\$ 1,080,000	85	\$ 3,500	\$ 313,881	\$ 216,000	\$ 617,361	\$ 313,881	\$ 123,472	\$ 92,528	Low	\$ 189,438	\$ 766,119
09-09-33-405-003	401	12/1/2020	\$ 355,000	90	\$ 1,900	\$ 117,660	\$ 71,000	\$ 376,417	\$ 117,660	\$ 75,283	\$ (4,283)	High	\$ 161,521	\$ 237,340
09-09-34-309-013	401	11/25/2020	\$ 460,000	71	\$ 3,500	\$ 318,939	\$ 92,000	\$ 550,736	\$ 318,939	\$ 110,147	\$ (18,147)	High	\$ 144,692	\$ 141,061
09-09-33-311-011	401	7/10/2020	\$ 282,500	40	\$ 2,600	\$ 158,875	\$ 56,500	\$ 320,828	\$ 158,875	\$ 64,166	\$ (7,666)	High	\$ 101,094	\$ 123,625

