

Site Accessibility Evaluation



Allmendinger Park
655 Pauline Blvd
Ann Arbor, MI 48104
ADA Only

Inspection Date: 07/11/2022

Inspectors: Aileen Dryden, Arturo Pinero, Jesus Lardizabal, Juvelyn Owen

Prepared By



(512) 410 - 7059

alturalp.com

Report Date: 11/15/2022



DNR Accessibility Grading System for Parks and Recreation Facilities

Accessibility Grade

Definition

1

None of the facilities meet accessibility guidelines

2

Some facilities meet accessibility guidelines

3

Most facilities meet accessibility guidelines

4

The entire park meets accessibility guidelines

5

The entire park was developed using the principles of universal design

Parking: Parking Lot

Lat/Long: [42.26846, -83.75543]

Finding: 1 - ADA Parking Space

There are no accessible parking stalls.

Each lot where parking is provided for the public as clients, guests or employees, shall provide accessible parking and shall be located on the shortest accessible route of travel from adjacent parking to an accessible entrance.

There are a total of (XX) parking stalls in the parking lot that could be reasonably associated with this facility. There should be a minimum of (XX) accessible stalls with a minimum of (XX) being designed as van accessible.

2010 ADAS Section 208.2

Parking spaces complying with 502 shall be provided in accordance with Table 208.2 except as required by 208.2.1, 208.2.2, and 208.2.3. Where more than one parking facility is provided on a site, the number of accessible spaces provided on the site shall be calculated according to the number of spaces required for each parking facility.

Citation:

2010 ADAS Section: 208.2

As Built:

No accessible parking provided. Need one van accessible stall.



Total Number of Parking Spaces Provided in Parking Facility	Minimum Number of Required Accessible Parking Spaces
1 to 25	1
26 to 50	2
51 to 75	3
76 to 100	4
101 to 150	5
151 to 200	6
201 to 300	7
301 to 400	8
401 to 500	9
501 to 1000	2 percent of total
1001 and over	20, plus 1 for each 100, or fraction thereof, over 1000

Trail System: Trail

Lat/Long: [42.26843, -83.75571]

Finding: 2 - Trail Slope

The accessible route on the site has running slopes greater than 5 percent and has not been constructed as a ramp (i.e. handrails, edge protection, etc.).

When the slope in the direction of travel of any walk exceeds 1 unit vertical in 20 units horizontal (5-percent slope), it must be constructed as a ramp. Surface cross slopes must not exceed one unit vertical in 48 units horizontal (2-percent slope).

2010 ADAS Section 403.3

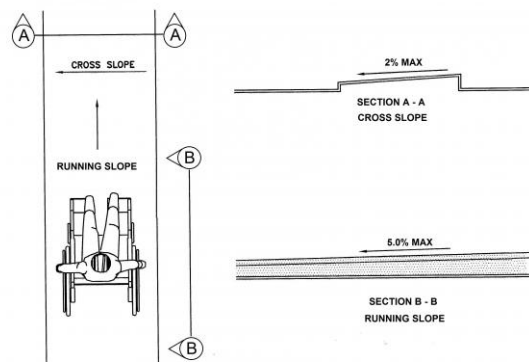
The running slope of walking surfaces shall not be steeper than 1:20. The cross slope of walking surfaces shall not be steeper than 1:48.

Citation:

2010 ADAS Section: 403.3

As Built:

Paved trail from parking into park is up to 9% runners slope.



Trail System: Trail

Lat/Long: [42.26842, -83.75642]

Finding: 3 - Trail Surface

The walkway contains abrupt vertical edges and/or variations over a 1/2 inch.

1/4 inch is the maximum vertical rise. Changes in level between 1/4 inch and 1/2 inch must be beveled at 1:2 or less.

Changes in level greater than 1/2 inch must be by way of a ramp.

2010 ADAS Section 303.3

Changes in level between 1/4 inch (6.4 mm) high minimum and 1/2 inch (13 mm) high maximum shall be beveled with a slope not steeper than 1:2.

2010 ADAS Section 303.2

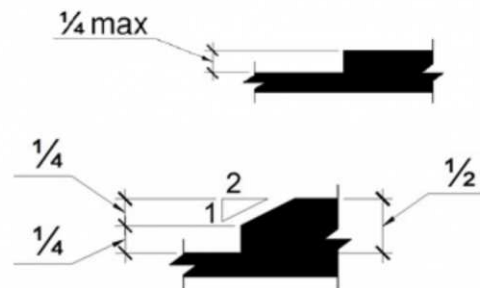
Changes in level of 1/4 inch (6.4 mm) high maximum shall be permitted to be vertical.

Citation:

2010 ADAS Section: 303.3, 303.2

As Built:

Asphalt trail surface cracks and subgrade sinking areas greater than 1/2" depth.



Restrooms: Men's

Lat/Long: [42.26824, -83.75673]

Finding: 4 - Lavatory

Compliant knee space has not been provided under the lavatory.

The knee clearance shall be 11 inches minimum in depth at 9 inches above the floor, and 8 inches minimum in depth at 27 inches above the floor. The top of the lavatory rim may be no higher than 34 inches.

2010 ADAS Section 306.3.1

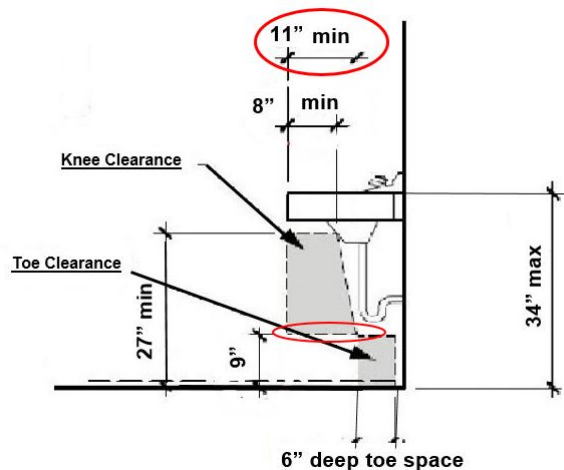
Space under an element between 9 inches (230 mm) and 27 inches (685 mm) above the finish floor or ground shall be considered knee clearance and shall comply with 306.3.

Citation:

2010 ADAS Section: 306.3.1

As Built:

Lavatory has no knee clearance.



Restrooms: Men's

Lat/Long: [42.26821, -83.75616]

Finding: 5 - Mirror

The mirror is mounted too high.

Mirrors must have the bottom edge of the reflecting surface a maximum of 40 inches above the floor if above a sink or counter. Mirrors not located above lavatories or countertops shall be installed with the bottom edge of the reflecting surface 35 inches maximum above the finish floor or ground.

2010 ADAS Section 603.3

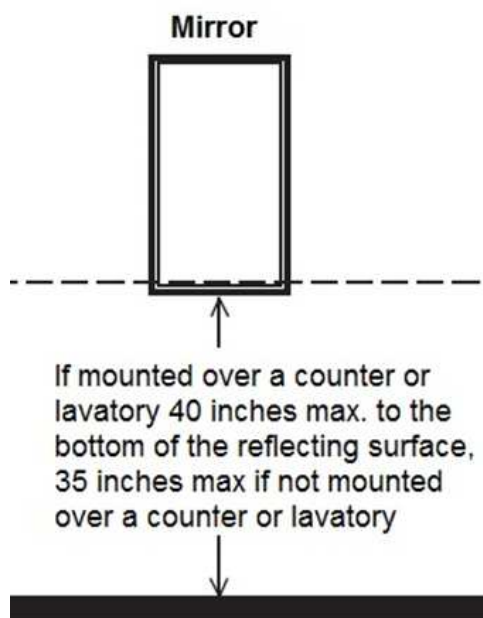
Mirrors located above lavatories or countertops shall be installed with the bottom edge of the reflecting surface 40 inches (1015 mm) maximum above the finish floor or ground. Mirrors not located above lavatories or countertops shall be installed with the bottom edge of the reflecting surface 35 inches (890 mm) maximum above the finish floor or ground.

Citation:

2010 ADAS Section: 603.3

As Built:

The mirror is at 44 inches.



Restrooms: Men's

Lat/Long: [42.26812, -83.75615]

Finding: 6 - Dispenser

The paper towel dispenser's operation mechanism is too high off the floor.

Dispensers must have all operable parts a maximum of 48 inches above the floor.

2010 ADAS Section 308.2.1

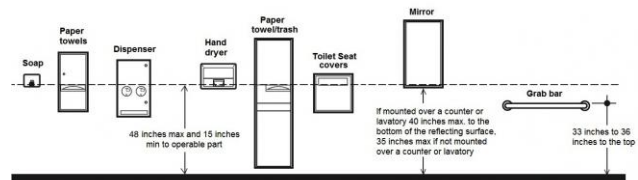
Where a forward reach is unobstructed, the high forward reach shall be 48 inches (1220 mm) maximum and the low forward reach shall be 15 inches (380 mm) minimum above the finish floor or ground.

Citation:

2010 ADAS Section: 308.2.1

As Built:

Paper towel dispenser height at 52 inches.



Restrooms: Men's

Lat/Long: [42.26811, -83.75626]

Finding: 7 - Toilet Compartment

The compartment stall is not nearly compliant.

The stall does not have the required minimum clear floor space or maneuvering clearances for the toilet, Grab bars are missing and/or incorrectly installed, accessories, such as toilet seat covers, toilet paper holders, and garbage cans are either too high, without clear floor space or both, the floor level changes greater than a 1/2 inch at the floor drains.

2010 ADAS Section 603.1

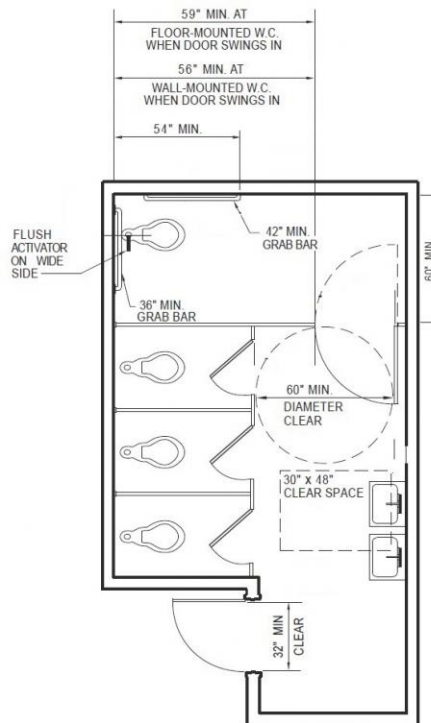
Toilet and bathing rooms shall comply with 603.

Citation:

2010 ADAS Section: 603.1

As Built:

Stall width at 42 inches with multiple barriers.



Restrooms: Women's

Lat/Long: [42.26788, -83.75511]

Finding: 9 - Door

The maneuvering clearance on the pull side of the door extends less than 18 inches on the latch side.

Doors with a front approach must have a landing on the pull side that is a minimum of 60 inches in depth perpendicular to the door in a close position by a minimum width dimension of 18 inches plus the door width. The additional 18 inches must extend past the door on the latch side. The entire landing must be free of obstructions and must be flat (2% max. slope is considered flat in any direction).

2010 ADAS Section 404.2.4.1

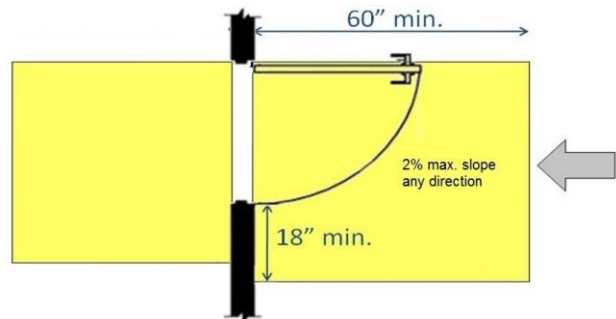
Swinging doors and gates shall have maneuvering clearances complying with Table 404.2.4.1.

Citation:

2010 ADAS Section: 404.2.4.1

As Built:

Pull side clearance is 10"



Restrooms: Women's

Lat/Long: [42.26855, -83.75554]

Finding: 10 - Toilet Paper Dispenser

The toilet paper is not installed within the compliant range.

Toilet paper dispensers shall be 7 inches minimum and 9 inches maximum in front of the water closet measured to the centerline of the dispenser. The outlet of the dispenser shall be 15 inches minimum and 48 inches maximum above the finish floor and shall not be located behind grab bars. Dispensers shall not be of a type that controls delivery or that does not allow continuous paper flow. There shall be a clearance of 1 1/2 inches minimum below the grab bar.

2010 ADAS Section 604.7

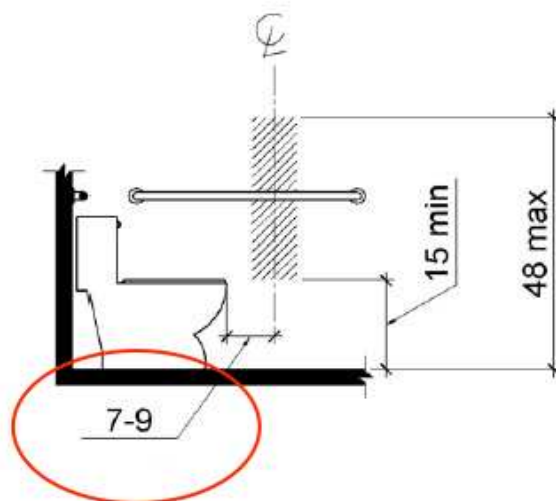
Toilet paper dispensers shall comply with 309.4 and shall be 7 inches (180 mm) minimum and 9 inches (230 mm) maximum in front of the water closet measured to the centerline of the dispenser. The outlet of the dispenser shall be 15 inches (380 mm) minimum and 48 inches (1220 mm) maximum above the finish floor and shall not be located behind grab bars. Dispensers shall not be of a type that controls delivery or that does not allow continuous paper flow.

Citation:

2010 ADAS Section: 604.7

As Built:

Toilet paper dispenser is less than 12" above grab bar



Restrooms: Women's

Lat/Long: [42.26855, -83.75554]

Finding: 11 - Toilet Flush

The flush handle is located on the wrong side of the toilet.

Controls shall be operable with one hand and shall not require tight grasping, pinching or twisting. Controls for the flush valves shall be mounted on the wide side of toilet areas, no more than 48 inches above the floor.

2010 ADAS Section 604.6

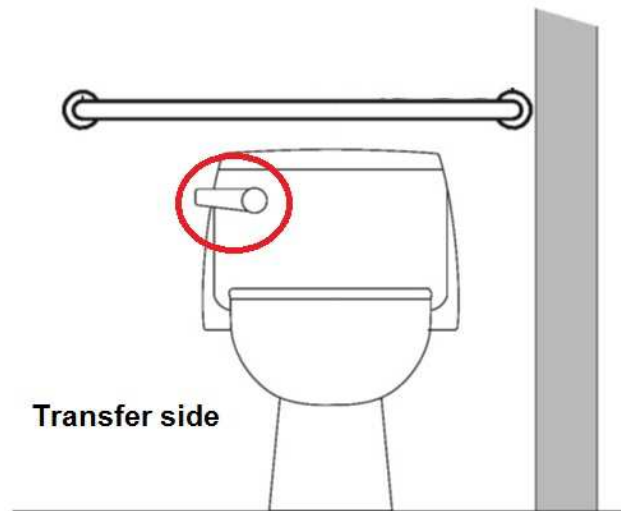
Flush controls shall be hand operated or automatic. Hand operated flush controls shall comply with 309. Flush controls shall be located on the open side of the water closet except in ambulatory accessible compartments complying with 604.8.2.

Citation:

2010 ADAS Section: 604.6

As Built:

Flush handle on wrong side



Restrooms: Women's

Lat/Long: [42.26824, -83.75536]

Finding: 12 - Lavatory Knee

Compliant knee space has not been provided under the lavatory.

The knee clearance shall be 11 inches minimum in depth at 9 inches above the floor, and 8 inches minimum in depth at 27 inches above the floor. The top of the lavatory rim may be no higher than 34 inches.

2010 ADAS Section 306.3.1

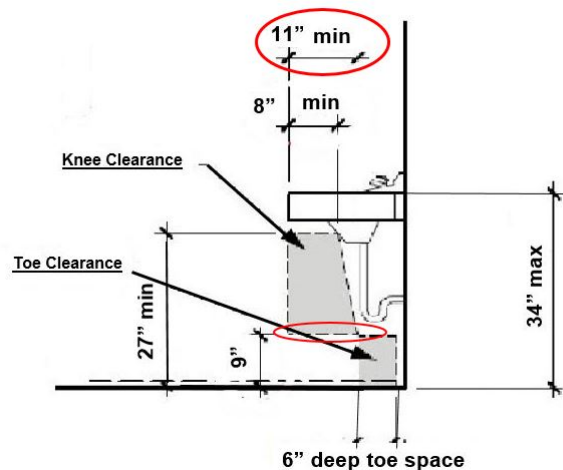
Space under an element between 9 inches (230 mm) and 27 inches (685 mm) above the finish floor or ground shall be considered knee clearance and shall comply with 306.3.

Citation:

2010 ADAS Section: 306.3.1

As Built:

Lavatory sink not accessible



Restrooms: Women's

Lat/Long: [42.26824, -83.75536]

Finding: 13 - Mirror

The mirror is mounted too high.

Mirrors must have the bottom edge of the reflecting surface a maximum of 40 inches above the floor if above a sink or counter. Mirrors not located above lavatories or countertops shall be installed with the bottom edge of the reflecting surface 35 inches maximum above the finish floor or ground.

2010 ADAS Section 603.3

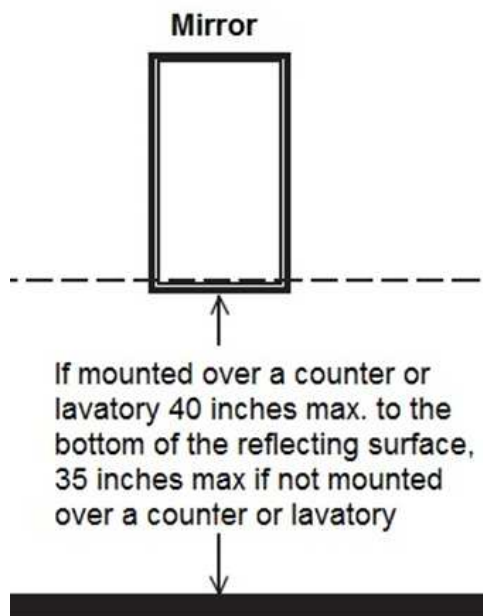
Mirrors located above lavatories or countertops shall be installed with the bottom edge of the reflecting surface 40 inches (1015 mm) maximum above the finish floor or ground. Mirrors not located above lavatories or countertops shall be installed with the bottom edge of the reflecting surface 35 inches (890 mm) maximum above the finish floor or ground.

Citation:

2010 ADAS Section: 603.3

As Built:

Mirror height is 46"



Restrooms: Women's

Lat/Long: [42.26849, -83.75551]

Finding: 14 - Lavatory Dispenser

The paper towel dispenser's operation mechanism is too high off the floor.

Dispensers must have all operable parts a maximum of 48 inches above the floor.

2010 ADAS Section 308.2.1

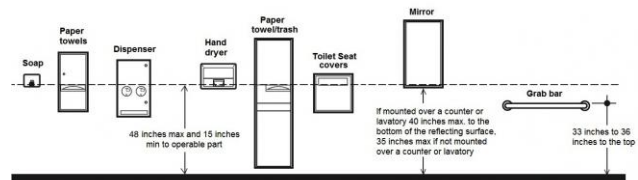
Where a forward reach is unobstructed, the high forward reach shall be 48 inches (1220 mm) maximum and the low forward reach shall be 15 inches (380 mm) minimum above the finish floor or ground.

Citation:

2010 ADAS Section: 308.2.1

As Built:

Dispenser mounting height is greater than 48"



Restrooms: Women's

Lat/Long: [42.26855, -83.75553]

Finding: 15 - Dispenser

The dispenser projects more than 4 inches into the circulation path.

Wall-mounted objects that have leading edges between 27 inches and 80 inches from the floor must not project more than 4 inches into the circulation path. Protruding objects that extend to the floor or within 27 inches of the floor are cane detectable and are therefore not hazardous. Where it is necessary or desirable to have objects protrude from the wall, a manner of cane detection must be provided.

2010 ADAS Section 307.2

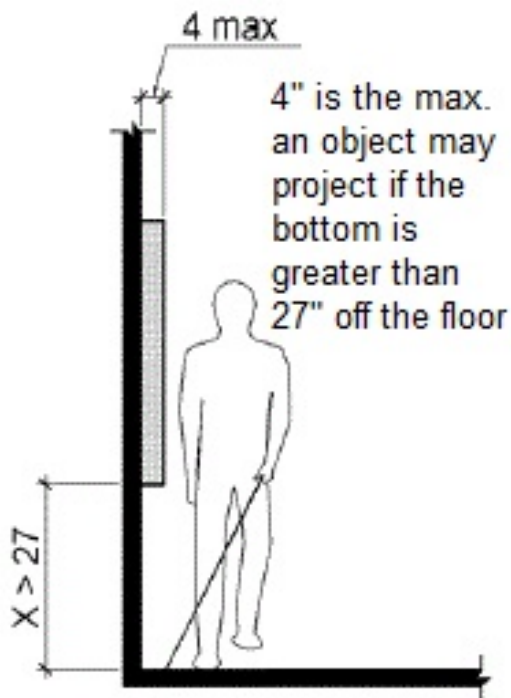
Objects with leading edges more than 27 inches (685 mm) and not more than 80 inches (2030 mm) above the finish floor or ground shall protrude 4 inches (100 mm) maximum horizontally into the circulation path.

Citation:

2010 ADAS Section: 307.2

As Built:

Dispenser protrudes 6" from wall



Play Area: Large Playground

Lat/Long: [42.26826, -83.75699]

Finding: 16 - Playground Route

There is no accessible route to the element.

At least one accessible route shall connect accessible buildings, accessible facilities, accessible elements, and accessible spaces that are on the same site.

2010 ADAS Section 206.2.2

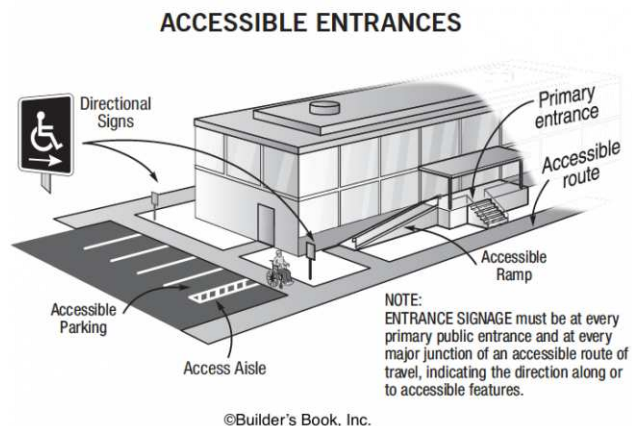
At least one accessible route shall connect accessible buildings, accessible facilities, accessible elements, and accessible spaces that are on the same site.

Citation:

2010 ADAS Section: 206.2.2

As Built:

Grass and gravel surface to play elements



Play Area: Large Playground

Lat/Long: [42.26811, -83.75667]

Finding: 17 - Playground Surface

Compliance with ASTM F 1292 for Use Zones has not been determined.

Ground surfaces located within use zones shall comply with ASTM F 1292 (1999 edition or 2004 edition).

2010 ADAS Section 1008.2.6.2

Ground surfaces located within use zones shall comply with ASTM F 1292 (1999 edition or 2004 edition) (incorporated by reference, see "Referenced Standards" in Chapter 1).

Citation:

2010 ADAS Section: 1008.2.6.2

As Built:

Playground surfacing does not meet standards. Needs maintenance.



Play Area: Large Playground

Lat/Long: [42.26812, -83.75706]

Finding: 18 - Swing Route

There is no accessible route to the element.

At least one accessible route shall connect accessible buildings, accessible facilities, accessible elements, and accessible spaces that are on the same site.

2010 ADAS Section 206.2.2

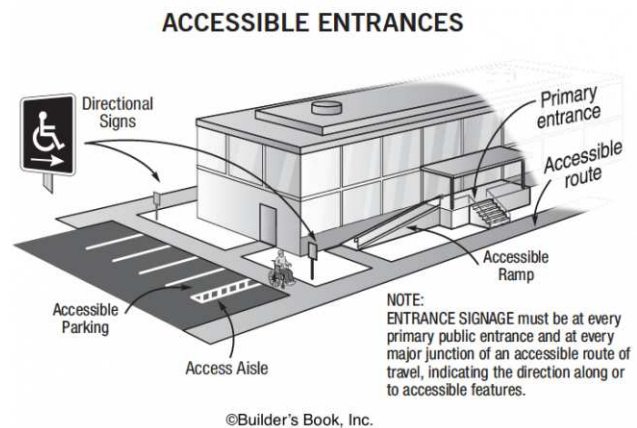
At least one accessible route shall connect accessible buildings, accessible facilities, accessible elements, and accessible spaces that are on the same site.

Citation:

2010 ADAS Section: 206.2.2

As Built:

N/A



Play Area: Large Playground

Lat/Long: [42.26789, -83.75687]

Finding: 19 - Water Table Route

There is no accessible route to the element.

At least one accessible route shall connect accessible buildings, accessible facilities, accessible elements, and accessible spaces that are on the same site.

2010 ADAS Section 206.2.2

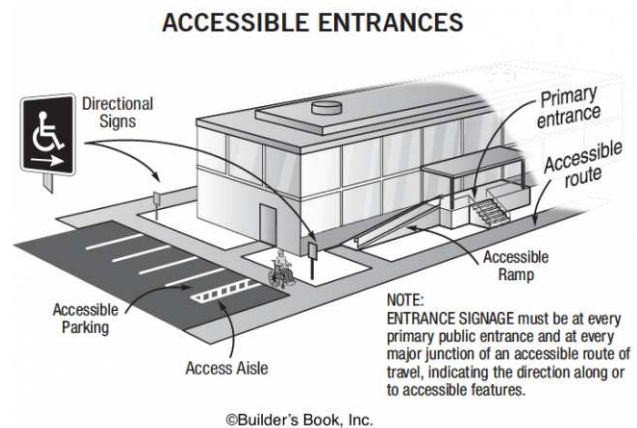
At least one accessible route shall connect accessible buildings, accessible facilities, accessible elements, and accessible spaces that are on the same site.

Citation:

2010 ADAS Section: 206.2.2

As Built:

N/A



Play Area: Picnic Area

Lat/Long: [42.2682, -83.75666]

Finding: 20 - Picnic Route

There is no accessible route to the element.

At least one accessible route shall connect accessible buildings, accessible facilities, accessible elements, and accessible spaces that are on the same site.

2010 ADAS Section 206.2.2

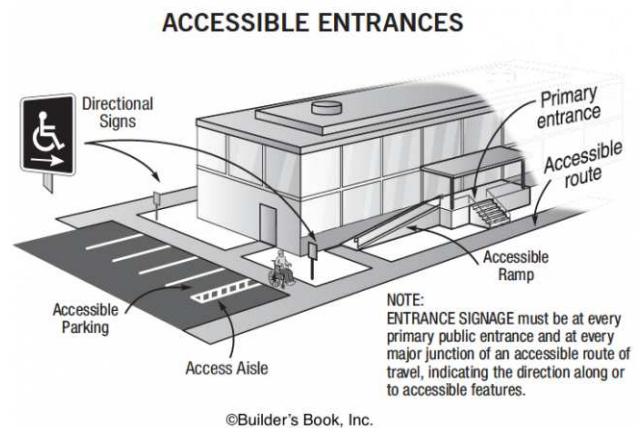
At least one accessible route shall connect accessible buildings, accessible facilities, accessible elements, and accessible spaces that are on the same site.

Citation:

2010 ADAS Section: 206.2.2

As Built:

N/A



Play Area: Picnic Area

Lat/Long: [42.2682, -83.75666]

Finding: 21 - Grill Route

There is no accessible route to the element.

At least one accessible route shall connect accessible buildings, accessible facilities, accessible elements, and accessible spaces that are on the same site.

2010 ADAS Section 206.2.2

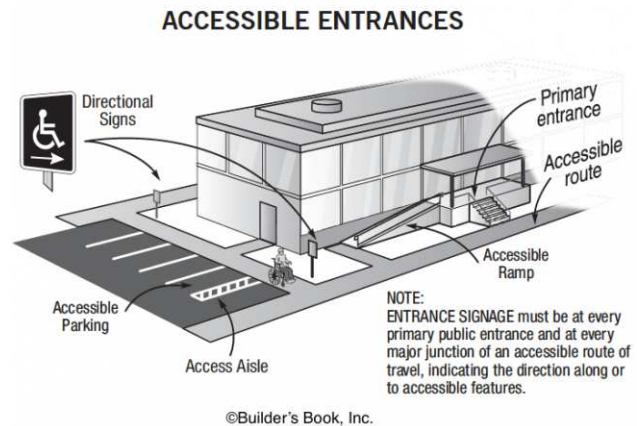
At least one accessible route shall connect accessible buildings, accessible facilities, accessible elements, and accessible spaces that are on the same site.

Citation:

2010 ADAS Section: 206.2.2

As Built:

N/A



Basketball Court: Basketball Court

Lat/Long: [42.26825, -83.75571]

Finding: 22

There is no accessible route to the element.

At least one accessible route shall connect accessible buildings, accessible facilities, accessible elements, and accessible spaces that are on the same site.

2010 ADAS Section 206.2.2

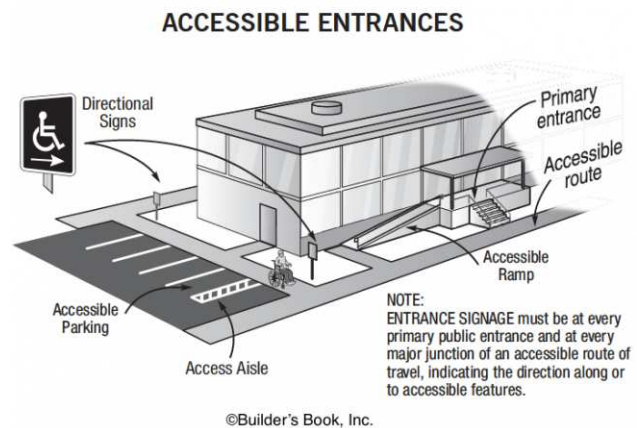
At least one accessible route shall connect accessible buildings, accessible facilities, accessible elements, and accessible spaces that are on the same site.

Citation:

2010 ADAS Section: 206.2.2

As Built:

No accessible route to basketball court.



Tennis Court: Entrance

Lat/Long: [42.2677, -83.75499]

Finding: 23

There is no accessible route to the element.

At least one accessible route shall connect accessible buildings, accessible facilities, accessible elements, and accessible spaces that are on the same site.

2010 ADAS Section 206.2.2

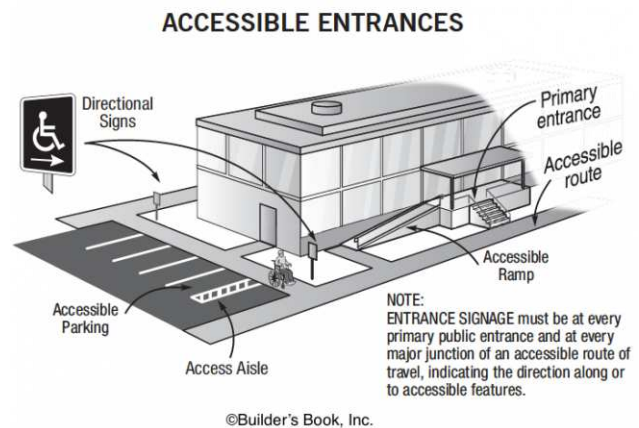
At least one accessible route shall connect accessible buildings, accessible facilities, accessible elements, and accessible spaces that are on the same site.

Citation:

2010 ADAS Section: 206.2.2

As Built:

No accessible route to tennis court entrance.



Baseball Field: Seating

Lat/Long: [42.26796, -83.75647]

Finding: 24 - Field 1 Spectator Seating

Based on the number of seats provided in this area (XX), there should be a minimum of (XX) wheelchair seating spaces.

Wheelchair spaces shall be provided in assembly areas with fixed seating.

2010 ADAS Section 221.2

Wheelchair spaces complying with 221.2 shall be provided in assembly areas with fixed seating.

2010 ADAS Section 221.2.1.1

Wheelchair spaces complying with 802.1 shall be provided in accordance with Table 221.2.1.1.

Citation:

2010 ADAS Section: 221.2, 221.2.1.1

As Built:

N/A



Number of Seats	Minimum Number of Required Wheelchair Spaces
4 to 25	1
26 to 50	2
51 to 150	4
151 to 300	5
301 to 500	6
501 to 5000	6, plus 1 for each 150, or fraction thereof, between 501 through 5000
5001 and over	36, plus 1 for each 200, or fraction thereof, over 5000

Baseball Field: Seating

Lat/Long: [42.26796, -83.75647]

Finding: 25 - Field 1 Route

There is no accessible route to the element.

At least one accessible route shall connect accessible buildings, accessible facilities, accessible elements, and accessible spaces that are on the same site.

2010 ADAS Section 206.2.2

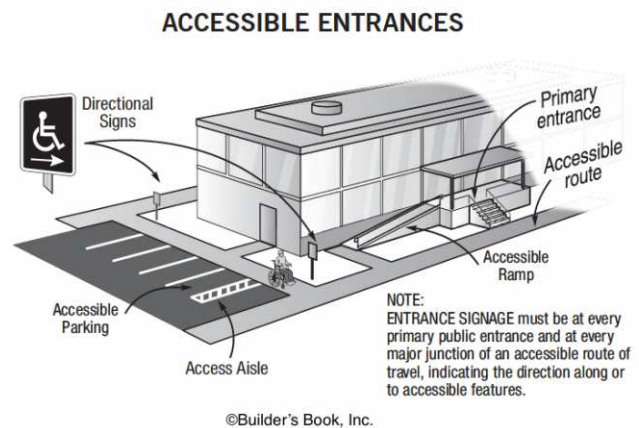
At least one accessible route shall connect accessible buildings, accessible facilities, accessible elements, and accessible spaces that are on the same site.

Citation:

2010 ADAS Section: 206.2.2

As Built:

N/A



Baseball Field: Seating

Lat/Long: [42.26785, -83.755]

Finding: 26 - Field 2 Route

There is no accessible route to the element.

At least one accessible route shall connect accessible buildings, accessible facilities, accessible elements, and accessible spaces that are on the same site.

2010 ADAS Section 206.2.2

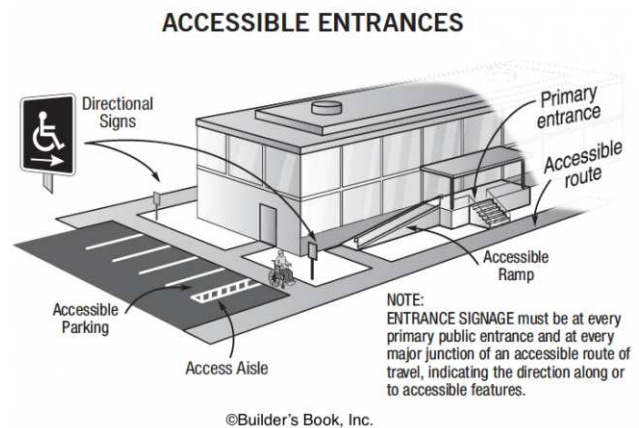
At least one accessible route shall connect accessible buildings, accessible facilities, accessible elements, and accessible spaces that are on the same site.

Citation:

2010 ADAS Section: 206.2.2

As Built:

N/A



Baseball Field: Seating

Lat/Long: [42.26738, -83.75517]

Finding: 27 - Field 2 Seating

Based on the number of seats provided in this area (XX), there should be a minimum of (XX) wheelchair seating spaces.

Wheelchair spaces shall be provided in assembly areas with fixed seating.

2010 ADAS Section 221.2

Wheelchair spaces complying with 221.2 shall be provided in assembly areas with fixed seating.

2010 ADAS Section 221.2.1.1

Wheelchair spaces complying with 802.1 shall be provided in accordance with Table 221.2.1.1.

Citation:

2010 ADAS Section: 221.2, 221.2.1.1

As Built:

N/A



Number of Seats	Minimum Number of Required Wheelchair Spaces
4 to 25	1
26 to 50	2
51 to 150	4
151 to 300	5
301 to 500	6
501 to 5000	6, plus 1 for each 150, or fraction thereof, between 501 through 5000
5001 and over	36, plus 1 for each 200, or fraction thereof, over 5000

Baseball Field: Dugouts

Lat/Long: [42.2677, -83.75616]

Finding: 28 - Field 1 Dugout Route

There is no accessible route to the element.

At least one accessible route shall connect accessible buildings, accessible facilities, accessible elements, and accessible spaces that are on the same site.

2010 ADAS Section 206.2.2

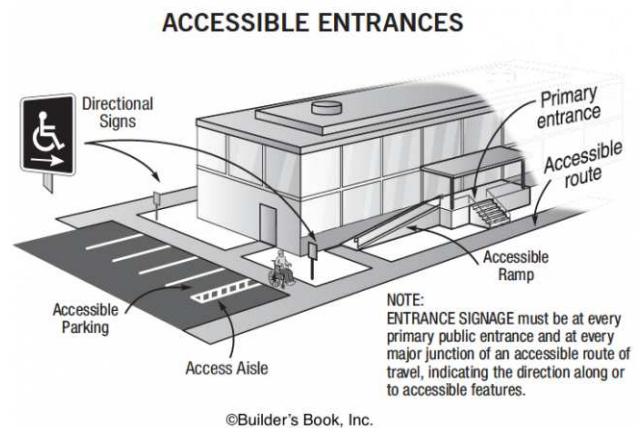
At least one accessible route shall connect accessible buildings, accessible facilities, accessible elements, and accessible spaces that are on the same site.

Citation:

2010 ADAS Section: 206.2.2

As Built:

N/A



Baseball Field: Dugouts

Lat/Long: [42.26735, -83.75519]

Finding: 29 - Field 2 Dugout Route

There is no accessible route to the element.

At least one accessible route shall connect accessible buildings, accessible facilities, accessible elements, and accessible spaces that are on the same site.

2010 ADAS Section 206.2.2

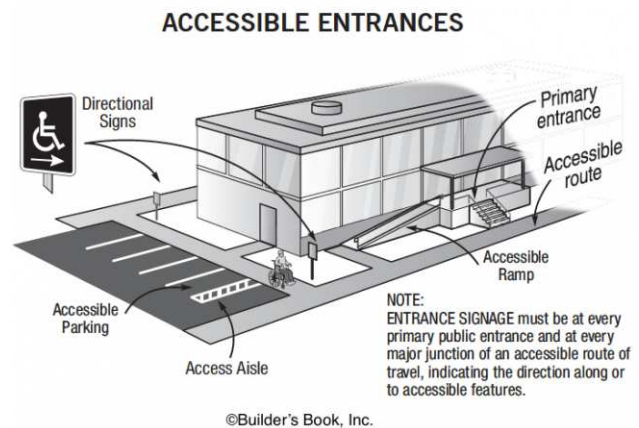
At least one accessible route shall connect accessible buildings, accessible facilities, accessible elements, and accessible spaces that are on the same site.

Citation:


2010 ADAS Section: 206.2.2

As Built:

N/A



Site Accessibility Evaluation



**Ann Arbor Farmers Market
315 Detroit St
Kerrytown, MI 48104
ADA Only**

Inspection Date: 07/11/2022

Inspectors: Arturo Pinero, Juvelyn Owen, Olaf Brunjes

Prepared By



(512) 410 - 7059

alturalp.com

Report Date: 11/15/2022



DNR Accessibility Grading System for Parks and Recreation Facilities

Accessibility Grade

Definition

1

None of the facilities meet accessibility guidelines

2

Some facilities meet accessibility guidelines

3

Most facilities meet accessibility guidelines

4

The entire park meets accessibility guidelines

5

The entire park was developed using the principles of universal design

Parking: Parking Lot

Lat/Long: [42.2838, -83.7469]

Finding: 1

The cross slope (narrow dimension) of the parking stall exceeds 2%.

The running and cross slope in an accessible parking stall and the access aisle must not exceed 2%.

2010 ADAS Section 502.4

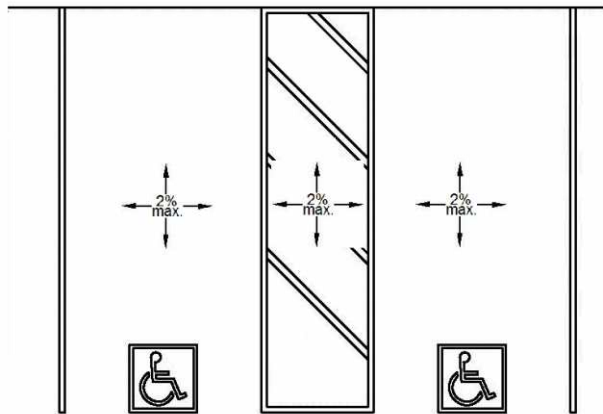
Parking spaces and access aisles serving them shall comply with 302. Access aisles shall be at the same level as the parking spaces they serve. Changes in level are not permitted.

Citation:

2010 ADAS Section: 502.4

As Built:

The cross slope is at 4% for both the parking space and the access aisle.



Parking: Parking Lot

Lat/Long: [42.28407, -83.74671]

Finding: 2

The cross slopes (narrow dimension) and/or running slopes (long dimension) of the accessible stall exceeds 2%.

The running slope and the cross slope in an accessible parking stall and the access aisle must not exceed 2%.

2010 ADAS Section 502.4

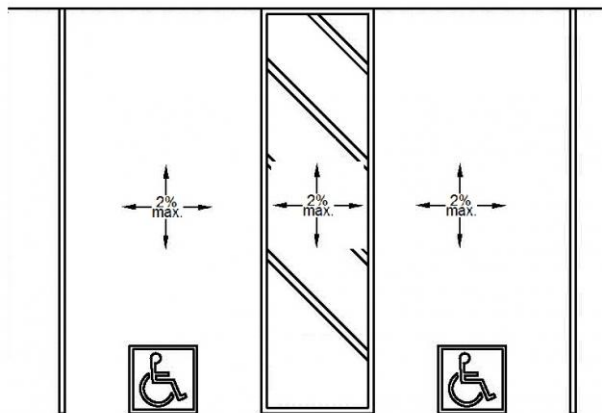
Parking spaces and access aisles serving them shall comply with 302. Access aisles shall be at the same level as the parking spaces they serve. Changes in level are not permitted.

Citation:

2010 ADAS Section: 502.4

As Built:

The cross slope is at 3% for both accessible parking spaces.



Parking: Parking Lot

Lat/Long: [42.28376, -83.7468]

Finding: 3

The accessible parking is not located on the shortest accessible route to the building entrances.

Where parking serves more than one accessible entrance, accessible parking spaces shall be dispersed and located on the shortest accessible route to the accessible entrances.

2010 ADAS Section 208.3.1

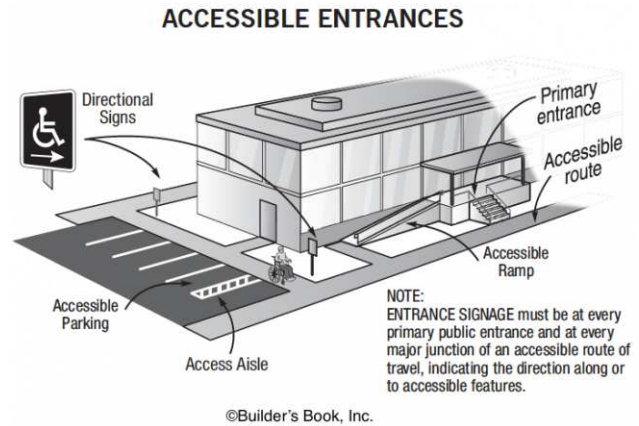
Parking spaces complying with 502 that serve a particular building or facility shall be located on the shortest accessible route from parking to an entrance complying with 206.4. Where parking serves more than one accessible entrance, parking spaces complying with 502 shall be dispersed and located on the shortest accessible route to the accessible entrances. In parking facilities that do not serve a particular building or facility, parking spaces complying with 502 shall be located on the shortest accessible route to an accessible pedestrian entrance of the parking facility.

Citation:

2010 ADAS Section: 208.3.1

As Built:

The 2 accessible spaces are not on the shortest route to the Farmer's Market.



Exterior: Sidewalks

Lat/Long: [42.28387, -83.74665]

Finding: 4

The water spout projects more than 4 inches into the circulation path.

Wall-mounted objects that have leading edges between 27 inches and 80 inches from the floor must not project more than 4 inches into the circulation path. Protruding objects that extend to the floor or within 27 inches of the floor are cane detectable and are therefore not hazardous. Where it is necessary or desirable to have objects protrude from the wall, a manner of cane detection must be provided.

2010 ADAS Section 307.2

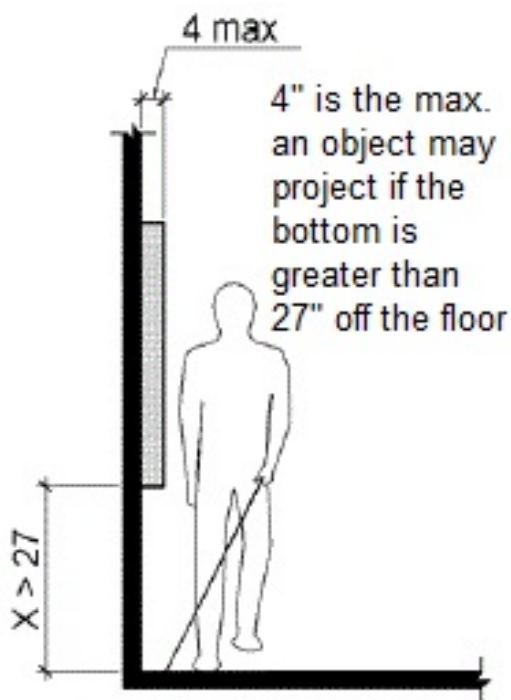
Objects with leading edges more than 27 inches (685 mm) and not more than 80 inches (2030 mm) above the finish floor or ground shall protrude 4 inches (100 mm) maximum horizontally into the circulation path.

Citation:

2010 ADAS Section: 307.2

As Built:

The water spout is between 27 inches and 80 inches from the floor and is protruding more than 4 inches.



Lobby: Men's Restroom

Lat/Long: [42.28375, -83.74676]

Finding: 5

Toilet paper dispensers shall be 7 inches minimum and 9 inches maximum in front of the water closet measured to the centerline of the dispenser. The outlet of the dispenser shall be 15 inches minimum and 48 inches maximum above the finish floor and shall not be located behind grab bars. Dispensers shall not be of a type that controls delivery or that does not allow continuous paper flow. There shall be a clearance of 1 1/2 inches minimum below the grab bar.

2010 ADAS Section 604.7

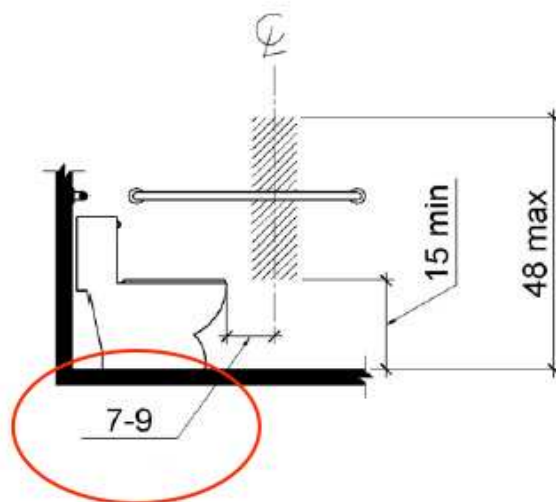
Toilet paper dispensers shall comply with 309.4 and shall be 7 inches (180 mm) minimum and 9 inches (230 mm) maximum in front of the water closet measured to the centerline of the dispenser. The outlet of the dispenser shall be 15 inches (380 mm) minimum and 48 inches (1220 mm) maximum above the finish floor and shall not be located behind grab bars. Dispensers shall not be of a type that controls delivery or that does not allow continuous paper flow.

Citation:

2010 ADAS Section: 604.7

As Built:

The toilet paper dispenser is installed 7"-9" in front of the water closet.



Lobby: Men's Restroom

Lat/Long: [42.2839, -83.74656]

Finding: 6

The accessible route has running slopes greater than 5% and has not been constructed as a ramp (i.e. handrails, edge protection, etc.).

When the slope in the direction of travel of any walk exceeds 1 unit vertical in 20 units horizontal (5-percent slope), it must be constructed as a ramp. Surface cross slopes must not exceed one unit vertical in 48 units horizontal (2-percent slope).

2010 ADAS Section 206.2.4

At least one accessible route shall connect accessible building or facility entrances with all accessible spaces and elements within the building or facility which are otherwise connected by a circulation path unless exempted by 206.2.3 Exceptions 1 through 7.

2010 ADAS Section 403.3

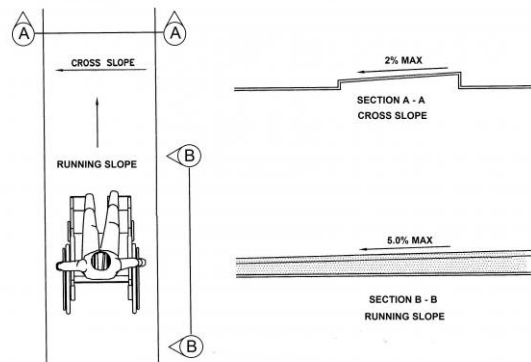
The running slope of walking surfaces shall not be steeper than 1:20. The cross slope of walking surfaces shall not be steeper than 1:48.

Citation:

2010 ADAS Section: 206.2.4, 403.3

As Built:

The running slope is 9% at door entrance to the Farmer's Market Office.



Hallway Area: Hallway

Lat/Long: [42.28391, -83.74664]

Finding: 7

The door/gate operating hardware is not accessible.

Hand-activated door/gate opening hardware, handles, pulls, latches, locks, and other operating devices on accessible doors shall have a shape that is easy to grasp with one hand and does not require tight grasping, pinching or twisting of the wrist to operate. Hardware shall be 34 inches minimum and 48 inches maximum above the finish floor or ground.

2010 ADAS Section 404.2.7


Handles, pulls, latches, locks, and other operable parts on doors and gates shall comply with 309.4. Operable parts of such hardware shall be 34 inches (865 mm) minimum and 48 inches (1220 mm) maximum above the finish floor or ground. Where sliding doors are in the fully open position, operating hardware shall be exposed and usable from both sides.

Citation:

2010 ADAS Section: 404.2.7

As Built:

There are 2 door knobs in the breezeway near the office of the Famer's Market.



Hallway Area: Hallway

Lat/Long: [42.28383, -83.74654]

Finding: 8

The accessible route has running slopes greater than 5% and has not been constructed as a ramp (i.e. handrails, edge protection, etc.).

When the slope in the direction of travel of any walk exceeds 1 unit vertical in 20 units horizontal (5-percent slope), it must be constructed as a ramp. Surface cross slopes must not exceed one unit vertical in 48 units horizontal (2-percent slope).

2010 ADAS Section 206.2.4

At least one accessible route shall connect accessible building or facility entrances with all accessible spaces and elements within the building or facility which are otherwise connected by a circulation path unless exempted by 206.2.3 Exceptions 1 through 7.

2010 ADAS Section 403.3

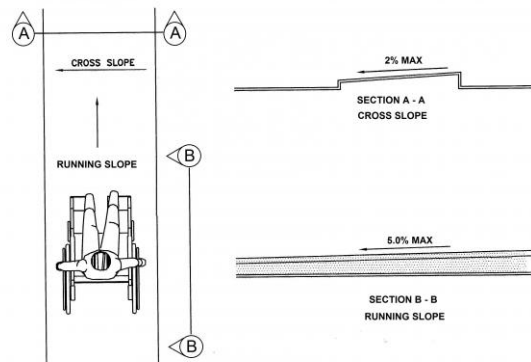
The running slope of walking surfaces shall not be steeper than 1:20. The cross slope of walking surfaces shall not be steeper than 1:48.

Citation:

2010 ADAS Section: 206.2.4, 403.3

As Built:

The running slope from the office to the Farmer's Market is greater than 5%.



Office Space: Office

Lat/Long: [42.28394, -83.74664]

Finding: 9

The top of the sink is above the allowable height requirement.

Sinks shall be installed with the front of the higher of the rim or counter surface 34 inches maximum above the finish floor or ground.

2010 ADAS Section 606.3

Lavatories and sinks shall be installed with the front of the higher of the rim or counter surface 34 inches (865 mm) maximum above the finish floor or ground.

Citation:

2010 ADAS Section: 606.3

As Built:

The sink height is 36 inches.



Office Space: Office

Lat/Long: [42.28387, -83.7465]

Finding: 10

Knee and toe clearance has not been provided at the sink.

The knee clearance shall be 11 inches deep minimum at 9 inches above the finish floor or ground, and 8 inches deep minimum at 27 inches above the finish floor or ground.

The toe clearance is the space under the sink between the finish floor or ground and 9 inches above the finish floor 30 inches wide minimum. The toe clearance shall extend a minimum of 17 inches and a maximum of 25 inches underneath the sink.

2010 ADAS Section 606.2

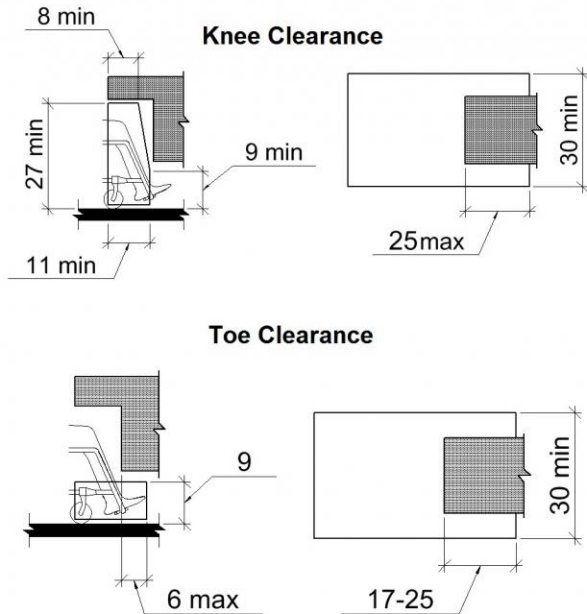
A clear floor space complying with 305, positioned for a forward approach, and knee and toe clearance complying with 306 shall be provided.

Citation:

2010 ADAS Section: 606.2

As Built:

No knee and toe clearance provided due to cabinets.



Office Space: Office

Lat/Long: [42.28386, -83.74659]

Finding: 11

The counter surface is greater than 36 inches off the finished floor.

A portion of the counter surface that is 36 inches long minimum and 36 inches high maximum above the finish floor shall be provided. Knee and toe space must be provided for a forward approach.

Where the provided counter surface is less than 36 inches long, the entire counter surface shall be 36 inches high maximum above the finish floor.

2010 ADAS Section 904.4.1

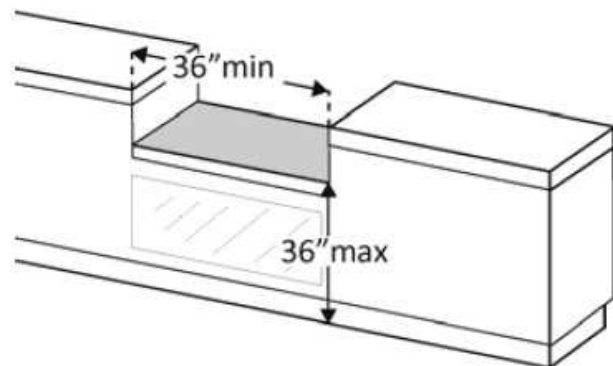

A portion of the counter surface that is 36 inches (915 mm) long minimum and 36 inches (915 mm) high maximum above the finish floor shall be provided. A clear floor or ground space complying with 305 shall be positioned for a parallel approach adjacent to the 36 inch (915 mm) minimum length of counter.

Citation:

2010 ADAS Section: 904.4.1

As Built:

The counter is greater than 36 inches.



Office Space: Office

Lat/Long: [42.28377, -83.74673]

Finding: 12

The window sales counter surface is greater than 36 inches off the finished floor.

A portion of the counter surface that is 36 inches long minimum and 36 inches high maximum above the finish floor shall be provided. Knee and toe space must be provided for a forward approach.

Where the provided counter surface is less than 36 inches long, the entire counter surface shall be 36 inches high maximum above the finish floor.

2010 ADAS Section 904.4.1

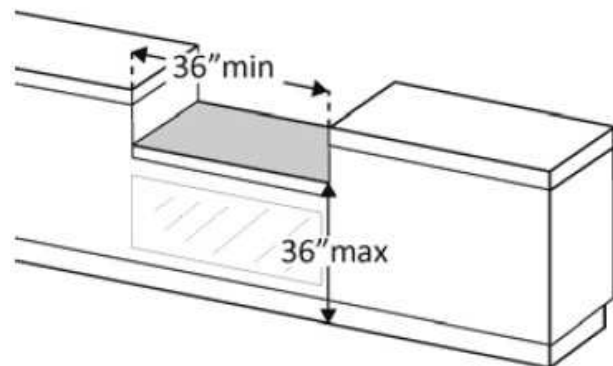
A portion of the counter surface that is 36 inches (915 mm) long minimum and 36 inches (915 mm) high maximum above the finish floor shall be provided. A clear floor or ground space complying with 305 shall be positioned for a parallel approach adjacent to the 36 inch (915 mm) minimum length of counter.

Citation:

2010 ADAS Section: 904.4.1

As Built:

The window sales counter height is 40 inches and greater due to the slope of the sidewalk.



Concessions Area: Concessions

Lat/Long: [42.28386, -83.74656]

Finding: 13

The path of contains multiple issues and is not accessible.

The path of travel exceeds the maximum allowable cross and running slope requirements. It also contains changes in level and/or gaps that exceed the allowable maximum requirements. The path of travel does not meet the minimum width requirements for clearances, turning spaces, and/or passing spaces. The floor or ground surface is not firm, stable, and slip resistant.

2010 ADAS Section 403.1

Walking surfaces that are a part of an accessible route shall comply with 403.

Citation:

2010 ADAS Section: 403.1

As Built:

The route around the building to the sales counters is not compliant.



Finding #13 Additional Finding Photos



Concessions Area: Concessions

Lat/Long: [42.2839, -83.74644]

Finding: 14

The accessible route on the site has running slopes greater than 5 percent and has not been constructed as a ramp (i.e. handrails, edge protection, etc.).

When the slope in the direction of travel of any walk exceeds 1 unit vertical in 20 units horizontal (5-percent slope), it must be constructed as a ramp. Surface cross slopes must not exceed one unit vertical in 48 units horizontal (2-percent slope).

2010 ADAS Section 403.3

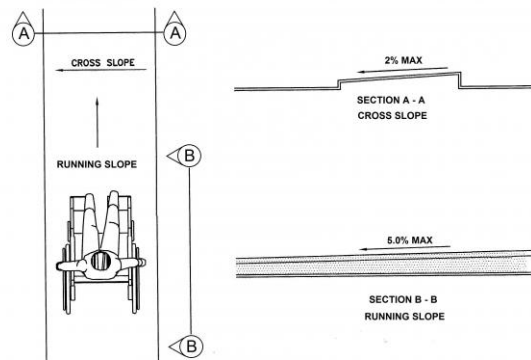
The running slope of walking surfaces shall not be steeper than 1:20. The cross slope of walking surfaces shall not be steeper than 1:48.

Citation:

2010 ADAS Section: 403.3

As Built:

The Farmer's Market route has a running slope of 5.5%.



Women's Restroom

Lat/Long: [42.28375, -83.74682]

Finding: 15

The toilet paper is not installed within the compliant range.

Toilet paper dispensers shall be 7 inches minimum and 9 inches maximum in front of the water closet measured to the centerline of the dispenser. The outlet of the dispenser shall be 15 inches minimum and 48 inches maximum above the finish floor and shall not be located behind grab bars. Dispensers shall not be of a type that controls delivery or that does not allow continuous paper flow. There shall be a clearance of 1 1/2 inches minimum below the grab bar.

2010 ADAS Section 604.7

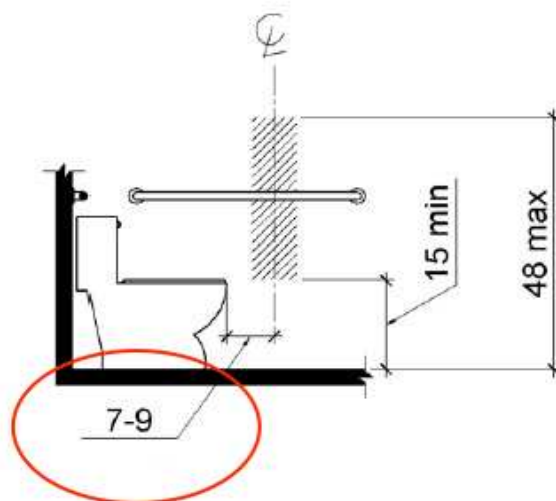
Toilet paper dispensers shall comply with 309.4 and shall be 7 inches (180 mm) minimum and 9 inches (230 mm) maximum in front of the water closet measured to the centerline of the dispenser. The outlet of the dispenser shall be 15 inches (380 mm) minimum and 48 inches (1220 mm) maximum above the finish floor and shall not be located behind grab bars. Dispensers shall not be of a type that controls delivery or that does not allow continuous paper flow.

Citation:

2010 ADAS Section: 604.7

As Built:

The toilet paper dispenser is out of reach range from the water closet.



Women's Restroom

Lat/Long: [42.28403, -83.74661]

Finding: 16

The hygiene dispenser projects more than 4 inches into the circulation path.

Wall-mounted objects that have leading edges between 27 inches and 80 inches from the floor must not project more than 4 inches into the circulation path. Protruding objects that extend to the floor or within 27 inches of the floor are cane detectable and are therefore not hazardous. Where it is necessary or desirable to have objects protrude from the wall, a manner of cane detection must be provided.

2010 ADAS Section 307.2

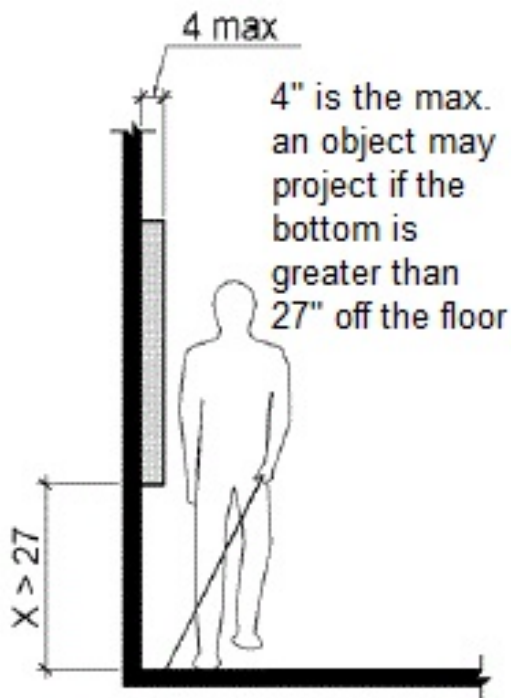
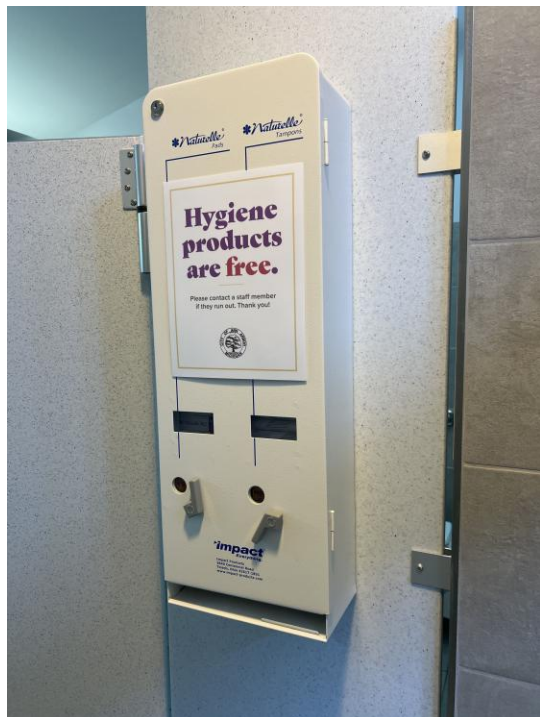
Objects with leading edges more than 27 inches (685 mm) and not more than 80 inches (2030 mm) above the finish floor or ground shall protrude 4 inches (100 mm) maximum horizontally into the circulation path.

Citation:

2010 ADAS Section: 307.2

As Built:

The hygiene dispenser is protruding more than 4 inches.



Site Accessibility Evaluation



**Ann Arbor Senior Center
1320 Baldwin Ave
Burns Park, MI 48104
ADA Only**

Inspection Date: 07/11/2022

Inspectors: Aileen Dryden, Arturo Pinero, Jesus Lardizabal, Juvelyn Owen, Olaf Brunjes

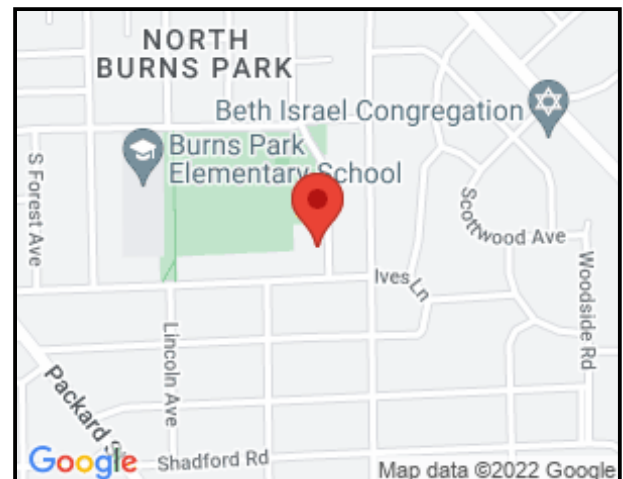
Prepared By



(512) 410 - 7059

alturalp.com

Report Date: 11/15/2022



DNR Accessibility Grading System for Parks and Recreation Facilities

Accessibility Grade

Definition

1

None of the facilities meet accessibility guidelines

2

Some facilities meet accessibility guidelines

3

Most facilities meet accessibility guidelines

4

The entire park meets accessibility guidelines

5

The entire park was developed using the principles of universal design

Parking: Parking Lot

Lat/Long: [42.2657, -83.72651]

Finding: 1

The cross slopes (narrow dimension) and/or running slopes (long dimension) of the accessible stall exceeds 2%.

The running slope and the cross slope in an accessible parking stall and the access aisle must not exceed 2%.

2010 ADAS Section 502.4

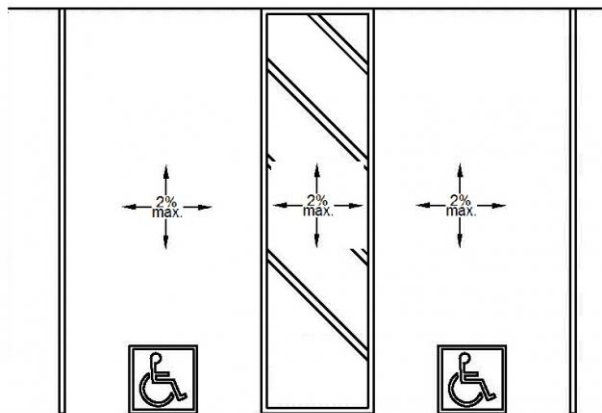
Parking spaces and access aisles serving them shall comply with 302. Access aisles shall be at the same level as the parking spaces they serve. Changes in level are not permitted.

Citation:

2010 ADAS Section: 502.4

As Built:

Slopes approximately 3.1%.



Parking: Parking Lot

Lat/Long: [42.26543, -83.72636]

Finding: 2

The van stall is missing a sign identifying it as a van accessible stall.

Parking space identification signs shall include the International Symbol of Accessibility. Signs identifying van parking spaces shall contain the designation "van accessible."

2010 ADAS Section 502.6

Parking space identification signs shall include the International Symbol of Accessibility complying with 703.7.2.1. Signs identifying van parking spaces shall contain the designation "van accessible." Signs shall be 60 inches (1525 mm) minimum above the finish floor or ground surface measured to the bottom of the sign.

Citation:

2010 ADAS Section: 502.6

As Built:

N/A



Exterior: Sidewalks

Lat/Long: [42.26548, -83.72648]

Finding: 3

The handrail extension does not terminate properly.

Extensions shall return to a wall, guard, or the landing surface, or shall be continuous to the handrail of an adjacent ramp run.

2010 ADAS Section 505.10.1

Ramp handrails shall extend horizontally above the landing for 12 inches (305 mm) minimum beyond the top and bottom of ramp runs. Extensions shall return to a wall, guard, or the landing surface, or shall be continuous to the handrail of an adjacent ramp run.

Citation:

2010 ADAS Section: 505.10.1

As Built:

Handrail does not return



Exterior: Picnic Area

Lat/Long: [42.26512, -83.72613]

Finding: 4 - Picnic Table

There is no accessible route to the element.

At least one accessible route shall connect accessible buildings, accessible facilities, accessible elements, and accessible spaces that are on the same site.

2010 ADAS Section 206.2.2

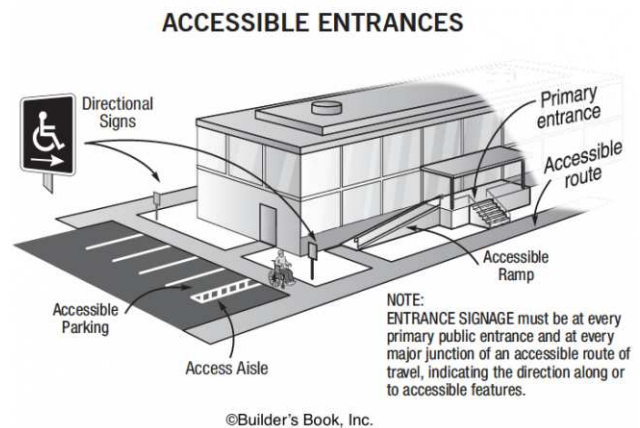
At least one accessible route shall connect accessible buildings, accessible facilities, accessible elements, and accessible spaces that are on the same site.

Citation:

2010 ADAS Section: 206.2.2

As Built:

No accessible route to picnic table.



Lobby: Reception Area

Lat/Long: [42.26511, -83.72622]

Finding: 5

The counter projects more than 4 inches into the circulation path.

Wall-mounted objects that have leading edges between 27 inches and 80 inches from the floor must not project more than 4 inches into the circulation path. Protruding objects that extend to the floor or within 27 inches of the floor are cane detectable and are therefore not hazardous. Where it is necessary or desirable to have objects protrude from the wall, a manner of cane detection must be provided.

2010 ADAS Section 307.2

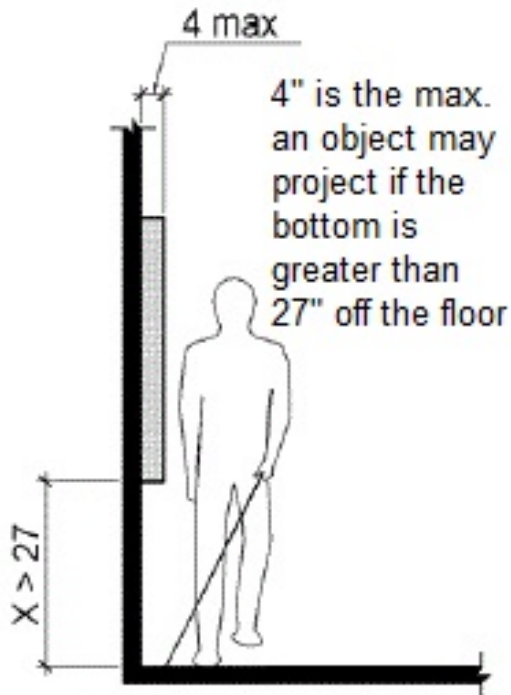
Objects with leading edges more than 27 inches (685 mm) and not more than 80 inches (2030 mm) above the finish floor or ground shall protrude 4 inches (100 mm) maximum horizontally into the circulation path.

Citation:

2010 ADAS Section: 307.2

As Built:

Counter is a protruding object.



Hallway Area: Hallway

Lat/Long: [42.26504, -83.72626]

Finding: 6

The wheelchair accessible drinking fountain is noncompliant.

Spout outlets shall be 36 inches maximum above the finish floor or ground and be located 15 inches minimum from the vertical support and 5 inches maximum from the front edge of the unit, including bumpers. The spout shall provide a flow of water at least 4 inches high minimum and shall be located 5 inches maximum from the front of the unit. The angle of the water stream shall be measured horizontally relative to the front face of the unit. Where spouts are located less than 3 inches of the front of the unit, the angle of the water stream shall be 30 degrees maximum. Where spouts are located between 3 inches and 5 inches maximum from the front of the unit, the angle of the water stream shall be 15 degrees maximum. On an accessible drinking fountain with a round or oval bowl, the spout must be positioned so the flow of water is within 3 inches of the front edge of the fountain.

2010 ADAS Section 602.1

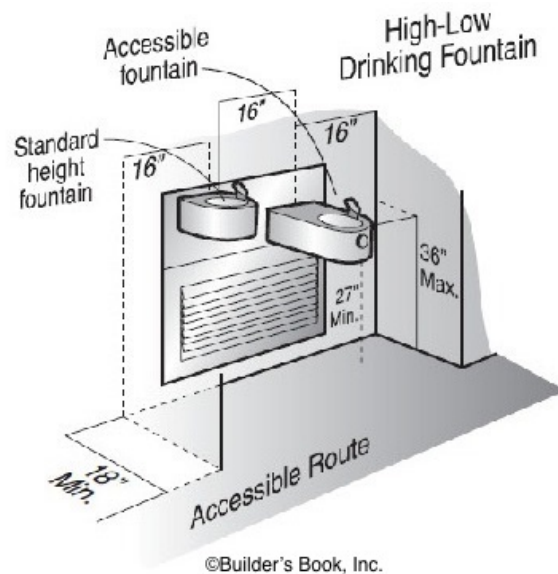
Drinking fountains shall comply with 307 and 602.

Citation:

2010 ADAS Section: 602.1

As Built:

Missing high fountain



Hallway Area: Hallway

Lat/Long: [42.2651, -83.72652]

Finding: 7

The maneuvering clearance on the pull side of the door extends less than 18 inches beyond the latch side of the door.

Maneuvering space for interior doors on the pull side with a front approach must be flat (2% max. slope in any direction) for a minimum distance of 60 inches in the direction of travel. The width of the maneuvering space must be as wide as the door plus an additional 18 inches on the latch side. This latch side clearance must also be flat (2% max. slope in any direction) and clear of obstructions.

2010 ADAS Section 404.2.4.1

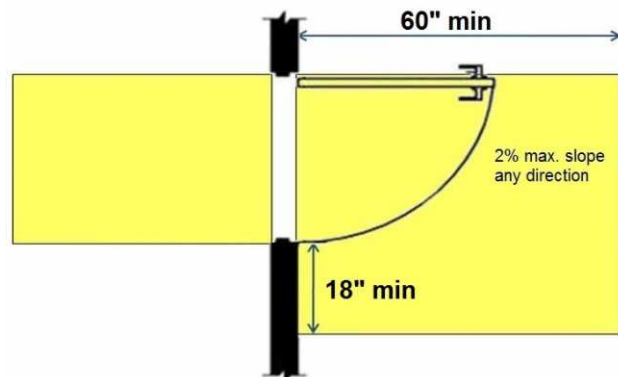
Swinging doors and gates shall have maneuvering clearances complying with Table 404.2.4.1.

Citation:

2010 ADAS Section: 404.2.4.1

As Built:

N/A



Office Space: Office

Lat/Long: [42.26496, -83.72665]

Finding: 8

The digital monitor projects more than 4 inches into the circulation path.

Wall-mounted objects that have leading edges between 27 inches and 80 inches from the floor must not project more than 4 inches into the circulation path. Protruding objects that extend to the floor or within 27 inches of the floor are cane detectable and are therefore not hazardous. Where it is necessary or desirable to have objects protrude from the wall, a manner of cane detection must be provided.

2010 ADAS Section 307.2

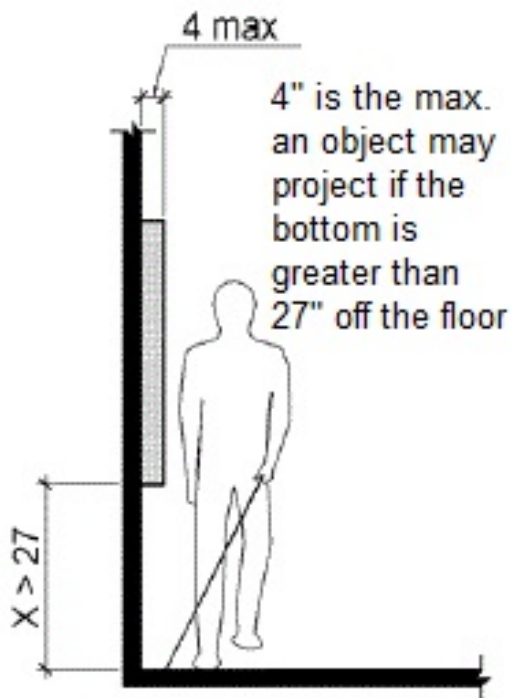
Objects with leading edges more than 27 inches (685 mm) and not more than 80 inches (2030 mm) above the finish floor or ground shall protrude 4 inches (100 mm) maximum horizontally into the circulation path.

Citation:

2010 ADAS Section: 307.2

As Built:

Digital monitoring is protruding.



Office Space: Office

Lat/Long: [42.26505, -83.72662]

Finding: 9

The door/gate operating hardware is not accessible.

Hand-activated door/gate opening hardware, handles, pulls, latches, locks, and other operating devices on accessible doors shall have a shape that is easy to grasp with one hand and does not require tight grasping, pinching or twisting of the wrist to operate. Hardware shall be 34 inches minimum and 48 inches maximum above the finish floor or ground.

2010 ADAS Section 404.2.7

Handles, pulls, latches, locks, and other operable parts on doors and gates shall comply with 309.4. Operable parts of such hardware shall be 34 inches (865 mm) minimum and 48 inches (1220 mm) maximum above the finish floor or ground. Where sliding doors are in the fully open position, operating hardware shall be exposed and usable from both sides.

Citation:

2010 ADAS Section: 404.2.7

As Built:

Door knobs on doors.



Office Space: Men's Restroom

Lat/Long: [42.26503, -83.72624]

Finding: 10

The side grab bar does not extend far enough from the rear wall.

The side grab bar must extend at least 54 inches minimum beyond the rear wall and start a maximum of 12 inches from the rear wall. A 42 inch grab bar installed the maximum distance from the rear wall (12 inches) will leave the leading end 54 inches from the rear wall.

Grab bars shall be installed in a horizontal position, 33 inches minimum and 36 inches maximum above the finish floor measured to the top of the gripping surface.

2010 ADAS Section 604.5.1

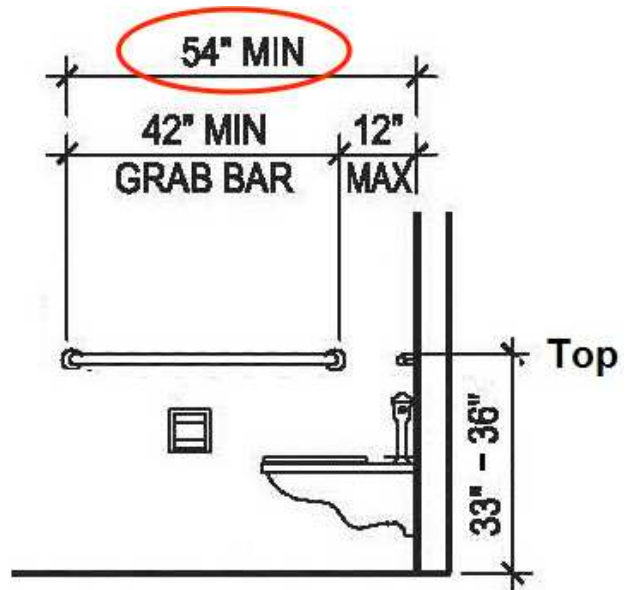
The side wall grab bar shall be 42 inches (1065 mm) long minimum, located 12 inches (305 mm) maximum from the rear wall and extending 54 inches (1370 mm) minimum from the rear wall.

Citation:

2010 ADAS Section: 604.5.1

As Built:

N/A



Office Space: Men's Restroom

Lat/Long: [42.26496, -83.72634]

Finding: 11

The flush handle is located on the wrong side of the toilet.

Controls shall be operable with one hand and shall not require tight grasping, pinching or twisting. Controls for the flush valves shall be mounted on the wide side of toilet areas, no more than 48 inches above the floor.

2010 ADAS Section 604.6

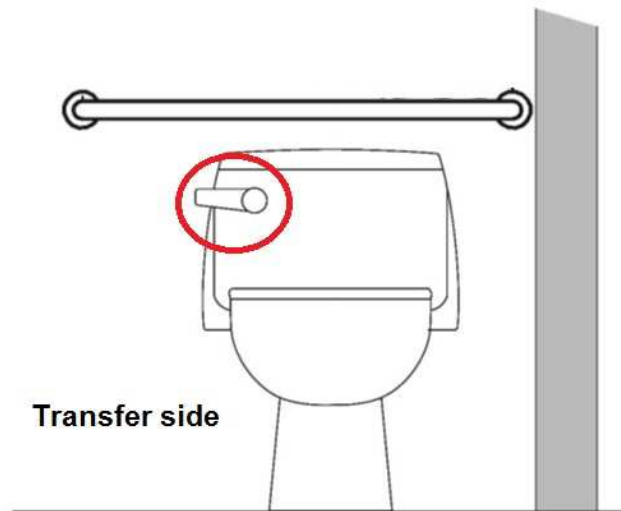
Flush controls shall be hand operated or automatic. Hand operated flush controls shall comply with 309. Flush controls shall be located on the open side of the water closet except in ambulatory accessible compartments complying with 604.8.2.

Citation:

2010 ADAS Section: 604.6

As Built:

N/A



Office Space: Men's Restroom

Lat/Long: [42.26509, -83.72659]

Finding: 12

The coat hook is installed greater than 48 inches above the finished floor.

Where a forward reach is unobstructed, the high forward reach shall be 48 inches maximum above the finished floor.

2010 ADAS Section 308.2.1

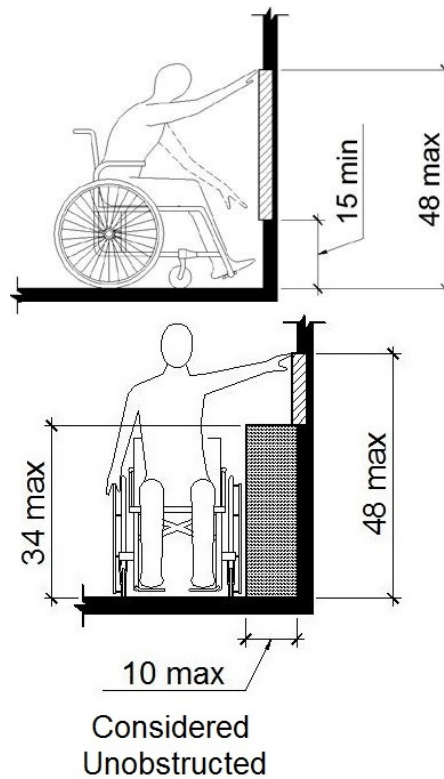
Where a forward reach is unobstructed, the high forward reach shall be 48 inches (1220 mm) maximum and the low forward reach shall be 15 inches (380 mm) minimum above the finish floor or ground.

Citation:

2010 ADAS Section: 308.2.1

As Built:

N/A



Office Space: Men's Restroom

Lat/Long: [42.26502, -83.72703]

Finding: 13

The dispensers project more than 4 inches into the circulation path.

Wall-mounted objects that have leading edges between 27 inches and 80 inches from the floor must not project more than 4 inches into the circulation path. Protruding objects that extend to the floor or within 27 inches of the floor are cane detectable and are therefore not hazardous. Where it is necessary or desirable to have objects protrude from the wall, a manner of cane detection must be provided.

2010 ADAS Section 307.2

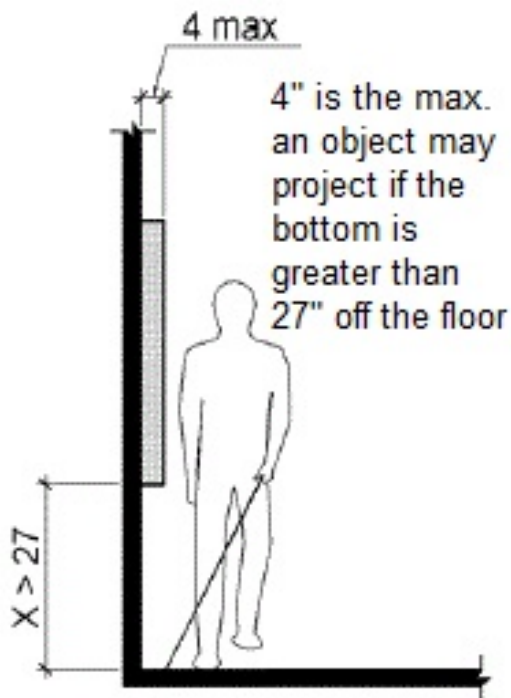
Objects with leading edges more than 27 inches (685 mm) and not more than 80 inches (2030 mm) above the finish floor or ground shall protrude 4 inches (100 mm) maximum horizontally into the circulation path.

Citation:

2010 ADAS Section: 307.2

As Built:

N/A



Office Space: Women's Restroom

Lat/Long: [42.26506, -83.72644]

Finding: 14

The mirror is mounted too high.

Mirrors must have the bottom edge of the reflecting surface a maximum of 40 inches above the floor if above a sink or counter. Mirrors not located above lavatories or countertops shall be installed with the bottom edge of the reflecting surface 35 inches maximum above the finish floor or ground.

2010 ADAS Section 603.3

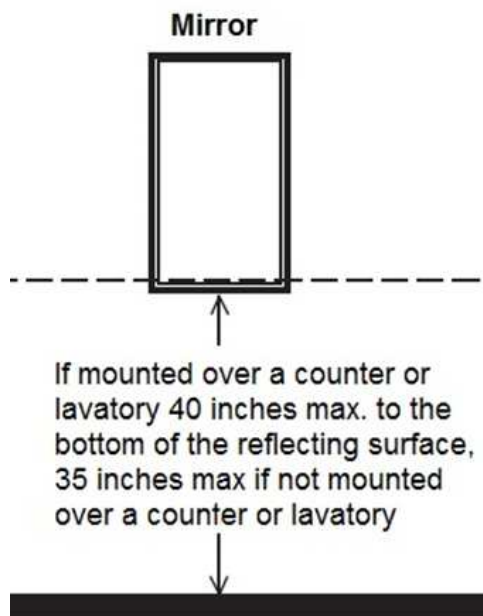
Mirrors located above lavatories or countertops shall be installed with the bottom edge of the reflecting surface 40 inches (1015 mm) maximum above the finish floor or ground. Mirrors not located above lavatories or countertops shall be installed with the bottom edge of the reflecting surface 35 inches (890 mm) maximum above the finish floor or ground.

Citation:

2010 ADAS Section: 603.3

As Built:

Mirror above 40".



Office Space: Women's Restroom

Lat/Long: [42.26503, -83.72629]

Finding: 15

The toilet is not located within the range allowed from the side wall or partition.

The centerline of the toilet must be 16 to 18 inches from the side wall.

2010 ADAS Section 604.2

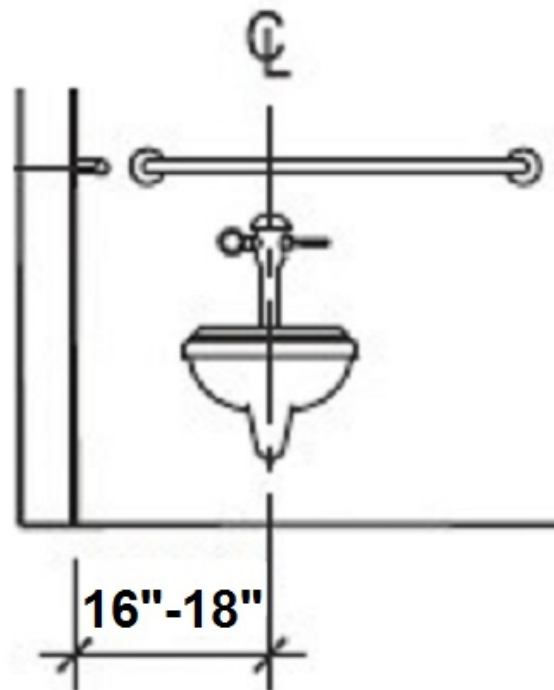
The water closet shall be positioned with a wall or partition to the rear and to one side. The centerline of the water closet shall be 16 inches (405 mm) minimum to 18 inches (455 mm) maximum from the side wall or partition, except that the water closet shall be 17 inches (430 mm) minimum and 19 inches (485 mm) maximum from the side wall or partition in the ambulatory accessible toilet compartment specified in 604.8.2. Water closets shall be arranged for a left-hand or right-hand approach.

Citation:

2010 ADAS Section: 604.2

As Built:

Water closet approximately 20" from side wall.



Office Space: Women's Restroom

Lat/Long: [42.26508, -83.72633]

Finding: 16

The paper towel dispenser projects more than 4 inches into the circulation path.

Wall-mounted objects that have leading edges between 27 inches and 80 inches from the floor must not project more than 4 inches into the circulation path. Protruding objects that extend to the floor or within 27 inches of the floor are cane detectable and are therefore not hazardous. Where it is necessary or desirable to have objects protrude from the wall, a manner of cane detection must be provided.

2010 ADAS Section 307.2

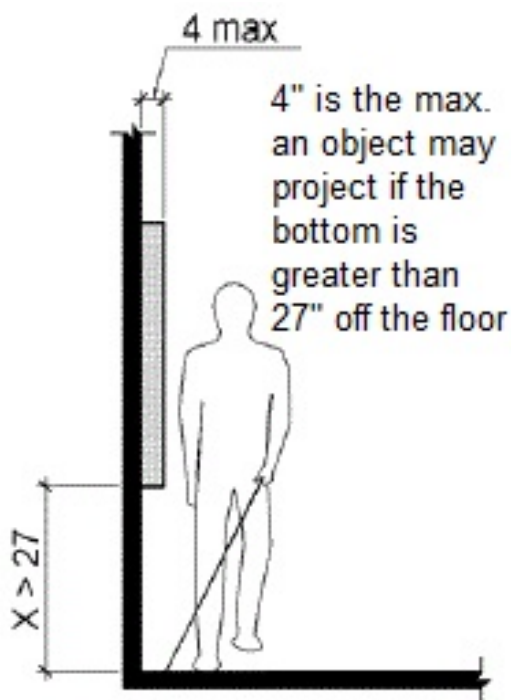
Objects with leading edges more than 27 inches (685 mm) and not more than 80 inches (2030 mm) above the finish floor or ground shall protrude 4 inches (100 mm) maximum horizontally into the circulation path.

Citation:

2010 ADAS Section: 307.2

As Built:

Paper towel dispenser is protruding.



Office Space: Women's Restroom

Lat/Long: [42.26503, -83.72631]

Finding: 17

The coat hook is installed greater than 48 inches above the finished floor.

Where a forward reach is unobstructed, the high forward reach shall be 48 inches maximum above the finished floor.

2010 ADAS Section 308.2.1

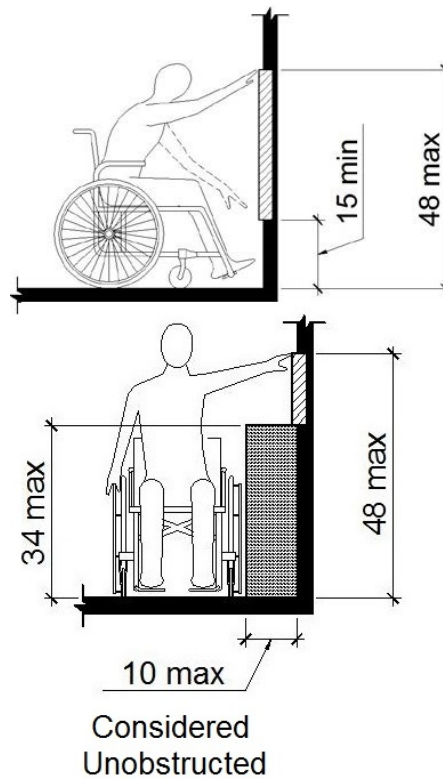
Where a forward reach is unobstructed, the high forward reach shall be 48 inches (1220 mm) maximum and the low forward reach shall be 15 inches (380 mm) minimum above the finish floor or ground.

Citation:

2010 ADAS Section: 308.2.1

As Built:

Coat hook at 62".



Office Space: Unisex Restroom

Lat/Long: [42.26533, -83.72662]

Finding: 18

The water and drain pipes under the lavatory are not adequately insulated.

Water supply and drain pipes under lavatories and sinks shall be insulated or otherwise configured to protect against contact. There shall be no sharp or abrasive surfaces under lavatories and sinks.

2010 ADAS Section 606.5

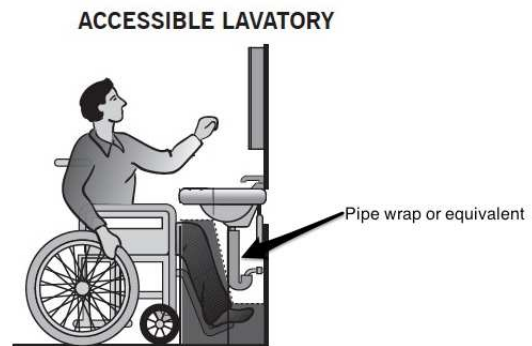
Water supply and drain pipes under lavatories and sinks shall be insulated or otherwise configured to protect against contact. There shall be no sharp or abrasive surfaces under lavatories and sinks.

Citation:

2010 ADAS Section: 606.5

As Built:

N/A



Office Space: Unisex Restroom

Lat/Long: [42.26509, -83.72617]

Finding: 19

The wall sign is mounted too high.

Tactile Characters on signs shall be located 48 inches minimum above the finish floor or ground surface, measured from the baseline of the lowest tactile character and 60 inches maximum above the finish floor or ground surface, measured from the baseline of the highest tactile character. Mounting location shall be determined so that a person may approach within 3 inches of signage without encountering protruding objects and shall be located so that a clear floor space of 18 inches minimum by 18 inches minimum, centered on the tactile Characters, is provided beyond the arc of any door swing between the closed position and 45 degree open position.

2010 ADAS Section 703.4.1

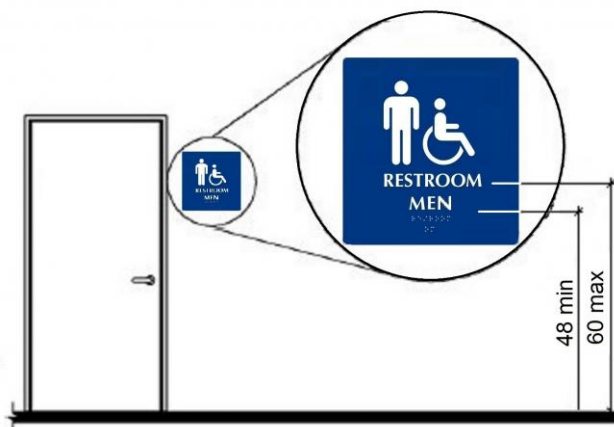
Tactile characters on signs shall be located 48 inches (1220 mm) minimum above the finish floor or ground surface, measured from the baseline of the lowest tactile character and 60 inches (1525 mm) maximum above the finish floor or ground surface, measured from the baseline of the highest tactile character.

Citation:

2010 ADAS Section: 703.4.1

As Built:

N/A



Office Space: Unisex Restroom

Lat/Long: [42.2653, -83.72653]

Finding: 20

The side grab bar does not extend far enough from the rear wall.

The side grab bar must extend at least 54 inches minimum beyond the rear wall and start a maximum of 12 inches from the rear wall. A 42 inch grab bar installed the maximum distance from the rear wall (12 inches) will leave the leading end 54 inches from the rear wall.

Grab bars shall be installed in a horizontal position, 33 inches minimum and 36 inches maximum above the finish floor measured to the top of the gripping surface.

2010 ADAS Section 604.5.1

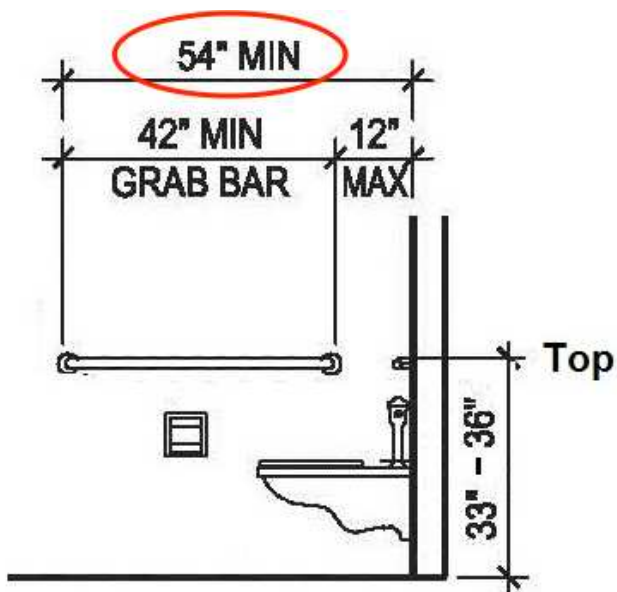
The side wall grab bar shall be 42 inches (1065 mm) long minimum, located 12 inches (305 mm) maximum from the rear wall and extending 54 inches (1370 mm) minimum from the rear wall.

Citation:

2010 ADAS Section: 604.5.1

As Built:

N/A



Office Space: Unisex Restroom

Lat/Long: [42.2652, -83.72623]

Finding: 21

The coat hook is installed greater than 48 inches above the finished floor.

Where a forward reach is unobstructed, the high forward reach shall be 48 inches maximum above the finished floor.

2010 ADAS Section 308.2.1

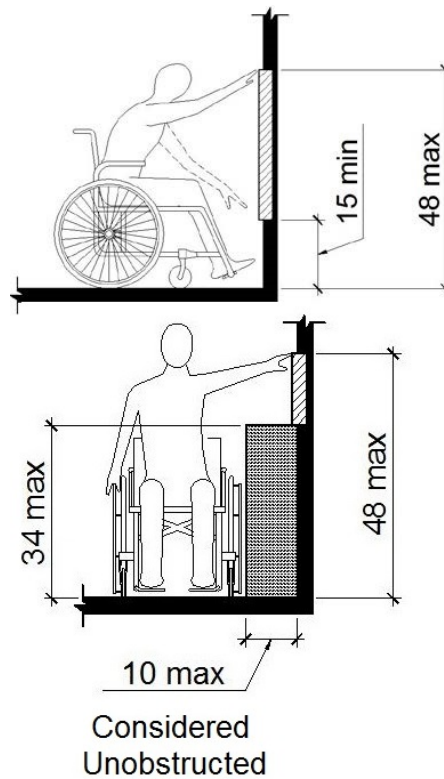
Where a forward reach is unobstructed, the high forward reach shall be 48 inches (1220 mm) maximum and the low forward reach shall be 15 inches (380 mm) minimum above the finish floor or ground.

Citation:

2010 ADAS Section: 308.2.1

As Built:

N/A



Office Space: Unisex Restroom

Lat/Long: [42.26531, -83.72669]

Finding: 22

The flush handle is located on the wrong side of the toilet.

Controls shall be operable with one hand and shall not require tight grasping, pinching or twisting. Controls for the flush valves shall be mounted on the wide side of toilet areas, no more than 48 inches above the floor.

2010 ADAS Section 604.6

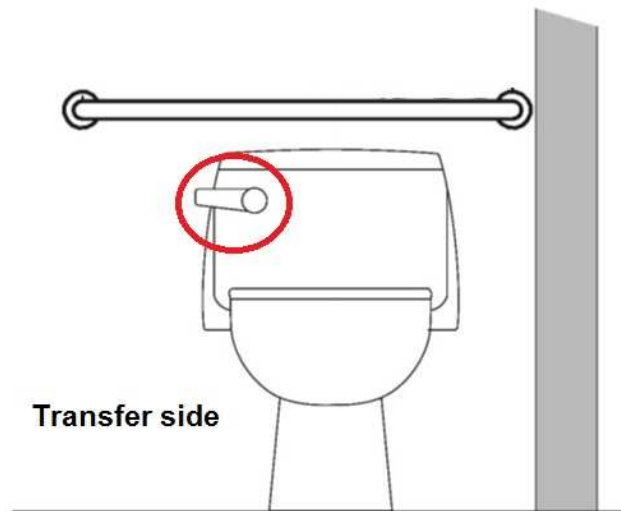
Flush controls shall be hand operated or automatic. Hand operated flush controls shall comply with 309. Flush controls shall be located on the open side of the water closet except in ambulatory accessible compartments complying with 604.8.2.

Citation:

2010 ADAS Section: 604.6

As Built:

N/A



Kitchen: Kitchen Area

Lat/Long: [42.26507, -83.72655]

Finding: 23

Knee and toe space has not been provided at the sink.

Kitchen sinks must be provided with a clear floor space positioned for a forward approach including knee and toe clearance.

2010 ADAS Section 606.2

A clear floor space complying with 305, positioned for a forward approach, and knee and toe clearance complying with 306 shall be provided.

2010 ADAS Section 804.4

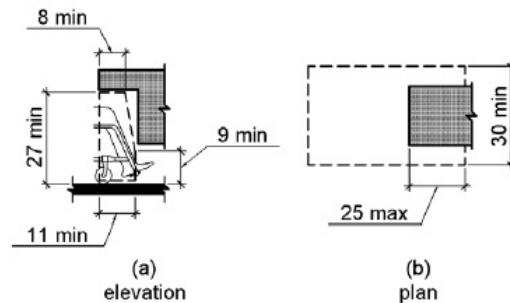
Sinks shall comply with 606.

Citation:

2010 ADAS Section: 606.2, 804.4

As Built:

N/A



Kitchen: Kitchen Area

Lat/Long: [42.26512, -83.72636]

Finding: 24

The controls are located such that operation require reaching across burners.

Where knee and toe space is provided, the underside of the range or cooktop shall be insulated or otherwise configured to prevent burns, abrasions, or electrical shock. The location of controls shall not require reaching across burners

2010 ADAS Section 804.6.4

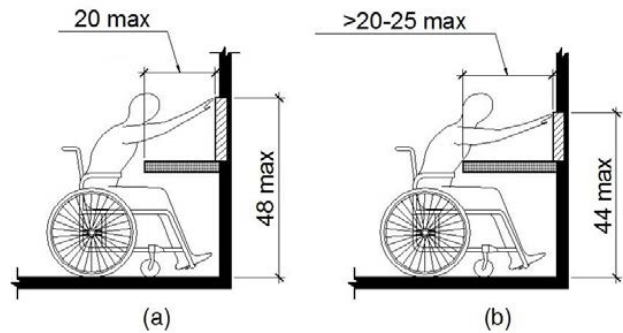
Where a forward approach is provided, the clear floor or ground space shall provide knee and toe clearance complying with 306. Where knee and toe space is provided, the underside of the range or cooktop shall be insulated or otherwise configured to prevent burns, abrasions, or electrical shock. The location of controls shall not require reaching across burners.

Citation:

2010 ADAS Section: 804.6.4

As Built:

N/A



Kitchen: Kitchen Area

Lat/Long: [42.26517, -83.72632]

Finding: 25

The element is not accessible because the operable parts are not within the required reach range.

Operable parts on accessible elements, accessible routes, and in accessible rooms and spaces shall comply with requirements for operable parts. The requirements include complying with a clear floor space, reach range, and operation.

2010 ADAS Section 205.1

Operable parts on accessible elements, accessible routes, and in accessible rooms and spaces shall comply with 309.

Citation:

2010 ADAS Section: 205.1

As Built:

Microwave



Kitchen: Kitchen Area

Lat/Long: [42.26504, -83.72626]

Finding: 26

The counter surface is greater than 36 inches off the finished floor.

A portion of the counter surface that is 36 inches long minimum and 36 inches high maximum above the finish floor shall be provided. Knee and toe space must be provided for a forward approach.

Where the provided counter surface is less than 36 inches long, the entire counter surface shall be 36 inches high maximum above the finish floor.

2010 ADAS Section 904.4.1

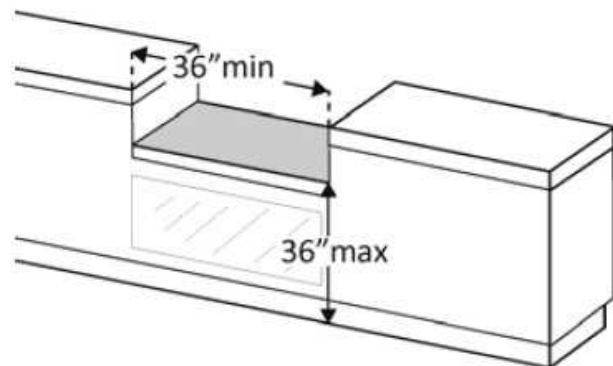
A portion of the counter surface that is 36 inches (915 mm) long minimum and 36 inches (915 mm) high maximum above the finish floor shall be provided. A clear floor or ground space complying with 305 shall be positioned for a parallel approach adjacent to the 36 inch (915 mm) minimum length of counter.

Citation:

2010 ADAS Section: 904.4.1

As Built:

37"



Interior Stairs: Stairwell

Lat/Long: [42.26493, -83.72657]

Finding: 27

The handrails are not at the correct height.

The tops of handrails and their extensions must be between 34 inches and 38 inches above the stair nosing or ground.

2010 ADAS Section 505.4

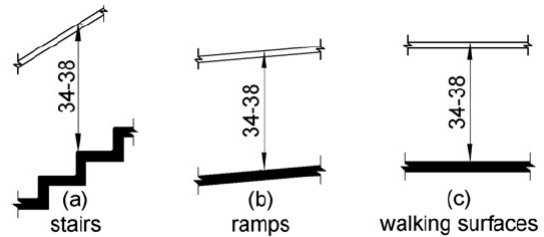

Top of gripping surfaces of handrails shall be 34 inches (865 mm) minimum and 38 inches (965 mm) maximum vertically above walking surfaces, stair nosings, and ramp surfaces. Handrails shall be at a consistent height above walking surfaces, stair nosings, and ramp surfaces.

Citation:

2010 ADAS Section: 505.4

As Built:

N/A



Interior Stairs: Stairwell

Lat/Long: [42.26511, -83.72654]

Finding: 28

The hand rail extension does not terminate correctly.

Extensions shall return to a wall, guard, or the landing surface, or shall be continuous to the handrail of an adjacent stair flight

2010 ADAS Section 505.10.2

At the top of a stair flight, handrails shall extend horizontally above the landing for 12 inches (305 mm) minimum beginning directly above the first riser nosing. Extensions shall return to a wall, guard, or the landing surface, or shall be continuous to the handrail of an adjacent stair flight.

2010 ADAS Section 505.10.3

At the bottom of a stair flight, handrails shall extend at the slope of the stair flight for a horizontal distance at least equal to one tread depth beyond the last riser nosing. Extension shall return to a wall, guard, or the landing surface, or shall be continuous to the handrail of an adjacent stair flight.

Citation:

2010 ADAS Section: 505.10.2, 505.10.3

As Built:

N/A



Site Accessibility Evaluation



**Arbor Hills Nature Area
3100 Green Rd
Old Fourth Ward, MI 48104
ADA Only**

Inspection Date: 07/11/2022

Inspectors: Aileen Dryden, Arturo Pintero, Jesus Lardizabal, Juvelyn Owen

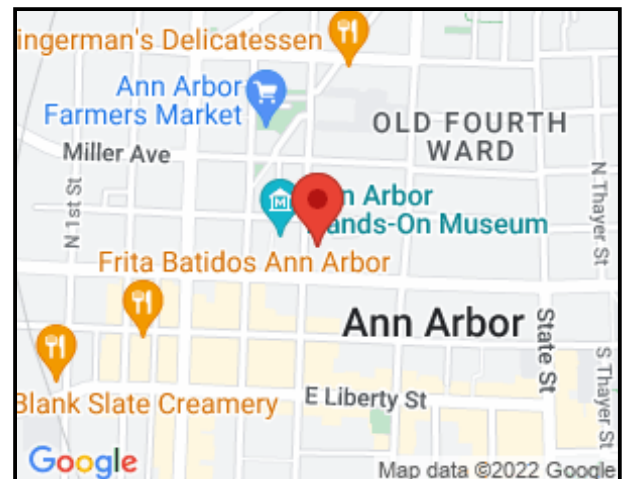
Prepared By



(512) 410 - 7059

alturalp.com

Report Date: 11/15/2022



DNR Accessibility Grading System for Parks and Recreation Facilities

Accessibility Grade

Definition

1

None of the facilities meet accessibility guidelines

2

Some facilities meet accessibility guidelines

3

Most facilities meet accessibility guidelines

4

The entire park meets accessibility guidelines

5

The entire park was developed using the principles of universal design

Site Accessibility Evaluation



**Arbor Oaks Park
2090 Champagne Dr
Bryant Pattengill East, MI 48108
ADA Only**

Inspection Date: 05/23/2022

Inspectors: Aileen Dryden, Arturo Pinero, Jesus Lardizabal, Juvelyn Owen

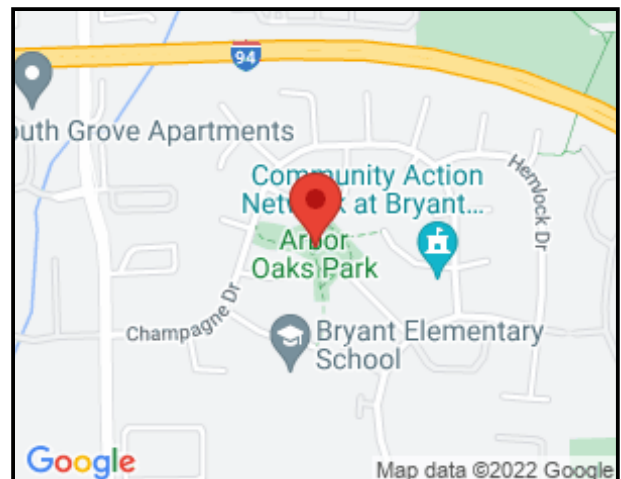
Prepared By



(512) 410 - 7059

alturalp.com

Report Date: 11/15/2022



DNR Accessibility Grading System for Parks and Recreation Facilities

Accessibility Grade

Definition

1

None of the facilities meet accessibility guidelines

2

Some facilities meet accessibility guidelines

3

Most facilities meet accessibility guidelines

4

The entire park meets accessibility guidelines

5

The entire park was developed using the principles of universal design

Trail System: Trail

Lat/Long: [42.23421, -83.71453]

Finding: 1 - Route

The accessible route on the site has running slopes greater than 5 percent and has not been constructed as a ramp (i.e. handrails, edge protection, etc.).

When the slope in the direction of travel of any walk exceeds 1 unit vertical in 20 units horizontal (5-percent slope), it must be constructed as a ramp. Surface cross slopes must not exceed one unit vertical in 48 units horizontal (2-percent slope).

2010 ADAS Section 403.3

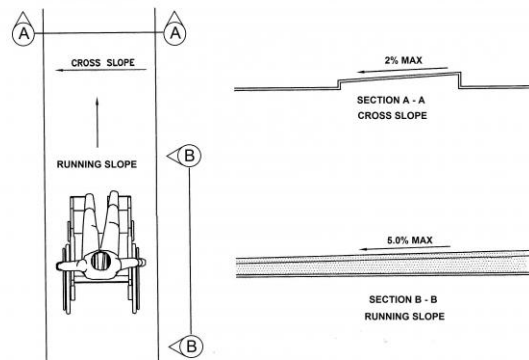
The running slope of walking surfaces shall not be steeper than 1:20. The cross slope of walking surfaces shall not be steeper than 1:48.

Citation:

2010 ADAS Section: 403.3

As Built:

Running slope is 8.5 %



Finding #1 Additional Finding Photos



Trail System: Trail

Lat/Long: [42.23359, -83.7149]

Finding: 2 - trail connection

The walkway contains abrupt vertical edges and/or variations over a 1/2 inch.

1/4 inch is the maximum vertical rise. Changes in level between 1/4 inch and 1/2 inch must be beveled at 1:2 or less.

Changes in level greater than 1/2 inch must be by way of a ramp.

2010 ADAS Section 303.3

Changes in level between 1/4 inch (6.4 mm) high minimum and 1/2 inch (13 mm) high maximum shall be beveled with a slope not steeper than 1:2.

2010 ADAS Section 303.2

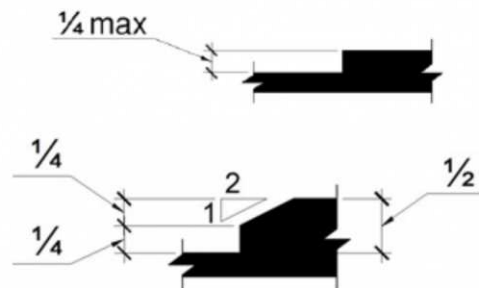
Changes in level of 1/4 inch (6.4 mm) high maximum shall be permitted to be vertical.

Citation:

2010 ADAS Section: 303.3, 303.2

As Built:

asphalt/ concrete connection



Finding #2 Additional Finding Photos



Trail System: Trail

Lat/Long: [42.23377, -83.71431]

Finding: 3

The accessible route on the site has running slopes greater than 5 percent and has not been constructed as a ramp (i.e. handrails, edge protection, etc.).

When the slope in the direction of travel of any walk exceeds 1 unit vertical in 20 units horizontal (5-percent slope), it must be constructed as a ramp. Surface cross slopes must not exceed one unit vertical in 48 units horizontal (2-percent slope).

2010 ADAS Section 403.3

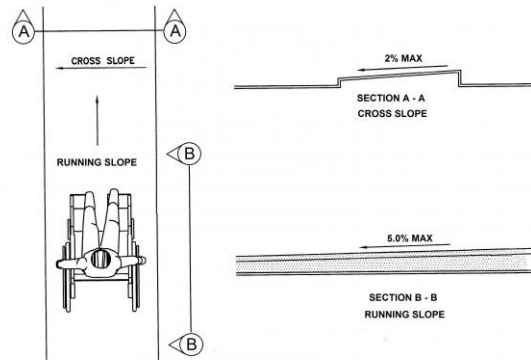
The running slope of walking surfaces shall not be steeper than 1:20. The cross slope of walking surfaces shall not be steeper than 1:48.

Citation:

2010 ADAS Section: 403.3

As Built:

N/A



Finding #3 Additional Finding Photos



Trail System: Trail

Lat/Long: [42.23374, -83.71447]

Wheel: N/A, Direction: N

Finding: 4

The accessible route on the site has running slopes greater than 5 percent and has not been constructed as a ramp (i.e. handrails, edge protection, etc.).

When the slope in the direction of travel of any walk exceeds 1 unit vertical in 20 units horizontal (5-percent slope), it must be constructed as a ramp. Surface cross slopes must not exceed one unit vertical in 48 units horizontal (2-percent slope).

2010 ADAS Section 403.3

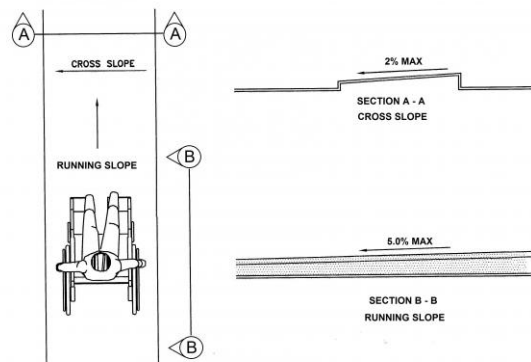
The running slope of walking surfaces shall not be steeper than 1:20. The cross slope of walking surfaces shall not be steeper than 1:48.

Citation:

2010 ADAS Section: 403.3

As Built:

N/A



Finding #4 Additional Finding Photos



Trail System: Trail

Lat/Long: [42.23374, -83.71447]

Wheel: N/A, Direction: N

Finding: 5

The accessible route contains loose gravel and/or surface materials that do not provide for a stable, firm slip resistant surface.

Floor and ground surfaces shall be stable, firm, and slip resistant.

2010 ADAS Section 302.1

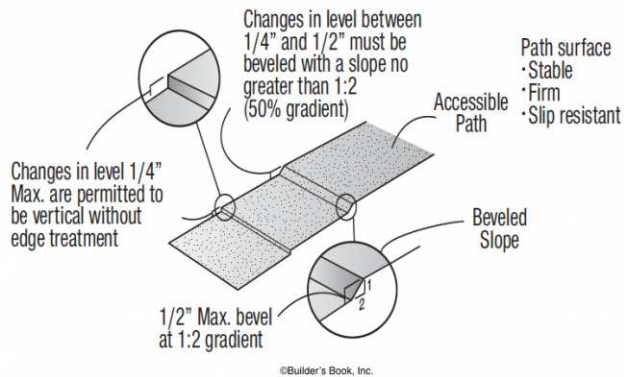
Floor and ground surfaces shall be stable, firm, and slip resistant and shall comply with 302.

Citation:

2010 ADAS Section: 302.1

As Built:

Asphalt with cracks and excessive cross slope



Trail System: Trail

Lat/Long: [42.23499, -83.71481]

Wheel: N/A, Direction: N

Finding: 6

The accessible route on the site has running slopes greater than 5 percent and has not been constructed as a ramp (i.e. handrails, edge protection, etc.).

When the slope in the direction of travel of any walk exceeds 1 unit vertical in 20 units horizontal (5-percent slope), it must be constructed as a ramp. Surface cross slopes must not exceed one unit vertical in 48 units horizontal (2-percent slope).

2010 ADAS Section 403.3

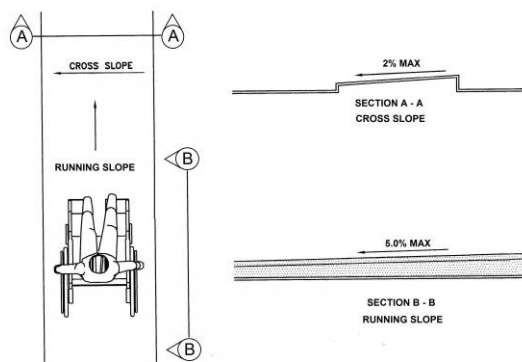
The running slope of walking surfaces shall not be steeper than 1:20. The cross slope of walking surfaces shall not be steeper than 1:48.

Citation:

2010 ADAS Section: 403.3

As Built:

N/A



Finding #6 Additional Finding Photos



Green Space: Drinking Fountain

Lat/Long: [42.23464, -83.71593]

Finding: 7 - drinking fountain

The drinking fountain has multiple violations.

Drinking fountains must be on an accessible route that provides a 30 inch by 48 inch clear floor space centered on the low unit, allowing a forward approach.

Spout outlets shall be 36 inches maximum above the finish floor or ground. Spout outlets of drinking fountains for standing persons shall be 38 inches minimum and 43 inches maximum above the finish floor or ground. The spout shall be located 15 inches minimum from the vertical support and 5 inches maximum from the front edge of the unit, including bumpers. The spout shall provide a flow of water 4 inches high minimum and shall be located 5 inches maximum from the front of the unit. The angle of the water stream shall be measured horizontally relative to the front face of the unit. Where spouts are located less than 3 inches of the front of the unit, the angle of the water stream shall be 30 degrees maximum. Where spouts are located between 3 inches and 5 inches maximum from the front of the unit, the angle of the water stream shall be 15 degrees maximum. Operable parts shall comply with applicable standards.

2010 ADAS Section 403.5.1

Except as provided in 403.5.2 and 403.5.3, the clear width of walking surfaces shall be 36 inches (915 mm) minimum.

2010 ADAS Section 602.1

Drinking fountains shall comply with 307 and 602.

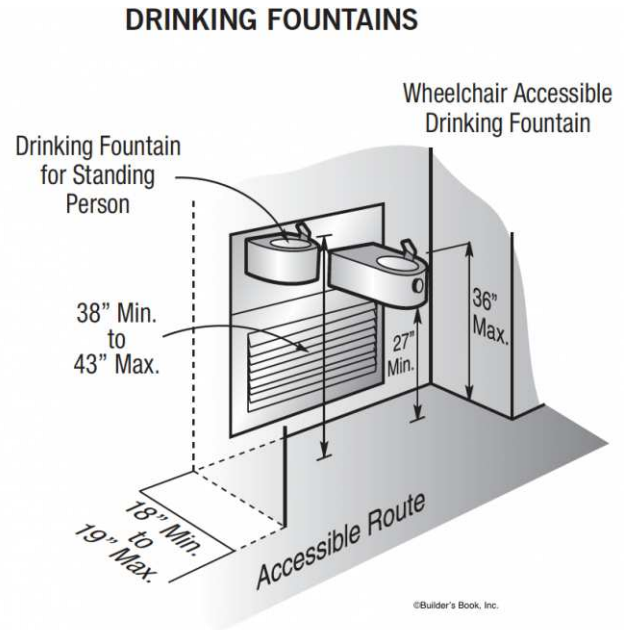
Citation:

2010 ADAS Section: 403.5.1, 602.1

As Built:

N/A

Finding #7 Continued



Green Space: Picnic Area

Lat/Long: [42.23428, -83.71518]

Finding: 8 - Route

The route contains openings greater than 1/2 inch.

Openings in floor or ground surfaces shall not allow passage of a sphere more than 1/2 inch diameter. Elongated openings shall be placed so that the long dimension is perpendicular to the dominant direction of travel.

2010 ADAS Section 302.3

Openings in floor or ground surfaces shall not allow passage of a sphere more than 1/2 inch (13 mm) diameter except as allowed in 407.4.3, 409.4.3, 410.4, 810.5.3 and 810.10. Elongated openings shall be placed so that the long dimension is perpendicular to the dominant direction of travel.

Citation:

2010 ADAS Section: 302.3

As Built:

Horizontal openings



Green Space: Picnic Area

Lat/Long: [42.23436, -83.71487]

Finding: 9 - Protruding

The (XX) projects more than 4 inches into the circulation path.

Wall-mounted objects that have leading edges between 27 inches and 80 inches from the floor must not project more than 4 inches into the circulation path. Protruding objects that extend to the floor or within 27 inches of the floor are cane detectable and are therefore not hazardous. Where it is necessary or desirable to have objects protrude from the wall, a manner of cane detection must be provided.

2010 ADAS Section 307.2

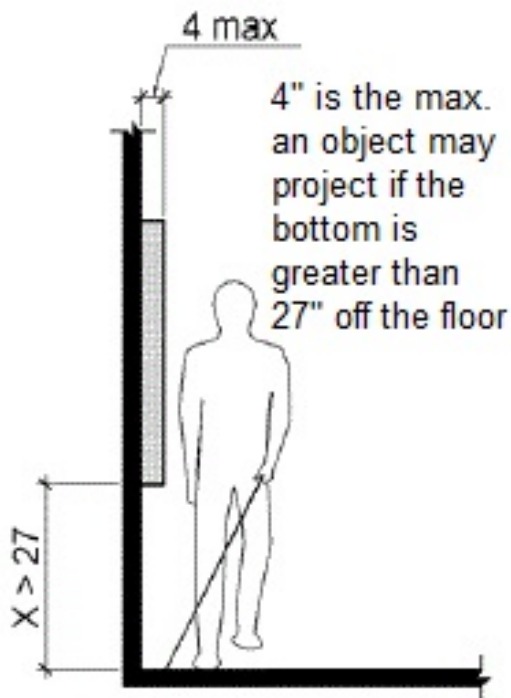

Objects with leading edges more than 27 inches (685 mm) and not more than 80 inches (2030 mm) above the finish floor or ground shall protrude 4 inches (100 mm) maximum horizontally into the circulation path.

Citation:

2010 ADAS Section: 307.2

As Built:

Picnic table is a protruding object



Green Space: Receptacle

Lat/Long: [42.23429, -83.71609]

Finding: 10 - Route

The accessible route contains loose gravel and/or surface materials that do not provide for a stable, firm slip resistant surface.

Floor and ground surfaces shall be stable, firm, and slip resistant.

2010 ADAS Section 302.1

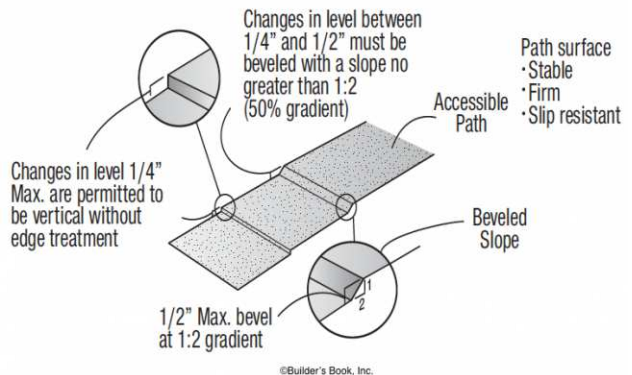
Floor and ground surfaces shall be stable, firm, and slip resistant and shall comply with 302.

Citation:

2010 ADAS Section: 302.1

As Built:

Surface is grass



Play Area: Swings

Lat/Long: [42.23471, -83.71561]

Finding: 11 - swing seats

The entry point or seat is not within the compliant range above the ground.

Were play components require transfer to entry points or seats, the entry points or seats shall be 11 inches minimum and 24 inches maximum from the clear floor or ground space.

2010 ADAS Section 1008.4.4

Where play components require transfer to entry points or seats, the entry points or seats shall be 11 inches (280 mm) minimum and 24 inches (610 mm) maximum from the clear floor or ground space.

Citation:

2010 ADAS Section: 1008.4.4

As Built:

N/A



Play Area: Swings

Lat/Long: [42.23471, -83.71561]

Finding: 12 - tire swing

The entry point or seat is not within the compliant range above the ground.

Were play components require transfer to entry points or seats, the entry points or seats shall be 11 inches minimum and 24 inches maximum from the clear floor or ground space.

2010 ADAS Section 1008.4.4

Where play components require transfer to entry points or seats, the entry points or seats shall be 11 inches (280 mm) minimum and 24 inches (610 mm) maximum from the clear floor or ground space.

Citation:

2010 ADAS Section: 1008.4.4

As Built:

N/A



Play Area: Playground

Lat/Long: [42.23481, -83.71609]

Wheel: N/A, Direction: N

Finding: 13

The ramps exceeds the maximum running slope (direction of travel) allowable of 8.33%.

Ramps should have the least possible slope but in no case more than 8.3% (1:12).

2010 ADAS Section 405.2

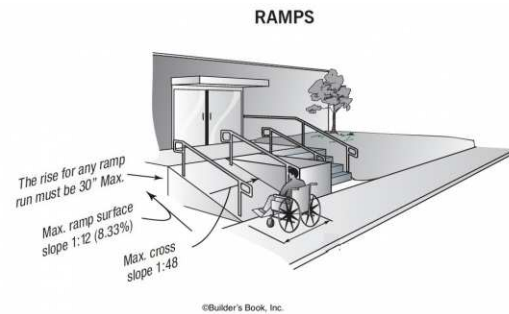
Ramp runs shall have a running slope not steeper than 1:12.

Citation:

2010 ADAS Section: 405.2

As Built:

N/A



Play Area: Playground

Lat/Long: [42.23483, -83.71603]

Finding: 14

Compliance with ASTM F1951 for accessibility for ground surfaces on accessible routes, clear floor or ground spaces, and turning spaces has not been determined.

Ground surfaces shall comply with ASTM F 1951. Ground surfaces shall be inspected and maintained regularly and frequently to ensure continued compliance with ASTM F 1951.

2010 ADAS Section 1008.2.6.1

Ground surfaces shall comply with ASTM F 1951 (incorporated by reference, see "Referenced Standards" in Chapter 1). Ground surfaces shall be inspected and maintained regularly and frequently to ensure continued compliance with ASTM F 1951.

Citation:

2010 ADAS Section: 1008.2.6.1

As Built:

N/A



Finding #14 Additional Finding Photos



Play Area: Picnic Table

Lat/Long: [42.23435, -83.71589]

Finding: 15 - Picnic Table

There is no accessible route to the element.

At least one accessible route shall connect accessible buildings, accessible facilities, accessible elements, and accessible spaces that are on the same site.

2010 ADAS Section 206.2.2

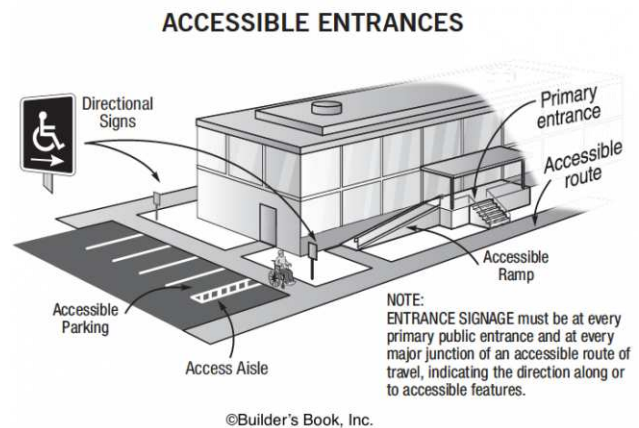
At least one accessible route shall connect accessible buildings, accessible facilities, accessible elements, and accessible spaces that are on the same site.

Citation:

2010 ADAS Section: 206.2.2

As Built:

N/A



Basketball Court: Seating

Lat/Long: [42.23468, -83.7168]

Finding: 16 - Benches

There is no accessible route to the element.

At least one accessible route shall connect accessible buildings, accessible facilities, accessible elements, and accessible spaces that are on the same site.

2010 ADAS Section 206.2.2

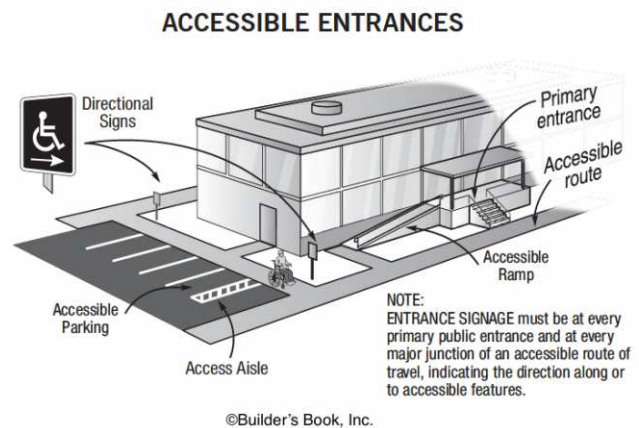
At least one accessible route shall connect accessible buildings, accessible facilities, accessible elements, and accessible spaces that are on the same site.

Citation:

2010 ADAS Section: 206.2.2

As Built:

N/A



Site Accessibility Evaluation



**Arboretum Nature Area
1610 Washington Heights
Angell, MI 48104
ADA Only**

Inspection Date: 05/23/2022

Inspectors: Aileen Dryden, Arturo Pinero, Jesus Lardizabal

Prepared By



(512) 410 - 7059

alturalp.com

Report Date: 11/15/2022

DNR Accessibility Grading System for Parks and Recreation Facilities

Accessibility Grade

Definition

1

None of the facilities meet accessibility guidelines

2

Some facilities meet accessibility guidelines

3

Most facilities meet accessibility guidelines

4

The entire park meets accessibility guidelines

5

The entire park was developed using the principles of universal design

Site Accessibility Evaluation



**Argo Nature Area Canoe
1055 Longshore Dr
Northside, MI 48105
ADA Only**

Inspection Date: 07/11/2022

Inspectors: Aileen Dryden, Arturo Pinero, Jesus Lardizabal, Juvelyn Owen, Olaf Brunjes

Prepared By



(512) 410 - 7059

alturalp.com

Report Date: 11/15/2022

DNR Accessibility Grading System for Parks and Recreation Facilities

Accessibility Grade

Definition

1

None of the facilities meet accessibility guidelines

2

Some facilities meet accessibility guidelines

3

Most facilities meet accessibility guidelines

4

The entire park meets accessibility guidelines

5

The entire park was developed using the principles of universal design

Exterior: Trails

Lat/Long: [42.28989, -83.7467]

Finding: 1

The accessible route on the site has running slopes greater than 5 percent and has not been constructed as a ramp (i.e. handrails, edge protection, etc.).

When the slope in the direction of travel of any walk exceeds 1 unit vertical in 20 units horizontal (5-percent slope), it must be constructed as a ramp. Surface cross slopes must not exceed one unit vertical in 48 units horizontal (2-percent slope).

2010 ADAS Section 403.3

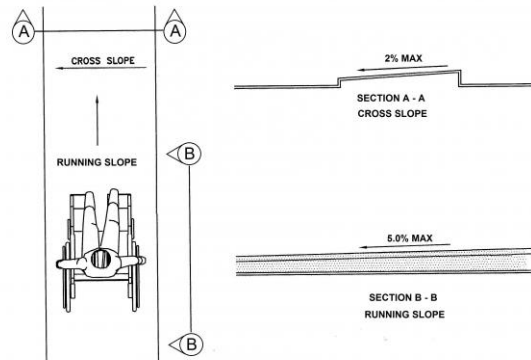
The running slope of walking surfaces shall not be steeper than 1:20. The cross slope of walking surfaces shall not be steeper than 1:48.

Citation:

2010 ADAS Section: 403.3

As Built:

Metal grate surface slope at 7.1%.



Exterior: Trails

Lat/Long: [42.29025, -83.74689]

Finding: 2

The element projects more than 4 inches into the circulation path.

Wall-mounted objects that have leading edges between 27 inches and 80 inches from the floor must not project more than 4 inches into the circulation path. Protruding objects that extend to the floor or within 27 inches of the floor are cane detectable and are therefore not hazardous. Where it is necessary or desirable to have objects protrude from the wall, a manner of cane detection must be provided.

2010 ADAS Section 307.2

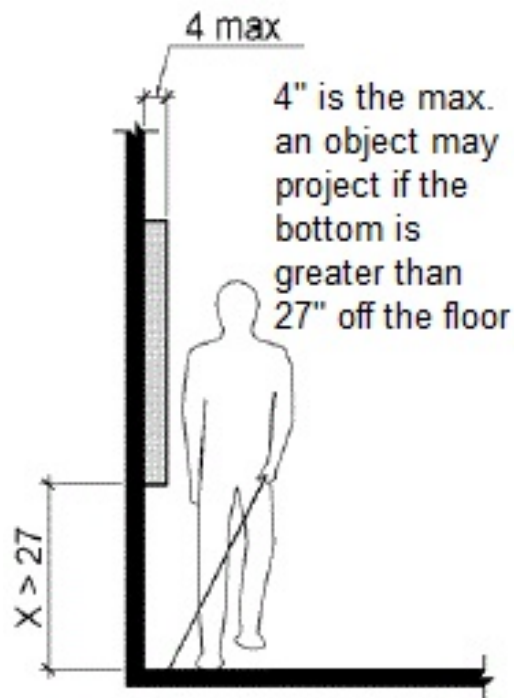
Objects with leading edges more than 27 inches (685 mm) and not more than 80 inches (2030 mm) above the finish floor or ground shall protrude 4 inches (100 mm) maximum horizontally into the circulation path.

Citation:

2010 ADAS Section: 307.2

As Built:

Trees are protruding objects.



Exterior: Trails

Lat/Long: [42.2923, -83.74609]

Finding: 3

The route contains openings greater than 1/2 inch.

Openings in floor or ground surfaces shall not allow passage of a sphere more than 1/2 inch diameter. Elongated openings shall be placed so that the long dimension is perpendicular to the dominant direction of travel.

2010 ADAS Section 302.3

Openings in floor or ground surfaces shall not allow passage of a sphere more than 1/2 inch (13 mm) diameter except as allowed in 407.4.3, 409.4.3, 410.4, 810.5.3 and 810.10. Elongated openings shall be placed so that the long dimension is perpendicular to the dominant direction of travel.

Citation:

2010 ADAS Section: 302.3

As Built:

Asphalt surface has openings.



Exterior: Trails

Lat/Long: [42.29311, -83.74689]

Finding: 4

The walkway contains abrupt vertical edges and/or variations over a 1/2 inch.

1/4 inch is the maximum vertical rise. Changes in level between 1/4 inch and 1/2 inch must be beveled at 1:2 or less.

Changes in level greater than 1/2 inch must be by way of a ramp.

2010 ADAS Section 303.3

Changes in level between 1/4 inch (6.4 mm) high minimum and 1/2 inch (13 mm) high maximum shall be beveled with a slope not steeper than 1:2.

2010 ADAS Section 303.2

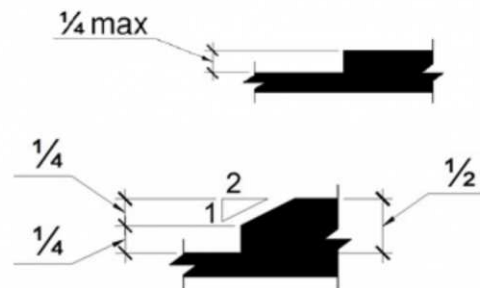
Changes in level of 1/4 inch (6.4 mm) high maximum shall be permitted to be vertical.

Citation:

2010 ADAS Section: 303.3, 303.2

As Built:

At the asphalt trail and wood bridge, there is a change in elevation.



Exterior: Trails

Lat/Long: [42.29478, -83.74629]

Finding: 5

The accessible route of travel on the walk or sidewalk has cross slopes greater than 2%.

Cross slopes shall not exceed one unit vertical in 48 units horizontal (2-percent slope).

2010 ADAS Section 403.3

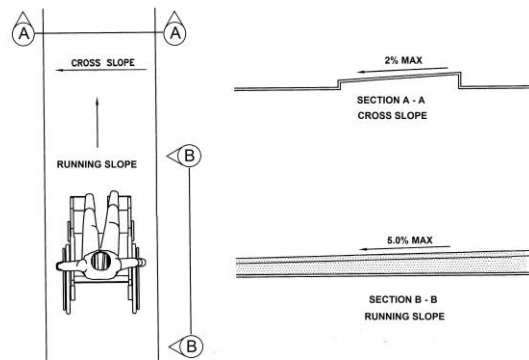
The running slope of walking surfaces shall not be steeper than 1:20. The cross slope of walking surfaces shall not be steeper than 1:48.

Citation:

2010 ADAS Section: 403.3

As Built:

Asphalt trail



Exterior: Trails

Lat/Long: [42.29218, -83.7445]

Finding: 6

The walkway contains abrupt vertical edges and/or variations over a 1/2 inch.

1/4 inch is the maximum vertical rise. Changes in level between 1/4 inch and 1/2 inch must be beveled at 1:2 or less.

Changes in level greater than 1/2 inch must be by way of a ramp.

2010 ADAS Section 303.3

Changes in level between 1/4 inch (6.4 mm) high minimum and 1/2 inch (13 mm) high maximum shall be beveled with a slope not steeper than 1:2.

2010 ADAS Section 303.2

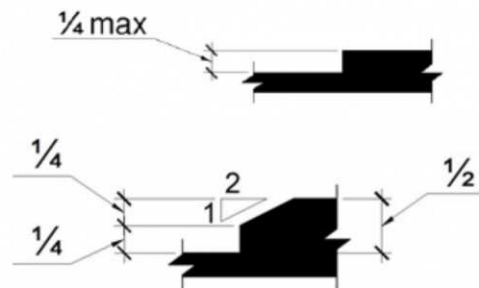
Changes in level of 1/4 inch (6.4 mm) high maximum shall be permitted to be vertical.

Citation:

2010 ADAS Section: 303.3, 303.2

As Built:

Wood bridge at parking lot has changes in level.



Exterior: Picnic Area

Lat/Long: [42.29354, -83.74602]

Finding: 7

There are no accessible tables.

At least 5% of each type in each functional area of dining surfaces must be accessible and must be dispersed throughout the space or facility containing dining surfaces. An accessible table must be on an accessible route (36 inches minimum) and have knee and toe spaces at least 27 inches high, 30 inches wide and 17 inches deep. The tops of tables and counters shall be 28 inches to 34 inches from the floor or ground.

2010 ADAS Section 226.1

Where dining surfaces are provided for the consumption of food or drink, at least 5 percent of the seating spaces and standing spaces at the dining surfaces shall comply with 902. In addition, where work surfaces are provided for use by other than employees, at least 5 percent shall comply with 902.

Citation:

2010 ADAS Section: 226.1

As Built:

Bench with non-compliant seating and No accessible route.



Exterior: Men's Restroom

Lat/Long: [42.29193, -83.74428]

Finding: 8

The toilet is not located within the range allowed from the side wall or partition.

The centerline of the toilet must be 16 to 18 inches from the side wall.

2010 ADAS Section 604.2

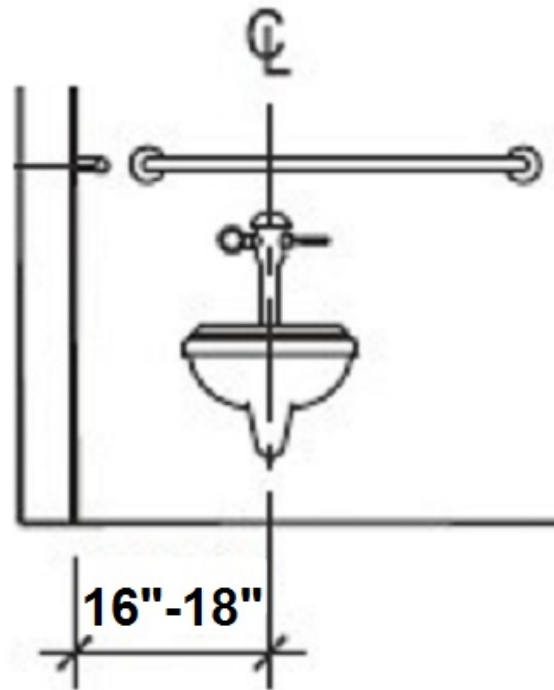

The water closet shall be positioned with a wall or partition to the rear and to one side. The centerline of the water closet shall be 16 inches (405 mm) minimum to 18 inches (455 mm) maximum from the side wall or partition, except that the water closet shall be 17 inches (430 mm) minimum and 19 inches (485 mm) maximum from the side wall or partition in the ambulatory accessible toilet compartment specified in 604.8.2. Water closets shall be arranged for a left-hand or right-hand approach.

Citation:

2010 ADAS Section: 604.2

As Built:

Water closet is centered at 19 inches



Exterior: Men's Restroom

Lat/Long: [42.29193, -83.74428]

Finding: 9

The toilet paper is not installed within the compliant range.

Toilet paper dispensers shall be 7 inches minimum and 9 inches maximum in front of the water closet measured to the centerline of the dispenser. The outlet of the dispenser shall be 15 inches minimum and 48 inches maximum above the finish floor and shall not be located behind grab bars. Dispensers shall not be of a type that controls delivery or that does not allow continuous paper flow. There shall be a clearance of 1 1/2 inches minimum below the grab bar.

2010 ADAS Section 604.7

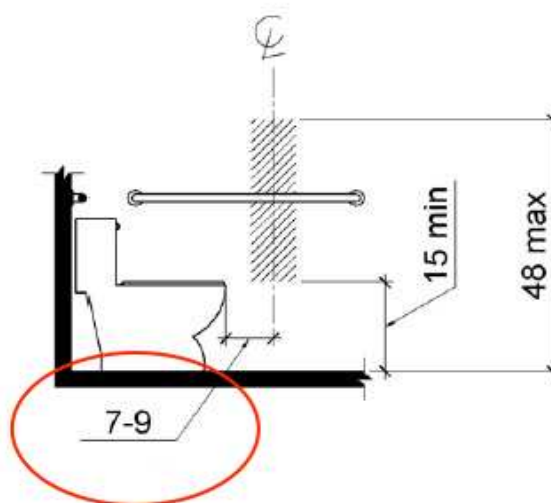

Toilet paper dispensers shall comply with 309.4 and shall be 7 inches (180 mm) minimum and 9 inches (230 mm) maximum in front of the water closet measured to the centerline of the dispenser. The outlet of the dispenser shall be 15 inches (380 mm) minimum and 48 inches (1220 mm) maximum above the finish floor and shall not be located behind grab bars. Dispensers shall not be of a type that controls delivery or that does not allow continuous paper flow.

Citation:

2010 ADAS Section: 604.7

As Built:

Dispenser is 12 inches in front of toilet



Exterior: Men's Restroom

Lat/Long: [42.29193, -83.74428]

Finding: 10

The coat hook is installed greater than 48 inches above the finished floor.

Where a forward reach is unobstructed, the high forward reach shall be 48 inches maximum above the finished floor.

2010 ADAS Section 308.2.1

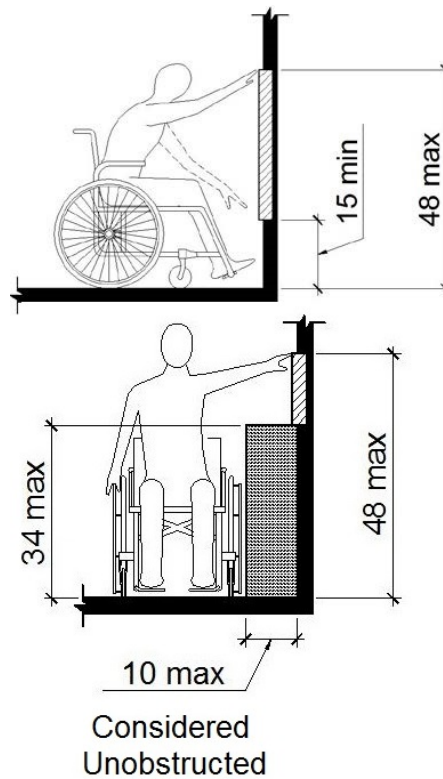
Where a forward reach is unobstructed, the high forward reach shall be 48 inches (1220 mm) maximum and the low forward reach shall be 15 inches (380 mm) minimum above the finish floor or ground.

Citation:

2010 ADAS Section: 308.2.1

As Built:

Coat hook is 54 inches high



Exterior: Men's Restroom

Lat/Long: [42.29718, -83.73445]

Finding: 11

The dispenser projects more than 4 inches into the circulation path.

Wall-mounted objects that have leading edges between 27 inches and 80 inches from the floor must not project more than 4 inches into the circulation path. Protruding objects that extend to the floor or within 27 inches of the floor are cane detectable and are therefore not hazardous. Where it is necessary or desirable to have objects protrude from the wall, a manner of cane detection must be provided.

2010 ADAS Section 307.2

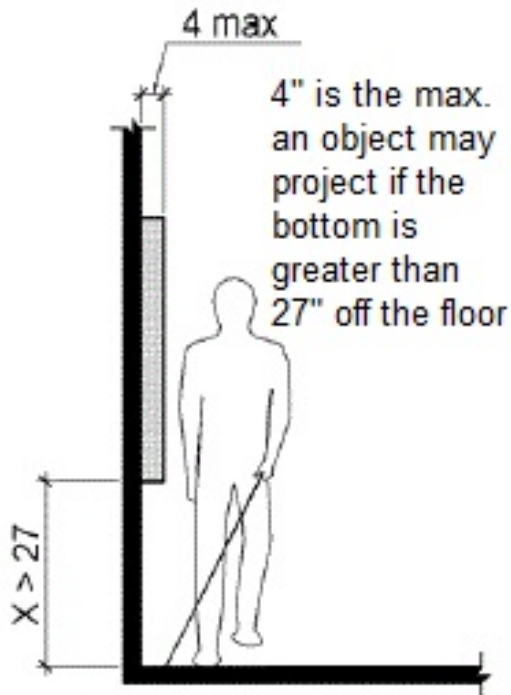
Objects with leading edges more than 27 inches (685 mm) and not more than 80 inches (2030 mm) above the finish floor or ground shall protrude 4 inches (100 mm) maximum horizontally into the circulation path.

Citation:

2010 ADAS Section: 307.2

As Built:

6"



Concessions Area: Concessions

Lat/Long: [42.2923, -83.74476]

Finding: 12

The counter projects more than 4 inches into the circulation path.

Wall-mounted objects that have leading edges between 27 inches and 80 inches from the floor must not project more than 4 inches into the circulation path. Protruding objects that extend to the floor or within 27 inches of the floor are cane detectable and are therefore not hazardous. Where it is necessary or desirable to have objects protrude from the wall, a manner of cane detection must be provided.

2010 ADAS Section 307.2

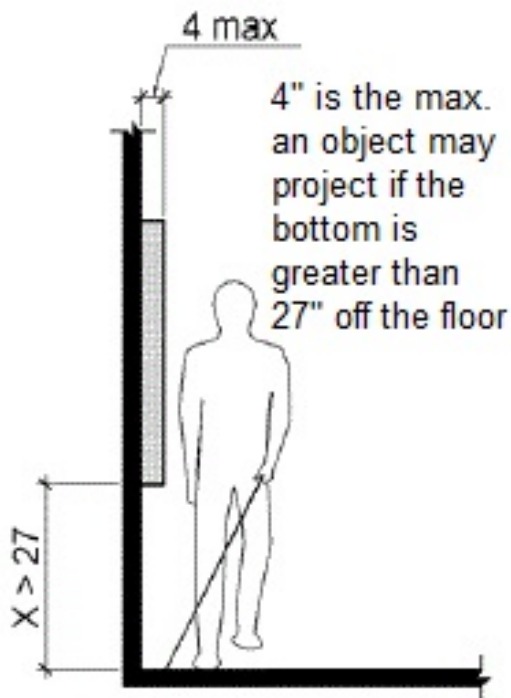
Objects with leading edges more than 27 inches (685 mm) and not more than 80 inches (2030 mm) above the finish floor or ground shall protrude 4 inches (100 mm) maximum horizontally into the circulation path.

Citation:

2010 ADAS Section: 307.2

As Built:

The counter facing the gazebo is a protruding objects.



Finding #12 Additional Finding Photos



Concessions Area: Concessions

Lat/Long: [42.29156, -83.74529]

Finding: 13

The threshold is greater than 1/2 inch high.

The threshold at a doorway shall be no higher than 1/2 inch. Changes in level between 1/4 inch and 1/2 inch must be beveled at 1:2 or less. 1/4 inch is the maximum vertical rise.

2010 ADAS Section 404.2.5

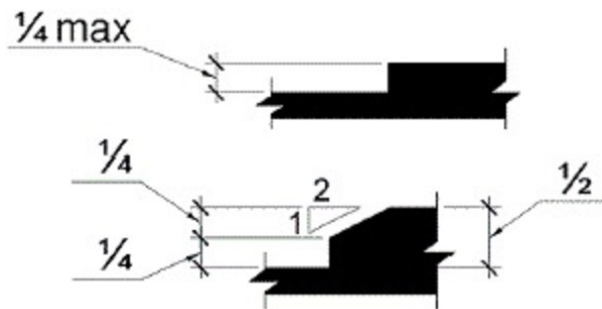
Thresholds, if provided at doorways, shall be 1/2 inch (13 mm) high maximum. Raised thresholds and changes in level at doorways shall comply with 302 and 303.

Citation:

2010 ADAS Section: 404.2.5

As Built:

The double doors to the wooden deck have a threshold at 2 inches high.



Concessions Area: Concessions

Lat/Long: [42.29051, -83.74629]

Finding: 14

Neither leaf of the doorway provides at least 32 inches between the face of the door and the opposite stop.

At least one of the active leaves of doorways with two leaves shall comply with clear width and maneuvering clearance.

Door openings shall provide a clear width of 32 inches minimum. Clear openings of doorways with swinging doors shall be measured between the face of the door and the stop, with the door open 90 degrees.

2010 ADAS Section 404.2.3

Door openings shall provide a clear width of 32 inches (815 mm) minimum. Clear openings of doorways with swinging doors shall be measured between the face of the door and the stop, with the door open 90 degrees. Openings more than 24 inches (610 mm) deep shall provide a clear opening of 36 inches (915 mm) minimum. There shall be no projections into the required clear opening width lower than 34 inches (865 mm) above the finish floor or ground. Projections into the clear opening width between 34 inches (865 mm) and 80 inches (2030 mm) above the finish floor or ground shall not exceed 4 inches (100 mm).

2010 ADAS Section 404.2.2

At least one of the active leaves of doorways with two leaves shall comply with 404.2.3 and 404.2.4.

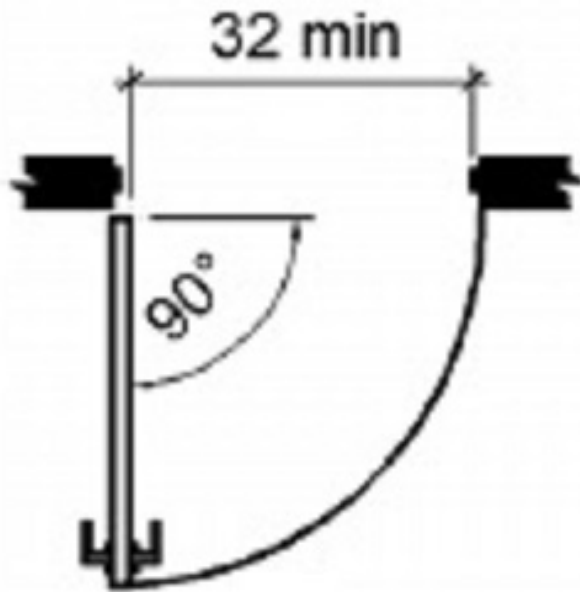
Citation:

2010 ADAS Section: 404.2.3, 404.2.2

As Built:

The double doors to the wooden deck do not provide the clear width for a single leaf.

Finding #14 Continued



Hinged Door or Gate

Family Restroom

Lat/Long: [42.29274, -83.74333]

Finding: 15

The back support on the bench does not meet minimum length requirements.

The bench shall provide for back support that is 42 inches long minimum. Seats shall be 20 inches deep minimum and 24 inches deep maximum.

2010 ADAS Section 903.4


The bench shall provide for back support or shall be affixed to a wall. Back support shall be 42 inches (1065 mm) long minimum and shall extend from a point 2 inches (51 mm) maximum above the seat surface to a point 18 inches (455 mm) minimum above the seat surface. Back support shall be 2 1/2 inches (64 mm) maximum from the rear edge of the seat measured horizontally.

Citation:

2010 ADAS Section: 903.4

As Built:

Bench is 15x25 inches



Family Restroom

Lat/Long: [42.29121, -83.74477]

Finding: 16

The hygiene dispenser projects more than 4 inches into the circulation path.

Wall-mounted objects that have leading edges between 27 inches and 80 inches from the floor must not project more than 4 inches into the circulation path. Protruding objects that extend to the floor or within 27 inches of the floor are cane detectable and are therefore not hazardous. Where it is necessary or desirable to have objects protrude from the wall, a manner of cane detection must be provided.

2010 ADAS Section 307.2

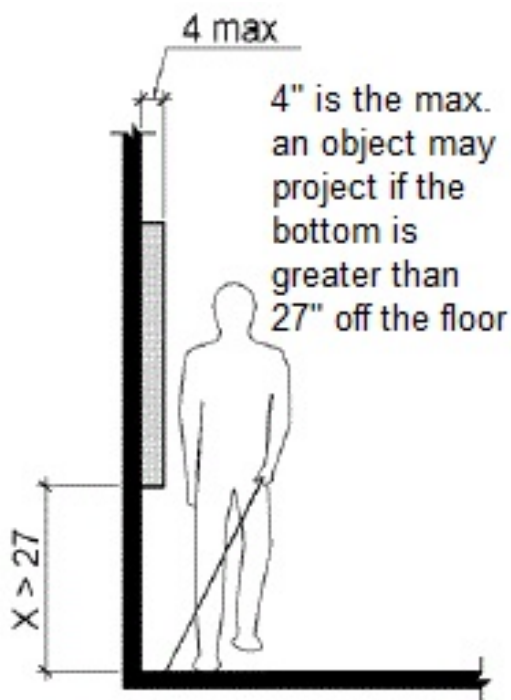
Objects with leading edges more than 27 inches (685 mm) and not more than 80 inches (2030 mm) above the finish floor or ground shall protrude 4 inches (100 mm) maximum horizontally into the circulation path.

Citation:

2010 ADAS Section: 307.2

As Built:

N/A



Family Restroom

Lat/Long: [42.29121, -83.74477]

Finding: 17

The flush handle is located on the wrong side of the toilet.

Controls shall be operable with one hand and shall not require tight grasping, pinching or twisting. Controls for the flush valves shall be mounted on the wide side of toilet areas, no more than 48 inches above the floor.

2010 ADAS Section 604.6

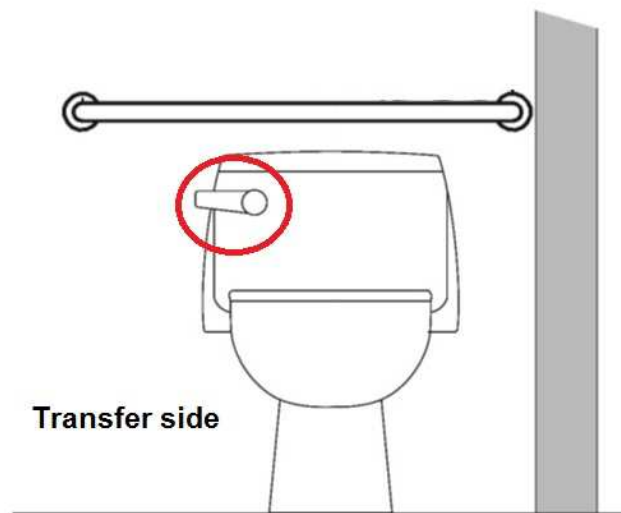
Flush controls shall be hand operated or automatic. Hand operated flush controls shall comply with 309. Flush controls shall be located on the open side of the water closet except in ambulatory accessible compartments complying with 604.8.2.

Citation:

2010 ADAS Section: 604.6

As Built:

N/A



Women's Restroom

Lat/Long: [42.29192, -83.74437]

Finding: 18

The hygiene dispenser projects more than 4 inches into the circulation path.

Wall-mounted objects that have leading edges between 27 inches and 80 inches from the floor must not project more than 4 inches into the circulation path. Protruding objects that extend to the floor or within 27 inches of the floor are cane detectable and are therefore not hazardous. Where it is necessary or desirable to have objects protrude from the wall, a manner of cane detection must be provided.

2010 ADAS Section 307.2

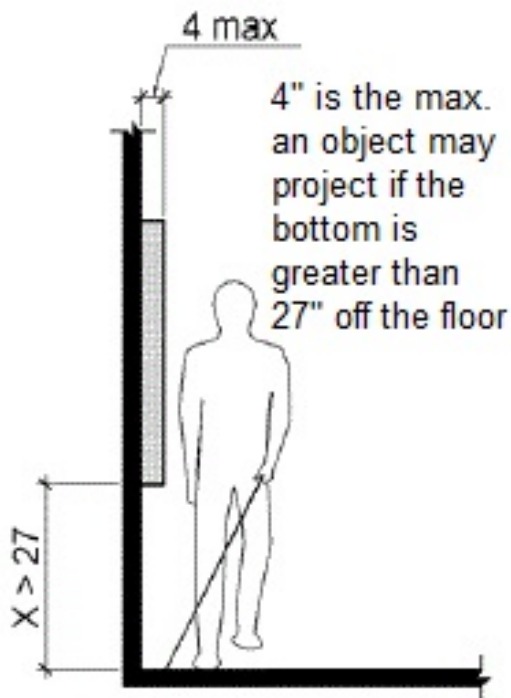
Objects with leading edges more than 27 inches (685 mm) and not more than 80 inches (2030 mm) above the finish floor or ground shall protrude 4 inches (100 mm) maximum horizontally into the circulation path.

Citation:

2010 ADAS Section: 307.2

As Built:

N/A



Site Accessibility Evaluation



Bader Park
2889 Provincial Dr
Burns Park, MI 48104
ADA Only
Inspection Date: 05/23/2022
Inspectors: Aileen Dryden, Arturo Pinero

Prepared By



(512) 410 - 7059

alturalp.com

Report Date: 11/15/2022



DNR Accessibility Grading System for Parks and Recreation Facilities

Accessibility Grade

Definition

1

None of the facilities meet accessibility guidelines

2

Some facilities meet accessibility guidelines

3

Most facilities meet accessibility guidelines

4

The entire park meets accessibility guidelines

5

The entire park was developed using the principles of universal design

Trail System: Trail

Lat/Long: [42.26436, -83.70361]

Finding: 1

The accessible route on the site has running slopes greater than 5 percent and has not been constructed as a ramp (i.e. handrails, edge protection, etc.).

When the slope in the direction of travel of any walk exceeds 1 unit vertical in 20 units horizontal (5-percent slope), it must be constructed as a ramp. Surface cross slopes must not exceed one unit vertical in 48 units horizontal (2-percent slope).

2010 ADAS Section 403.3

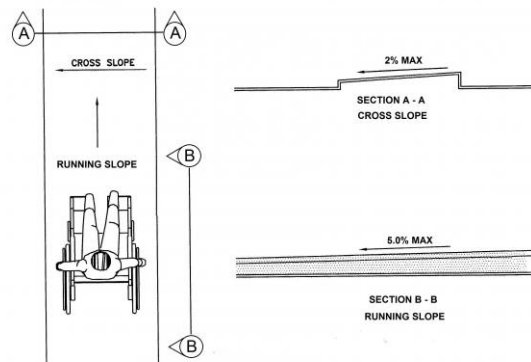
The running slope of walking surfaces shall not be steeper than 1:20. The cross slope of walking surfaces shall not be steeper than 1:48.

Citation:

2010 ADAS Section: 403.3

As Built:

N/A



Finding #1 Additional Finding Photos



Trail System: Trail

Lat/Long: [42.26344, -83.70358]

Finding: 2 - Trail To Basketball

The accessible path of travel has cross slopes greater than 2%.

Surface cross slopes shall not exceed one unit vertical in 48 units horizontal (2-percent slope). When the slope in the direction of travel of any walk exceeds 1 unit vertical in 20 units horizontal (5-percent slope), it must be constructed as a ramp.

2010 ADAS Section 403.3

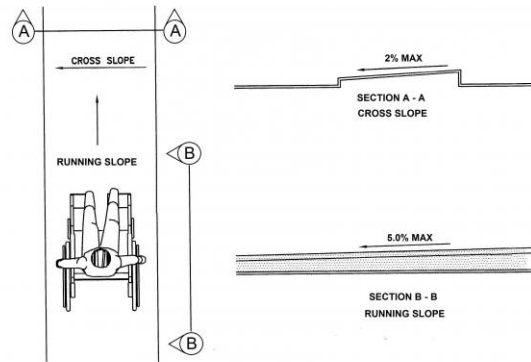
The running slope of walking surfaces shall not be steeper than 1:20. The cross slope of walking surfaces shall not be steeper than 1:48.

Citation:

2010 ADAS Section: 403.3

As Built:

Asphalt surface



Finding #2 Additional Finding Photos



Trail System: Trail

Lat/Long: [42.26322, -83.70372]

Finding: 3 - Trail Court Tie In

The route contains openings greater than 1/2 inch.

Openings in floor or ground surfaces shall not allow passage of a sphere more than 1/2 inch diameter. Elongated openings shall be placed so that the long dimension is perpendicular to the dominant direction of travel.

2010 ADAS Section 302.3

Openings in floor or ground surfaces shall not allow passage of a sphere more than 1/2 inch (13 mm) diameter except as allowed in 407.4.3, 409.4.3, 410.4, 810.5.3 and 810.10. Elongated openings shall be placed so that the long dimension is perpendicular to the dominant direction of travel.

Citation:

2010 ADAS Section: 302.3

As Built:

N/A



Green Space: Grill

Lat/Long: [42.26278, -83.70397]

Finding: 4 - Route

The accessible route contains loose gravel and/or surface materials that do not provide for a stable, firm slip resistant surface.

Floor and ground surfaces shall be stable, firm, and slip resistant.

2010 ADAS Section 302.1

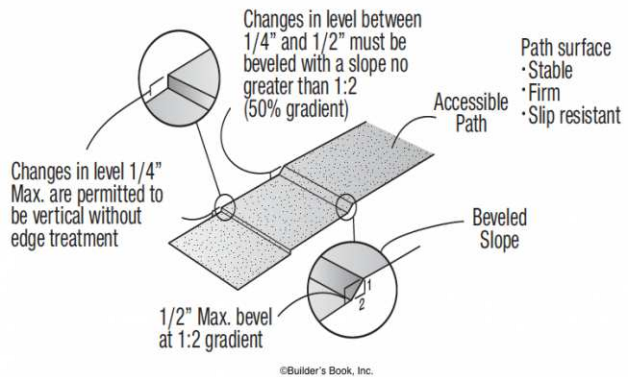
Floor and ground surfaces shall be stable, firm, and slip resistant and shall comply with 302.

Citation:

2010 ADAS Section: 302.1

As Built:

Surface is grass



Green Space: Grill

Lat/Long: [42.26348, -83.70314]

Finding: 5 - Route

The accessible route contains loose gravel and/or surface materials that do not provide for a stable, firm slip resistant surface.

Floor and ground surfaces shall be stable, firm, and slip resistant.

2010 ADAS Section 302.1

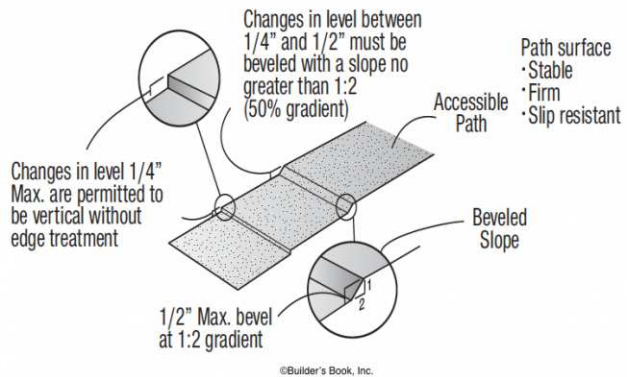
Floor and ground surfaces shall be stable, firm, and slip resistant and shall comply with 302.

Citation:

2010 ADAS Section: 302.1

As Built:

Surface is grass



Play Area: Swings

Lat/Long: [42.26308, -83.70445]

Finding: 6 - Swings route

The walkway contains abrupt vertical edges and/or variations over a 1/2 inch.

1/4 inch is the maximum vertical rise. Changes in level between 1/4 inch and 1/2 inch must be beveled at 1:2 or less.

Changes in level greater than 1/2 inch must be by way of a ramp.

2010 ADAS Section 303.3

Changes in level between 1/4 inch (6.4 mm) high minimum and 1/2 inch (13 mm) high maximum shall be beveled with a slope not steeper than 1:2.

2010 ADAS Section 303.2

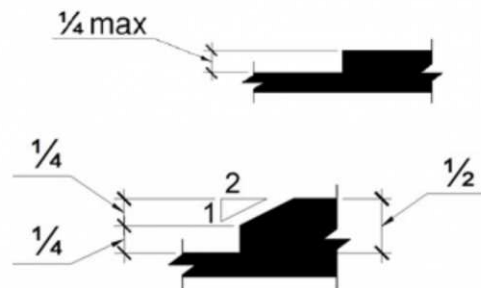
Changes in level of 1/4 inch (6.4 mm) high maximum shall be permitted to be vertical.

Citation:

2010 ADAS Section: 303.3, 303.2

As Built:

N/A



Play Area: Swing

Lat/Long: [42.26366, -83.70373]

Finding: 7 - Swing Surface

Compliance with ASTM F1951 for accessibility for ground surfaces on accessible routes, clear floor or ground spaces, and turning spaces has not been determined.

Ground surfaces shall comply with ASTM F 1951. Ground surfaces shall be inspected and maintained regularly and frequently to ensure continued compliance with ASTM F 1951.

2010 ADAS Section 1008.2.6.1

Ground surfaces shall comply with ASTM F 1951 (incorporated by reference, see "Referenced Standards" in Chapter 1). Ground surfaces shall be inspected and maintained regularly and frequently to ensure continued compliance with ASTM F 1951.

Citation:

2010 ADAS Section: 1008.2.6.1

As Built:

N/A



Play Area: Playground

Lat/Long: [42.26343, -83.70368]

Finding: 8

Compliance with ASTM F1951 for accessibility for ground surfaces on accessible routes, clear floor or ground spaces, and turning spaces has not been determined.

Ground surfaces shall comply with ASTM F 1951. Ground surfaces shall be inspected and maintained regularly and frequently to ensure continued compliance with ASTM F 1951.

2010 ADAS Section 1008.2.6.1

Ground surfaces shall comply with ASTM F 1951 (incorporated by reference, see "Referenced Standards" in Chapter 1). Ground surfaces shall be inspected and maintained regularly and frequently to ensure continued compliance with ASTM F 1951.

Citation:

2010 ADAS Section: 1008.2.6.1

As Built:

N/A



Finding #8 Additional Finding Photos



Play Area: Playground

Lat/Long: [42.26367, -83.70397]

Finding: 9

Compliance with ASTM F1951 for accessibility for ground surfaces on accessible routes, clear floor or ground spaces, and turning spaces has not been determined.

Ground surfaces shall comply with ASTM F 1951. Ground surfaces shall be inspected and maintained regularly and frequently to ensure continued compliance with ASTM F 1951.

2010 ADAS Section 1008.2.6.1

Ground surfaces shall comply with ASTM F 1951 (incorporated by reference, see "Referenced Standards" in Chapter 1). Ground surfaces shall be inspected and maintained regularly and frequently to ensure continued compliance with ASTM F 1951.

Citation:

2010 ADAS Section: 1008.2.6.1

As Built:

Sand



Play Area: Playground

Lat/Long: [42.26325, -83.70414]

Finding: 10

There is no accessible route to the element.

At least one accessible route shall connect accessible buildings, accessible facilities, accessible elements, and accessible spaces that are on the same site.

2010 ADAS Section 206.2.2

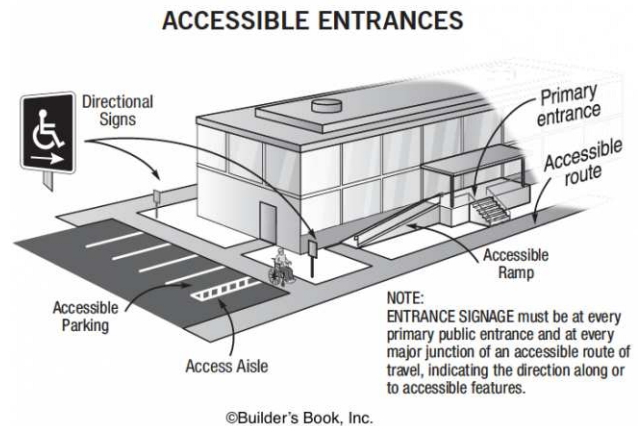
At least one accessible route shall connect accessible buildings, accessible facilities, accessible elements, and accessible spaces that are on the same site.

Citation:

2010 ADAS Section: 206.2.2

As Built:

N/A



Play Area: Playground

Lat/Long: [42.26294, -83.70423]

Finding: 11

The clear width of the accessible route connecting the elevated play components is not wide enough.

The clear width of accessible routes connecting elevated play components shall be 36 inches minimum.

2010 ADAS Section 1008.2.4.2

The clear width of accessible routes connecting elevated play components shall be 36 inches (915 mm) minimum.

Citation:

2010 ADAS Section: 1008.2.4.2

As Built:

N/A



Finding #11 Additional Finding Photos



Play Area: Large Playground

Lat/Long: [42.26339, -83.70392]

Finding: 12 - Tire Swing

The entry point or seat is not within the compliant range above the ground.

Were play components require transfer to entry points or seats, the entry points or seats shall be 11 inches minimum and 24 inches maximum from the clear floor or ground space.

2010 ADAS Section 1008.4.4

Where play components require transfer to entry points or seats, the entry points or seats shall be 11 inches (280 mm) minimum and 24 inches (610 mm) maximum from the clear floor or ground space.

Citation:

2010 ADAS Section: 1008.4.4

As Built:

N/A



Site Accessibility Evaluation



**Bandemer Park
1352 Lake Shore Dr
Ann Arbor, MI 48104
ADA Only**

Inspection Date: 05/23/2022

Inspectors: Aileen Dryden, Arturo Pinero, Jesus Lardizabal, Juvelyn Owen, Olaf Brunjes

Prepared By



(512) 410 - 7059

alturalp.com

Report Date: 06/01/2023



Parking: Parking Lot

Lat/Long: [42.29401, -83.74682]

Finding: 1

The access aisle is missing at the accessible parking stall.

Access aisles serving parking spaces shall adjoin an accessible route. Two parking spaces shall be permitted to share a common access aisle.

2010 ADAS Section 502.2

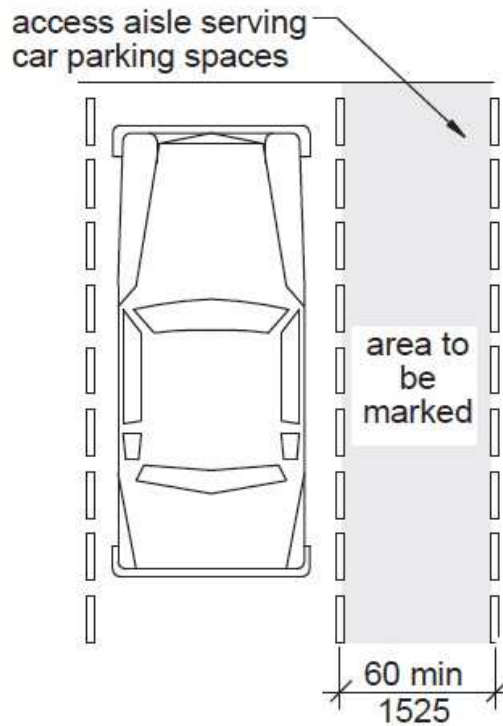
Car parking spaces shall be 96 inches (2440 mm) wide minimum and van parking spaces shall be 132 inches (3350 mm) wide minimum, shall be marked to define the width, and shall have an adjacent access aisle complying with 502.3.

Citation:

2010 ADAS Section: 502.2

As Built:

No markings for access aisle or parking



Parking: Parking Lot

Lat/Long: [42.30795, -83.74156]

Finding: 2

The access aisle is missing at the accessible parking stall.

Access aisles serving parking spaces shall adjoin an accessible route. Two parking spaces shall be permitted to share a common access aisle.

2010 ADAS Section 502.2

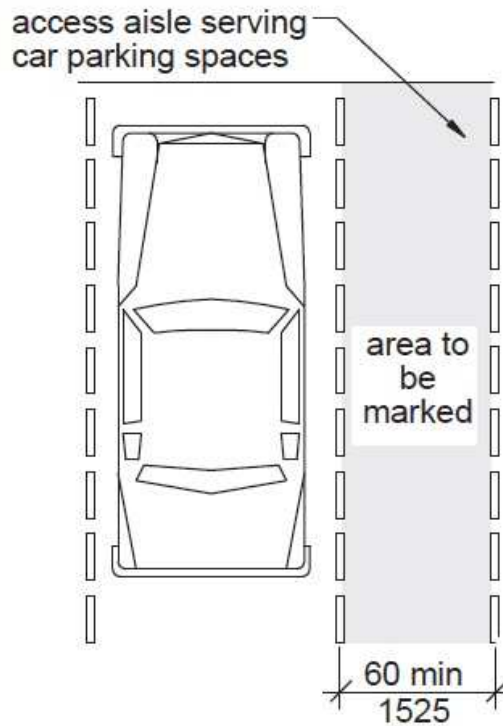
Car parking spaces shall be 96 inches (2440 mm) wide minimum and van parking spaces shall be 132 inches (3350 mm) wide minimum, shall be marked to define the width, and shall have an adjacent access aisle complying with 502.3.

Citation:

2010 ADAS Section: 502.2

As Built:

No markings for access aisle or parking



Parking: Parking Lot

Lat/Long: [42.30109, -83.7449]

Finding: 3

The van stall is missing a sign identifying it as a van accessible stall.

Parking space identification signs shall include the International Symbol of Accessibility. Signs identifying van parking spaces shall contain the designation "van accessible."

2010 ADAS Section 502.6

Parking space identification signs shall include the International Symbol of Accessibility complying with 703.7.2.1. Signs identifying van parking spaces shall contain the designation "van accessible." Signs shall be 60 inches (1525 mm) minimum above the finish floor or ground surface measured to the bottom of the sign.

Citation:

2010 ADAS Section: 502.6

As Built:

No markings for van stall



Parking: Parking Lot

Lat/Long: [42.30795, -83.74156]

Finding: 4

The van stall is missing a sign identifying it as a van accessible stall.

Parking space identification signs shall include the International Symbol of Accessibility. Signs identifying van parking spaces shall contain the designation "van accessible."

2010 ADAS Section 502.6


Parking space identification signs shall include the International Symbol of Accessibility complying with 703.7.2.1. Signs identifying van parking spaces shall contain the designation "van accessible." Signs shall be 60 inches (1525 mm) minimum above the finish floor or ground surface measured to the bottom of the sign.

Citation:

2010 ADAS Section: 502.6

As Built:

No markings for van stall



Trail System: Trail

Lat/Long: [42.29327, -83.74621]

Finding: 5 - 3 picnic tables and a grill

There is no accessible route to the accessible element.

At least one accessible route shall connect accessible buildings, accessible facilities, accessible elements, and accessible spaces that are on the same site.

2010 ADAS Section 206.2.2

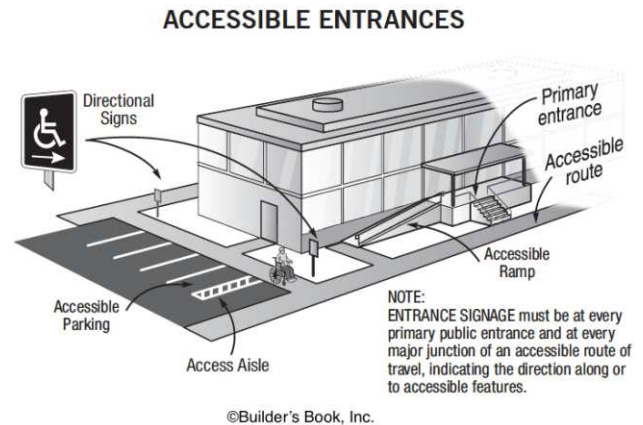
At least one accessible route shall connect accessible buildings, accessible facilities, accessible elements, and accessible spaces that are on the same site.

Citation:

2010 ADAS Section: 206.2.2

As Built:

No route to 3 picnic tables and a grill



Green Space: Picnic Area

Lat/Long: [42.29627, -83.74436]

Finding: 6

There are no accessible tables.

At least 5% of each type in each functional area of dining surfaces must be accessible and must be dispersed throughout the space or facility containing dining surfaces. An accessible table must be on an accessible route (36 inches minimum) and have knee and toe spaces at least 27 inches high, 30 inches wide and 17 inches deep. The tops of tables and counters shall be 28 inches to 34 inches from the floor or ground.

2010 ADAS Section 226.1

Where dining surfaces are provided for the consumption of food or drink, at least 5 percent of the seating spaces and standing spaces at the dining surfaces shall comply with 902. In addition, where work surfaces are provided for use by other than employees, at least 5 percent shall comply with 902.

Citation:

2010 ADAS Section: 226.1

As Built:

The charging station picnic table does not have an accessible seating space



Restrooms: Unisex

Lat/Long: [42.29613, -83.74464]

Finding: 7

The hygiene dispenser projects more than 4 inches into the circulation path.

Wall-mounted objects that have leading edges between 27 inches and 80 inches from the floor must not project more than 4 inches into the circulation path. Protruding objects that extend to the floor or within 27 inches of the floor are cane detectable and are therefore not hazardous. Where it is necessary or desirable to have objects protrude from the wall, a manner of cane detection must be provided.

2010 ADAS Section 307.2

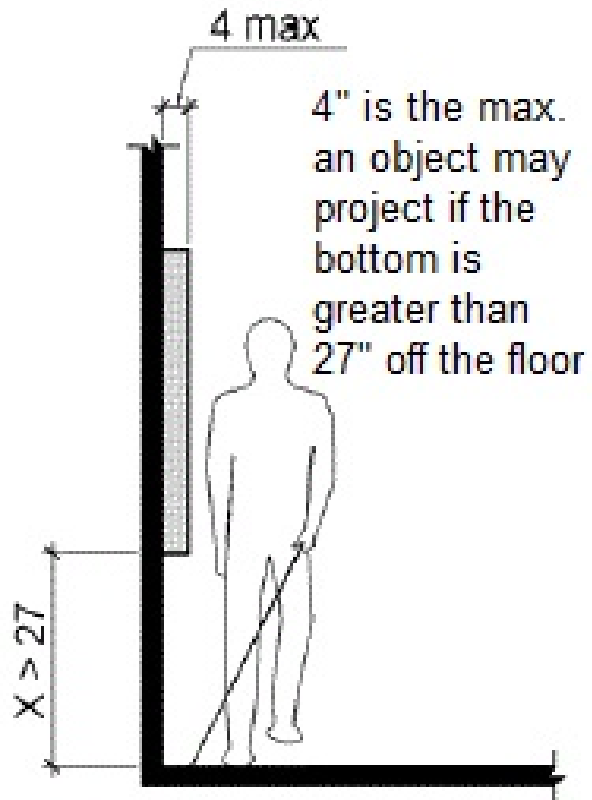
Objects with leading edges more than 27 inches (685 mm) and not more than 80 inches (2030 mm) above the finish floor or ground shall protrude 4 inches (100 mm) maximum horizontally into the circulation path.

Citation:

2010 ADAS Section: 307.2

As Built:

N/A



Restrooms: Unisex

Lat/Long: [42.30142, -83.74491]

Finding: 8

The hygiene dispenser projects more than 4 inches into the circulation path.

Wall-mounted objects that have leading edges between 27 inches and 80 inches from the floor must not project more than 4 inches into the circulation path. Protruding objects that extend to the floor or within 27 inches of the floor are cane detectable and are therefore not hazardous. Where it is necessary or desirable to have objects protrude from the wall, a manner of cane detection must be provided.

2010 ADAS Section 307.2

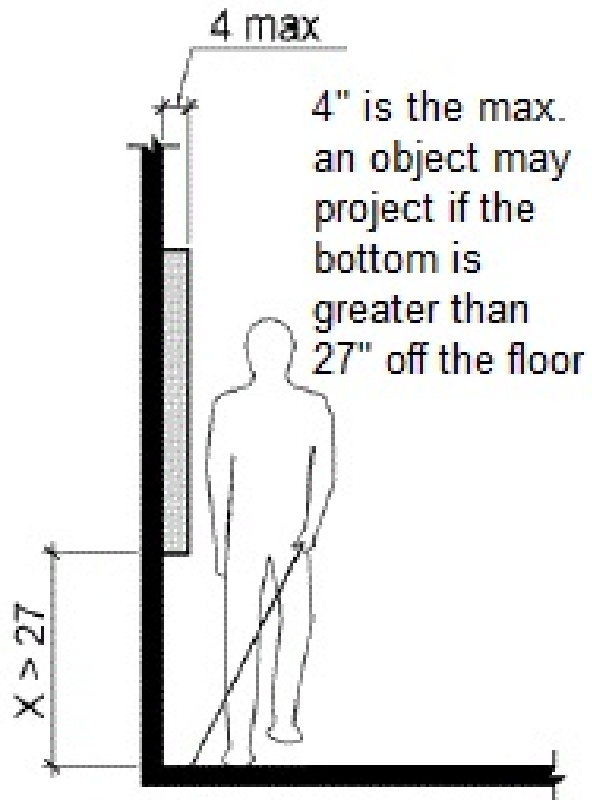
Objects with leading edges more than 27 inches (685 mm) and not more than 80 inches (2030 mm) above the finish floor or ground shall protrude 4 inches (100 mm) maximum horizontally into the circulation path.

Citation:

2010 ADAS Section: 307.2

As Built:

N/A



Site Accessibility Evaluation



**Barton Nature Area
1010 W Huron
Ann Arbor, MI 48104
ADA Only**

Inspection Date: 07/11/2022

Inspectors: Aileen Dryden, Arturo Pinero, Jesus Lardizabal, Juvelyn Owen, Olaf Brunjes

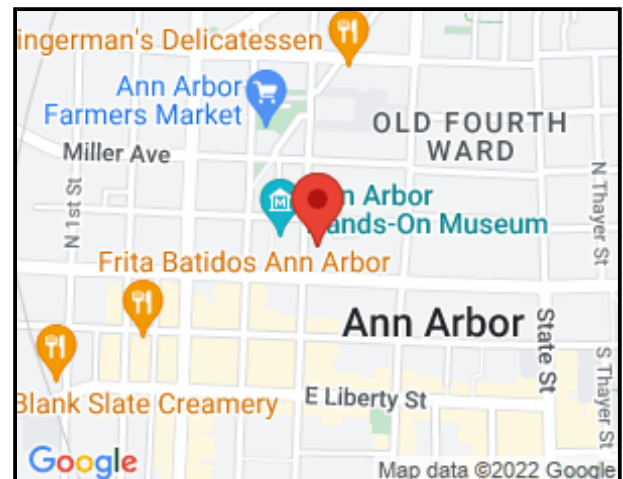
Prepared By



(512) 410 - 7059

alturalp.com

Report Date: 11/15/2022



DNR Accessibility Grading System for Parks and Recreation Facilities

Accessibility Grade

Definition

1

None of the facilities meet accessibility guidelines

2

Some facilities meet accessibility guidelines

3

Most facilities meet accessibility guidelines

4

The entire park meets accessibility guidelines

5

The entire park was developed using the principles of universal design

Parking: Parking Lot

Lat/Long: [42.30865, -83.75671]

Finding: 1

There are not enough accessible stalls.

There are no accessible parking stalls including designated for a van.

There should be a minimum of 2 accessible parking stalls including a minimum of 1 van accessible stalls.

2010 ADAS Section 208.2

Parking spaces complying with 502 shall be provided in accordance with Table 208.2 except as required by 208.2.1, 208.2.2, and 208.2.3. Where more than one parking facility is provided on a site, the number of accessible spaces provided on the site shall be calculated according to the number of spaces required for each parking facility.

Citation:

2010 ADAS Section: 208.2

As Built:

No accessible spaces are provided. Gravel parking lot



Total Number of Parking Spaces Provided in Parking Facility	Minimum Number of Required Accessible Parking Spaces
1 to 25	1
26 to 50	2
51 to 75	3
76 to 100	4
101 to 150	5
151 to 200	6
201 to 300	7
301 to 400	8
401 to 500	9
501 to 1000	2 percent of total
1001 and over	20, plus 1 for each 100, or fraction thereof, over 1000

Trail System: Trail

Lat/Long: [42.30771, -83.75555]

Finding: 2

The walkway contains abrupt vertical edges and/or variations over a 1/2 inch.

1/4 inch is the maximum vertical rise. Changes in level between 1/4 inch and 1/2 inch must be beveled at 1:2 or less.

Changes in level greater than 1/2 inch must be by way of a ramp.

2010 ADAS Section 303.3

Changes in level between 1/4 inch (6.4 mm) high minimum and 1/2 inch (13 mm) high maximum shall be beveled with a slope not steeper than 1:2.

2010 ADAS Section 303.2

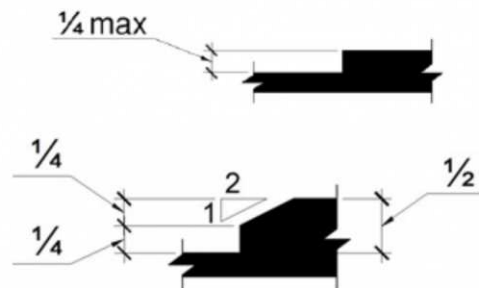
Changes in level of 1/4 inch (6.4 mm) high maximum shall be permitted to be vertical.

Citation:

2010 ADAS Section: 303.3, 303.2

As Built:

Both ends of bridge have a vertical change in level of up to 2 inches



Green Space: Picnic Area

Lat/Long: [42.30841, -83.75665]

Finding: 3

There is no accessible route to the picnic table.

At least one accessible route shall connect accessible buildings, accessible facilities, accessible elements, and accessible spaces that are on the same site.

2010 ADAS Section 206.2.2

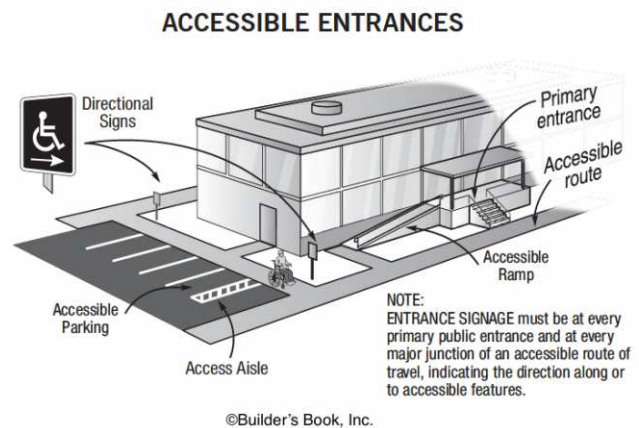
At least one accessible route shall connect accessible buildings, accessible facilities, accessible elements, and accessible spaces that are on the same site.

Citation:

2010 ADAS Section: 206.2.2

As Built:

N/A



Green Space: Picnic Area

Lat/Long: [42.30841, -83.75665]

Finding: 4

There is no accessible route to the grill.

At least one accessible route shall connect accessible buildings, accessible facilities, accessible elements, and accessible spaces that are on the same site.

2010 ADAS Section 206.2.2

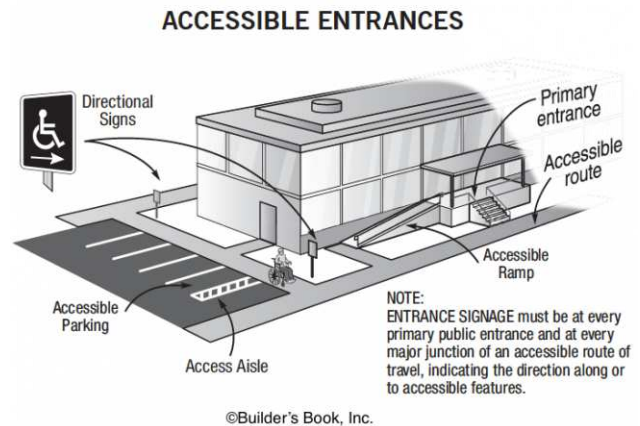
At least one accessible route shall connect accessible buildings, accessible facilities, accessible elements, and accessible spaces that are on the same site.

Citation:

2010 ADAS Section: 206.2.2

As Built:

N/A



Site Accessibility Evaluation



Baxter Park
3299 Baxter Road
Old Fourth Ward, MI 48104
ADA Only
Inspection Date: 05/23/2022
Inspectors: Aileen Dryden, Arturo Pinero

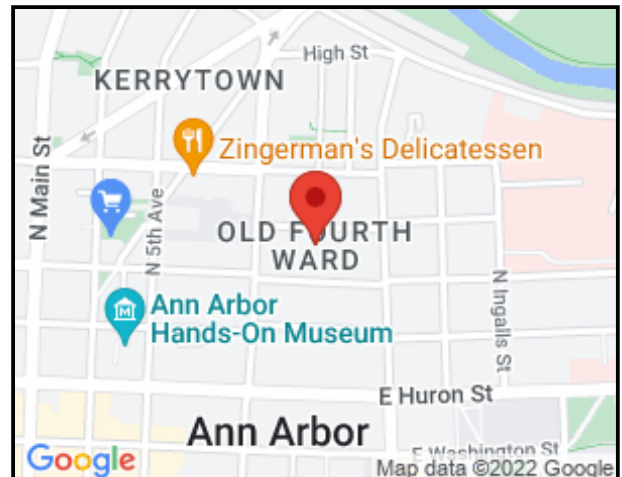
Prepared By



(512) 410 - 7059

alturalp.com

Report Date: 11/15/2022



DNR Accessibility Grading System for Parks and Recreation Facilities

Accessibility Grade

Definition

1

None of the facilities meet accessibility guidelines

2

Some facilities meet accessibility guidelines

3

Most facilities meet accessibility guidelines

4

The entire park meets accessibility guidelines

5

The entire park was developed using the principles of universal design

Trail System: Trail

Lat/Long: [42.29806, -83.69331]

Finding: 1

There is no accessible route of travel from the public way.

At least one accessible route shall be provided within the site from accessible parking spaces and accessible passenger loading zones; public streets and sidewalks; and public transportation stops to the accessible building or facility they serve.

2010 ADAS Section 206.2.1

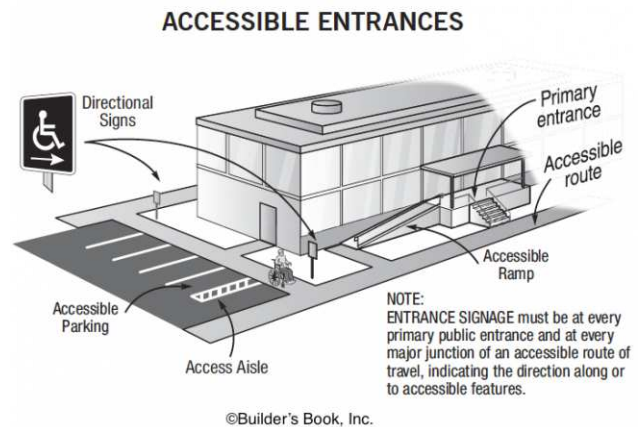
At least one accessible route shall be provided within the site from accessible parking spaces and accessible passenger loading zones; public streets and sidewalks; and public transportation stops to the accessible building or facility entrance they serve.

Citation:

2010 ADAS Section: 206.2.1

As Built:

Surface is grass and excessive slope



Trail System: Trail

Lat/Long: [42.29885, -83.69292]

Finding: 2

The walkway contains abrupt vertical edges and/or variations over a 1/2 inch.

1/4 inch is the maximum vertical rise. Changes in level between 1/4 inch and 1/2 inch must be beveled at 1:2 or less.

Changes in level greater than 1/2 inch must be by way of a ramp.

2010 ADAS Section 303.3

Changes in level between 1/4 inch (6.4 mm) high minimum and 1/2 inch (13 mm) high maximum shall be beveled with a slope not steeper than 1:2.

2010 ADAS Section 303.2

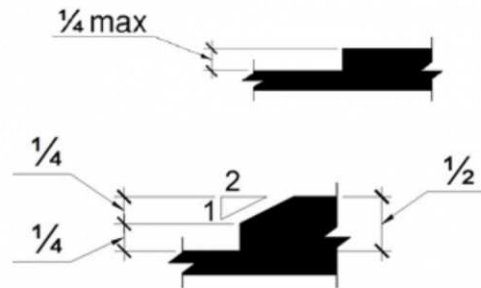
Changes in level of 1/4 inch (6.4 mm) high maximum shall be permitted to be vertical.

Citation:

2010 ADAS Section: 303.3, 303.2

As Built:

N/A



Finding #2 Additional Finding Photos



Green Space: Picnic Area

Lat/Long: [42.28357, -83.74249]

Finding: 3 - Route to picnic table

The accessible route contains loose gravel and/or surface materials that do not provide for a stable, firm slip resistant surface.

Floor and ground surfaces shall be stable, firm, and slip resistant.

2010 ADAS Section 302.1

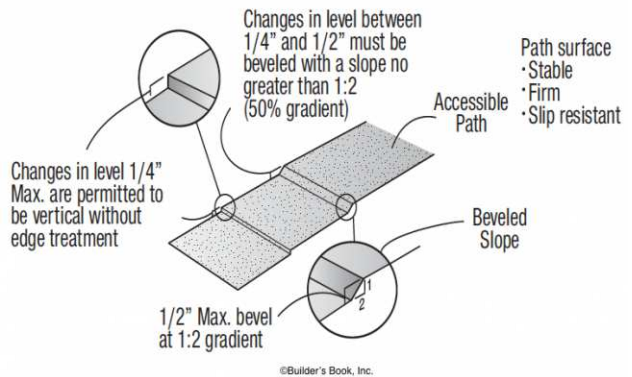
Floor and ground surfaces shall be stable, firm, and slip resistant and shall comply with 302.

Citation:

2010 ADAS Section: 302.1

As Built:

Surface is grass for 40 feet from trail



Play Area: Playground

Lat/Long: [42.29878, -83.69305]

Finding: 4

Compliance with ASTM F1951 for accessibility for ground surfaces on accessible routes, clear floor or ground spaces, and turning spaces has not been determined.

Ground surfaces shall comply with ASTM F 1951. Ground surfaces shall be inspected and maintained regularly and frequently to ensure continued compliance with ASTM F 1951.

2010 ADAS Section 1008.2.6.1

Ground surfaces shall comply with ASTM F 1951 (incorporated by reference, see "Referenced Standards" in Chapter 1). Ground surfaces shall be inspected and maintained regularly and frequently to ensure continued compliance with ASTM F 1951.

Citation:

2010 ADAS Section: 1008.2.6.1

As Built:

N/A



Finding #4 Additional Finding Photos



Play Area: Swings

Lat/Long: [42.29862, -83.69308]

Finding: 5 - Swings Route

There is no accessible route to the element.

At least one accessible route shall connect accessible buildings, accessible facilities, accessible elements, and accessible spaces that are on the same site.

2010 ADAS Section 206.2.2

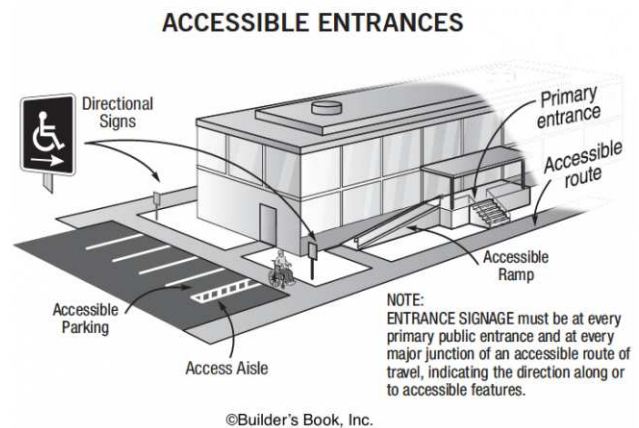
At least one accessible route shall connect accessible buildings, accessible facilities, accessible elements, and accessible spaces that are on the same site.

Citation:

2010 ADAS Section: 206.2.2

As Built:

Grass surface



Play Area: Swings

Lat/Long: [42.29847, -83.6931]

Finding: 6 - Swing Height

The entry point or seat is not within the compliant range above the ground.

Were play components require transfer to entry points or seats, the entry points or seats shall be 11 inches minimum and 24 inches maximum from the clear floor or ground space.

2010 ADAS Section 1008.4.4

Where play components require transfer to entry points or seats, the entry points or seats shall be 11 inches (280 mm) minimum and 24 inches (610 mm) maximum from the clear floor or ground space.

Citation:

2010 ADAS Section: 1008.4.4

As Built:

N/A



Finding #6 Additional Finding Photos



Play Area: Swings

Lat/Long: [42.29836, -83.69303]

Finding: 7 - Surfacing

Compliance with ASTM F1951 for accessibility for ground surfaces on accessible routes, clear floor or ground spaces, and turning spaces has not been determined.

Ground surfaces shall comply with ASTM F 1951. Ground surfaces shall be inspected and maintained regularly and frequently to ensure continued compliance with ASTM F 1951.

2010 ADAS Section 1008.2.6.1

Ground surfaces shall comply with ASTM F 1951 (incorporated by reference, see "Referenced Standards" in Chapter 1). Ground surfaces shall be inspected and maintained regularly and frequently to ensure continued compliance with ASTM F 1951.

Citation:

2010 ADAS Section: 1008.2.6.1

As Built:

N/A



Soccer Field: Route

Lat/Long: [42.29877, -83.69338]

Finding: 8 - Route to picnic table

The accessible route contains loose gravel and/or surface materials that do not provide for a stable, firm slip resistant surface.

Floor and ground surfaces shall be stable, firm, and slip resistant.

2010 ADAS Section 302.1

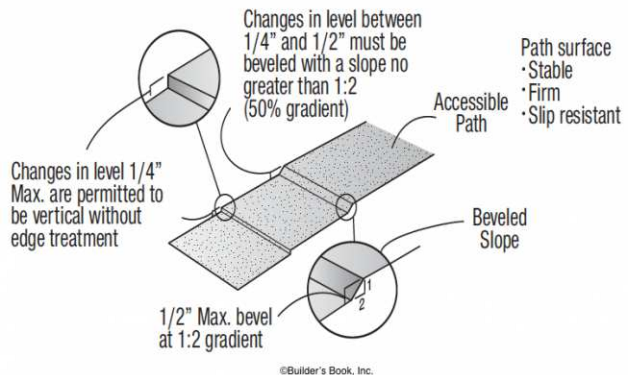
Floor and ground surfaces shall be stable, firm, and slip resistant and shall comply with 302.

Citation:

2010 ADAS Section: 302.1

As Built:

Surface is grass



Soccer Field: Route

Lat/Long: [42.29834, -83.69317]

Finding: 9 - Route to soccer field

There is no accessible route of travel from the public way.

At least one accessible route shall be provided within the site from accessible parking spaces and accessible passenger loading zones; public streets and sidewalks; and public transportation stops to the accessible building or facility they serve.

2010 ADAS Section 206.2.1

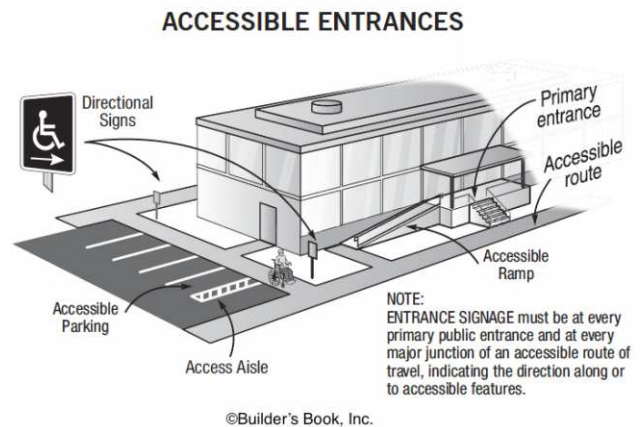
At least one accessible route shall be provided within the site from accessible parking spaces and accessible passenger loading zones; public streets and sidewalks; and public transportation stops to the accessible building or facility entrance they serve.

Citation:

2010 ADAS Section: 206.2.1

As Built:

Surface is grass and excessive slope



Finding #9 Additional Finding Photos



Site Accessibility Evaluation



Beckly Park
500 Argo Drive
Old Fourth Ward, MI 48105
ADA Only
Inspection Date: 05/23/2022
Inspectors: Aileen Dryden, Arturo Pinero

Prepared By



(512) 410 - 7059

alturalp.com

Report Date: 11/15/2022



DNR Accessibility Grading System for Parks and Recreation Facilities

Accessibility Grade

Definition

1

None of the facilities meet accessibility guidelines

2

Some facilities meet accessibility guidelines

3

Most facilities meet accessibility guidelines

4

The entire park meets accessibility guidelines

5

The entire park was developed using the principles of universal design

Trail System: Trail

Lat/Long: [42.2953, -83.73897]

Finding: 1

The accessible route on the site has running slopes greater than 5 percent and has not been constructed as a ramp (i.e. handrails, edge protection, etc.).

When the slope in the direction of travel of any walk exceeds 1 unit vertical in 20 units horizontal (5-percent slope), it must be constructed as a ramp. Surface cross slopes must not exceed one unit vertical in 48 units horizontal (2-percent slope).

2010 ADAS Section 403.3

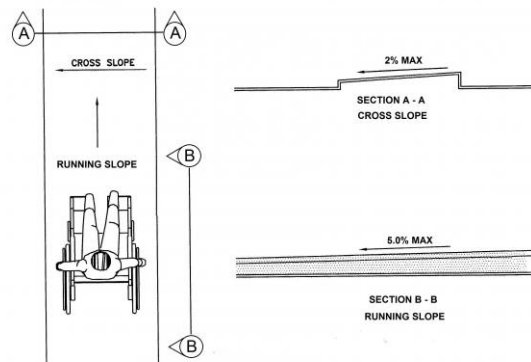
The running slope of walking surfaces shall not be steeper than 1:20. The cross slope of walking surfaces shall not be steeper than 1:48.

Citation:

2010 ADAS Section: 403.3

As Built:

N/A



Finding #1 Additional Finding Photos



Trail System: Trail

Lat/Long: [42.29488, -83.73865]

Finding: 2

The accessible route on the site has running slopes greater than 5 percent and has not been constructed as a ramp (i.e. handrails, edge protection, etc.).

When the slope in the direction of travel of any walk exceeds 1 unit vertical in 20 units horizontal (5-percent slope), it must be constructed as a ramp. Surface cross slopes must not exceed one unit vertical in 48 units horizontal (2-percent slope).

2010 ADAS Section 403.3

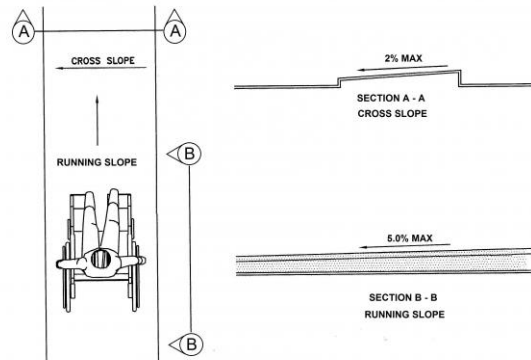
The running slope of walking surfaces shall not be steeper than 1:20. The cross slope of walking surfaces shall not be steeper than 1:48.

Citation:

2010 ADAS Section: 403.3

As Built:

N/A



Finding #2 Additional Finding Photos



Green Space: Picnic Area

Lat/Long: [42.29462, -83.73917]

Finding: 3 - Route to the picnic table

The route contains openings greater than 1/2 inch.

Openings in floor or ground surfaces shall not allow passage of a sphere more than 1/2 inch diameter. Elongated openings shall be placed so that the long dimension is perpendicular to the dominant direction of travel.

2010 ADAS Section 302.3

Openings in floor or ground surfaces shall not allow passage of a sphere more than 1/2 inch (13 mm) diameter except as allowed in 407.4.3, 409.4.3, 410.4, 810.5.3 and 810.10. Elongated openings shall be placed so that the long dimension is perpendicular to the dominant direction of travel.

Citation:

2010 ADAS Section: 302.3

As Built:

Opening on transition from trail to picnic area



Green Space: Receptacle

Lat/Long: [42.29567, -83.73858]

Finding: 4 - Route to receptacle

There is no accessible route of travel from the public way.

At least one accessible route shall be provided within the site from accessible parking spaces and accessible passenger loading zones; public streets and sidewalks; and public transportation stops to the accessible building or facility they serve.

2010 ADAS Section 206.2.1

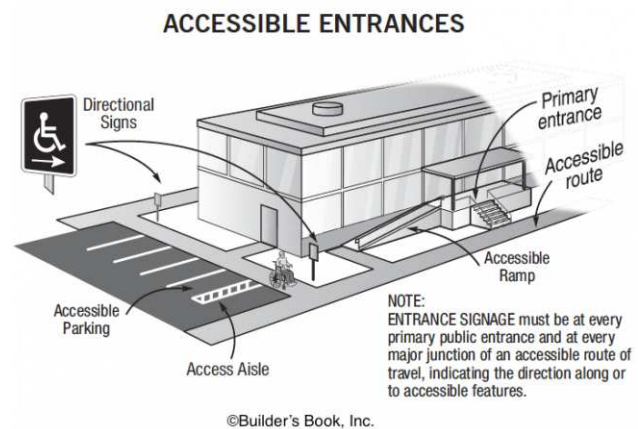
At least one accessible route shall be provided within the site from accessible parking spaces and accessible passenger loading zones; public streets and sidewalks; and public transportation stops to the accessible building or facility entrance they serve.

Citation:

2010 ADAS Section: 206.2.1

As Built:

N/A



Green Space: Bike Rack

Lat/Long: [42.29501, -83.73869]

Finding: 5 - Route to Bike rack

The walkway contains abrupt vertical edges and/or variations between 1/4 inch and 1/2 inch that are not beveled correctly.

1/4 inch is the maximum vertical rise. Changes in level between 1/4 inch and 1/2 inch must be beveled at 1:2 or less.

Changes in level greater than 1/2 inch must be by way of a ramp.

2010 ADAS Section 303.3

Changes in level between 1/4 inch (6.4 mm) high minimum and 1/2 inch (13 mm) high maximum shall be beveled with a slope not steeper than 1:2.

2010 ADAS Section 303.2

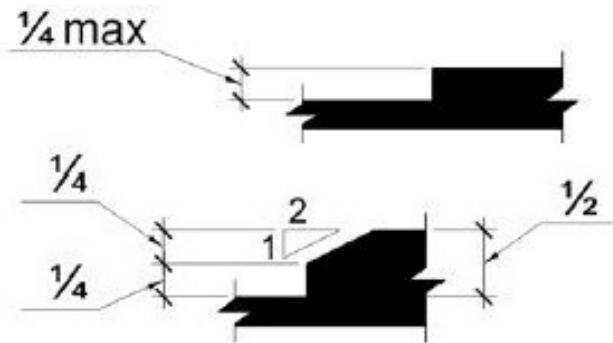
Changes in level of 1/4 inch (6.4 mm) high maximum shall be permitted to be vertical.

Citation:

2010 ADAS Section: 303.3, 303.2

As Built:

change in level in transition between trail and bike rack area



Play Area: Playground

Lat/Long: [42.29499, -83.73835]

Finding: 6

Compliance with ASTM F1951 for accessibility for ground surfaces on accessible routes, clear floor or ground spaces, and turning spaces has not been determined.

Ground surfaces shall comply with ASTM F 1951. Ground surfaces shall be inspected and maintained regularly and frequently to ensure continued compliance with ASTM F 1951.

2010 ADAS Section 1008.2.6.1

Ground surfaces shall comply with ASTM F 1951 (incorporated by reference, see "Referenced Standards" in Chapter 1). Ground surfaces shall be inspected and maintained regularly and frequently to ensure continued compliance with ASTM F 1951.

Citation:

2010 ADAS Section: 1008.2.6.1

As Built:

N/A



Play Area: Swings

Lat/Long: [42.29518, -83.73874]

Finding: 7 - Swing Route

There is no accessible route to the element.

At least one accessible route shall connect accessible buildings, accessible facilities, accessible elements, and accessible spaces that are on the same site.

2010 ADAS Section 206.2.2

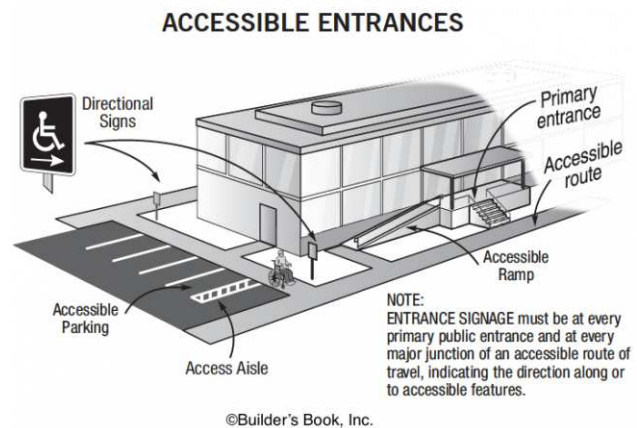
At least one accessible route shall connect accessible buildings, accessible facilities, accessible elements, and accessible spaces that are on the same site.

Citation:

2010 ADAS Section: 206.2.2

As Built:

Grass surface



Play Area: Swings

Lat/Long: [42.29487, -83.73872]

Finding: 8 - Swings Surfacing

Compliance with ASTM F1951 for accessibility for ground surfaces on accessible routes, clear floor or ground spaces, and turning spaces has not been determined.

Ground surfaces shall comply with ASTM F 1951. Ground surfaces shall be inspected and maintained regularly and frequently to ensure continued compliance with ASTM F 1951.

2010 ADAS Section 1008.2.6.1

Ground surfaces shall comply with ASTM F 1951 (incorporated by reference, see "Referenced Standards" in Chapter 1). Ground surfaces shall be inspected and maintained regularly and frequently to ensure continued compliance with ASTM F 1951.

Citation:

2010 ADAS Section: 1008.2.6.1

As Built:

N/A



Site Accessibility Evaluation



**Belize Park
742 Fountain St
Ann Arbor, MI 48104
ADA Only**

Inspection Date: 07/11/2022

Inspectors: Aileen Dryden, Arturo Pinero, Jesus Lardizabal, Juvelyn Owen, Olaf Brunjes

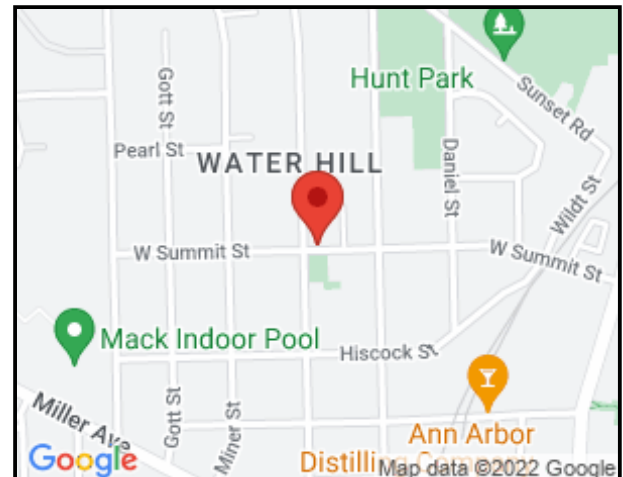
Prepared By



(512) 410 - 7059

alturalp.com

Report Date: 11/15/2022



DNR Accessibility Grading System for Parks and Recreation Facilities

Accessibility Grade

Definition

1

None of the facilities meet accessibility guidelines

2

Some facilities meet accessibility guidelines

3

Most facilities meet accessibility guidelines

4

The entire park meets accessibility guidelines

5

The entire park was developed using the principles of universal design

Trail System: Trail

Lat/Long: [42.28859, -83.7543]

Finding: 1

The accessible route has running slopes greater than 5% and has not been constructed as a ramp (i.e. handrails, edge protection, etc.). Cross slopes are greater than 2% across the width of the walk.

When the slope in the direction of travel of any walk exceeds 1 unit vertical in 20 units horizontal (5-percent slope), it must be constructed as a ramp. Surface cross slopes must not exceed 1 unit vertical in 48 units horizontal (2-percent slope).

2010 ADAS Section 403.3

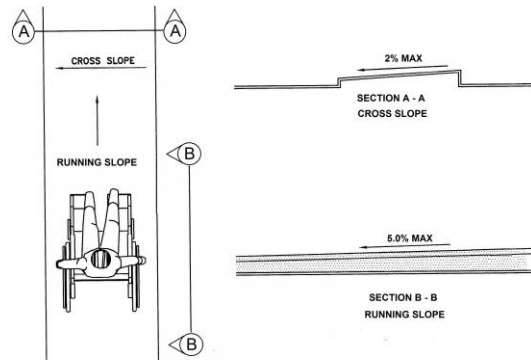
The running slope of walking surfaces shall not be steeper than 1:20. The cross slope of walking surfaces shall not be steeper than 1:48.

Citation:

2010 ADAS Section: 403.3

As Built:

Excessive running and cross slope from public sidewalk to drinking fountain



Finding #1 Additional Finding Photos



Green Space: Drinking Fountain

Lat/Long: [42.28927, -83.75346]

Wheel: N/A, Direction: N

Finding: 2

The clear floor space required at accessible drinking fountains is not positioned for a forward approach.

Units shall have a clear floor or ground space positioned for a forward approach and centered on the unit.

2010 ADAS Section 602.2

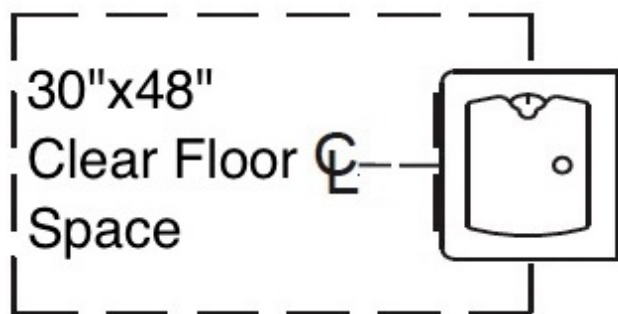
Units shall have a clear floor or ground space complying with 305 positioned for a forward approach and centered on the unit. Knee and toe clearance complying with 306 shall be provided.

Citation:

2010 ADAS Section: 602.2

As Built:

Clear floor space slope is 2.9%



Finding #2 Additional Finding Photos



Play Area: Swings

Lat/Long: [42.28881, -83.75421]

Finding: 3

There is no accessible route to the element.

At least one accessible route shall connect accessible buildings, accessible facilities, accessible elements, and accessible spaces that are on the same site.

2010 ADAS Section 206.2.2

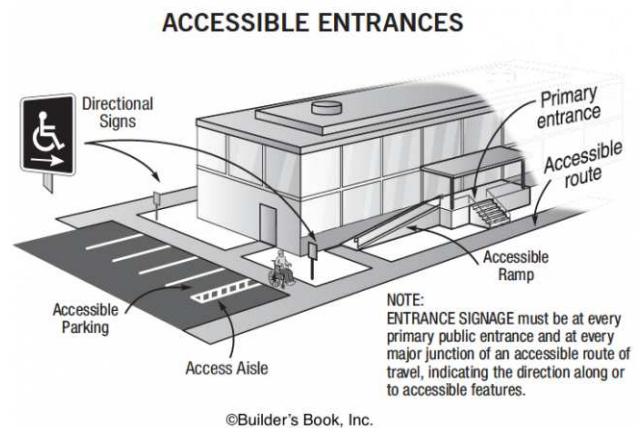
At least one accessible route shall connect accessible buildings, accessible facilities, accessible elements, and accessible spaces that are on the same site.

Citation:

2010 ADAS Section: 206.2.2

As Built:

No accessible route to swings.



Play Area: Play Area

Lat/Long: [42.28905, -83.75386]

Finding: 4

There is no accessible route to the element.

At least one accessible route shall connect accessible buildings, accessible facilities, accessible elements, and accessible spaces that are on the same site.

2010 ADAS Section 206.2.2

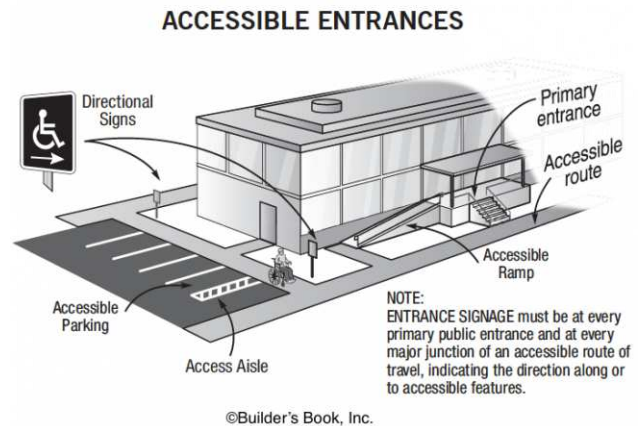
At least one accessible route shall connect accessible buildings, accessible facilities, accessible elements, and accessible spaces that are on the same site.

Citation:

2010 ADAS Section: 206.2.2

As Built:

No accessible route to play area.



Site Accessibility Evaluation



**Berkshire Creek Nature Area
1970 S. HURON PKWY
Old Fourth Ward, MI 48105
ADA Only**

Inspection Date: 05/23/2022

Inspectors: Aileen Dryden, Arturo Pinero

Prepared By



(512) 410 - 7059

alturalp.com

Report Date: 11/15/2022



DNR Accessibility Grading System for Parks and Recreation Facilities

Accessibility Grade

Definition

1

None of the facilities meet accessibility guidelines

2

Some facilities meet accessibility guidelines

3

Most facilities meet accessibility guidelines

4

The entire park meets accessibility guidelines

5

The entire park was developed using the principles of universal design

Site Accessibility Evaluation



**Bird Hills Nature Area
1850 Newport Rd
Ann Arbor, MI 48104
ADA Only**

Inspection Date: 07/11/2022

Inspectors: Aileen Dryden, Arturo Pinero, Jesus Lardizabal, Juvelyn Owen, Olaf Brunjes

Prepared By



(512) 410 - 7059

alturalp.com

Report Date: 11/15/2022



DNR Accessibility Grading System for Parks and Recreation Facilities

Accessibility Grade

Definition

1

None of the facilities meet accessibility guidelines

2

Some facilities meet accessibility guidelines

3

Most facilities meet accessibility guidelines

4

The entire park meets accessibility guidelines

5

The entire park was developed using the principles of universal design

Parking: Parking Lot

Lat/Long: [42.29985, -83.76588]

Finding: 1

There are no accessible parking stalls.

Each lot where parking is provided for the public as clients, guests or employees, shall provide accessible parking and shall be located on the shortest accessible route of travel from adjacent parking to an accessible entrance.

A minimum of one accessible stall is required and it must be sized and designated as a van accessible stall.

2010 ADAS Section 208.2.4

For every six or fraction of six parking spaces required by 208.2 to comply with 502, at least one shall be a van parking space complying with 502.

Citation:

2010 ADAS Section: 208.2.4

As Built:

No accessible parking spaces are provided



208.2 Parking Spaces	
Total Number of Parking Spaces Provided in Parking Facility	Minimum Number of Required Accessible Parking Spaces
1 to 25	1
26 to 50	2
51 to 75	3
76 to 100	4
101 to 150	5
151 to 200	6
201 to 300	7
301 to 400	8
401 to 500	9
501 to 1000	2 percent of total
1001 and over	20, plus 1 for each 100, or fraction thereof, over 1000

Site Accessibility Evaluation



**Black Pond Woods Nature Area
1905 Traver Rd
Old Fourth Ward, MI 48104
ADA Only**

Inspection Date: 07/11/2022

Inspectors: Aileen Dryden, Arturo Pinero, Jesus Lardizabal, Juvelyn Owen, Olaf Brunjes

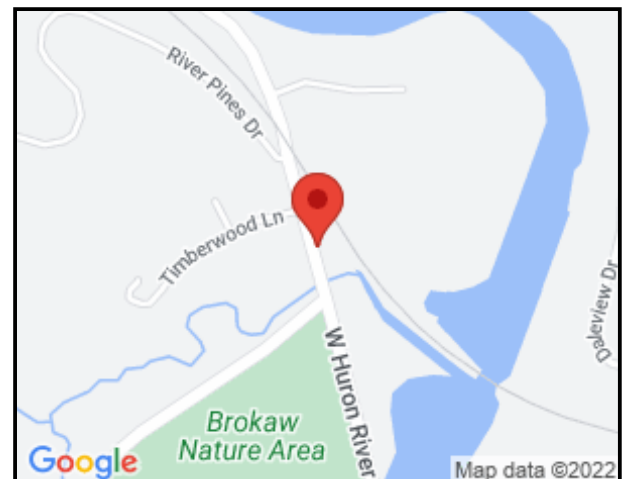
Prepared By



(512) 410 - 7059

alturalp.com

Report Date: 11/15/2022



DNR Accessibility Grading System for Parks and Recreation Facilities

Accessibility Grade

Definition

1

None of the facilities meet accessibility guidelines

2

Some facilities meet accessibility guidelines

3

Most facilities meet accessibility guidelines

4

The entire park meets accessibility guidelines

5

The entire park was developed using the principles of universal design

Site Accessibility Evaluation



Bluffs Nature Area
1307 N Main St
Ann Arbor, MI 48104
ADA Only

Inspection Date: 07/11/2022

Inspectors: Aileen Dryden, Arturo Pinero, Jesus Lardizabal, Juvelyn Owen, Olaf Brunjes

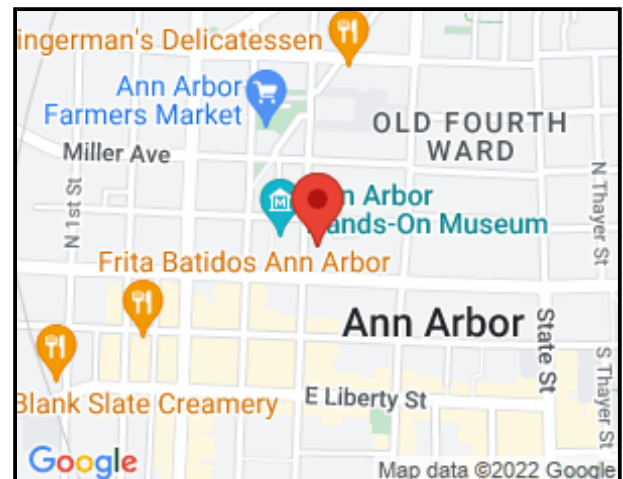
Prepared By



(512) 410 - 7059

alturalp.com

Report Date: 11/15/2022



DNR Accessibility Grading System for Parks and Recreation Facilities

Accessibility Grade

Definition

1

None of the facilities meet accessibility guidelines

2

Some facilities meet accessibility guidelines

3

Most facilities meet accessibility guidelines

4

The entire park meets accessibility guidelines

5

The entire park was developed using the principles of universal design

Parking: Parking Lot

Lat/Long: [42.2956, -83.74718]

Finding: 1

There are no accessible parking stalls.

Each lot where parking is provided for the public as clients, guests or employees, shall provide accessible parking and shall be located on the shortest accessible route of travel from adjacent parking to an accessible entrance.

There are a total of 10 parking stalls in the parking lot that could be reasonably associated with this facility. There should be a minimum of 1 accessible stalls with a minimum of 1 being designed as van accessible.

2010 ADAS Section 208.2

Parking spaces complying with 502 shall be provided in accordance with Table 208.2 except as required by 208.2.1, 208.2.2, and 208.2.3. Where more than one parking facility is provided on a site, the number of accessible spaces provided on the site shall be calculated according to the number of spaces required for each parking facility.

Citation:

2010 ADAS Section: 208.2


As Built:

No accessible parking space; no compliant ground surface



Total Number of Parking Spaces Provided in Parking Facility	Minimum Number of Required Accessible Parking Spaces
1 to 25	1
26 to 50	2
51 to 75	3
76 to 100	4
101 to 150	5
151 to 200	6
201 to 300	7
301 to 400	8
401 to 500	9
501 to 1000	2 percent of total
1001 and over	20, plus 1 for each 100, or fraction thereof, over 1000

Site Accessibility Evaluation



Braun Nature Area
1400 Chalmers Dr
Allen, MI 48104
ADA Only

Inspection Date: 05/23/2022

Inspectors: Aileen Dryden, Arturo Pinero

Prepared By



(512) 410 - 7059

alturalp.com

Report Date: 11/15/2022



DNR Accessibility Grading System for Parks and Recreation Facilities

Accessibility Grade

Definition

1

None of the facilities meet accessibility guidelines

2

Some facilities meet accessibility guidelines

3

Most facilities meet accessibility guidelines

4

The entire park meets accessibility guidelines

5

The entire park was developed using the principles of universal design

Site Accessibility Evaluation



Broadway Park
800 Broadway Street
Old Fourth Ward, MI 48104
ADA Only
Inspection Date: 05/23/2022
Inspectors: Aileen Dryden, Arturo Pinero

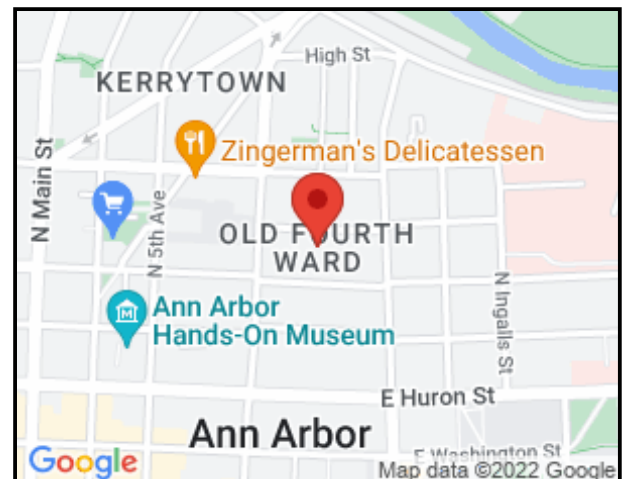
Prepared By



(512) 410 - 7059

alturalp.com

Report Date: 11/15/2022



DNR Accessibility Grading System for Parks and Recreation Facilities

Accessibility Grade

Definition

1

None of the facilities meet accessibility guidelines

2

Some facilities meet accessibility guidelines

3

Most facilities meet accessibility guidelines

4

The entire park meets accessibility guidelines

5

The entire park was developed using the principles of universal design

Trail System: Trail

Lat/Long: [42.28775, -83.74053]

Finding: 1

The stairway only has a handrail on one side.

Stairways must have handrails on both sides.

Handrails and their extensions must be between 34 inches and 38 inches above the stair nosing or ground.

The top handrails shall extend a minimum of 12 inches beyond the top nosing and shall be parallel with the floor or ground surface. At the bottom of a stair flight, handrails shall extend at the slope of the stair flight for a horizontal distance at least equal to one tread depth beyond the last riser nosing. Extension shall return to a wall, guard, or the landing surface, or shall be continuous to the handrail of an adjacent stair flight.

The orientation of at least one handrail, including the extension, shall be in the direction of the run of the stair and perpendicular to the direction of the stair nosing. Handrail gripping surfaces with a circular cross section shall have an outside diameter of 1-1/4 inches minimum and 2 inches maximum. Handrail gripping surfaces with a non-circular cross section shall have a perimeter dimension of 4 inches minimum and 6 1/4 inches maximum, and a cross-section dimension of 2-1/4 inches maximum. The hand grip portion of handrails shall have a smooth surface with no sharp corners. Gripping surfaces (top or sides) shall be uninterrupted by newel posts, other construction elements or obstructions. Any wall or other surface adjacent to the handrail shall be free of sharp or abrasive elements. Handrails projecting from a wall shall have a space of 1-1/2 inches minimum between the wall and the handrail.

2010 ADAS Section 505.2

Handrails shall be provided on both sides of stairs and ramps.

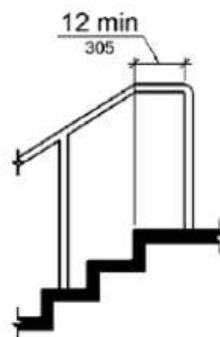
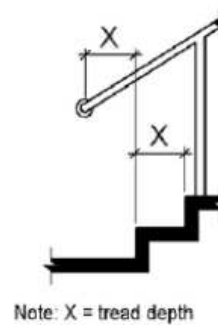
Citation:

2010 ADAS Section: 505.2

As Built:

N/A

Finding #1 Continued



Trail System: Trail

Lat/Long: [42.28809, -83.74064]

Finding: 2

The stairway only has a handrail on one side.

Stairways must have handrails on both sides.

Handrails and their extensions must be between 34 inches and 38 inches above the stair nosing or ground.

The top handrails shall extend a minimum of 12 inches beyond the top nosing and shall be parallel with the floor or ground surface. At the bottom of a stair flight, handrails shall extend at the slope of the stair flight for a horizontal distance at least equal to one tread depth beyond the last riser nosing. Extension shall return to a wall, guard, or the landing surface, or shall be continuous to the handrail of an adjacent stair flight.

The orientation of at least one handrail, including the extension, shall be in the direction of the run of the stair and perpendicular to the direction of the stair nosing. Handrail gripping surfaces with a circular cross section shall have an outside diameter of 1-1/4 inches minimum and 2 inches maximum. Handrail gripping surfaces with a non-circular cross section shall have a perimeter dimension of 4 inches minimum and 6 1/4 inches maximum, and a cross-section dimension of 2-1/4 inches maximum. The hand grip portion of handrails shall have a smooth surface with no sharp corners. Gripping surfaces (top or sides) shall be uninterrupted by newel posts, other construction elements or obstructions. Any wall or other surface adjacent to the handrail shall be free of sharp or abrasive elements. Handrails projecting from a wall shall have a space of 1-1/2 inches minimum between the wall and the handrail.

2010 ADAS Section 505.2

Handrails shall be provided on both sides of stairs and ramps.

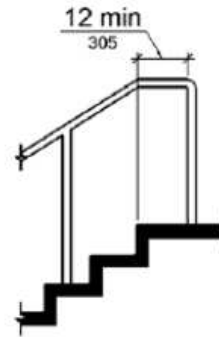
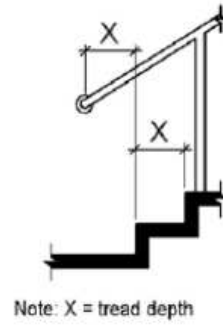
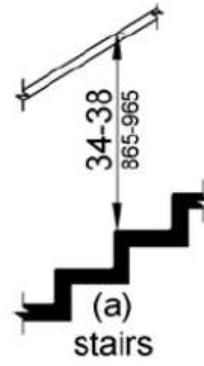
Citation:

2010 ADAS Section: 505.2

As Built:

N/A

Finding #2 Continued



Trail System: Trail

Lat/Long: [42.28714, -83.74103]

Finding: 3 - Trail Cross Slope

The accessible path of travel has cross slopes greater than 2%.

Surface cross slopes shall not exceed one unit vertical in 48 units horizontal (2-percent slope). When the slope in the direction of travel of any walk exceeds 1 unit vertical in 20 units horizontal (5-percent slope), it must be constructed as a ramp.

2010 ADAS Section 403.3

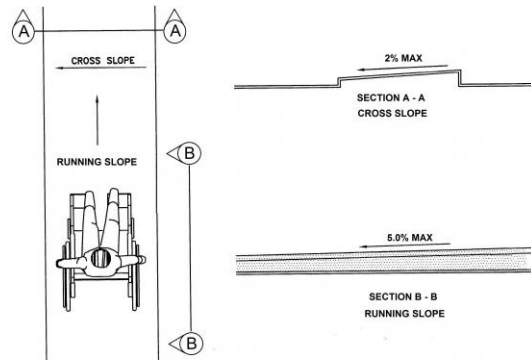
The running slope of walking surfaces shall not be steeper than 1:20. The cross slope of walking surfaces shall not be steeper than 1:48.

Citation:

2010 ADAS Section: 403.3

As Built:

2.7



Finding #3 Additional Finding Photos



Trail System: Trail

Lat/Long: [42.28697, -83.74106]

Finding: 4 - Trail

The accessible route has running slopes greater than 5% and has not been constructed as a ramp (i.e. handrails, edge protection, etc.). Cross slopes are greater than 2% across the width of the walk.

When the slope in the direction of travel of any walk exceeds 1 unit vertical in 20 units horizontal (5-percent slope), it must be constructed as a ramp. Surface cross slopes must not exceed 1 unit vertical in 48 units horizontal (2-percent slope).

2010 ADAS Section 403.3

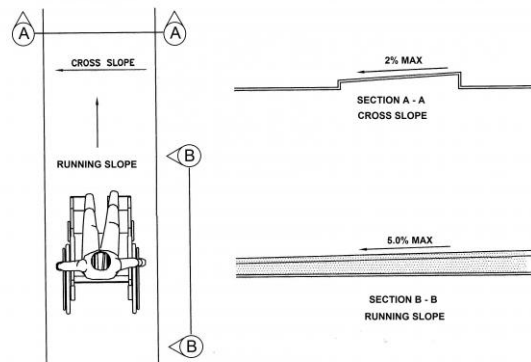
The running slope of walking surfaces shall not be steeper than 1:20. The cross slope of walking surfaces shall not be steeper than 1:48.

Citation:

2010 ADAS Section: 403.3

As Built:

N/A



Green Space: Dog Park

Lat/Long: [42.28357, -83.74249]

Finding: 5 - Route to Receptacle

The accessible route contains loose gravel and/or surface materials that do not provide for a stable, firm slip resistant surface.

Floor and ground surfaces shall be stable, firm, and slip resistant.

2010 ADAS Section 302.1

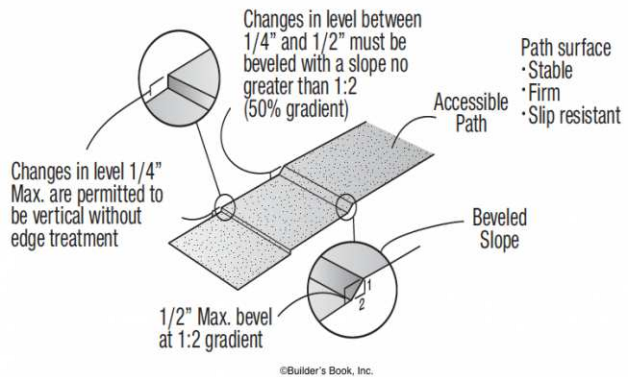
Floor and ground surfaces shall be stable, firm, and slip resistant and shall comply with 302.

Citation:

2010 ADAS Section: 302.1

As Built:

N/A



Green Space: Dog Park

Lat/Long: [42.28357, -83.74249]

Finding: 6 - Route to Pet Waste Bags Dispenser

The accessible route contains loose gravel and/or surface materials that do not provide for a stable, firm slip resistant surface.

Floor and ground surfaces shall be stable, firm, and slip resistant.

2010 ADAS Section 302.1

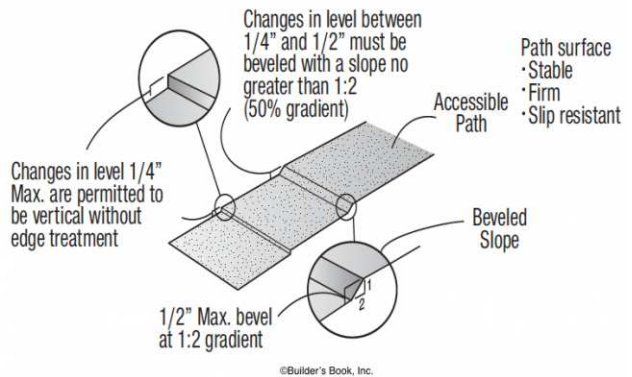
Floor and ground surfaces shall be stable, firm, and slip resistant and shall comply with 302.

Citation:

2010 ADAS Section: 302.1

As Built:

N/A



Green Space: Dog Park

Lat/Long: [42.28683, -83.74031]

Finding: 7 - Protruding object

The (XX) projects more than 4 inches into the circulation path.

Wall-mounted objects that have leading edges between 27 inches and 80 inches from the floor must not project more than 4 inches into the circulation path. Protruding objects that extend to the floor or within 27 inches of the floor are cane detectable and are therefore not hazardous. Where it is necessary or desirable to have objects protrude from the wall, a manner of cane detection must be provided.

2010 ADAS Section 307.2

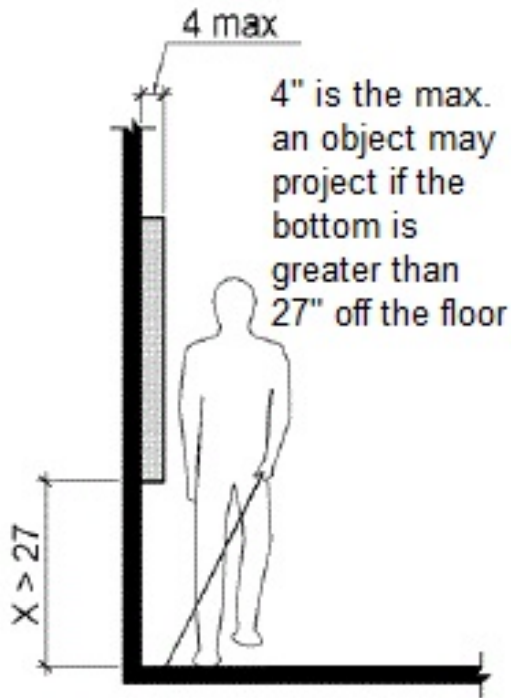
Objects with leading edges more than 27 inches (685 mm) and not more than 80 inches (2030 mm) above the finish floor or ground shall protrude 4 inches (100 mm) maximum horizontally into the circulation path.

Citation:

2010 ADAS Section: 307.2

As Built:

Sculpture is protruding



Green Space: Dog Park

Lat/Long: [42.2871, -83.74152]

Finding: 8

The gate does not have a smooth surface at the bottom on the push side.

Swinging gate surfaces within 10 inches of the finish floor or ground measured vertically must have a smooth surface on the push side extending the full width of the gate. This is required to allow those that use wheelchairs to use their footrests to push the gate open without getting trapped or injured by the gate material. All gates, including ticket gates, shall meet all applicable specifications for doors.

2010 ADAS Section 404.2.10

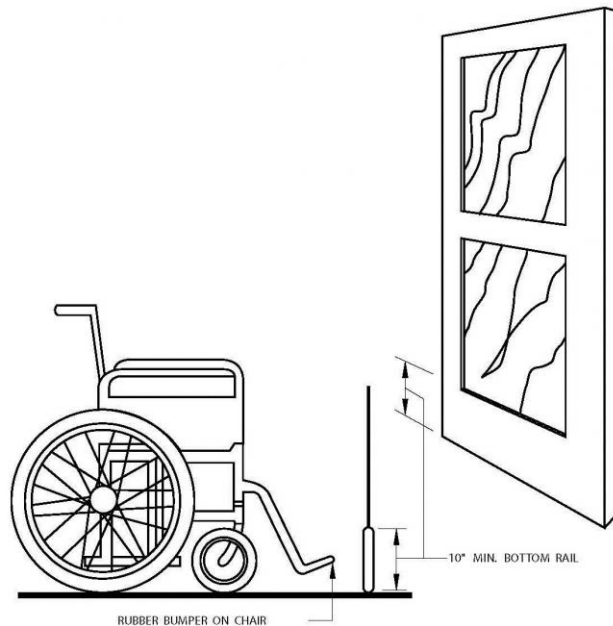
Swinging door and gate surfaces within 10 inches (255 mm) of the finish floor or ground measured vertically shall have a smooth surface on the push side extending the full width of the door or gate. Parts creating horizontal or vertical joints in these surfaces shall be within 1/16 inch (1.6 mm) of the same plane as the other. Cavities created by added kick plates shall be capped.

Citation:

2010 ADAS Section: 404.2.10

As Built:

N/A



Green Space: Dog Park

Lat/Long: [42.28794, -83.74047]

Finding: 9

The maneuvering clearance at the door exceeds 2% slope.

Maneuvering clearance must be generally flat with a 2% maximum slope in any direction over the entire clearance surface. The maneuvering clearance must be clear of obstructions.

2010 ADAS Section 404.2.4.4

Floor or ground surface within required maneuvering clearances shall comply with 302. Changes in level are not permitted.

2010 ADAS Section 404.2.4.4 Exception 1

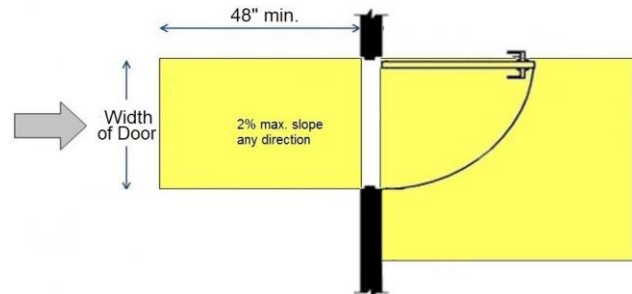
Slopes not steeper than 1:48 shall be permitted.

Citation:

2010 ADAS Section: 404.2.4.4, 404.2.4.4
Exception 1

As Built:

Gravel



Green Space: Dog Park

Lat/Long: [42.28705, -83.74083]

Finding: 10

The gate does not have a smooth surface at the bottom on the push side.

Swinging gate surfaces within 10 inches of the finish floor or ground measured vertically must have a smooth surface on the push side extending the full width of the gate. This is required to allow those that use wheelchairs to use their footrests to push the gate open without getting trapped or injured by the gate material. All gates, including ticket gates, shall meet all applicable specifications for doors.

2010 ADAS Section 404.2.10

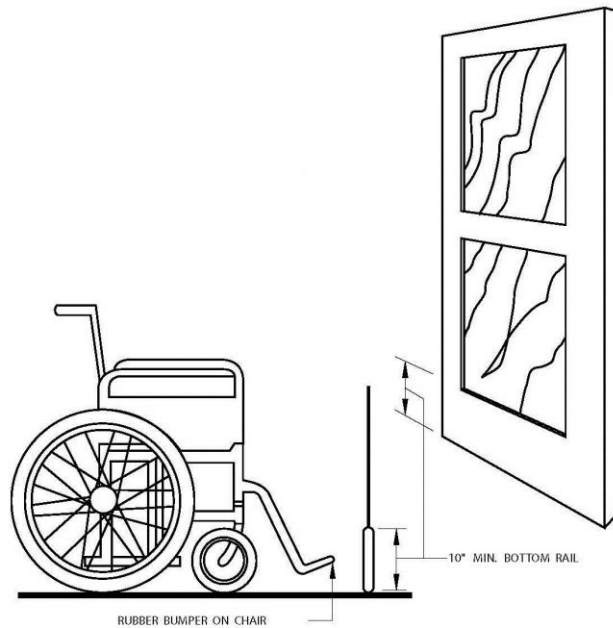
Swinging door and gate surfaces within 10 inches (255 mm) of the finish floor or ground measured vertically shall have a smooth surface on the push side extending the full width of the door or gate. Parts creating horizontal or vertical joints in these surfaces shall be within 1/16 inch (1.6 mm) of the same plane as the other. Cavities created by added kick plates shall be capped.

Citation:

2010 ADAS Section: 404.2.10

As Built:

N/A



Green Space: Dog Park

Lat/Long: [42.28717, -83.74138]

Finding: 11

The maneuvering clearance at the door exceeds 2% slope.

Maneuvering clearance must be generally flat with a 2% maximum slope in any direction over the entire clearance surface. The maneuvering clearance must be clear of obstructions.

2010 ADAS Section 404.2.4.4

Floor or ground surface within required maneuvering clearances shall comply with 302. Changes in level are not permitted.

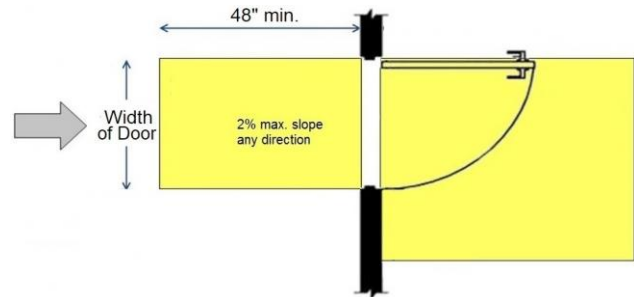
2010 ADAS Section 404.2.4.4 Exception 1

Slopes not steeper than 1:48 shall be permitted.

Citation:

**2010 ADAS Section: 404.2.4.4, 404.2.4.4
Exception 1**

**As Built:
Gravel**



Site Accessibility Evaluation



**Brokaw Nature Area
3013 W Huron River Dr
Ann Arbor, MI 48104
ADA Only**

Inspection Date: 07/11/2022

Inspectors: Aileen Dryden, Arturo Pinero, Jesus Lardizabal, Juvelyn Owen, Olaf Brunjes

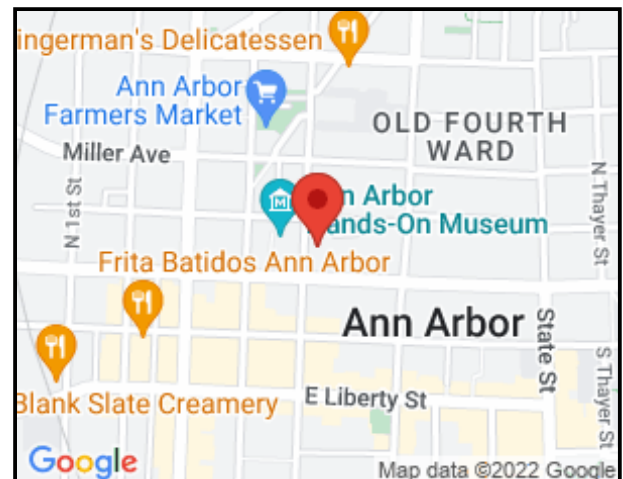
Prepared By



(512) 410 - 7059

alturalp.com

Report Date: 11/15/2022



DNR Accessibility Grading System for Parks and Recreation Facilities

Accessibility Grade

Definition

1

None of the facilities meet accessibility guidelines

2

Some facilities meet accessibility guidelines

3

Most facilities meet accessibility guidelines

4

The entire park meets accessibility guidelines

5

The entire park was developed using the principles of universal design

Site Accessibility Evaluation



Bromley Park
2785 Briarcliff St
Ann Arbor, MI 48104
ADA Only

Inspection Date: 07/11/2022

Inspectors: Aileen Dryden, Arturo Pinero, Jesus Lardizabal, Juvelyn Owen, Olaf Brunjes

Prepared By



(512) 410 - 7059

alturalp.com

Report Date: 11/15/2022



DNR Accessibility Grading System for Parks and Recreation Facilities

Accessibility Grade

Definition

1

None of the facilities meet accessibility guidelines

2

Some facilities meet accessibility guidelines

3

Most facilities meet accessibility guidelines

4

The entire park meets accessibility guidelines

5

The entire park was developed using the principles of universal design

Trail System: Trail

Lat/Long: [42.30658, -83.70627]

Finding: 1

The walkway contains abrupt vertical edges and/or variations over a 1/2 inch.

1/4 inch is the maximum vertical rise. Changes in level between 1/4 inch and 1/2 inch must be beveled at 1:2 or less.

Changes in level greater than 1/2 inch must be by way of a ramp.

2010 ADAS Section 303.3

Changes in level between 1/4 inch (6.4 mm) high minimum and 1/2 inch (13 mm) high maximum shall be beveled with a slope not steeper than 1:2.

2010 ADAS Section 303.2

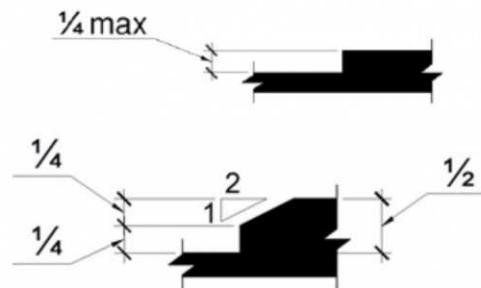
Changes in level of 1/4 inch (6.4 mm) high maximum shall be permitted to be vertical.

Citation:

2010 ADAS Section: 303.3, 303.2

As Built:

N/A



Trail System: Trail

Lat/Long: [42.3066, -83.70532]

Finding: 2

The walkway contains abrupt vertical edges and/or variations over a 1/2 inch.

1/4 inch is the maximum vertical rise. Changes in level between 1/4 inch and 1/2 inch must be beveled at 1:2 or less.

Changes in level greater than 1/2 inch must be by way of a ramp.

2010 ADAS Section 303.3

Changes in level between 1/4 inch (6.4 mm) high minimum and 1/2 inch (13 mm) high maximum shall be beveled with a slope not steeper than 1:2.

2010 ADAS Section 303.2

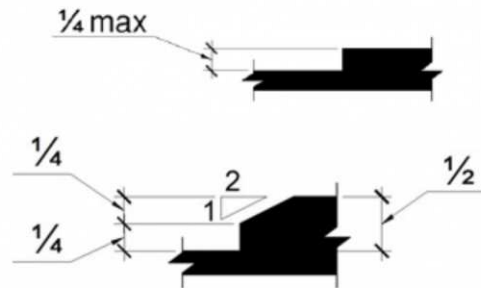
Changes in level of 1/4 inch (6.4 mm) high maximum shall be permitted to be vertical.

Citation:

2010 ADAS Section: 303.3, 303.2

As Built:

N/A



Trail System: Trail

Lat/Long: [42.30675, -83.70549]

Finding: 3

The walkway contains abrupt vertical edges and/or variations over a 1/2 inch.

1/4 inch is the maximum vertical rise. Changes in level between 1/4 inch and 1/2 inch must be beveled at 1:2 or less.

Changes in level greater than 1/2 inch must be by way of a ramp.

2010 ADAS Section 303.3

Changes in level between 1/4 inch (6.4 mm) high minimum and 1/2 inch (13 mm) high maximum shall be beveled with a slope not steeper than 1:2.

2010 ADAS Section 303.2

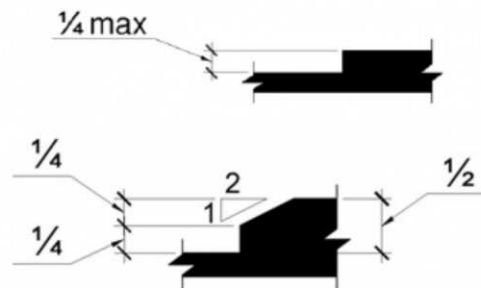
Changes in level of 1/4 inch (6.4 mm) high maximum shall be permitted to be vertical.

Citation:

2010 ADAS Section: 303.3, 303.2

As Built:

N/A



Trail System: Trail

Lat/Long: [42.30666, -83.70538]

Finding: 4

The walkway contains abrupt vertical edges and/or variations over a 1/2 inch.

1/4 inch is the maximum vertical rise. Changes in level between 1/4 inch and 1/2 inch must be beveled at 1:2 or less.

Changes in level greater than 1/2 inch must be by way of a ramp.

2010 ADAS Section 303.3

Changes in level between 1/4 inch (6.4 mm) high minimum and 1/2 inch (13 mm) high maximum shall be beveled with a slope not steeper than 1:2.

2010 ADAS Section 303.2

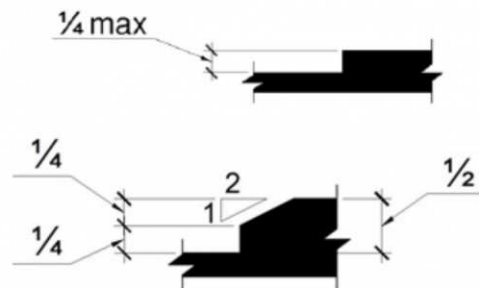
Changes in level of 1/4 inch (6.4 mm) high maximum shall be permitted to be vertical.

Citation:

2010 ADAS Section: 303.3, 303.2

As Built:

N/A



Trail System: Trail

Lat/Long: [42.30653, -83.70599]

Finding: 5

The accessible route on the site has running slopes greater than 5 percent and has not been constructed as a ramp (i.e. handrails, edge protection, etc.).

When the slope in the direction of travel of any walk exceeds 1 unit vertical in 20 units horizontal (5-percent slope), it must be constructed as a ramp. Surface cross slopes must not exceed one unit vertical in 48 units horizontal (2-percent slope).

2010 ADAS Section 403.3

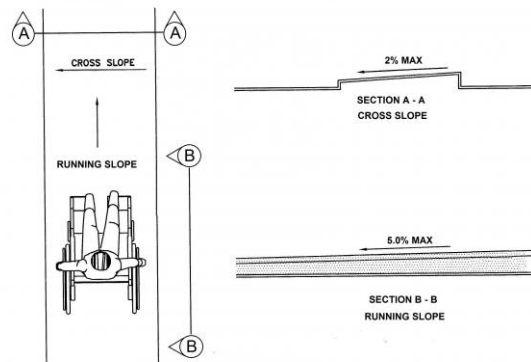
The running slope of walking surfaces shall not be steeper than 1:20. The cross slope of walking surfaces shall not be steeper than 1:48.

Citation:

2010 ADAS Section: 403.3

As Built:

40 LF



Green Space: Little Library

Lat/Long: [42.30667, -83.70522]

Finding: 6 - Little Library

There is no accessible route to the element.

At least one accessible route shall connect accessible buildings, accessible facilities, accessible elements, and accessible spaces that are on the same site.

2010 ADAS Section 206.2.2

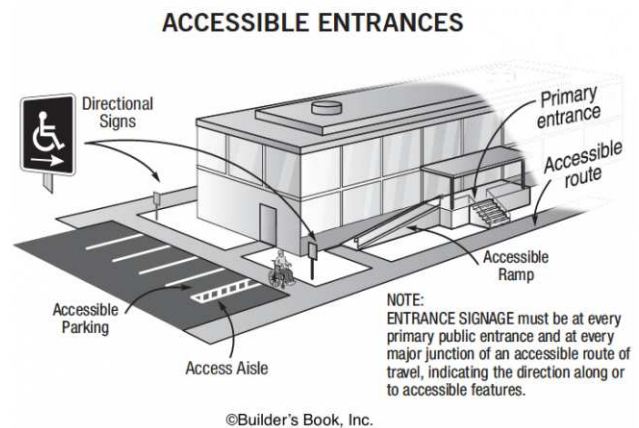
At least one accessible route shall connect accessible buildings, accessible facilities, accessible elements, and accessible spaces that are on the same site.

Citation:

2010 ADAS Section: 206.2.2

As Built:

30 LF



Finding #6 Additional Finding Photos



Play Area: Playground

Lat/Long: [42.30654, -83.70523]

Finding: 7

The ramps exceeds the maximum running slope (direction of travel) allowable of 8.33%.

Ramps should have the least possible slope but in no case more than 8.3% (1:12).

2010 ADAS Section 405.2

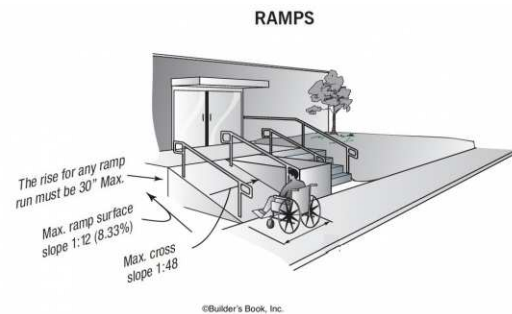
Ramp runs shall have a running slope not steeper than 1:12.

Citation:


2010 ADAS Section: 405.2

As Built:

N/A



Site Accessibility Evaluation



Brookside Park
3001 Stone School Rd
Bryant Pattengill East, MI 48104
ADA Only
Inspection Date: 05/23/2022
Inspectors: Aileen Dryden, Arturo Pinero

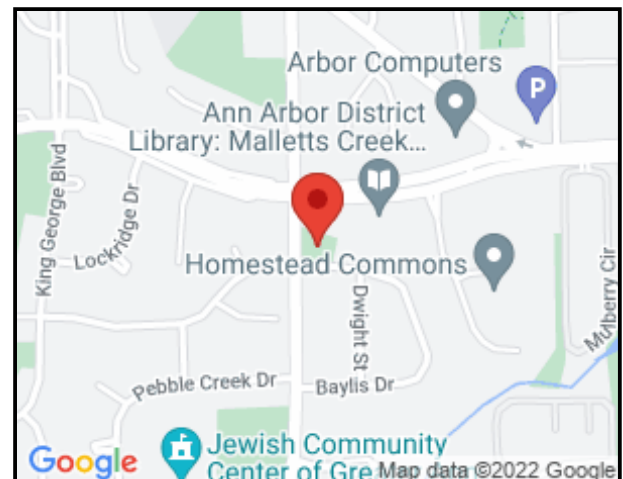
Prepared By



(512) 410 - 7059

alturalp.com

Report Date: 11/15/2022



DNR Accessibility Grading System for Parks and Recreation Facilities

Accessibility Grade

Definition

1

None of the facilities meet accessibility guidelines

2

Some facilities meet accessibility guidelines

3

Most facilities meet accessibility guidelines

4

The entire park meets accessibility guidelines

5

The entire park was developed using the principles of universal design

Green Space: Picnic Area

Lat/Long: [42.24274, -83.72001]

Finding: 1 - Picnic table

Compliant knee and/or toe clearance is not provided.

When seating for persons in wheelchairs is provided at fixed tables or counters, knee spaces at least 27 inches high, 30 inches wide and 17 inches deep shall be provided.

2010 ADAS Section 306.2.1

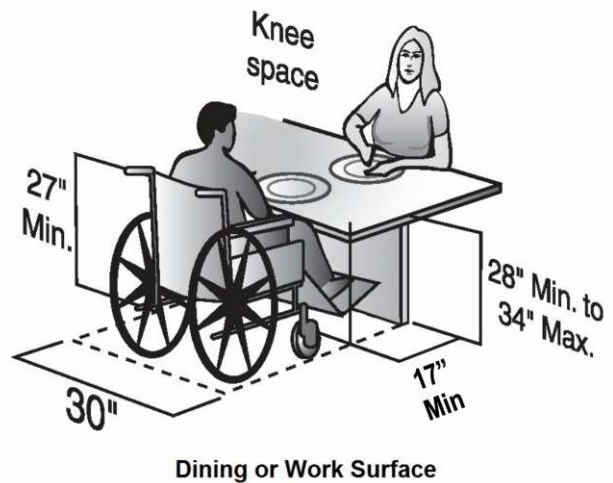
Space under an element between the finish floor or ground and 9 inches (230 mm) above the finish floor or ground shall be considered toe clearance and shall comply with 306.2.

Citation:

2010 ADAS Section: 306.2.1

As Built:

There is no knee or toe clearance at the picnic table.



Green Space: Picnic Area

Lat/Long: [42.24265, -83.71998]

Finding: 2 - Route

The accessible route contains loose gravel and/or surface materials that do not provide for a stable, firm slip resistant surface.

Floor and ground surfaces shall be stable, firm, and slip resistant.

2010 ADAS Section 302.1

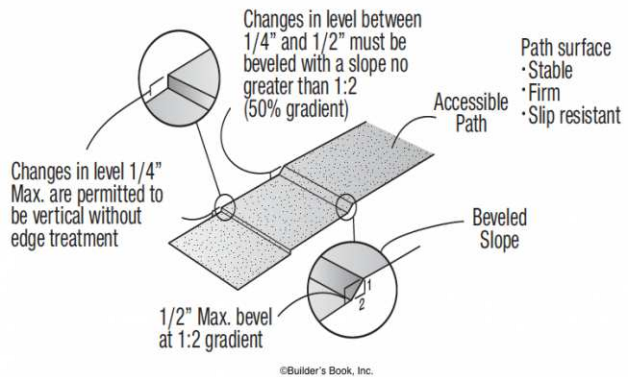
Floor and ground surfaces shall be stable, firm, and slip resistant and shall comply with 302.

Citation:

2010 ADAS Section: 302.1

As Built:

The surface is grass.



Play Area: Play Area

Lat/Long: [42.24321, -83.71947]

Finding: 3

There is a change in level greater than 1/4 inch.

1/4 inch is the maximum vertical rise. Changes in level between 1/4 inch and 1/2 inch must be beveled at 1:2 or less. Changes in level greater than 1/2 inch must be by way of a ramp.

2010 ADAS Section 303.3

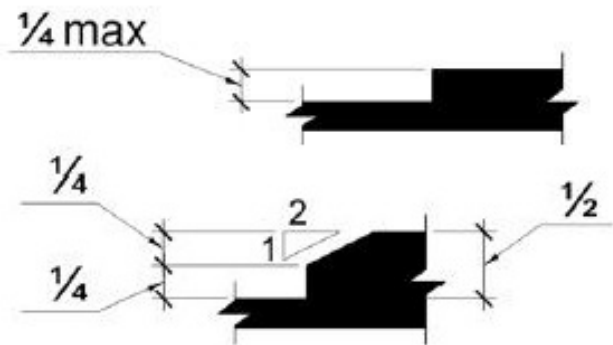
Changes in level between 1/4 inch (6.4 mm) high minimum and 1/2 inch (13 mm) high maximum shall be beveled with a slope not steeper than 1:2.

Citation:

2010 ADAS Section: 303.3

As Built:

There is a change in level greater than 1/4 at the entrance to the playground.



Play Area: Playground

Lat/Long: [42.24322, -83.7198]

Finding: 4

There is no accessible route to the element.

At least one accessible route shall connect accessible buildings, accessible facilities, accessible elements, and accessible spaces that are on the same site.

2010 ADAS Section 206.2.2

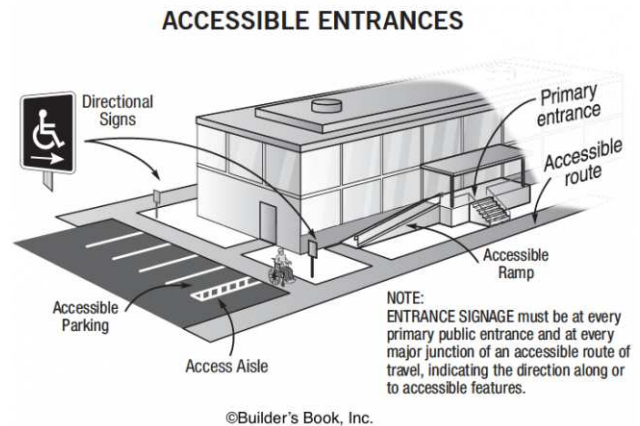
At least one accessible route shall connect accessible buildings, accessible facilities, accessible elements, and accessible spaces that are on the same site.

Citation:

2010 ADAS Section: 206.2.2

As Built:

There is no accessible route to the playground (about 75 linear feet).



Volleyball Court: Route

Lat/Long: [42.24273, -83.71888]

Finding: 5

There is no accessible route of travel from the public way.

At least one accessible route shall be provided within the site from accessible parking spaces and accessible passenger loading zones; public streets and sidewalks; and public transportation stops to the accessible building or facility they serve.

2010 ADAS Section 206.2.1

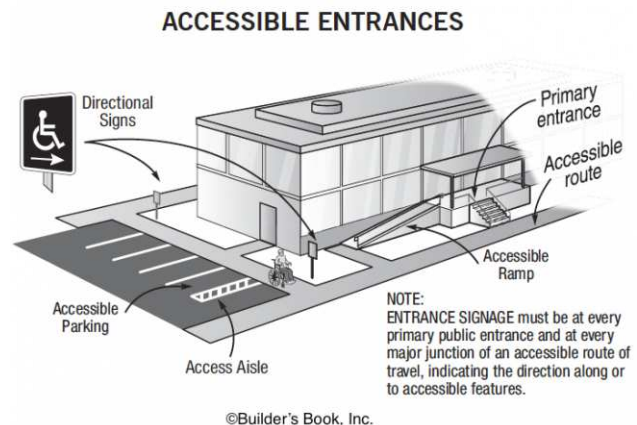
At least one accessible route shall be provided within the site from accessible parking spaces and accessible passenger loading zones; public streets and sidewalks; and public transportation stops to the accessible building or facility entrance they serve.

Citation:

2010 ADAS Section: 206.2.1

As Built:

The surface is grass.



Site Accessibility Evaluation



Bryant Community Center
3 W Eden Ct
Bryant Pattengill East, MI 48108
ADA Only

Inspection Date: 07/11/2022

Inspectors: Aileen Dryden, Arturo Pinero, Jesus Lardizabal, Juvelyn Owen, Olaf Brunjes

Prepared By



(512) 410 - 7059

alturalp.com

Report Date: 11/15/2022



DNR Accessibility Grading System for Parks and Recreation Facilities

Accessibility Grade

Definition

1

None of the facilities meet accessibility guidelines

2

Some facilities meet accessibility guidelines

3

Most facilities meet accessibility guidelines

4

The entire park meets accessibility guidelines

5

The entire park was developed using the principles of universal design

Exterior: Sidewalks

Lat/Long: [42.23402, -83.71228]

Finding: 1

The walkway contains abrupt vertical edges and/or variations over a 1/2 inch.

1/4 inch is the maximum vertical rise. Changes in level between 1/4 inch and 1/2 inch must be beveled at 1:2 or less.

Changes in level greater than 1/2 inch must be by way of a ramp.

2010 ADAS Section 303.3

Changes in level between 1/4 inch (6.4 mm) high minimum and 1/2 inch (13 mm) high maximum shall be beveled with a slope not steeper than 1:2.

2010 ADAS Section 303.2

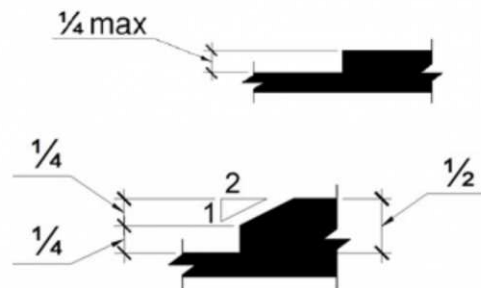
Changes in level of 1/4 inch (6.4 mm) high maximum shall be permitted to be vertical.

Citation:

2010 ADAS Section: 303.3, 303.2

As Built:

Bottom of ramp has a 1-1/2 inch vertical change in level



Exterior: Sidewalks

Lat/Long: [42.234, -83.71239]

Finding: 2

The handrail does not extend past the ramp.

Handrails must be between 34 inches and 38 inches above the ramp surface and must extend beyond the top and bottom of the ramp run 12 inches horizontally. The 12 inches horizontal extensions must not include the radius at the top end of round handrails. Extensions shall return to a wall, guard, or the landing surface, or shall be continuous to the handrail of an adjacent ramp run.

2010 ADAS Section 505.10.1

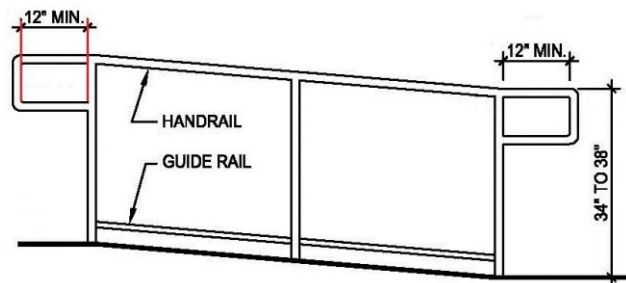
Ramp handrails shall extend horizontally above the landing for 12 inches (305 mm) minimum beyond the top and bottom of ramp runs. Extensions shall return to a wall, guard, or the landing surface, or shall be continuous to the handrail of an adjacent ramp run.

Citation:

2010 ADAS Section: 505.10.1

As Built:

Ramp handrails do not have top nor bottom extensions



Exterior: Sidewalks

Lat/Long: [42.23404, -83.71244]

Finding: 3

The bike repair station projects more than 4 inches into the circulation path.

Wall-mounted objects that have leading edges between 27 inches and 80 inches from the floor must not project more than 4 inches into the circulation path. Protruding objects that extend to the floor or within 27 inches of the floor are cane detectable and are therefore not hazardous. Where it is necessary or desirable to have objects protrude from the wall, a manner of cane detection must be provided.

2010 ADAS Section 307.2

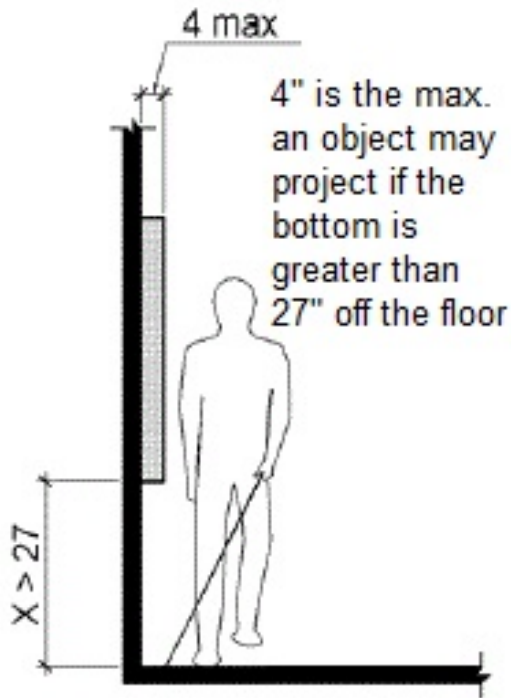
Objects with leading edges more than 27 inches (685 mm) and not more than 80 inches (2030 mm) above the finish floor or ground shall protrude 4 inches (100 mm) maximum horizontally into the circulation path.

Citation:

2010 ADAS Section: 307.2

As Built:

Bike repair station protrudes 12 inches at 58 inches high



Exterior: Trails

Lat/Long: [42.23419, -83.71253]

Finding: 4

There is no accessible route to the element.

At least one accessible route shall connect accessible buildings, accessible facilities, accessible elements, and accessible spaces that are on the same site.

2010 ADAS Section 206.2.2

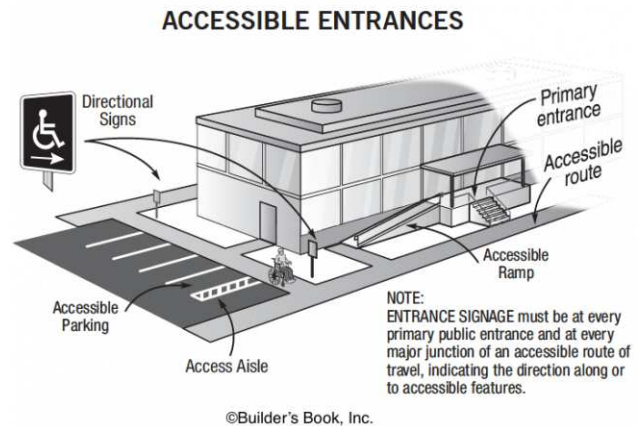
At least one accessible route shall connect accessible buildings, accessible facilities, accessible elements, and accessible spaces that are on the same site.

Citation:

2010 ADAS Section: 206.2.2

As Built:

No route provided to little library



Exterior: Play Areas

Lat/Long: [42.23376, -83.71272]

Finding: 5

There is no accessible route to the element.

At least one accessible route shall connect accessible buildings, accessible facilities, accessible elements, and accessible spaces that are on the same site.

2010 ADAS Section 206.2.2

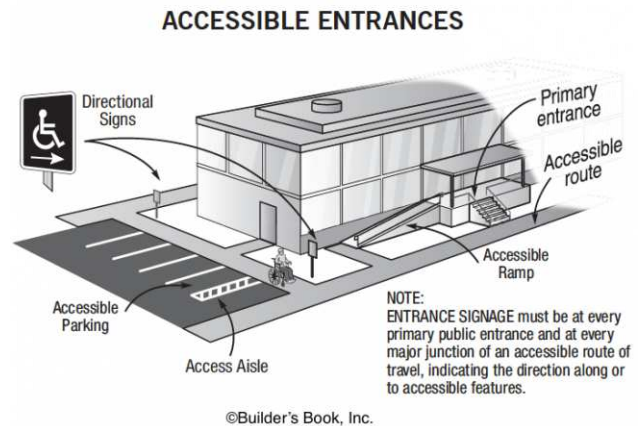
At least one accessible route shall connect accessible buildings, accessible facilities, accessible elements, and accessible spaces that are on the same site.

Citation:

2010 ADAS Section: 206.2.2

As Built:

No accessible routes provided to the courts



Finding #5 Additional Finding Photos



Exterior: Play Areas

Lat/Long: [42.23378, -83.71267]

Finding: 6

There is no accessible route to the element.

At least one accessible route shall connect accessible buildings, accessible facilities, accessible elements, and accessible spaces that are on the same site.

2010 ADAS Section 206.2.2

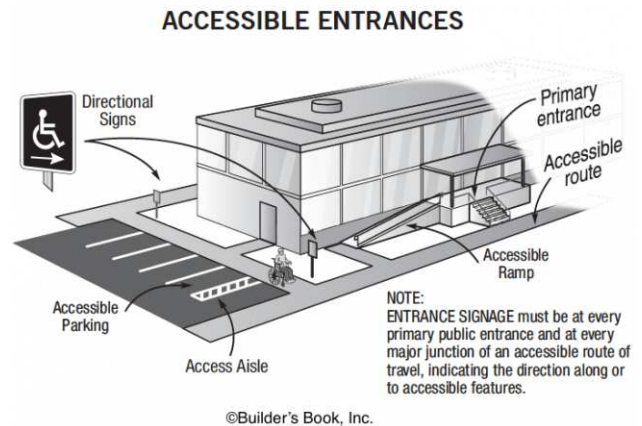
At least one accessible route shall connect accessible buildings, accessible facilities, accessible elements, and accessible spaces that are on the same site.

Citation:

2010 ADAS Section: 206.2.2

As Built:

No accessible route provided to the playground



Exterior: Play Areas

Lat/Long: [42.23374, -83.71262]

Finding: 7

Compliance with ASTM F1951 for accessibility for ground surfaces on accessible routes, clear floor or ground spaces, and turning spaces has not been determined.

Ground surfaces shall comply with ASTM F 1951. Ground surfaces shall be inspected and maintained regularly and frequently to ensure continued compliance with ASTM F 1951.

2010 ADAS Section 1008.2.6.1

Ground surfaces shall comply with ASTM F 1951 (incorporated by reference, see "Referenced Standards" in Chapter 1). Ground surfaces shall be inspected and maintained regularly and frequently to ensure continued compliance with ASTM F 1951.

Citation:

2010 ADAS Section: 1008.2.6.1

As Built:

Need to add more mulch



Finding #7 Additional Finding Photos



Exterior: Play Areas

Lat/Long: [42.23363, -83.71273]

Finding: 8

The transfer platform is not within the compliant range above the ground.

The height of transfer platforms shall be 11 inches minimum and 18 inches maximum measured to the top of the surface from the ground or floor surface.

2010 ADAS Section 1008.3.1.2

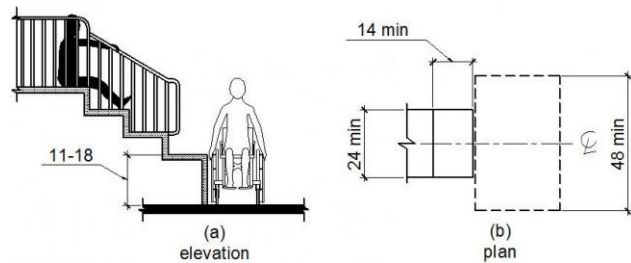
The height of transfer platforms shall be 11 inches (280 mm) minimum and 18 inches (455 mm) maximum measured to the top of the surface from the ground or floor surface.

Citation:

2010 ADAS Section: 1008.3.1.2

As Built:

21" above ground



Lobby: Reception Area

Lat/Long: [42.2342, -83.71269]

Finding: 9

The counter projects more than 4 inches into the circulation path.

Wall-mounted objects that have leading edges between 27 inches and 80 inches from the floor must not project more than 4 inches into the circulation path. Protruding objects that extend to the floor or within 27 inches of the floor are cane detectable and are therefore not hazardous. Where it is necessary or desirable to have objects protrude from the wall, a manner of cane detection must be provided.

2010 ADAS Section 307.2

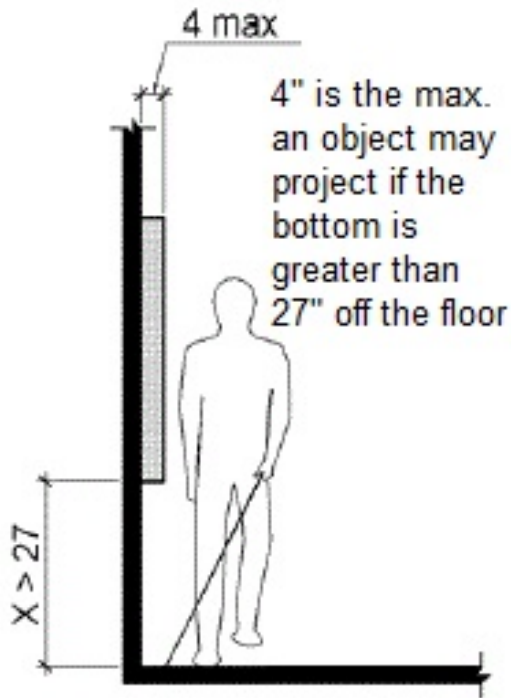
Objects with leading edges more than 27 inches (685 mm) and not more than 80 inches (2030 mm) above the finish floor or ground shall protrude 4 inches (100 mm) maximum horizontally into the circulation path.

Citation:

2010 ADAS Section: 307.2

As Built:

Counter protrudes 9 inches



Lobby: Hallway

Lat/Long: [42.23391, -83.7126]

Finding: 10

The maneuvering clearance on the pull side of the door extends less than 18 inches beyond the latch side of the door.

Maneuvering space for interior doors on the pull side with a front approach must be flat (2% max. slope in any direction) for a minimum distance of 60 inches in the direction of travel. The width of the maneuvering space must be as wide as the door plus an additional 18 inches on the latch side. This latch side clearance must also be flat (2% max. slope in any direction) and clear of obstructions.

2010 ADAS Section 404.2.4.1

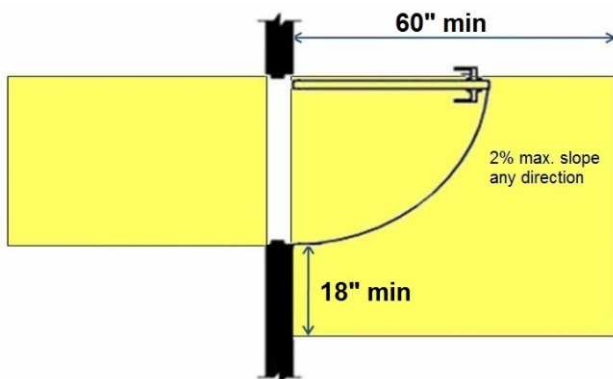
Swinging doors and gates shall have maneuvering clearances complying with Table 404.2.4.1.

Citation:

2010 ADAS Section: 404.2.4.1

As Built:

Clearance extends 4”



Office Space: Office

Lat/Long: [42.23395, -83.71269]

Finding: 11

The shelf projects more than 4 inches into the circulation path.

Wall-mounted objects that have leading edges between 27 inches and 80 inches from the floor must not project more than 4 inches into the circulation path. Protruding objects that extend to the floor or within 27 inches of the floor are cane detectable and are therefore not hazardous. Where it is necessary or desirable to have objects protrude from the wall, a manner of cane detection must be provided.

2010 ADAS Section 307.2

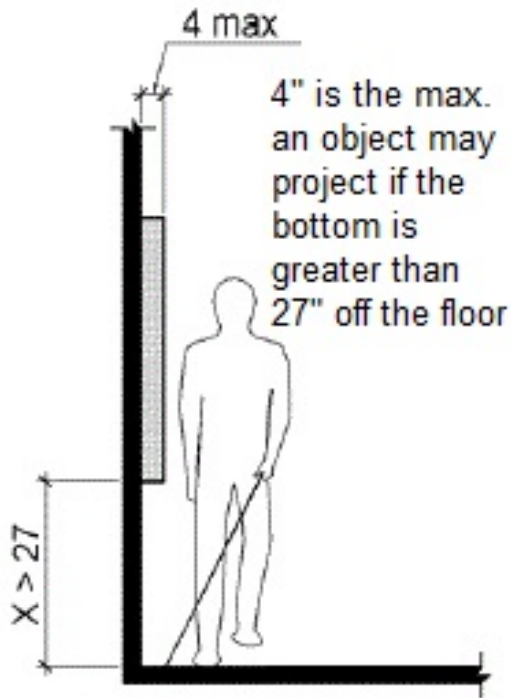
Objects with leading edges more than 27 inches (685 mm) and not more than 80 inches (2030 mm) above the finish floor or ground shall protrude 4 inches (100 mm) maximum horizontally into the circulation path.

Citation:

2010 ADAS Section: 307.2

As Built:

Office by kitchen has a shelf that protrudes 10 inches



Office Space: Office

Lat/Long: [42.23397, -83.71239]

Finding: 12

The TV projects more than 4 inches into the circulation path.

Wall-mounted objects that have leading edges between 27 inches and 80 inches from the floor must not project more than 4 inches into the circulation path. Protruding objects that extend to the floor or within 27 inches of the floor are cane detectable and are therefore not hazardous. Where it is necessary or desirable to have objects protrude from the wall, a manner of cane detection must be provided.

2010 ADAS Section 307.2

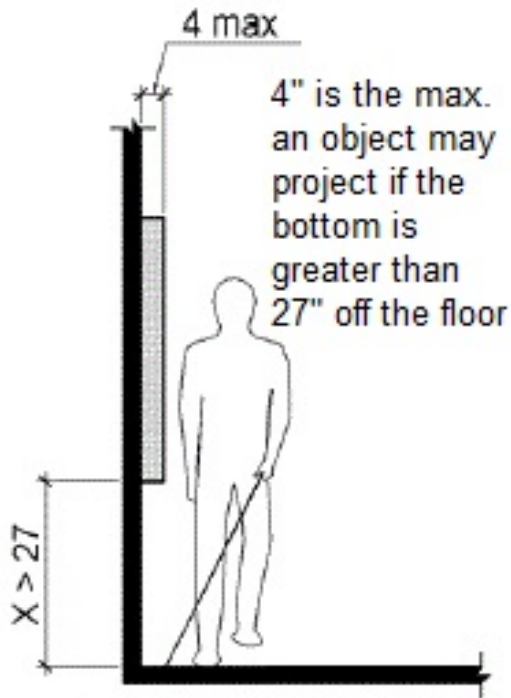

Objects with leading edges more than 27 inches (685 mm) and not more than 80 inches (2030 mm) above the finish floor or ground shall protrude 4 inches (100 mm) maximum horizontally into the circulation path.

Citation:

2010 ADAS Section: 307.2

As Built:

Wall-mounted TV in Global Room protrudes 6 inches



Office Space: Office

Lat/Long: [42.23405, -83.71246]

Finding: 13

The TV projects more than 4 inches into the circulation path.

Wall-mounted objects that have leading edges between 27 inches and 80 inches from the floor must not project more than 4 inches into the circulation path. Protruding objects that extend to the floor or within 27 inches of the floor are cane detectable and are therefore not hazardous. Where it is necessary or desirable to have objects protrude from the wall, a manner of cane detection must be provided.

2010 ADAS Section 307.2

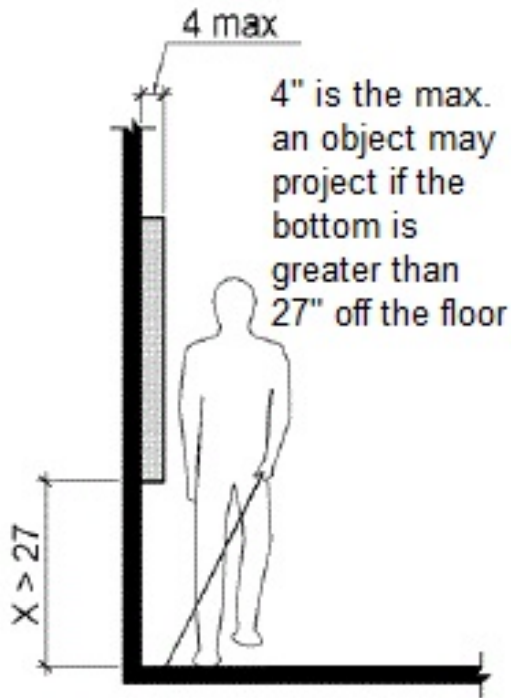
Objects with leading edges more than 27 inches (685 mm) and not more than 80 inches (2030 mm) above the finish floor or ground shall protrude 4 inches (100 mm) maximum horizontally into the circulation path.

Citation:

2010 ADAS Section: 307.2

As Built:

Wall-mounted TV in Nature Room protrudes 10 inches



Office Space: Office

Lat/Long: [42.23405, -83.71246]

Finding: 14

The TV projects more than 4 inches into the circulation path.

Wall-mounted objects that have leading edges between 27 inches and 80 inches from the floor must not project more than 4 inches into the circulation path. Protruding objects that extend to the floor or within 27 inches of the floor are cane detectable and are therefore not hazardous. Where it is necessary or desirable to have objects protrude from the wall, a manner of cane detection must be provided.

2010 ADAS Section 307.2

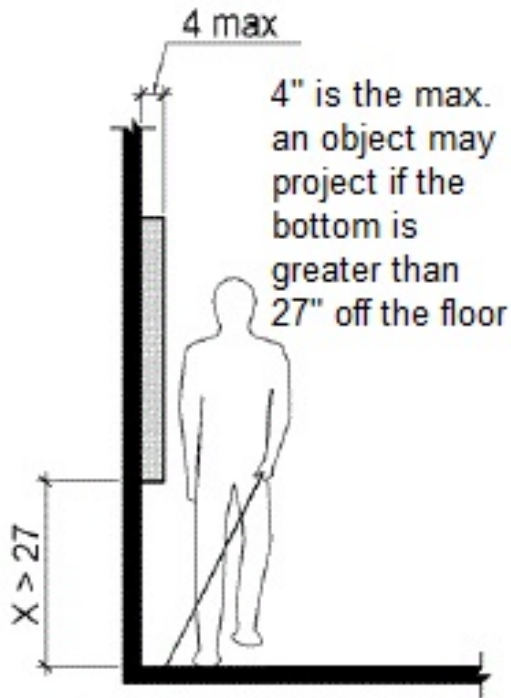
Objects with leading edges more than 27 inches (685 mm) and not more than 80 inches (2030 mm) above the finish floor or ground shall protrude 4 inches (100 mm) maximum horizontally into the circulation path.

Citation:

2010 ADAS Section: 307.2

As Built:

Shelf in Nature Room protrudes 12 inches



Office Space: Unisex Restroom

Lat/Long: [42.23373, -83.71211]

Finding: 15

The mirror is mounted too high.

Mirrors must have the bottom edge of the reflecting surface a maximum of 40 inches above the floor if above a sink or counter. Mirrors not located above lavatories or countertops shall be installed with the bottom edge of the reflecting surface 35 inches maximum above the finish floor or ground.

2010 ADAS Section 603.3

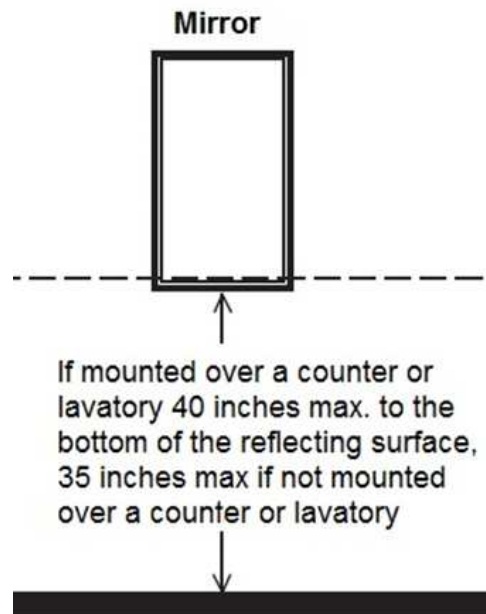
Mirrors located above lavatories or countertops shall be installed with the bottom edge of the reflecting surface 40 inches (1015 mm) maximum above the finish floor or ground. Mirrors not located above lavatories or countertops shall be installed with the bottom edge of the reflecting surface 35 inches (890 mm) maximum above the finish floor or ground.

Citation:

2010 ADAS Section: 603.3

As Built:

43"



Office Space: Unisex Restroom

Lat/Long: [42.23378, -83.7122]

Finding: 16

The water and drain pipes under the lavatory are not adequately insulated.

Water supply and drain pipes under lavatories and sinks shall be insulated or otherwise configured to protect against contact. There shall be no sharp or abrasive surfaces under lavatories and sinks.

2010 ADAS Section 606.5

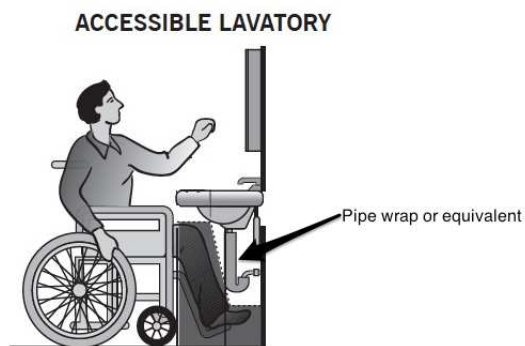
Water supply and drain pipes under lavatories and sinks shall be insulated or otherwise configured to protect against contact. There shall be no sharp or abrasive surfaces under lavatories and sinks.

Citation:

2010 ADAS Section: 606.5

As Built:

N/A



Office Space: Unisex Restroom

Lat/Long: [42.23376, -83.71237]

Finding: 17

The rear grab bar does not extend adequately past the toilet on the wide side.

The rear grab bar must be a minimum of 36 inches long and extend from the centerline of the toilet 12 inches minimum on wall side and 24 inches minimum on the wide side.

Grab bars shall be installed in a horizontal position, 33 inches minimum and 36 inches maximum above the finish floor measured to the top of the gripping surface and the space between the grab bar and the top of the tank shall be 1-1/2 inches minimum.

2010 ADAS Section 604.5.2

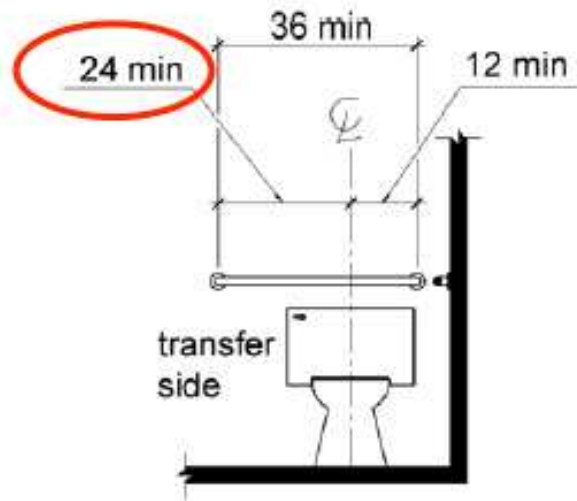
The rear wall grab bar shall be 36 inches (915 mm) long minimum and extend from the centerline of the water closet 12 inches (305 mm) minimum on one side and 24 inches (610 mm) minimum on the other side.

Citation:

2010 ADAS Section: 604.5.2

As Built:

The grab bar is less than 36" long



Office Space: Unisex Restroom

Lat/Long: [42.2338, -83.71241]

Finding: 18

The space below the grab bar and/or at the ends is less than 1 1/2 inches.

The space between the wall and the grab bar shall be 1 1/2 inches. Adjacent elements shall be positioned to provide unobstructed use of grab bars. The space between the grab bar and projecting objects below and at the ends shall be 1-1/2 inches minimum. The space between the grab bar and projecting objects above shall be 12 inches minimum.

2010 ADAS Section 609.3

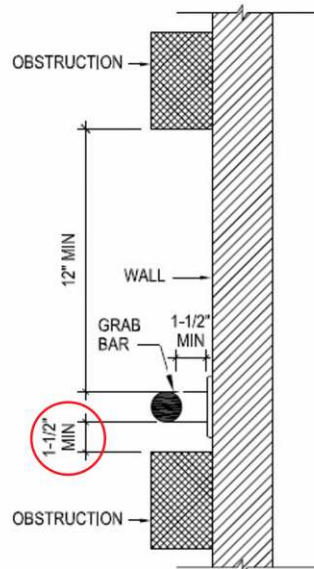
The space between the wall and the grab bar shall be 1 1/2 inches (38 mm). The space between the grab bar and projecting objects below and at the ends shall be 1 1/2 inches (38 mm) minimum. The space between the grab bar and projecting objects above shall be 12 inches (305 mm) minimum.

Citation:

2010 ADAS Section: 609.3

As Built:

The water closet is less than 1 1/2” below the grab bar



Office Space: Unisex Restroom

Lat/Long: [42.23376, -83.71243]

Finding: 19

The element is positioned less than 12 inches from the top of the grab bar.

Elements adjacent to the grab bar shall be positioned to provide unobstructed use of grab bars. The space between the grab bar and projecting objects below and at the ends shall be 1-1/2 inches minimum. The space between the grab bar and projecting objects above shall be 12 inches minimum.

2010 ADAS Section 609.3

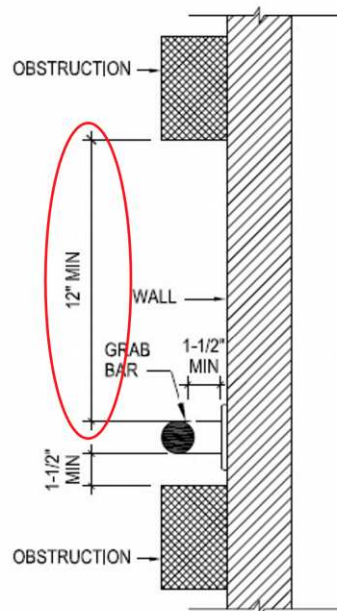
The space between the wall and the grab bar shall be 1 1/2 inches (38 mm). The space between the grab bar and projecting objects below and at the ends shall be 1 1/2 inches (38 mm) minimum. The space between the grab bar and projecting objects above shall be 12 inches (305 mm) minimum.

Citation:

2010 ADAS Section: 609.3

As Built:

The dispenser is less than 12" above the side bar



Office Space: Unisex Restroom

Lat/Long: [42.23372, -83.7123]

Finding: 20

The side grab bar does not extend far enough from the rear wall.

The side grab bar must extend at least 54 inches minimum beyond the rear wall and start a maximum of 12 inches from the rear wall. A 42 inch grab bar installed the maximum distance from the rear wall (12 inches) will leave the leading end 54 inches from the rear wall.

Grab bars shall be installed in a horizontal position, 33 inches minimum and 36 inches maximum above the finish floor measured to the top of the gripping surface.

2010 ADAS Section 604.5.1

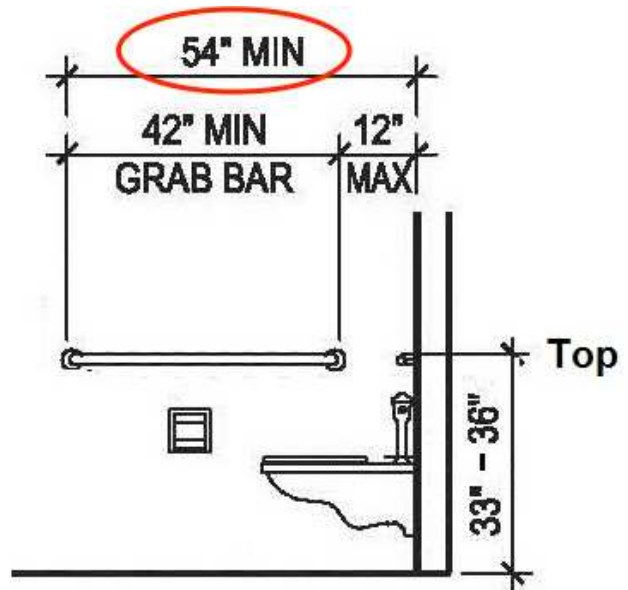
The side wall grab bar shall be 42 inches (1065 mm) long minimum, located 12 inches (305 mm) maximum from the rear wall and extending 54 inches (1370 mm) minimum from the rear wall.

Citation:

2010 ADAS Section: 604.5.1

As Built:

46" from rear wall



Office Space: Unisex Restroom

Lat/Long: [42.23385, -83.71238]

Finding: 21

The paper towel dispenser's operation mechanism is too high off the floor.

Dispensers must have all operable parts a maximum of 48 inches above the floor.

2010 ADAS Section 308.2.1

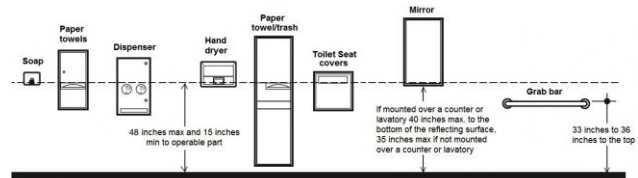
Where a forward reach is unobstructed, the high forward reach shall be 48 inches (1220 mm) maximum and the low forward reach shall be 15 inches (380 mm) minimum above the finish floor or ground.

Citation:

2010 ADAS Section: 308.2.1

As Built:

More than 49" from floor. It is also a protruding object



Office Space: Unisex Restroom

Lat/Long: [42.23385, -83.71238]

Finding: 22

The toilet paper is not installed within the compliant range.

Toilet paper dispensers shall be 7 inches minimum and 9 inches maximum in front of the water closet measured to the centerline of the dispenser. The outlet of the dispenser shall be 15 inches minimum and 48 inches maximum above the finish floor and shall not be located behind grab bars. Dispensers shall not be of a type that controls delivery or that does not allow continuous paper flow. There shall be a clearance of 1 1/2 inches minimum below the grab bar.

2010 ADAS Section 604.7

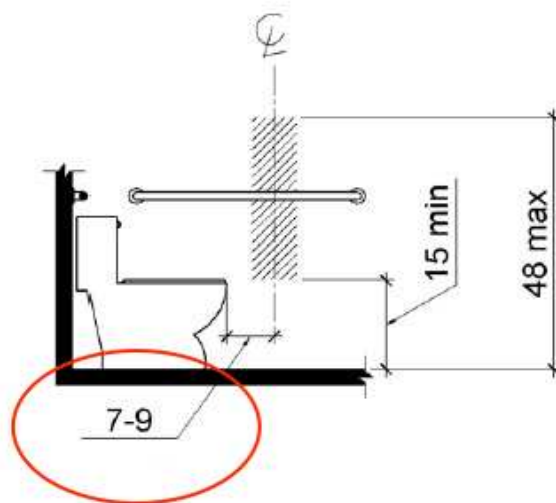
Toilet paper dispensers shall comply with 309.4 and shall be 7 inches (180 mm) minimum and 9 inches (230 mm) maximum in front of the water closet measured to the centerline of the dispenser. The outlet of the dispenser shall be 15 inches (380 mm) minimum and 48 inches (1220 mm) maximum above the finish floor and shall not be located behind grab bars. Dispensers shall not be of a type that controls delivery or that does not allow continuous paper flow.

Citation:

2010 ADAS Section: 604.7

As Built:

Less than 7” in front LF the water closet



Office Space: Unisex Restroom

Lat/Long: [42.23392, -83.71243]

Finding: 23

The maneuvering clearance on the pull side of the door extends less than 18 inches beyond the latch side of the door.

Maneuvering space for interior doors on the pull side with a front approach must be flat (2% max. slope in any direction) for a minimum distance of 60 inches in the direction of travel. The width of the maneuvering space must be as wide as the door plus an additional 18 inches on the latch side. This latch side clearance must also be flat (2% max. slope in any direction) and clear of obstructions.

2010 ADAS Section 404.2.4.1

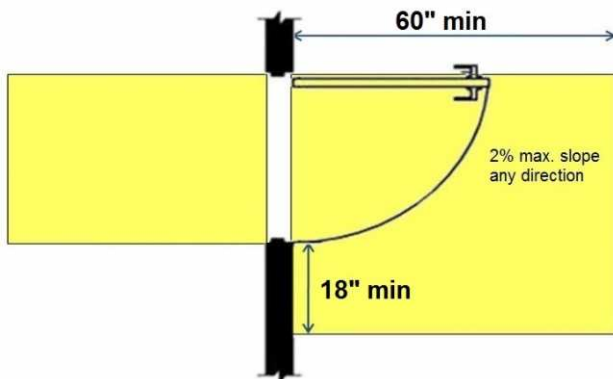
Swinging doors and gates shall have maneuvering clearances complying with Table 404.2.4.1.

Citation:

2010 ADAS Section: 404.2.4.1

As Built:

Clearance does extends 3” on latch side



Office Space: Conference Room

Lat/Long: [42.23391, -83.71243]

Finding: 24

The AED box projects more than 4 inches into the circulation path.

Wall-mounted objects that have leading edges between 27 inches and 80 inches from the floor must not project more than 4 inches into the circulation path. Protruding objects that extend to the floor or within 27 inches of the floor are cane detectable and are therefore not hazardous. Where it is necessary or desirable to have objects protrude from the wall, a manner of cane detection must be provided.

2010 ADAS Section 307.2

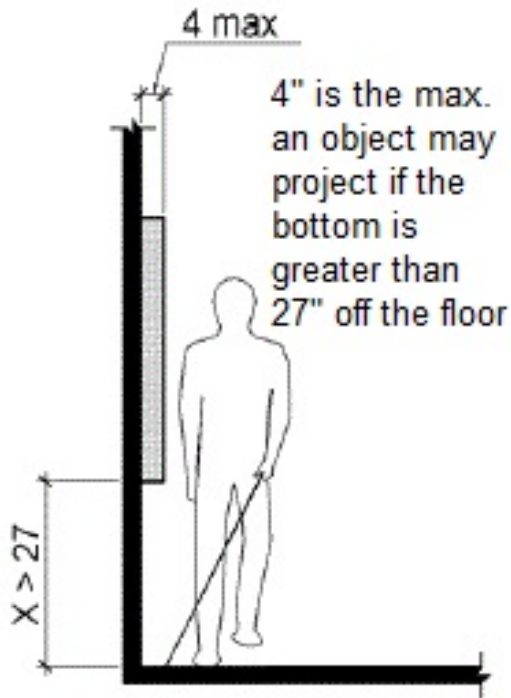
Objects with leading edges more than 27 inches (685 mm) and not more than 80 inches (2030 mm) above the finish floor or ground shall protrude 4 inches (100 mm) maximum horizontally into the circulation path.

Citation:

2010 ADAS Section: 307.2

As Built:

AED box protrudes 6 inches



Office Space: Conference Room

Lat/Long: [42.23384, -83.71219]

Finding: 25

Knee and toe clearance has not been provided at the sink.

The knee clearance shall be 11 inches deep minimum at 9 inches above the finish floor or ground, and 8 inches deep minimum at 27 inches above the finish floor or ground.

The toe clearance is the space under the sink between the finish floor or ground and 9 inches above the finish floor 30 inches wide minimum. The toe clearance shall extend a minimum of 17 inches and a maximum of 25 inches underneath the sink.

2010 ADAS Section 606.2

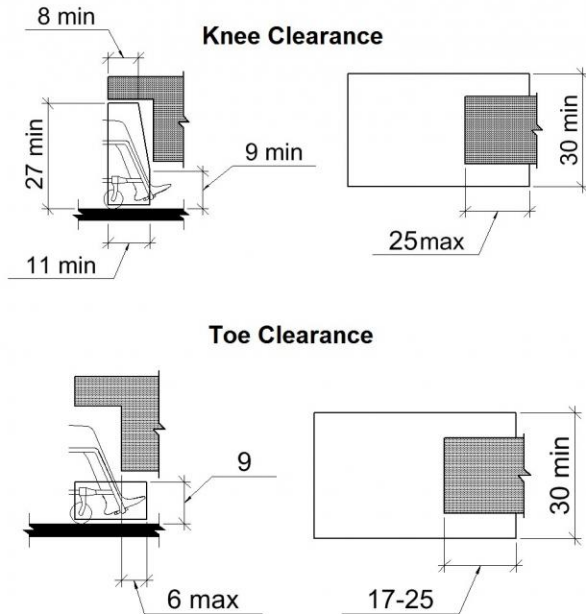
A clear floor space complying with 305, positioned for a forward approach, and knee and toe clearance complying with 306 shall be provided.

Citation:

2010 ADAS Section: 606.2

As Built:

The sink in the conference room does not have a knee and toe clearance



Office Space: Conference Room

Lat/Long: [42.23379, -83.7124]

Finding: 26

The drinking fountain projects from the wall into the pedestrian way with its leading edge above 27 inches from the floor.

Objects may protrude no more than 4 inches into circulation route when located between 27 and 80 inches above the floor. All drinking fountains shall be positioned so as not to encroach into pedestrian ways.

2010 ADAS Section 307.2

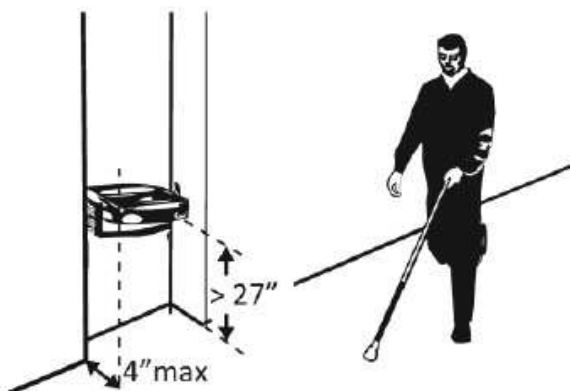
Objects with leading edges more than 27 inches (685 mm) and not more than 80 inches (2030 mm) above the finish floor or ground shall protrude 4 inches (100 mm) maximum horizontally into the circulation path.

Citation:

2010 ADAS Section: 307.2

As Built:

Low drinking fountain products 8 inches at 30 inches high



Office Space: Conference Room

Lat/Long: [42.23379, -83.7124]

Finding: 27

There is no drinking fountain for standing persons.

No fewer than two drinking fountains shall be provided. One drinking fountain shall meet requirements for wheelchair accessibility and one drinking fountain shall meet requirements for standing persons.

Where a single drinking fountain complies with both wheelchair accessibility and requirements for standing persons, it shall be permitted to be substituted for two separate drinking fountains.

Spout outlets of drinking fountains for standing persons shall be 38 inches minimum and 43 inches maximum above the finish floor or ground.

2010 ADAS Section 602.7

Spout outlets of drinking fountains for standing persons shall be 38 inches (965 mm) minimum and 43 inches (1090 mm) maximum above the finish floor or ground.

2010 ADAS Section 211.2

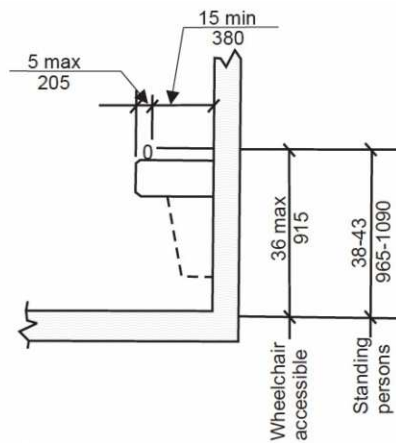
No fewer than two drinking fountains shall be provided. One drinking fountain shall comply with 602.1 through 602.6 and one drinking fountain shall comply with 602.7.

Citation:

2010 ADAS Section: 602.7, 211.2

As Built:

There is no high drinking fountain provided



Office Space: Conference Room

Lat/Long: [42.23391, -83.71243]

Finding: 28

The element is not positioned correctly for either a side or front approach.

Where a clear floor or ground space allows a parallel or front approach and the side reach is unobstructed, the high side reach shall be 48 inches maximum above the finish floor or ground and the low side reach shall be 15 inches minimum above the finish floor or ground.

2010 ADAS Section 308.2.1

Where a forward reach is unobstructed, the high forward reach shall be 48 inches (1220 mm) maximum and the low forward reach shall be 15 inches (380 mm) minimum above the finish floor or ground.

2010 ADAS Section 308.3.1

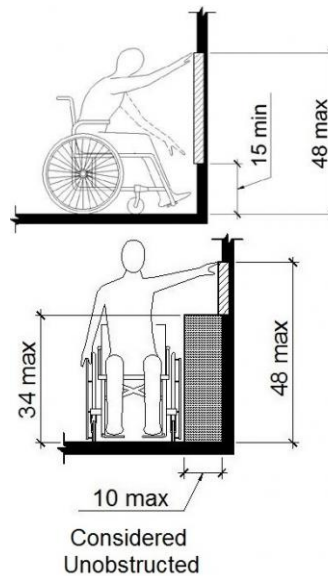

Where a clear floor or ground space allows a parallel approach to an element and the side reach is unobstructed, the high side reach shall be 48 inches (1220 mm) maximum and the low side reach shall be 15 inches (380 mm) minimum above the finish floor or ground.

Citation:

2010 ADAS Section: 308.2.1, 308.3.1

As Built:

AED box is 58 inches high



Office Space: Conference Room

Lat/Long: [42.23381, -83.71231]

Finding: 29

The element is not positioned correctly for either a side or front approach.

Where a clear floor or ground space allows a parallel or front approach and the side reach is unobstructed, the high side reach shall be 48 inches maximum above the finish floor or ground and the low side reach shall be 15 inches minimum above the finish floor or ground.

2010 ADAS Section 308.2.1

Where a forward reach is unobstructed, the high forward reach shall be 48 inches (1220 mm) maximum and the low forward reach shall be 15 inches (380 mm) minimum above the finish floor or ground.

2010 ADAS Section 308.3.1

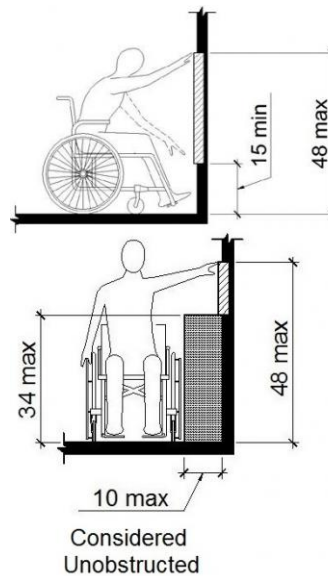
Where a clear floor or ground space allows a parallel approach to an element and the side reach is unobstructed, the high side reach shall be 48 inches (1220 mm) maximum and the low side reach shall be 15 inches (380 mm) minimum above the finish floor or ground.

Citation:

2010 ADAS Section: 308.2.1, 308.3.1

As Built:

First aid box is 63 inches high



Office Space: Conference Room

Lat/Long: [42.23389, -83.71244]

Finding: 30

The element is not accessible because it is located over an obstruction greater than 34 inches tall.

Where a clear floor or ground space allows a parallel approach to an element and the high side reach is over an obstruction, the height of the obstruction shall be 34 inches maximum and the depth of the obstruction shall be 24 inches maximum. The high side reach shall be 48 inches maximum for a reach depth of 10 inches maximum. Where the reach depth exceeds 10 inches, the high side reach shall be 46 inches maximum for a reach depth of 24 inches maximum.

2010 ADAS Section 308.3.2

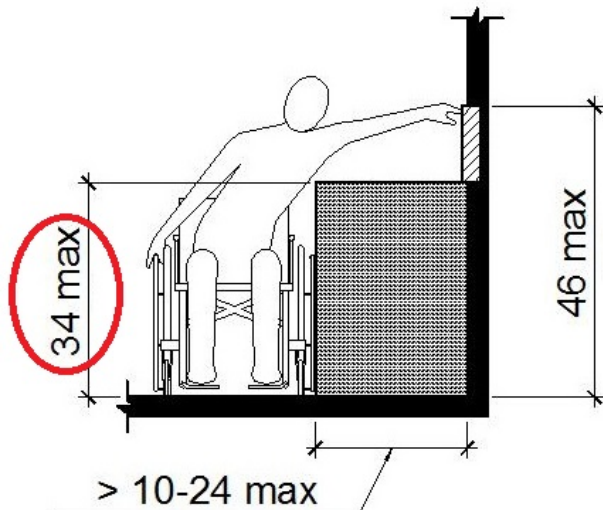
Where a clear floor or ground space allows a parallel approach to an element and the high side reach is over an obstruction, the height of the obstruction shall be 34 inches (865 mm) maximum and the depth of the obstruction shall be 24 inches (610 mm) maximum. The high side reach shall be 48 inches (1220 mm) maximum for a reach depth of 10 inches (255 mm) maximum. Where the reach depth exceeds 10 inches (255 mm), the high side reach shall be 46 inches (1170 mm) maximum for a reach depth of 24 inches (610 mm) maximum

Citation:

2010 ADAS Section: 308.3.2

As Built:

Paper towel dispenser is 54 inches high



Kitchen: Kitchen Area

Lat/Long: [42.23388, -83.71284]

Finding: 31

The coat hook is installed greater than 48 inches above the finished floor.

Where a forward reach is unobstructed, the high forward reach shall be 48 inches maximum above the finished floor.

2010 ADAS Section 308.2.1

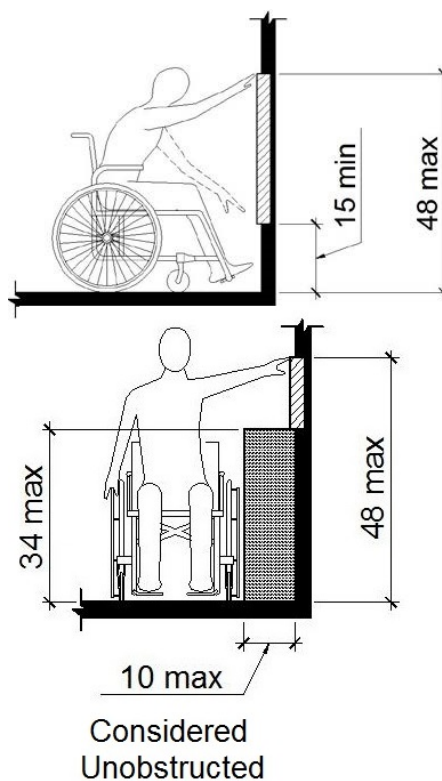
Where a forward reach is unobstructed, the high forward reach shall be 48 inches (1220 mm) maximum and the low forward reach shall be 15 inches (380 mm) minimum above the finish floor or ground.

Citation:

2010 ADAS Section: 308.2.1

As Built:

64" above floor



Kitchen: Kitchen Area

Lat/Long: [42.23391, -83.71271]

Finding: 32

The water and drain pipes under the lavatory are not adequately insulated.

Water supply and drain pipes under lavatories and sinks shall be insulated or otherwise configured to protect against contact. There shall be no sharp or abrasive surfaces under lavatories and sinks.

2010 ADAS Section 606.5

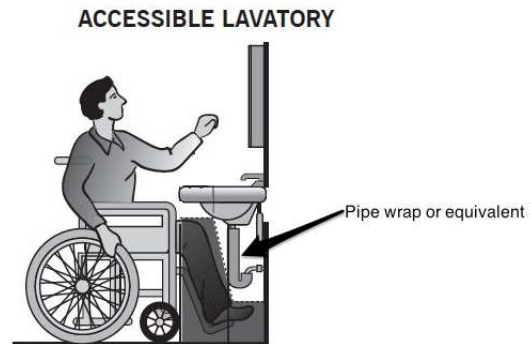
Water supply and drain pipes under lavatories and sinks shall be insulated or otherwise configured to protect against contact. There shall be no sharp or abrasive surfaces under lavatories and sinks.

Citation:

2010 ADAS Section: 606.5

As Built:

N/A



Kitchen: Kitchen Area

Lat/Long: [42.23395, -83.7127]

Finding: 33

The counter projects more than 4 inches into the circulation path.

Wall-mounted objects that have leading edges between 27 inches and 80 inches from the floor must not project more than 4 inches into the circulation path. Protruding objects that extend to the floor or within 27 inches of the floor are cane detectable and are therefore not hazardous. Where it is necessary or desirable to have objects protrude from the wall, a manner of cane detection must be provided.

2010 ADAS Section 307.2

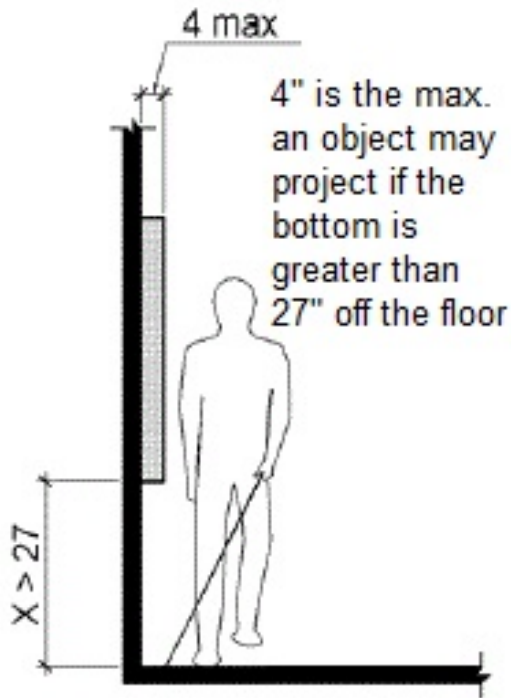
Objects with leading edges more than 27 inches (685 mm) and not more than 80 inches (2030 mm) above the finish floor or ground shall protrude 4 inches (100 mm) maximum horizontally into the circulation path.

Citation:

2010 ADAS Section: 307.2

As Built:

Kitchen passthrough counter protrudes 12 inches at 41 inches high



Kitchen: Kitchen Area

Lat/Long: [42.23396, -83.71304]

Finding: 34

Knee and toe clearance has not been provided at the sink.

The knee clearance shall be 11 inches deep minimum at 9 inches above the finish floor or ground, and 8 inches deep minimum at 27 inches above the finish floor or ground.

The toe clearance is the space under the sink between the finish floor or ground and 9 inches above the finish floor 30 inches wide minimum. The toe clearance shall extend a minimum of 17 inches and a maximum of 25 inches underneath the sink.

2010 ADAS Section 606.2

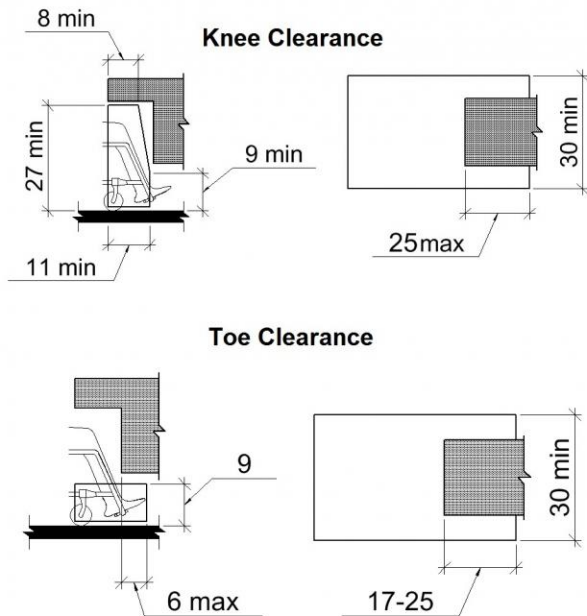
A clear floor space complying with 305, positioned for a forward approach, and knee and toe clearance complying with 306 shall be provided.

Citation:

2010 ADAS Section: 606.2

As Built:

Kitchen sink does not have a knee and toe clearance



Kitchen: Kitchen Area

Lat/Long: [42.23397, -83.71249]

Finding: 35

The door must have a smooth surface within 10 inches of the floor on the push side.

Swinging door surfaces within 10 inches of the finish floor or ground measured vertically must have a smooth surface on the push side extending the full width of the door. Parts creating horizontal or vertical joints in these surfaces shall be within 1/16 inch of the same plane as the other. All gates, including ticket gates, shall meet all applicable specifications for doors.

2010 ADAS Section 404.2.10

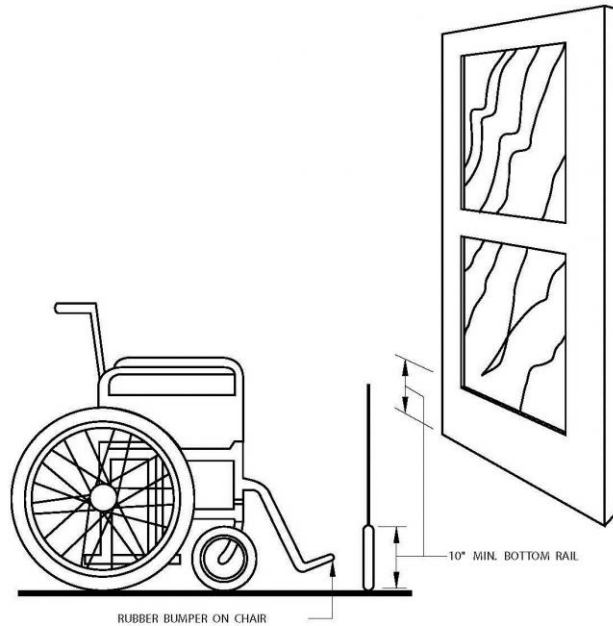
Swinging door and gate surfaces within 10 inches (255 mm) of the finish floor or ground measured vertically shall have a smooth surface on the push side extending the full width of the door or gate. Parts creating horizontal or vertical joints in these surfaces shall be within 1/16 inch (1.6 mm) of the same plane as the other. Cavities created by added kick plates shall be capped.

Citation:

2010 ADAS Section: 404.2.10

As Built:

Door to kitchen has 5 inches of smooth surface



Site Accessibility Evaluation



Buhr Oak Park Pool and Ice Arena
2751 Packard St
Allen, MI 48104
ADA Only

Inspection Date: 07/11/2022

Inspectors: Aileen Dryden, Arturo Pinero, Jesus Lardizabal, Juvelyn Owen, Olaf Brunjes

Prepared By



(512) 410 - 7059

alturalp.com

Report Date: 11/15/2022



DNR Accessibility Grading System for Parks and Recreation Facilities

Accessibility Grade

Definition

1

None of the facilities meet accessibility guidelines

2

Some facilities meet accessibility guidelines

3

Most facilities meet accessibility guidelines

4

The entire park meets accessibility guidelines

5

The entire park was developed using the principles of universal design

Parking: Parking Lot

Lat/Long: [42.2477, -83.7109]

Finding: 1 - Van Sign

The van stall is missing a sign identifying it as a van accessible stall.

Parking space identification signs shall include the International Symbol of Accessibility. Signs identifying van parking spaces shall contain the designation "van accessible."

2010 ADAS Section 502.6

Parking space identification signs shall include the International Symbol of Accessibility complying with 703.7.2.1. Signs identifying van parking spaces shall contain the designation "van accessible." Signs shall be 60 inches (1525 mm) minimum above the finish floor or ground surface measured to the bottom of the sign.

Citation:

2010 ADAS Section: 502.6

As Built:

No van sign provided; at least one with a van access aisle must have a van sign



Parking: Parking Lot

Lat/Long: [42.24615, -83.71144]

Finding: 2 - Accessible Parking Stalls

There are no van accessible parking stalls.

1 in every 6, minimum of one, required accessible stalls must be a van accessible stall.

There are a total of 17 parking stalls in the parking lot that could be reasonably associated with this facility. There should be a minimum of 1 accessible stalls with a minimum of 1 being designed as van accessible.

2010 ADAS Section 208.2

Parking spaces complying with 502 shall be provided in accordance with Table 208.2 except as required by 208.2.1, 208.2.2, and 208.2.3. Where more than one parking facility is provided on a site, the number of accessible spaces provided on the site shall be calculated according to the number of spaces required for each parking facility.

2010 ADAS Section 208.2.4

For every six or fraction of six parking spaces required by 208.2 to comply with 502, at least one shall be a van parking space complying with 502.

Citation:

2010 ADAS Section: 208.2, 208.2.4

As Built:

Parking by tennis courts - 2 accessible stalls without a van accessible



Total Number of Parking Spaces Provided in Parking Facility	Minimum Number of Required Accessible Parking Spaces
1 to 25	1
26 to 50	2
51 to 75	3
76 to 100	4
101 to 150	5
151 to 200	6
201 to 300	7
301 to 400	8
401 to 500	9
501 to 1000	2 percent of total
1001 and over	20, plus 1 for each 100, or fraction thereof, over 1000

Parking: Parking Lot

Lat/Long: [42.24615, -83.71144]

Finding: 3 - Accessible Parking Stalls Slope

The cross slope (narrow dimension) of the parking stall exceeds 2%.

The running and cross slope in an accessible parking stall and the access aisle must not exceed 2%.

2010 ADAS Section 502.4

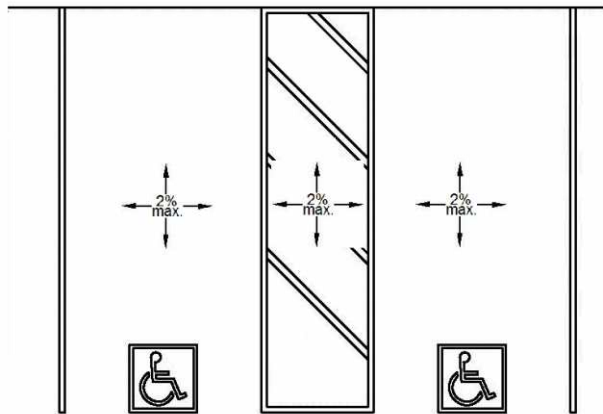
Parking spaces and access aisles serving them shall comply with 302. Access aisles shall be at the same level as the parking spaces they serve. Changes in level are not permitted.

Citation:

2010 ADAS Section: 502.4

As Built:

Parking by tennis courts - 2 accessible stalls with up to 4% slope



Exterior: Sidewalks

Lat/Long: [42.24979, -83.71241]

Finding: 4 - Accessible Route

The accessible route contains loose gravel and/or surface materials that do not provide for a stable, firm slip resistant surface.

Floor and ground surfaces shall be stable, firm, and slip resistant.

2010 ADAS Section 302.1

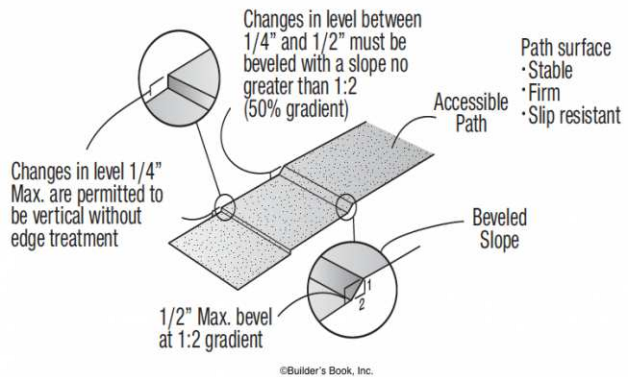
Floor and ground surfaces shall be stable, firm, and slip resistant and shall comply with 302.

Citation:

2010 ADAS Section: 302.1

As Built:

Path from Essex Rd to Allen Elementary School with broken asphalt



Exterior: Sidewalks

Lat/Long: [42.24961, -83.71217]

Finding: 5 - Accessible Route

The accessible path of travel has cross slopes greater than 2%.

Surface cross slopes shall not exceed one unit vertical in 48 units horizontal (2-percent slope). When the slope in the direction of travel of any walk exceeds 1 unit vertical in 20 units horizontal (5-percent slope), it must be constructed as a ramp.

2010 ADAS Section 403.3

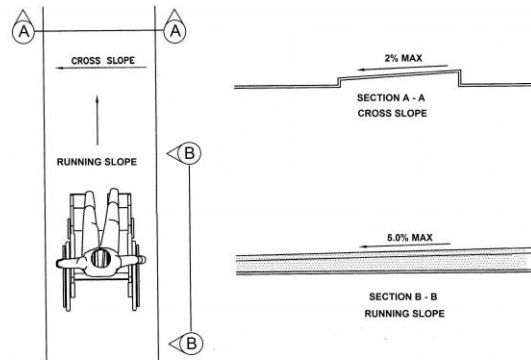

The running slope of walking surfaces shall not be steeper than 1:20. The cross slope of walking surfaces shall not be steeper than 1:48.

Citation:

2010 ADAS Section: 403.3

As Built:

Path from Buhr Park to Essex Rd with cross slope of 3.5%



Exterior: Sidewalks

Lat/Long: [42.24919, -83.71178]

Finding: 6 - Accessible Route

The accessible route on the site has running slopes greater than 5 percent and has not been constructed as a ramp (i.e. handrails, edge protection, etc.).

When the slope in the direction of travel of any walk exceeds 1 unit vertical in 20 units horizontal (5-percent slope), it must be constructed as a ramp. Surface cross slopes must not exceed one unit vertical in 48 units horizontal (2-percent slope).

2010 ADAS Section 403.3

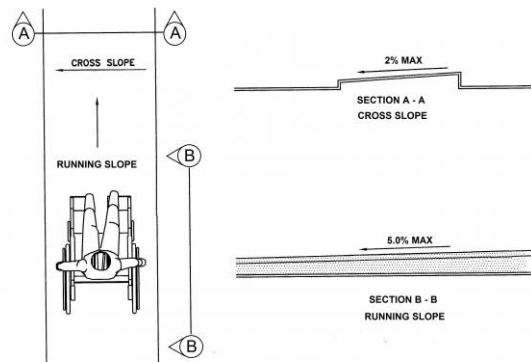
The running slope of walking surfaces shall not be steeper than 1:20. The cross slope of walking surfaces shall not be steeper than 1:48.

Citation:

2010 ADAS Section: 403.3

As Built:

Path from Buhr Park to Essex Rd with a running slope of up to 6.7%



Exterior: Sidewalks

Lat/Long: [42.24689, -83.71133]

Finding: 7 - Accessible Route

The accessible path of travel has cross slopes greater than 2%.

Surface cross slopes shall not exceed one unit vertical in 48 units horizontal (2-percent slope). When the slope in the direction of travel of any walk exceeds 1 unit vertical in 20 units horizontal (5-percent slope), it must be constructed as a ramp.

2010 ADAS Section 403.3

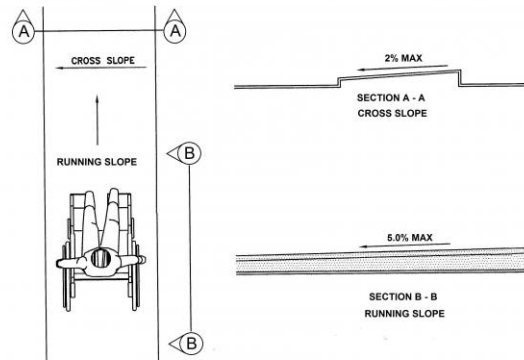
The running slope of walking surfaces shall not be steeper than 1:20. The cross slope of walking surfaces shall not be steeper than 1:48.

Citation:

2010 ADAS Section: 403.3

As Built:

Where the path from playground to pool has a turn, cross slope is up to 7%



Exterior: Sidewalks

Lat/Long: [42.2472, -83.71042]

Finding: 8 - Accessible Route

The accessible route on the site has running slopes greater than 5 percent and has not been constructed as a ramp (i.e. handrails, edge protection, etc.).

When the slope in the direction of travel of any walk exceeds 1 unit vertical in 20 units horizontal (5-percent slope), it must be constructed as a ramp. Surface cross slopes must not exceed one unit vertical in 48 units horizontal (2-percent slope).

2010 ADAS Section 403.3

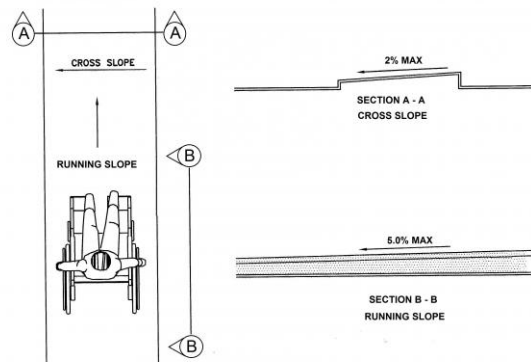
The running slope of walking surfaces shall not be steeper than 1:20. The cross slope of walking surfaces shall not be steeper than 1:48.

Citation:

2010 ADAS Section: 403.3

As Built:

Where the path from pool parking to playground has a turn, running slope of up to 7%



Exterior: Sidewalks

Lat/Long: [42.24643, -83.71145]

Finding: 9 - Accessible Route

The accessible path of travel has cross slopes greater than 2%.

Surface cross slopes shall not exceed one unit vertical in 48 units horizontal (2-percent slope). When the slope in the direction of travel of any walk exceeds 1 unit vertical in 20 units horizontal (5-percent slope), it must be constructed as a ramp.

2010 ADAS Section 403.3

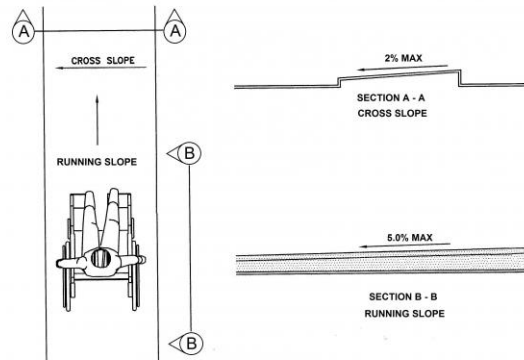

The running slope of walking surfaces shall not be steeper than 1:20. The cross slope of walking surfaces shall not be steeper than 1:48.

Citation:

2010 ADAS Section: 403.3

As Built:

Where paths intersect by playground parking, cross slope is up to 5%



Exterior: Sidewalks

Lat/Long: [42.24635, -83.71143]

Finding: 10 - Accessible Route

The walkway contains abrupt vertical edges and/or variations over a 1/2 inch.

1/4 inch is the maximum vertical rise. Changes in level between 1/4 inch and 1/2 inch must be beveled at 1:2 or less.

Changes in level greater than 1/2 inch must be by way of a ramp.

2010 ADAS Section 303.3

Changes in level between 1/4 inch (6.4 mm) high minimum and 1/2 inch (13 mm) high maximum shall be beveled with a slope not steeper than 1:2.

2010 ADAS Section 303.2

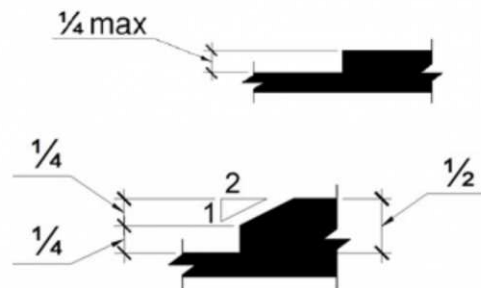
Changes in level of 1/4 inch (6.4 mm) high maximum shall be permitted to be vertical.

Citation:

2010 ADAS Section: 303.3, 303.2

As Built:

Curb ramp by playground parking has a vertical change in level greater than 1/2 inch



Exterior: Play Areas

Lat/Long: [42.2458, -83.71165]

Finding: 11 - Ground Surface

Compliance with ASTM F1951 for accessibility for ground surfaces on accessible routes, clear floor or ground spaces, and turning spaces has not been determined.

Ground surfaces shall comply with ASTM F 1951. Ground surfaces shall be inspected and maintained regularly and frequently to ensure continued compliance with ASTM F 1951.

2010 ADAS Section 1008.2.6.1

Ground surfaces shall comply with ASTM F 1951 (incorporated by reference, see "Referenced Standards" in Chapter 1). Ground surfaces shall be inspected and maintained regularly and frequently to ensure continued compliance with ASTM F 1951.

Citation:

2010 ADAS Section: 1008.2.6.1

As Built:

Ground surface is dirt and wood chips



Exterior: Tennis Court

Lat/Long: [42.24343, -83.71155]

Finding: 12 - Spectator Seating

Based on the number of seats provided in this area 4, there should be a minimum of 1 wheelchair seating spaces.

Wheelchair spaces shall be provided in assembly areas with fixed seating.

2010 ADAS Section 221.2

Wheelchair spaces complying with 221.2 shall be provided in assembly areas with fixed seating.

2010 ADAS Section 221.2.1.1

Wheelchair spaces complying with 802.1 shall be provided in accordance with Table 221.2.1.1.

Citation:

2010 ADAS Section: 221.2, 221.2.1.1

As Built:

Two benches



Number of Seats	Minimum Number of Required Wheelchair Spaces
4 to 25	1
26 to 50	2
51 to 150	4
151 to 300	5
301 to 500	6
501 to 5000	6, plus 1 for each 150, or fraction thereof, between 501 through 5000
5001 and over	36, plus 1 for each 200, or fraction thereof, over 5000

Exterior: Tennis Court

Lat/Long: [42.24574, -83.71298]

Finding: 13 - Spectator Route

There is no accessible route to the element.

At least one accessible route shall connect accessible buildings, accessible facilities, accessible elements, and accessible spaces that are on the same site.

2010 ADAS Section 206.2.2

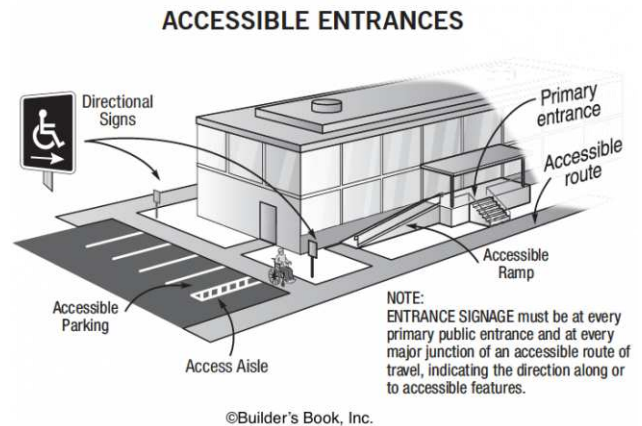
At least one accessible route shall connect accessible buildings, accessible facilities, accessible elements, and accessible spaces that are on the same site.

Citation:

2010 ADAS Section: 206.2.2

As Built:

Two benches with no route



Exterior: Baseball Field

Lat/Long: [42.24839, -83.71111]

Finding: 14 - Accessible Route

There is no accessible route to the element.

At least one accessible route shall connect accessible buildings, accessible facilities, accessible elements, and accessible spaces that are on the same site.

2010 ADAS Section 206.2.2

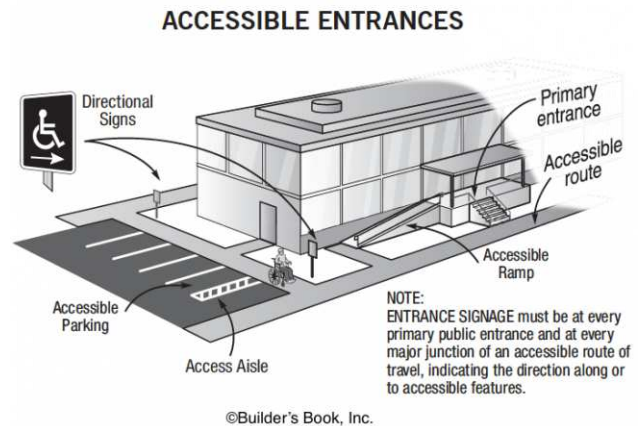
At least one accessible route shall connect accessible buildings, accessible facilities, accessible elements, and accessible spaces that are on the same site.

Citation:

2010 ADAS Section: 206.2.2

As Built:

Field 3



Exterior: Baseball Field

Lat/Long: [42.24898, -83.70884]

Finding: 15 - Accessible Route

There is no accessible route to the Spectator Viewing Seats.

At least one accessible route shall connect accessible buildings, accessible facilities, accessible elements, and accessible spaces that are on the same site.

2010 ADAS Section 206.2.2

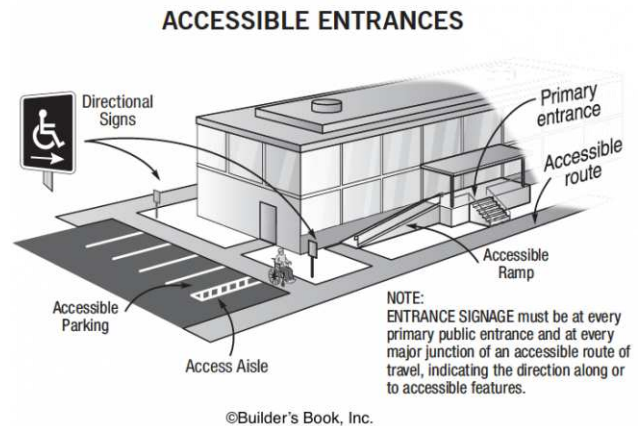
At least one accessible route shall connect accessible buildings, accessible facilities, accessible elements, and accessible spaces that are on the same site.

Citation:

2010 ADAS Section: 206.2.2

As Built:

Field 3 Spectator Viewing



Exterior: Baseball Field

Lat/Long: [42.24956, -83.70866]

Finding: 16 - Accessible Route

There is no accessible route to the Dugout Areas.

At least one accessible route shall connect accessible buildings, accessible facilities, accessible elements, and accessible spaces that are on the same site.

2010 ADAS Section 206.2.2

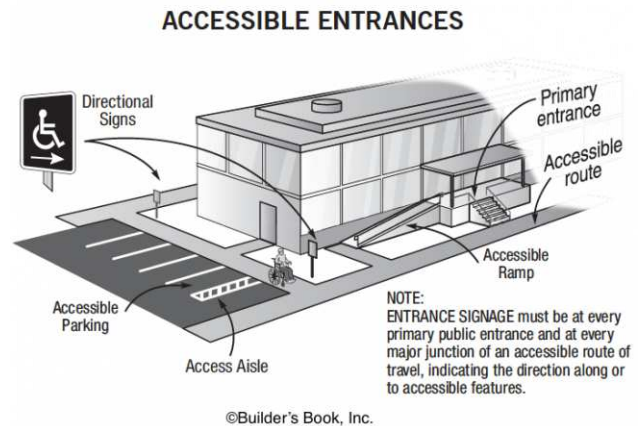
At least one accessible route shall connect accessible buildings, accessible facilities, accessible elements, and accessible spaces that are on the same site.

Citation:

2010 ADAS Section: 206.2.2

As Built:

Field 3 - Dugout Area



Exterior: Baseball Field

Lat/Long: [42.24593, -83.70927]

Finding: 17 - Accessible Route

There is no accessible route to the element.

At least one accessible route shall connect accessible buildings, accessible facilities, accessible elements, and accessible spaces that are on the same site.

2010 ADAS Section 206.2.2

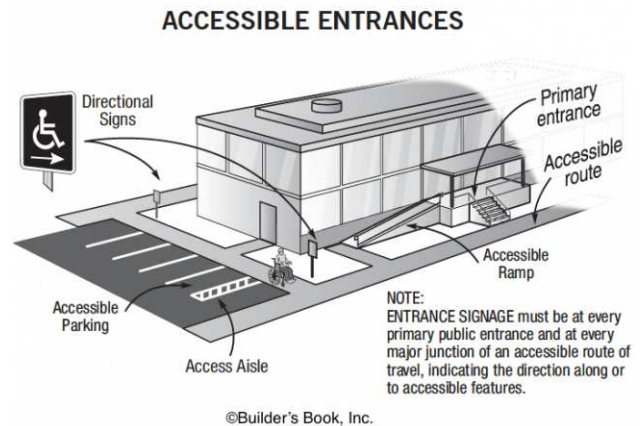
At least one accessible route shall connect accessible buildings, accessible facilities, accessible elements, and accessible spaces that are on the same site.

Citation:

2010 ADAS Section: 206.2.2

As Built:

Field 1



Exterior: Baseball Field

Lat/Long: [42.24596, -83.70955]

Finding: 18 - Accessible Route

There is no accessible route to the Dugout Areas.

At least one accessible route shall connect accessible buildings, accessible facilities, accessible elements, and accessible spaces that are on the same site.

2010 ADAS Section 206.2.2

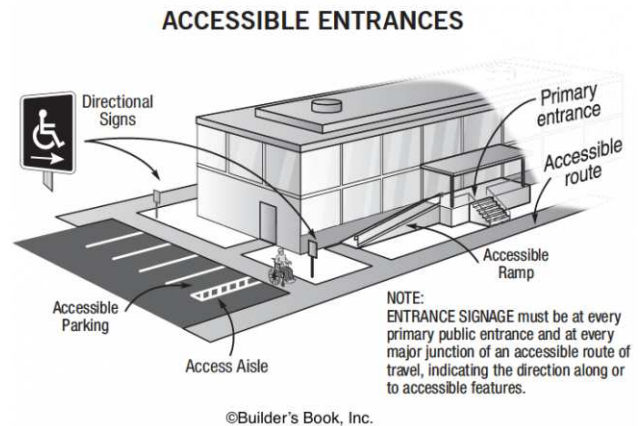
At least one accessible route shall connect accessible buildings, accessible facilities, accessible elements, and accessible spaces that are on the same site.

Citation:

2010 ADAS Section: 206.2.2

As Built:

Field 1 - Dugout Area



Exterior: Baseball Field

Lat/Long: [42.24595, -83.70928]

Finding: 19 - Accessible Route

There is no accessible route to the Spectator Viewing Seats.

At least one accessible route shall connect accessible buildings, accessible facilities, accessible elements, and accessible spaces that are on the same site.

2010 ADAS Section 206.2.2

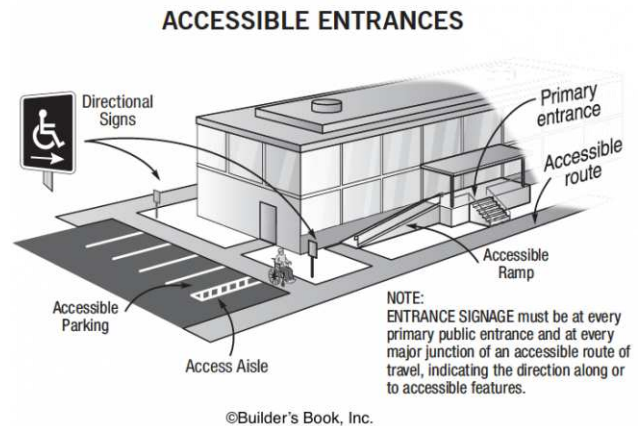
At least one accessible route shall connect accessible buildings, accessible facilities, accessible elements, and accessible spaces that are on the same site.

Citation:

2010 ADAS Section: 206.2.2

As Built:

Field 1 Spectator Viewing



Exterior: Baseball Field

Lat/Long: [42.24921, -83.70897]

Finding: 20 - Accessible Route

There is no accessible route to the element.

At least one accessible route shall connect accessible buildings, accessible facilities, accessible elements, and accessible spaces that are on the same site.

2010 ADAS Section 206.2.2

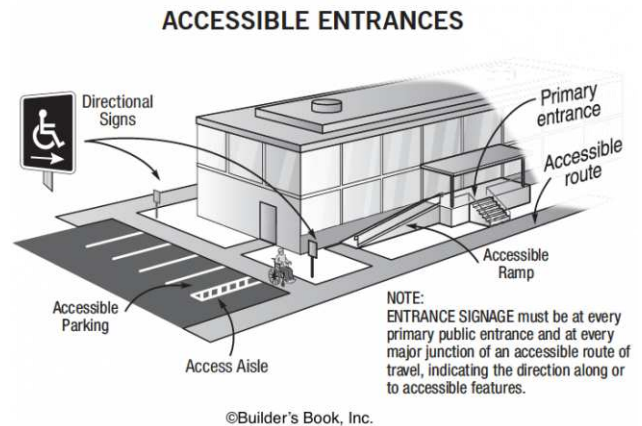
At least one accessible route shall connect accessible buildings, accessible facilities, accessible elements, and accessible spaces that are on the same site.

Citation:

2010 ADAS Section: 206.2.2

As Built:

Field 4 has no accessible route



Exterior: Baseball Field

Lat/Long: [42.24936, -83.70901]

Finding: 21 - Accessible Route

There is no accessible route to the element.

At least one accessible route shall connect accessible buildings, accessible facilities, accessible elements, and accessible spaces that are on the same site.

2010 ADAS Section 206.2.2

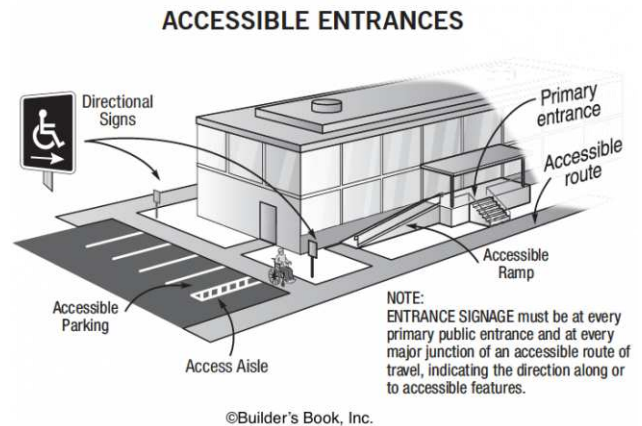
At least one accessible route shall connect accessible buildings, accessible facilities, accessible elements, and accessible spaces that are on the same site.

Citation:

2010 ADAS Section: 206.2.2

As Built:

Field 4 Spectator Route not provided



Exterior: Baseball Field

Lat/Long: [42.24984, -83.70888]

Finding: 22 - Accessible Route

There is no accessible route to the element.

At least one accessible route shall connect accessible buildings, accessible facilities, accessible elements, and accessible spaces that are on the same site.

2010 ADAS Section 206.2.2

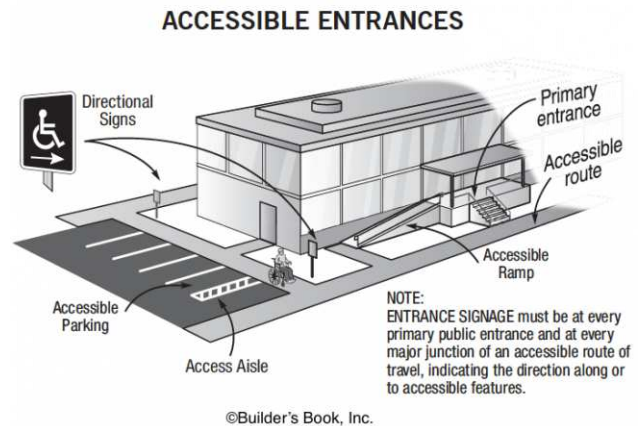
At least one accessible route shall connect accessible buildings, accessible facilities, accessible elements, and accessible spaces that are on the same site.

Citation:

2010 ADAS Section: 206.2.2

As Built:

Field 4 Dugout has no accessible route



Exterior: Baseball Field

Lat/Long: [42.24654, -83.70929]

Finding: 23 - Accessible Route

There is no accessible route to the element.

At least one accessible route shall connect accessible buildings, accessible facilities, accessible elements, and accessible spaces that are on the same site.

2010 ADAS Section 206.2.2

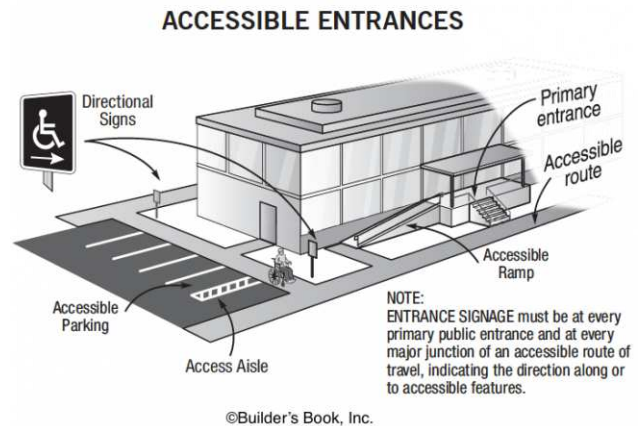
At least one accessible route shall connect accessible buildings, accessible facilities, accessible elements, and accessible spaces that are on the same site.

Citation:

2010 ADAS Section: 206.2.2

As Built:

No Accessible Route to the Field 2 seating



Exterior: Baseball Field

Lat/Long: [42.2464, -83.70913]

Finding: 24 - Accessible Route

There is no accessible route to the element.

At least one accessible route shall connect accessible buildings, accessible facilities, accessible elements, and accessible spaces that are on the same site.

2010 ADAS Section 206.2.2

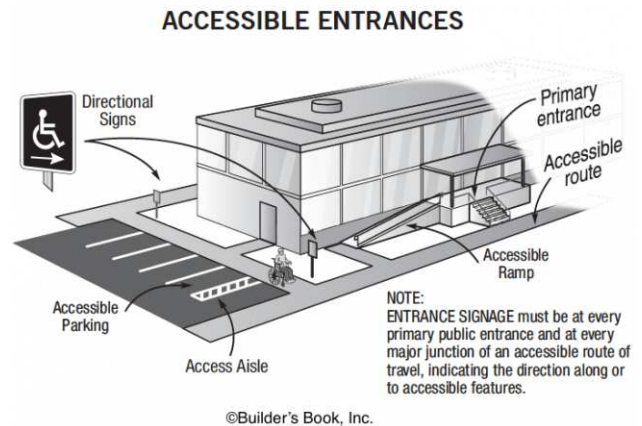
At least one accessible route shall connect accessible buildings, accessible facilities, accessible elements, and accessible spaces that are on the same site.

Citation:

2010 ADAS Section: 206.2.2

As Built:

No Accessible Field 2 Spectator Route



Exterior: Baseball Field

Lat/Long: [42.24984, -83.70888]

Finding: 25 - Accessible Route

There is no accessible route to the element.

At least one accessible route shall connect accessible buildings, accessible facilities, accessible elements, and accessible spaces that are on the same site.

2010 ADAS Section 206.2.2

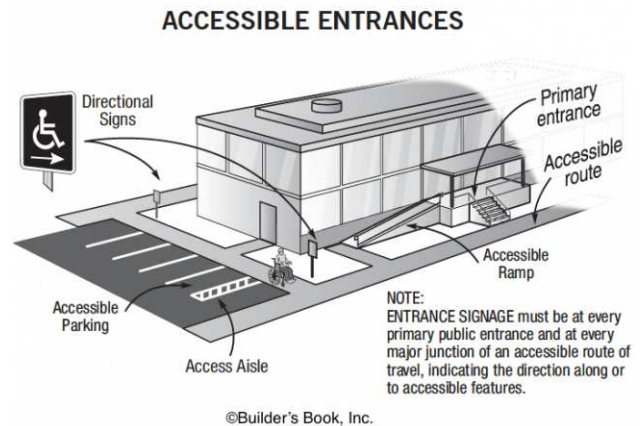
At least one accessible route shall connect accessible buildings, accessible facilities, accessible elements, and accessible spaces that are on the same site.

Citation:

2010 ADAS Section: 206.2.2

As Built:

No accessible route to Field 2 Dugout



Exterior: Food Forest

Lat/Long: [42.24991, -83.71239]

Finding: 26 - Accessible Route

There is no accessible route to the element.

At least one accessible route shall connect accessible buildings, accessible facilities, accessible elements, and accessible spaces that are on the same site.

2010 ADAS Section 206.2.2

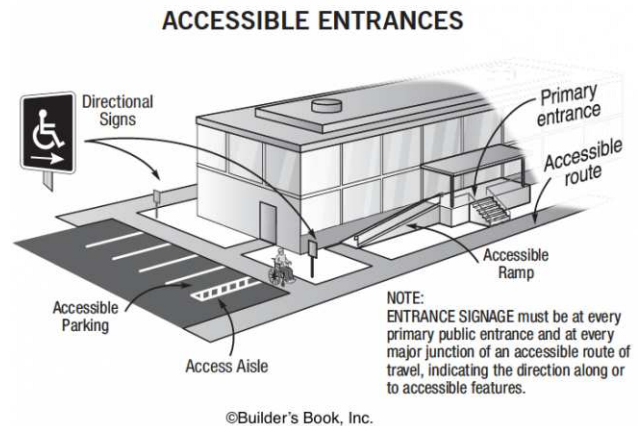
At least one accessible route shall connect accessible buildings, accessible facilities, accessible elements, and accessible spaces that are on the same site.

Citation:

2010 ADAS Section: 206.2.2

As Built:

No Accessible Food Forest Route



Pool Area: Pool

Lat/Long: [42.24733, -83.71128]

Finding: 27 - Sloped Pool Entry

The sloped entry depth is not within the required depth range.

Sloped entries shall extend to a depth of 24 inches minimum and 30 inches maximum below the stationary water level. Where landings are required, at least one landing shall be located 24 inches minimum and 30 inches maximum below the stationary water level.

2010 ADAS Section 1009.3.2

Sloped entries shall extend to a depth of 24 inches (610 mm) minimum and 30 inches (760 mm) maximum below the stationary water level. Where landings are required by 405.7, at least one landing shall be located 24 inches (610 mm) minimum and 30 inches (760 mm) maximum below the stationary water level.

Citation:

2010 ADAS Section: 1009.3.2

As Built:

Missing



Pool Area: Pool

Lat/Long: [42.24733, -83.71127]

Finding: 28 - Drinking Fountain

There is no drinking fountain for standing persons.

No fewer than two drinking fountains shall be provided. One drinking fountain shall meet requirements for wheelchair accessibility and one drinking fountain shall meet requirements for standing persons.

Where a single drinking fountain complies with both wheelchair accessibility and requirements for standing persons, it shall be permitted to be substituted for two separate drinking fountains.

Spout outlets of drinking fountains for standing persons shall be 38 inches minimum and 43 inches maximum above the finish floor or ground.

2010 ADAS Section 602.7

Spout outlets of drinking fountains for standing persons shall be 38 inches (965 mm) minimum and 43 inches (1090 mm) maximum above the finish floor or ground.

2010 ADAS Section 211.2

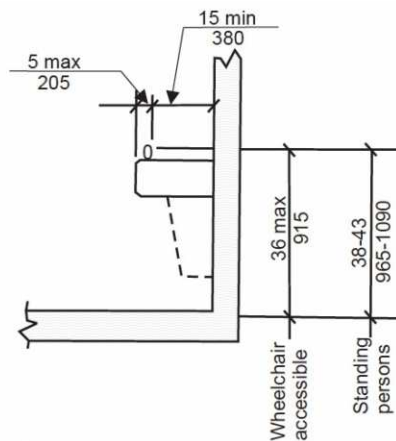
No fewer than two drinking fountains shall be provided. One drinking fountain shall comply with 602.1 through 602.6 and one drinking fountain shall comply with 602.7.

Citation:

2010 ADAS Section: 602.7, 211.2

As Built:

No high drinking fountain



Pool Area: Pool

Lat/Long: [42.24737, -83.71111]

Finding: 29 - Protruding

The drinking fountain projects more than 4 inches into the circulation path.

Wall-mounted objects that have leading edges between 27 inches and 80 inches from the floor must not project more than 4 inches into the circulation path. Protruding objects that extend to the floor or within 27 inches of the floor are cane detectable and are therefore not hazardous. Where it is necessary or desirable to have objects protrude from the wall, a manner of cane detection must be provided.

2010 ADAS Section 307.2

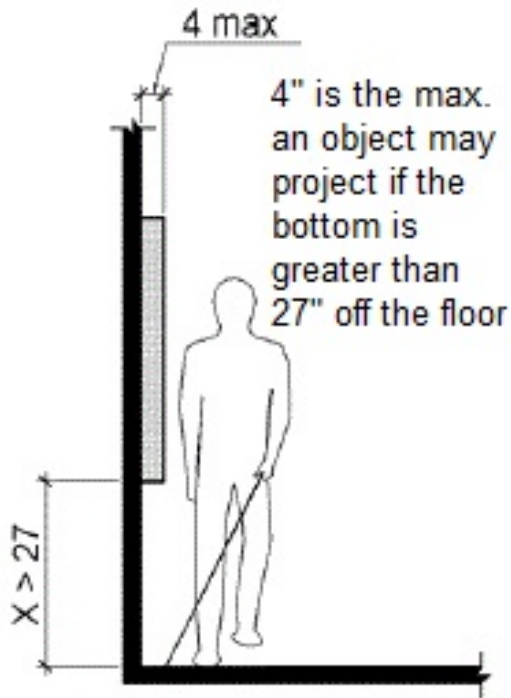
Objects with leading edges more than 27 inches (685 mm) and not more than 80 inches (2030 mm) above the finish floor or ground shall protrude 4 inches (100 mm) maximum horizontally into the circulation path.

Citation:

2010 ADAS Section: 307.2

As Built:

Pool drinking fountain is protruding



Lobby: Reception Area

Lat/Long: [42.2477, -83.71156]

Finding: 30 - Drinking fountain

The drinking fountain projects more than 4 inches into the circulation path.

Wall-mounted objects that have leading edges between 27 inches and 80 inches from the floor must not project more than 4 inches into the circulation path. Protruding objects that extend to the floor or within 27 inches of the floor are cane detectable and are therefore not hazardous. Where it is necessary or desirable to have objects protrude from the wall, a manner of cane detection must be provided.

2010 ADAS Section 307.2

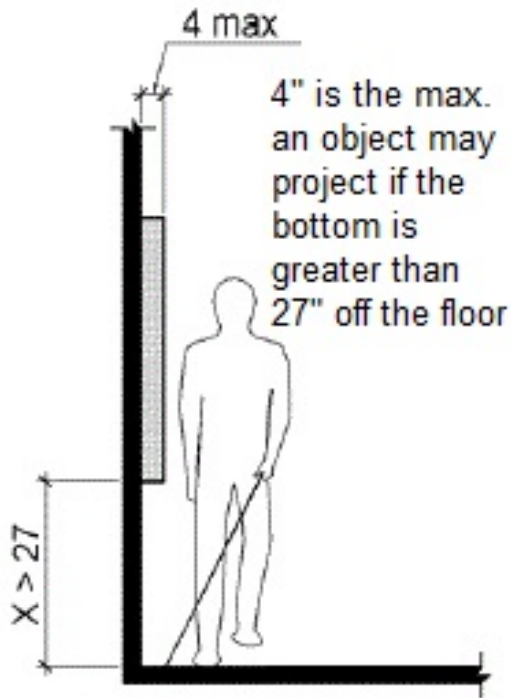
Objects with leading edges more than 27 inches (685 mm) and not more than 80 inches (2030 mm) above the finish floor or ground shall protrude 4 inches (100 mm) maximum horizontally into the circulation path.

Citation:

2010 ADAS Section: 307.2

As Built:

Drinking fountain on the corner of the lobby hallway



Lobby: Reception Area

Lat/Long: [42.24762, -83.71146]

Finding: 31 - Protruding Lockers

The locker boxes project more than 4 inches into the circulation path.

Wall-mounted objects that have leading edges between 27 inches and 80 inches from the floor must not project more than 4 inches into the circulation path. Protruding objects that extend to the floor or within 27 inches of the floor are cane detectable and are therefore not hazardous. Where it is necessary or desirable to have objects protrude from the wall, a manner of cane detection must be provided.

2010 ADAS Section 307.2

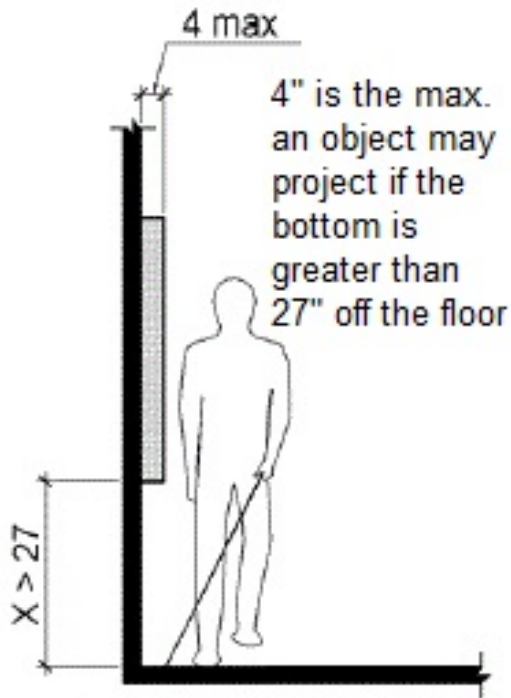
Objects with leading edges more than 27 inches (685 mm) and not more than 80 inches (2030 mm) above the finish floor or ground shall protrude 4 inches (100 mm) maximum horizontally into the circulation path.

Citation:

2010 ADAS Section: 307.2

As Built:

Lockers are protruding



Lobby: Reception Area

Lat/Long: [42.24757, -83.71136]

Finding: 32 - Drinking fountain

There is no drinking fountain for standing persons.

No fewer than two drinking fountains shall be provided. One drinking fountain shall meet requirements for wheelchair accessibility and one drinking fountain shall meet requirements for standing persons.

Where a single drinking fountain complies with both wheelchair accessibility and requirements for standing persons, it shall be permitted to be substituted for two separate drinking fountains.

Spout outlets of drinking fountains for standing persons shall be 38 inches minimum and 43 inches maximum above the finish floor or ground.

2010 ADAS Section 602.7

Spout outlets of drinking fountains for standing persons shall be 38 inches (965 mm) minimum and 43 inches (1090 mm) maximum above the finish floor or ground.

2010 ADAS Section 211.2

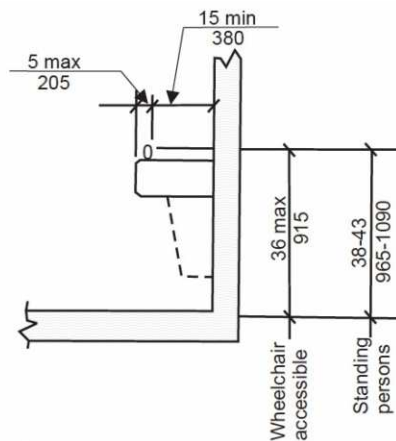
No fewer than two drinking fountains shall be provided. One drinking fountain shall comply with 602.1 through 602.6 and one drinking fountain shall comply with 602.7.

Citation:

2010 ADAS Section: 602.7, 211.2

As Built:

There is no high drinking fountain by the main entrance



Lobby: Reception Area

Lat/Long: [42.24763, -83.71154]

Finding: 33 - Sales Counter Height

The counter surface is greater than 36 inches off the finished floor.

A portion of the counter surface that is 36 inches long minimum and 36 inches high maximum above the finish floor shall be provided. Knee and toe space must be provided for a forward approach.

Where the provided counter surface is less than 36 inches long, the entire counter surface shall be 36 inches high maximum above the finish floor.

2010 ADAS Section 904.4.1

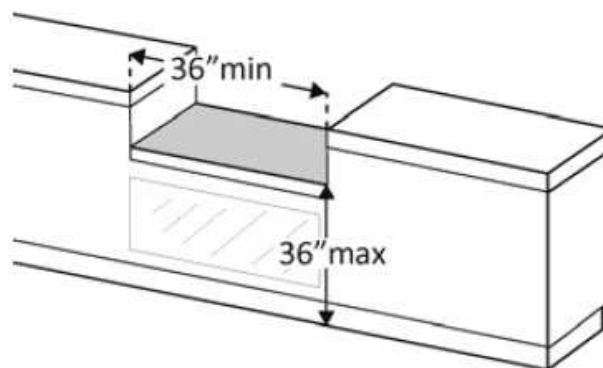

A portion of the counter surface that is 36 inches (915 mm) long minimum and 36 inches (915 mm) high maximum above the finish floor shall be provided. A clear floor or ground space complying with 305 shall be positioned for a parallel approach adjacent to the 36 inch (915 mm) minimum length of counter.

Citation:

2010 ADAS Section: 904.4.1

As Built:

Counter is 37 inches high



Office Space: Office

Lat/Long: [42.24763, -83.71146]

Finding: 34 - Protruding Dispenser

The paper towel dispenser projects more than 4 inches into the circulation path.

Wall-mounted objects that have leading edges between 27 inches and 80 inches from the floor must not project more than 4 inches into the circulation path. Protruding objects that extend to the floor or within 27 inches of the floor are cane detectable and are therefore not hazardous. Where it is necessary or desirable to have objects protrude from the wall, a manner of cane detection must be provided.

2010 ADAS Section 307.2

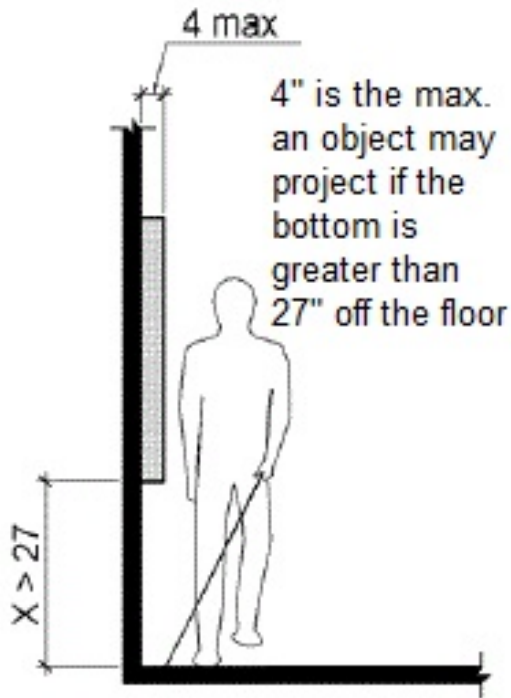
Objects with leading edges more than 27 inches (685 mm) and not more than 80 inches (2030 mm) above the finish floor or ground shall protrude 4 inches (100 mm) maximum horizontally into the circulation path.

Citation:

2010 ADAS Section: 307.2

As Built:

The paper towel dispenser is protruding



Office Space: Office

Lat/Long: [42.2476, -83.71143]

Finding: 35 - Fire extinguisher protruding

The fire extinguisher projects more than 4 inches into the circulation path.

Wall-mounted objects that have leading edges between 27 inches and 80 inches from the floor must not project more than 4 inches into the circulation path. Protruding objects that extend to the floor or within 27 inches of the floor are cane detectable and are therefore not hazardous. Where it is necessary or desirable to have objects protrude from the wall, a manner of cane detection must be provided.

2010 ADAS Section 307.2

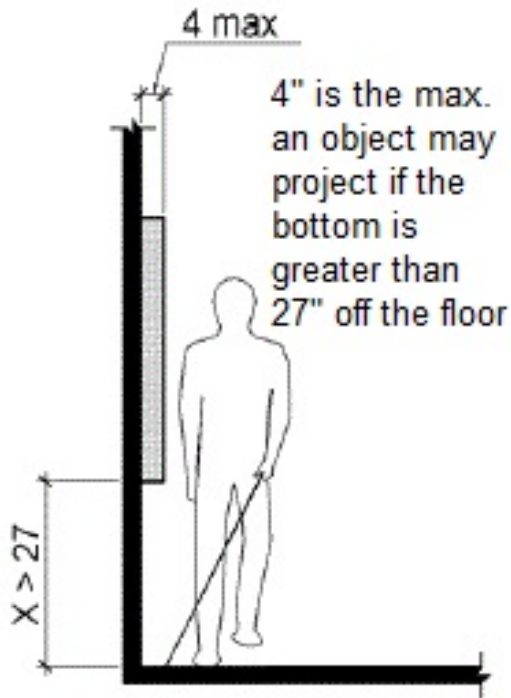
Objects with leading edges more than 27 inches (685 mm) and not more than 80 inches (2030 mm) above the finish floor or ground shall protrude 4 inches (100 mm) maximum horizontally into the circulation path.

Citation:

2010 ADAS Section: 307.2

As Built:

The fire extinguisher is protruding



Office Space: Office

Lat/Long: [42.24752, -83.7114]

Finding: 36 - Fire extinguisher protruding

The fire extinguisher projects more than 4 inches into the circulation path.

Wall-mounted objects that have leading edges between 27 inches and 80 inches from the floor must not project more than 4 inches into the circulation path. Protruding objects that extend to the floor or within 27 inches of the floor are cane detectable and are therefore not hazardous. Where it is necessary or desirable to have objects protrude from the wall, a manner of cane detection must be provided.

2010 ADAS Section 307.2

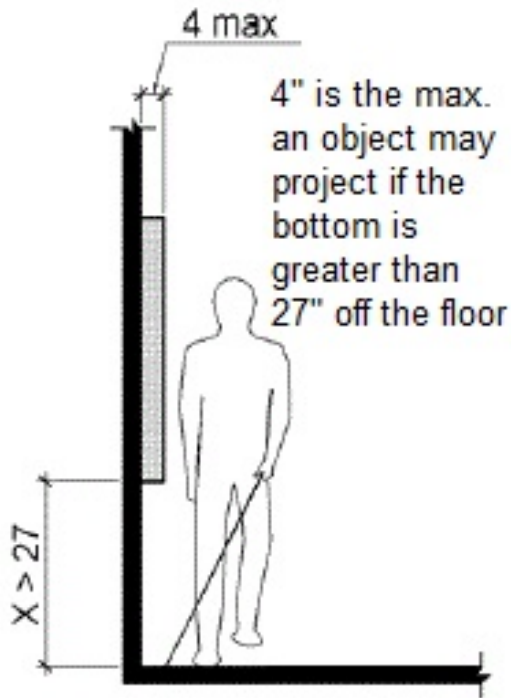
Objects with leading edges more than 27 inches (685 mm) and not more than 80 inches (2030 mm) above the finish floor or ground shall protrude 4 inches (100 mm) maximum horizontally into the circulation path.

Citation:

2010 ADAS Section: 307.2

As Built:

The fire extinguisher is protruding



Office Space: Office

Lat/Long: [42.24733, -83.71128]

Finding: 37 - Reach Range

The coat hooks are positioned too high for either a side or front approach.

Where a clear floor or ground space allows a parallel approach to an element and the side reach is unobstructed, the high side reach shall be 48 inches maximum and the low side reach shall be 15 inches minimum above the finish floor or ground.

Where a forward reach is unobstructed, the high forward reach shall be 48 inches maximum and the low forward reach shall be 15 inches minimum above the finish floor or ground.

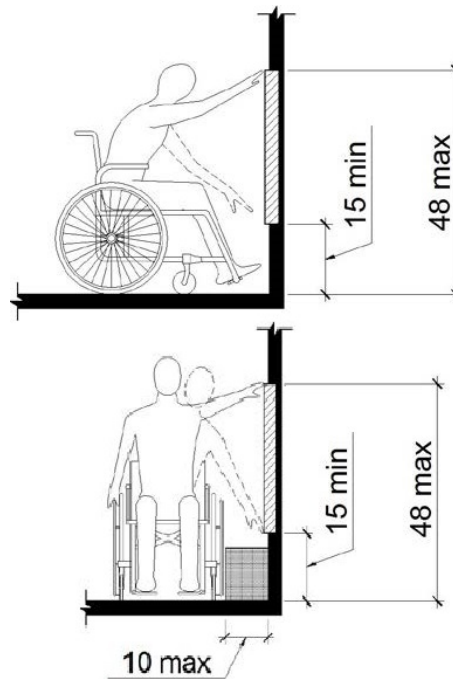
*2010 ADAS Section 308.1
Reach ranges shall comply with 308.*

Citation:

2010 ADAS Section: 308.1

As Built:

The coat hooks are mounted high



Office Space: Office

Lat/Long: [42.24762, -83.71146]

Finding: 38 - Office Electrical Box Protruding

The office electrical box projects more than 4 inches into the circulation path.

Wall-mounted objects that have leading edges between 27 inches and 80 inches from the floor must not project more than 4 inches into the circulation path. Protruding objects that extend to the floor or within 27 inches of the floor are cane detectable and are therefore not hazardous. Where it is necessary or desirable to have objects protrude from the wall, a manner of cane detection must be provided.

2010 ADAS Section 307.2

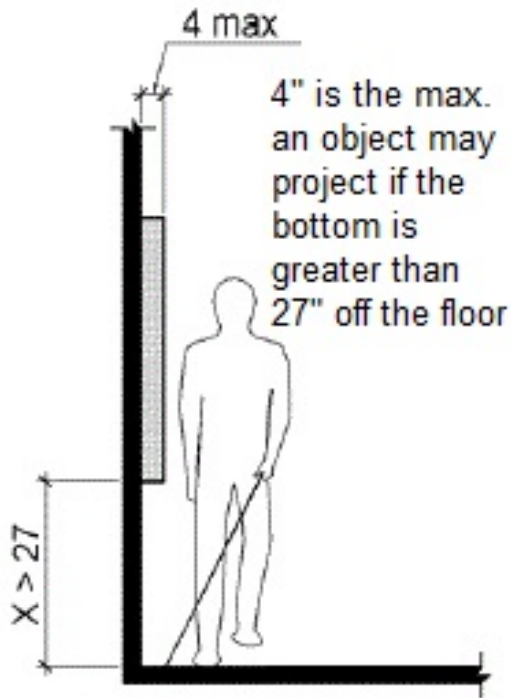
Objects with leading edges more than 27 inches (685 mm) and not more than 80 inches (2030 mm) above the finish floor or ground shall protrude 4 inches (100 mm) maximum horizontally into the circulation path.

Citation:

2010 ADAS Section: 307.2

As Built:

The office electrical box is protruding



Office Space: Office

Lat/Long: [42.24743, -83.71134]

Finding: 39 - Office Breakroom Sink Height

The top of the sink is above the allowable height requirement.

Sinks shall be installed with the front of the higher of the rim or counter surface 34 inches maximum above the finish floor or ground.

2010 ADAS Section 606.3

Lavatories and sinks shall be installed with the front of the higher of the rim or counter surface 34 inches (865 mm) maximum above the finish floor or ground.

Citation:

2010 ADAS Section: 606.3

As Built:

The top the sink is at 36”



Locker Room: Men's Locker Room

Lat/Long: [42.24733, -83.71106]

Finding: 40 - Room Identification Sign

The room identification sign is noncompliant.

Wall signs identifying permanent rooms and spaces of a building shall be in a horizontal format and the characters raised 1/32 inch minimum and shall be sans serif uppercase characters a minimum of 5/8 inch and a maximum of 2 inches high.

Characters and their background shall have a non-glare finish. Characters shall contrast with their background with either light characters on a dark background or dark characters on a light background.

Signs with raised characters or Braille shall be located 48 inches minimum above the finish floor or ground surface, measured from the baseline of the lowest tactile character and 60 inches maximum above the finish floor or ground surface, measured from the baseline of the highest tactile character.

2010 ADAS Section 216.2

Interior and exterior signs identifying permanent rooms and spaces shall comply with 703.1, 703.2, and 703.5. Where pictograms are provided as designations of permanent interior rooms and spaces, the pictograms shall comply with 703.6 and shall have text descriptors complying with 703.2 and 703.5.

2010 ADAS Section 703.1

Signs shall comply with 703. Where both visual and tactile characters are required, either one sign with both visual and tactile characters, or two separate signs, one with visual, and one with tactile characters, shall be provided.

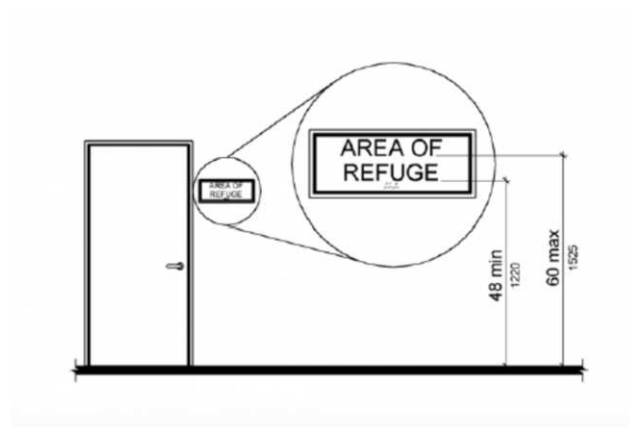
Citation:

2010 ADAS Section: 216.2, 703.1

As Built:

The Men's Lockerroom/Restroom sign is not compliant

Finding #40 Continued



Locker Room: Men's Locker Room

Lat/Long: [42.24762, -83.71145]

Finding: 41 - Room Identification Sign

The room identification sign is noncompliant.

Wall signs identifying permanent rooms and spaces of a building shall be in a horizontal format and the characters raised 1/32 inch minimum and shall be sans serif uppercase characters a minimum of 5/8 inch and a maximum of 2 inches high.

Characters and their background shall have a non-glare finish. Characters shall contrast with their background with either light characters on a dark background or dark characters on a light background.

Signs with raised characters or Braille shall be located 48 inches minimum above the finish floor or ground surface, measured from the baseline of the lowest tactile character and 60 inches maximum above the finish floor or ground surface, measured from the baseline of the highest tactile character.

2010 ADAS Section 216.2

Interior and exterior signs identifying permanent rooms and spaces shall comply with 703.1, 703.2, and 703.5. Where pictograms are provided as designations of permanent interior rooms and spaces, the pictograms shall comply with 703.6 and shall have text descriptors complying with 703.2 and 703.5.

2010 ADAS Section 703.1

Signs shall comply with 703. Where both visual and tactile characters are required, either one sign with both visual and tactile characters, or two separate signs, one with visual, and one with tactile characters, shall be provided.

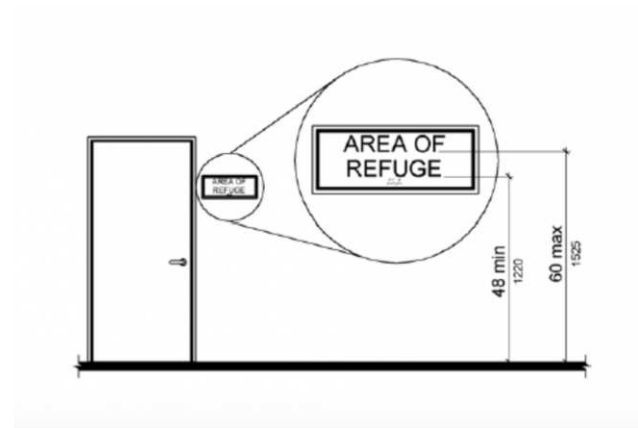
Citation:

2010 ADAS Section: 216.2, 703.1

As Built:

The Women's lockerroom / restroom sign is not compliant

Finding #41 Continued



Locker Room: Men's Locker Room

Lat/Long: [42.24718, -83.71088]

Finding: 42 - Maneuvering Clearance

The door is equipped with both a closer and a latch and there is no latch side clearance.

Maneuvering clearance for doors on the push side equipped with both a closer and latch must be 48 inches minimum in depth. The width of the maneuvering clearance must be as wide as the door plus an additional 12 inches on the latch side. Doors recessed on the latch side greater than 8 inches must provide the additional 12 inches of clearance within the recess. The maneuvering clearance must be flat (2% max. slope in any direction) and clear of obstructions.

2010 ADAS Section 404.2.4.1

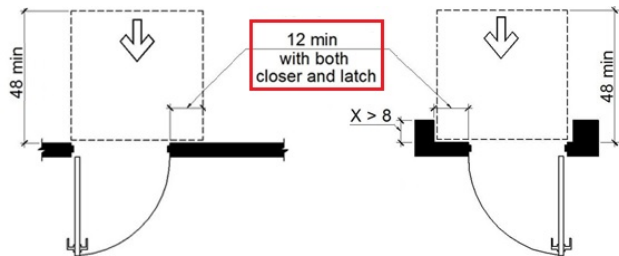
Swinging doors and gates shall have maneuvering clearances complying with Table 404.2.4.1.

Citation:

2010 ADAS Section: 404.2.4.1

As Built:

Door from men's locker room to pool has 1 inch on the push side



Locker Room: Men's Locker Room

Lat/Long: [42.24698, -83.71134]

Finding: 43 - Shower head

The shower is missing the hand-held spray unit.

A fixed shower head located at 48 inches maximum above the shower finish floor shall be permitted instead of a hand-held spray unit in facilities that are not medical care facilities, long-term care facilities, transient lodging guest rooms, or residential dwelling units.

2010 ADAS Section 608.6 Exception

A fixed shower head located at 48 inches (1220 mm) maximum above the shower finish floor shall be permitted instead of a hand-held spray unit in facilities that are not medical care facilities, long-term care facilities, transient lodging guest rooms, or residential dwelling units.

Citation:

2010 ADAS Section: 608.6 Exception

As Built:

Fixed shower head provided, missing hand-held unit.



Locker Room: Men's Locker Room

Lat/Long: [42.24722, -83.71114]

Finding: 44 - Protruding object

The hand dryer projects more than 4 inches into the circulation path.

Wall-mounted objects that have leading edges between 27 inches and 80 inches from the floor must not project more than 4 inches into the circulation path. Protruding objects that extend to the floor or within 27 inches of the floor are cane detectable and are therefore not hazardous. Where it is necessary or desirable to have objects protrude from the wall, a manner of cane detection must be provided.

2010 ADAS Section 307.2

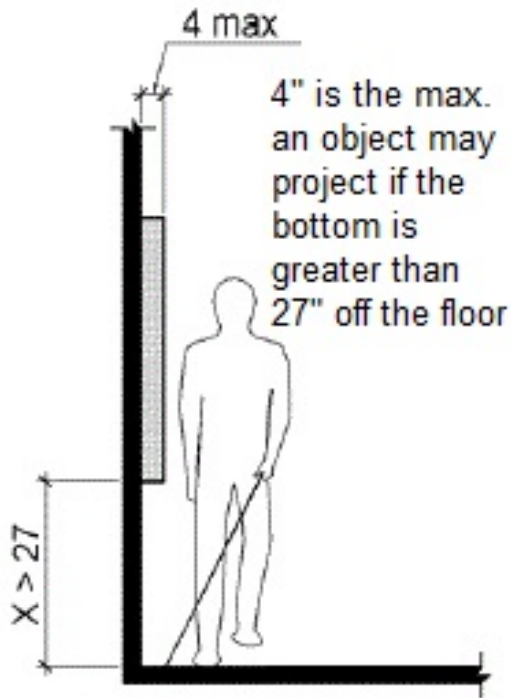

Objects with leading edges more than 27 inches (685 mm) and not more than 80 inches (2030 mm) above the finish floor or ground shall protrude 4 inches (100 mm) maximum horizontally into the circulation path.

Citation:

2010 ADAS Section: 307.2

As Built:

Hand dryer from shower to locker room protrudes 7 inches



Locker Room: Men's Locker Room

Lat/Long: [42.24722, -83.71114]

Finding: 45 - Protruding object

The hand dryer projects more than 4 inches into the circulation path.

Wall-mounted objects that have leading edges between 27 inches and 80 inches from the floor must not project more than 4 inches into the circulation path. Protruding objects that extend to the floor or within 27 inches of the floor are cane detectable and are therefore not hazardous. Where it is necessary or desirable to have objects protrude from the wall, a manner of cane detection must be provided.

2010 ADAS Section 307.2

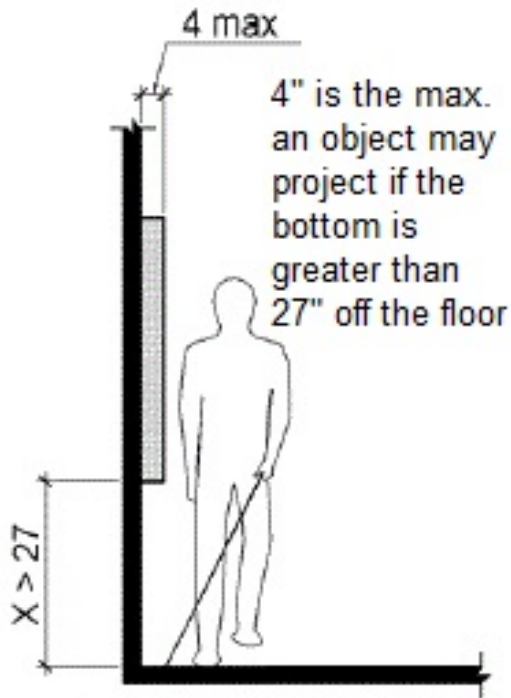

Objects with leading edges more than 27 inches (685 mm) and not more than 80 inches (2030 mm) above the finish floor or ground shall protrude 4 inches (100 mm) maximum horizontally into the circulation path.

Citation:

2010 ADAS Section: 307.2

As Built:

Hand dryer from shower to restroom protrudes 7 inches



Locker Room: Men's Locker Room

Lat/Long: [42.24715, -83.71349]

Finding: 46 - Dispenser height

The hand dryer dispenser's operation mechanism is too high off the floor.

Dispensers must have all operable parts a maximum of 48 inches above the floor.

2010 ADAS Section 308.2.1

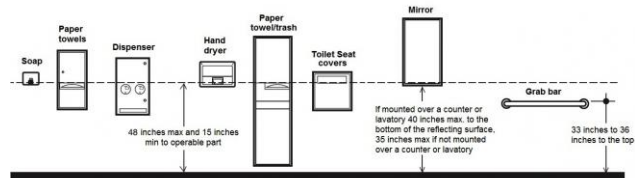
Where a forward reach is unobstructed, the high forward reach shall be 48 inches (1220 mm) maximum and the low forward reach shall be 15 inches (380 mm) minimum above the finish floor or ground.

Citation:

2010 ADAS Section: 308.2.1

As Built:

Hand dryer from the shower to the locker room is 52 inches high to the operable part



Locker Room: Men's Locker Room

Lat/Long: [42.24703, -83.71107]

Finding: 47 - Protruding object

The dispenser projects more than 4 inches into the circulation path.

Wall-mounted objects that have leading edges between 27 inches and 80 inches from the floor must not project more than 4 inches into the circulation path. Protruding objects that extend to the floor or within 27 inches of the floor are cane detectable and are therefore not hazardous. Where it is necessary or desirable to have objects protrude from the wall, a manner of cane detection must be provided.

2010 ADAS Section 307.2

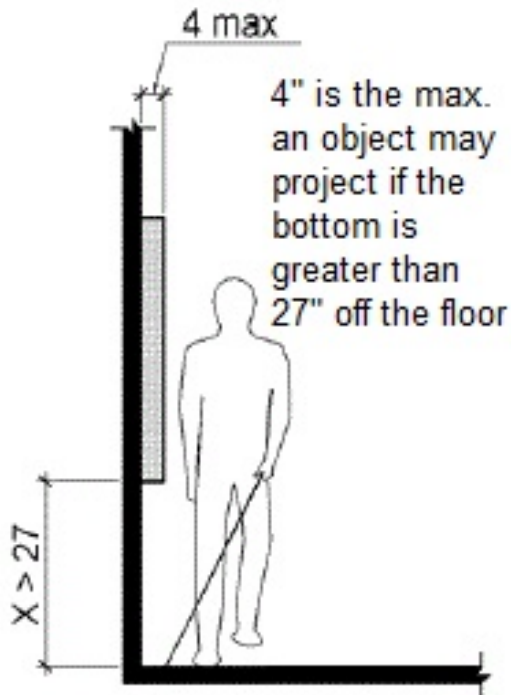
Objects with leading edges more than 27 inches (685 mm) and not more than 80 inches (2030 mm) above the finish floor or ground shall protrude 4 inches (100 mm) maximum horizontally into the circulation path.

Citation:

2010 ADAS Section: 307.2

As Built:

Paper towel dispenser in men's restroom protrudes 10 inches



Locker Room: Men's Locker Room

Lat/Long: [42.24703, -83.71107]

Finding: 48 - Protruding object

The dispenser projects more than 4 inches into the circulation path.

Wall-mounted objects that have leading edges between 27 inches and 80 inches from the floor must not project more than 4 inches into the circulation path. Protruding objects that extend to the floor or within 27 inches of the floor are cane detectable and are therefore not hazardous. Where it is necessary or desirable to have objects protrude from the wall, a manner of cane detection must be provided.

2010 ADAS Section 307.2

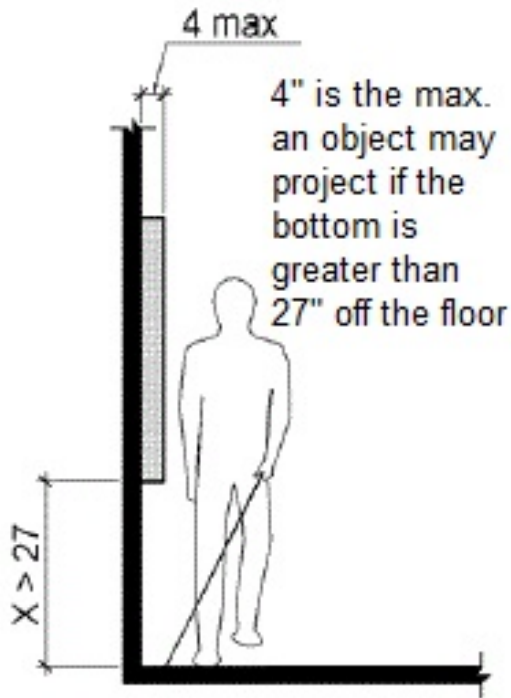

Objects with leading edges more than 27 inches (685 mm) and not more than 80 inches (2030 mm) above the finish floor or ground shall protrude 4 inches (100 mm) maximum horizontally into the circulation path.

Citation:

2010 ADAS Section: 307.2

As Built:

Feminine product dispenser in men's restroom protrudes 6 inches



Locker Room: Men's Locker Room

Lat/Long: [42.24863, -83.71192]

Finding: 49 - Toilet location

The toilet is not located within the range allowed from the side wall or partition.

The centerline of the toilet must be 16 to 18 inches from the side wall.

2010 ADAS Section 604.2

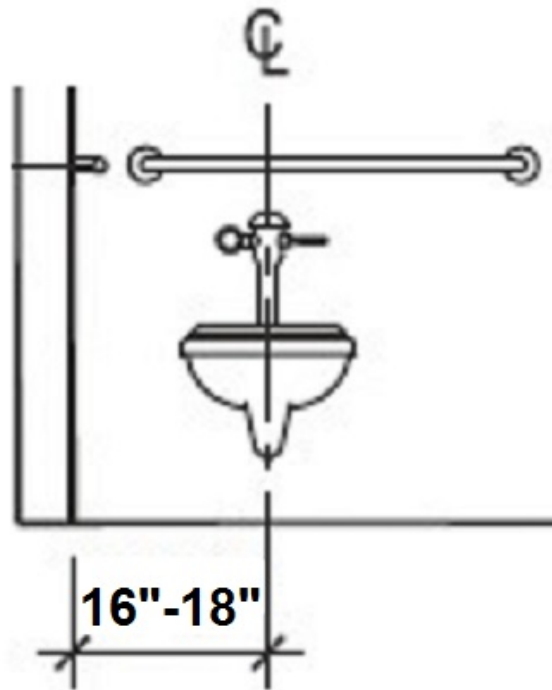
The water closet shall be positioned with a wall or partition to the rear and to one side. The centerline of the water closet shall be 16 inches (405 mm) minimum to 18 inches (455 mm) maximum from the side wall or partition, except that the water closet shall be 17 inches (430 mm) minimum and 19 inches (485 mm) maximum from the side wall or partition in the ambulatory accessible toilet compartment specified in 604.8.2. Water closets shall be arranged for a left-hand or right-hand approach.

Citation:

2010 ADAS Section: 604.2

As Built:

Toilet centerline is 19 inches from side wall



Locker Room: Men's Locker Room

Lat/Long: [42.24863, -83.71192]

Finding: 50 - Grab bars

The side grab bar does not extend far enough from the rear wall.

The side grab bar must extend at least 54 inches minimum beyond the rear wall and start a maximum of 12 inches from the rear wall. A 42 inch grab bar installed the maximum distance from the rear wall (12 inches) will leave the leading end 54 inches from the rear wall.

Grab bars shall be installed in a horizontal position, 33 inches minimum and 36 inches maximum above the finish floor measured to the top of the gripping surface.

2010 ADAS Section 604.5.1

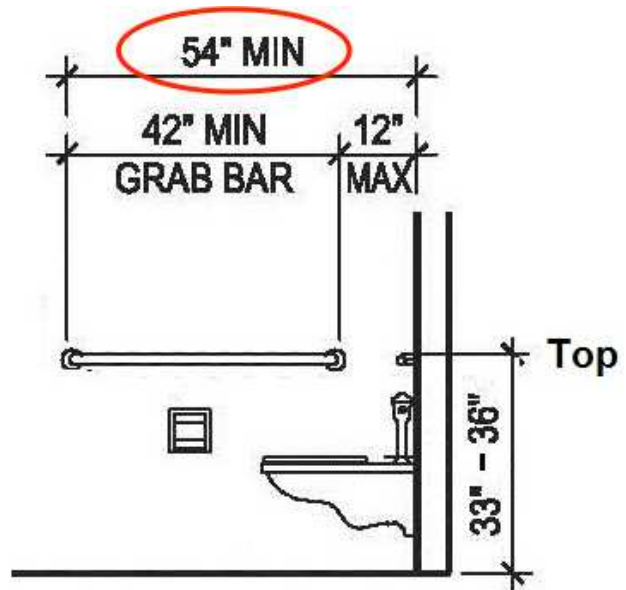

The side wall grab bar shall be 42 inches (1065 mm) long minimum, located 12 inches (305 mm) maximum from the rear wall and extending 54 inches (1370 mm) minimum from the rear wall.

Citation:

2010 ADAS Section: 604.5.1

As Built:

Side grab bar extends 50 inches from back wall



Locker Room: Men's Locker Room

Lat/Long: [42.24863, -83.71192]

Finding: 51 - Dispenser

The toilet paper is not installed within the compliant range.

Toilet paper dispensers shall be 7 inches minimum and 9 inches maximum in front of the water closet measured to the centerline of the dispenser. The outlet of the dispenser shall be 15 inches minimum and 48 inches maximum above the finish floor and shall not be located behind grab bars. Dispensers shall not be of a type that controls delivery or that does not allow continuous paper flow. There shall be a clearance of 1 1/2 inches minimum below the grab bar.

2010 ADAS Section 604.7

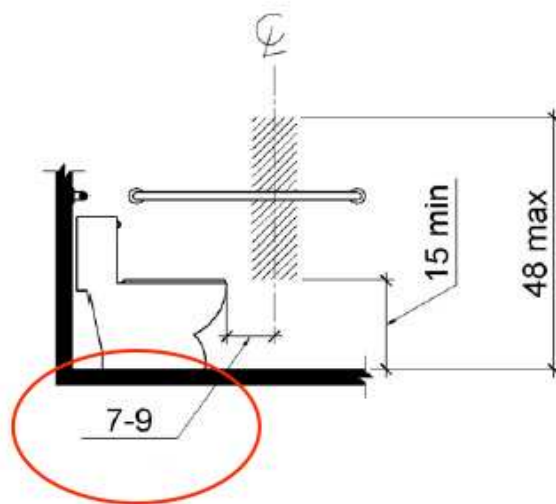
Toilet paper dispensers shall comply with 309.4 and shall be 7 inches (180 mm) minimum and 9 inches (230 mm) maximum in front of the water closet measured to the centerline of the dispenser. The outlet of the dispenser shall be 15 inches (380 mm) minimum and 48 inches (1220 mm) maximum above the finish floor and shall not be located behind grab bars. Dispensers shall not be of a type that controls delivery or that does not allow continuous paper flow.

Citation:

2010 ADAS Section: 604.7

As Built:

Toilet paper dispenser is centered 15 inches in front of water closet, and is only 7 inches above the side grab bar



Locker Room: Men's Locker Room

Lat/Long: [42.24863, -83.71192]

Finding: 52 - Partition door

The compartment door is located too far from the partition or wall.

The door shall be located in front of the clear space and diagonal to the water closet. Where located in the front partition, the door opening shall be 4 inches maximum from the side wall or partition farthest from the water closet. Where located in the side wall or partition, the door opening shall be 4 inches maximum from the front partition. Toilet compartment doors shall not swing into the minimum required compartment area.

2010 ADAS Section 604.8.1.2

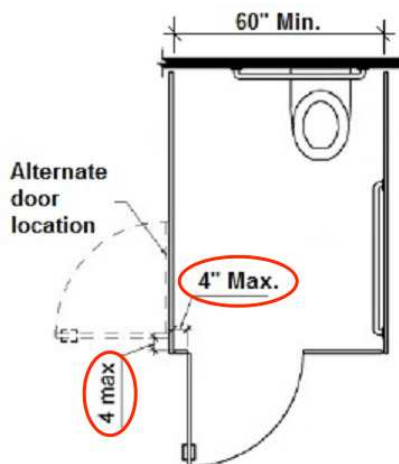

Toilet compartment doors, including door hardware, shall comply with 404 except that if the approach is to the latch side of the compartment door, clearance between the door side of the compartment and any obstruction shall be 42 inches (1065 mm) minimum. Doors shall be located in the front partition or in the side wall or partition farthest from the water closet. Where located in the front partition, the door opening shall be 4 inches (100 mm) maximum from the side wall or partition farthest from the water closet. Where located in the side wall or partition, the door opening shall be 4 inches (100 mm) maximum from the front partition. The door shall be self-closing. A door pull complying with 404.2.7 shall be placed on both sides of the door near the latch. Toilet compartment doors shall not swing into the minimum required compartment area.

Citation:

2010 ADAS Section: 604.8.1.2

As Built:

Partition door is located 6 inches away from partition door



Locker Room: Men's Locker Room

Lat/Long: [42.2473, -83.7114]

Finding: 53 - Clear floor space

Clear floor space adjacent to the bench has not been provided.

Clear floor or ground space shall be provided and be positioned at the end of the bench seat parallel to the short axis of the bench. The space must be 30 inches minimum by 48 inches minimum.

2010 ADAS Section 903.2


Clear floor or ground space complying with 305 shall be provided and shall be positioned at the end of the bench seat and parallel to the short axis of the bench.

Citation:

2010 ADAS Section: 903.2

As Built:

There is no clear floor space provided at the end of the bench



Locker Room: Men's Locker Room

Lat/Long: [42.2473, -83.7114]

Finding: 54 - Coat hooks

The clothing hooks exceed maximum reach range.

Coat hooks provided within the room shall accommodate a forward reach or side reach. Coat hooks must be mounted no higher than 48 inches.

2010 ADAS Section 308.2.1

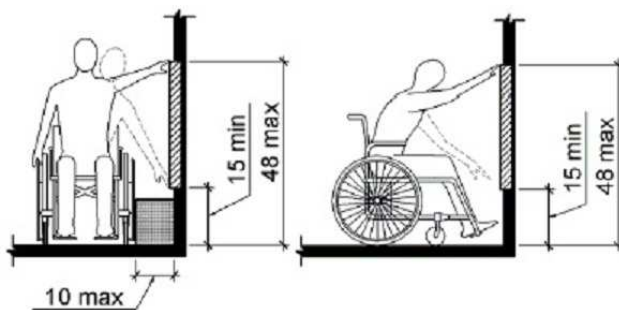

Where a forward reach is unobstructed, the high forward reach shall be 48 inches (1220 mm) maximum and the low forward reach shall be 15 inches (380 mm) minimum above the finish floor or ground.

Citation:

2010 ADAS Section: 308.2.1

As Built:

Coat hooks are 80 inches high



Locker Room: Women's Locker Room

Lat/Long: [42.24758, -83.71272]

Finding: 55 - Room identification sign

The room identification sign is noncompliant.

Wall signs identifying permanent rooms and spaces of a building shall be in a horizontal format and the characters raised 1/32 inch minimum and shall be sans serif uppercase characters a minimum of 5/8 inch and a maximum of 2 inches high.

Characters and their background shall have a non-glare finish. Characters shall contrast with their background with either light characters on a dark background or dark characters on a light background.

Signs with raised characters or Braille shall be located 48 inches minimum above the finish floor or ground surface, measured from the baseline of the lowest tactile character and 60 inches maximum above the finish floor or ground surface, measured from the baseline of the highest tactile character.

2010 ADAS Section 216.2

Interior and exterior signs identifying permanent rooms and spaces shall comply with 703.1, 703.2, and 703.5. Where pictograms are provided as designations of permanent interior rooms and spaces, the pictograms shall comply with 703.6 and shall have text descriptors complying with 703.2 and 703.5.

2010 ADAS Section 703.1

Signs shall comply with 703. Where both visual and tactile characters are required, either one sign with both visual and tactile characters, or two separate signs, one with visual, and one with tactile characters, shall be provided.

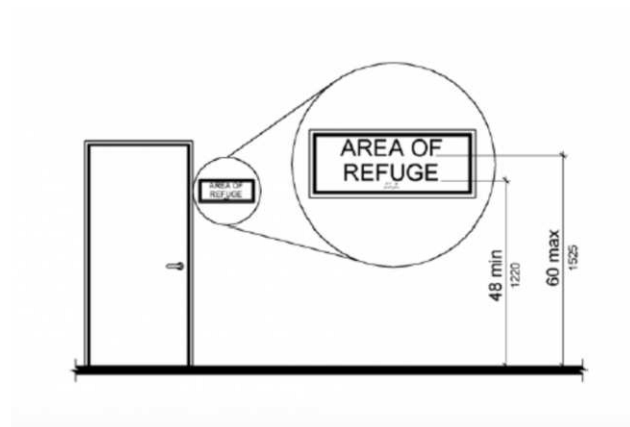
Citation:

2010 ADAS Section: 216.2, 703.1

As Built:

The women's lockerroom/restroom identification sign is not compliant

Finding #55 Continued



Locker Room: Women's Locker Room

Lat/Long: [42.25075, -83.71614]

Finding: 56 - Protruding object

The dispenser and dryers project more than 4 inches into the circulation path.

Wall-mounted objects that have leading edges between 27 inches and 80 inches from the floor must not project more than 4 inches into the circulation path. Protruding objects that extend to the floor or within 27 inches of the floor are cane detectable and are therefore not hazardous. Where it is necessary or desirable to have objects protrude from the wall, a manner of cane detection must be provided.

2010 ADAS Section 307.2

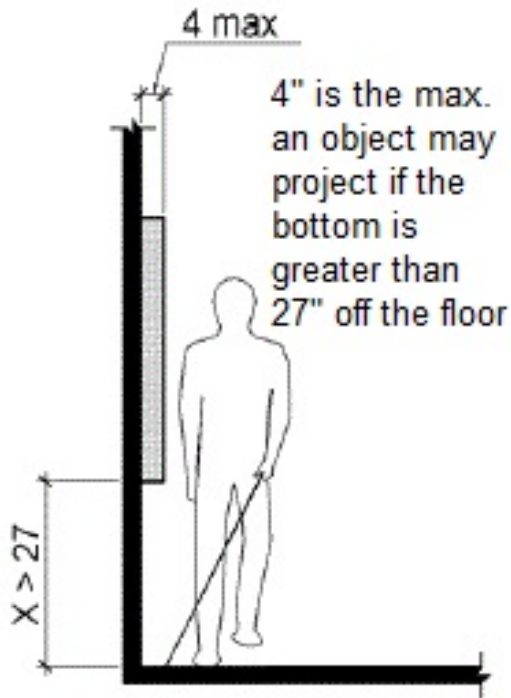
Objects with leading edges more than 27 inches (685 mm) and not more than 80 inches (2030 mm) above the finish floor or ground shall protrude 4 inches (100 mm) maximum horizontally into the circulation path.

Citation:

2010 ADAS Section: 307.2

As Built:

The dispenser is more than 4 inches from the wall



Locker Room: Women's Locker Room

Lat/Long: [42.24758, -83.71272]

Finding: 57 - Room identification sign

The room identification sign is noncompliant.

Wall signs identifying permanent rooms and spaces of a building shall be in a horizontal format and the characters raised 1/32 inch minimum and shall be sans serif uppercase characters a minimum of 5/8 inch and a maximum of 2 inches high.

Characters and their background shall have a non-glare finish. Characters shall contrast with their background with either light characters on a dark background or dark characters on a light background.

Signs with raised characters or Braille shall be located 48 inches minimum above the finish floor or ground surface, measured from the baseline of the lowest tactile character and 60 inches maximum above the finish floor or ground surface, measured from the baseline of the highest tactile character.

2010 ADAS Section 216.2

Interior and exterior signs identifying permanent rooms and spaces shall comply with 703.1, 703.2, and 703.5. Where pictograms are provided as designations of permanent interior rooms and spaces, the pictograms shall comply with 703.6 and shall have text descriptors complying with 703.2 and 703.5.

2010 ADAS Section 703.1

Signs shall comply with 703. Where both visual and tactile characters are required, either one sign with both visual and tactile characters, or two separate signs, one with visual, and one with tactile characters, shall be provided.

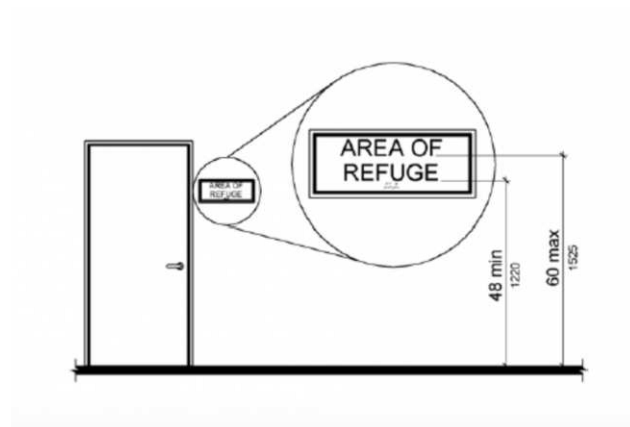

Citation:

2010 ADAS Section: 216.2, 703.1

As Built:

The Locker Room A sign is not compliant

Finding #57 Continued



Locker Room: Women's Locker Room

Lat/Long: [42.24758, -83.71272]

Finding: 58 - Room Sign Identification

The room identification sign is noncompliant.

Wall signs identifying permanent rooms and spaces of a building shall be in a horizontal format and the characters raised 1/32 inch minimum and shall be sans serif uppercase characters a minimum of 5/8 inch and a maximum of 2 inches high.

Characters and their background shall have a non-glare finish. Characters shall contrast with their background with either light characters on a dark background or dark characters on a light background.

Signs with raised characters or Braille shall be located 48 inches minimum above the finish floor or ground surface, measured from the baseline of the lowest tactile character and 60 inches maximum above the finish floor or ground surface, measured from the baseline of the highest tactile character.

2010 ADAS Section 216.2

Interior and exterior signs identifying permanent rooms and spaces shall comply with 703.1, 703.2, and 703.5. Where pictograms are provided as designations of permanent interior rooms and spaces, the pictograms shall comply with 703.6 and shall have text descriptors complying with 703.2 and 703.5.

2010 ADAS Section 703.1

Signs shall comply with 703. Where both visual and tactile characters are required, either one sign with both visual and tactile characters, or two separate signs, one with visual, and one with tactile characters, shall be provided.

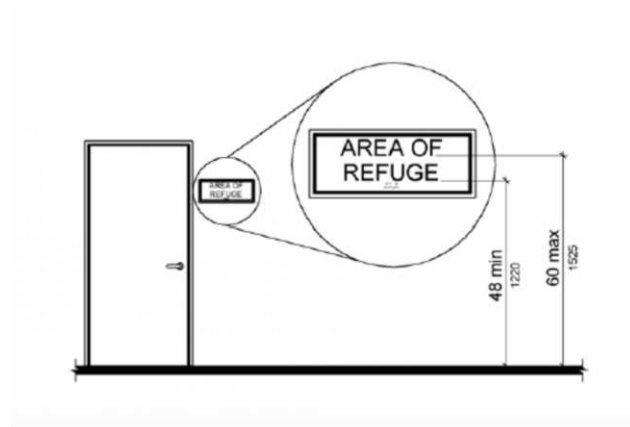
Citation:

2010 ADAS Section: 216.2, 703.1

As Built:

The Room Sign Identification for the Locker Rooms and Women's Restroom is not compliant

Finding #58 Continued



Locker Room: Women's Locker Room

Lat/Long: [42.25075, -83.71614]

Finding: 59 - Protruding dispenser

The dispenser projects more than 4 inches into the circulation path.

Wall-mounted objects that have leading edges between 27 inches and 80 inches from the floor must not project more than 4 inches into the circulation path. Protruding objects that extend to the floor or within 27 inches of the floor are cane detectable and are therefore not hazardous. Where it is necessary or desirable to have objects protrude from the wall, a manner of cane detection must be provided.

2010 ADAS Section 307.2

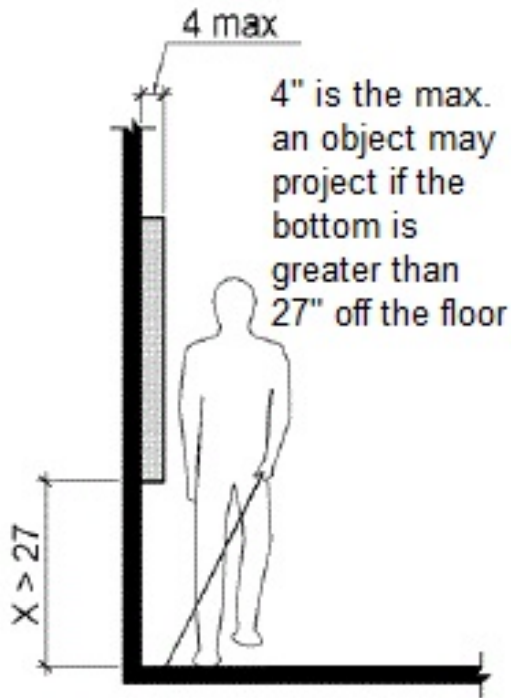
Objects with leading edges more than 27 inches (685 mm) and not more than 80 inches (2030 mm) above the finish floor or ground shall protrude 4 inches (100 mm) maximum horizontally into the circulation path.

Citation:

2010 ADAS Section: 307.2

As Built:

The dispenser is protruding



Locker Room: Women's Locker Room

Lat/Long: [42.25069, -83.71411]

Finding: 60 - Size

The transfer shower compartment is not the minimum required size.

Transfer type shower compartments shall be 36 inches by 36 inches clear inside dimensions measured at the center points of opposing sides and shall have a 36 inch wide minimum entry on the face of the shower compartment.

2010 ADAS Section 608.2.1

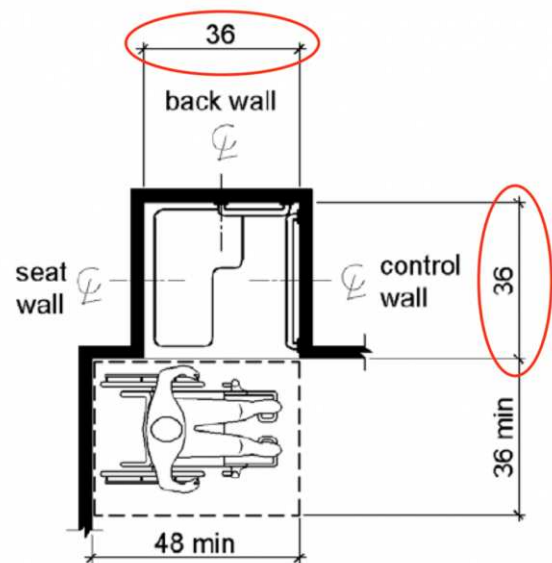
Transfer type shower compartments shall be 36 inches (915 mm) by 36 inches (915 mm) clear inside dimensions measured at the center points of opposing sides and shall have a 36 inch (915 mm) wide minimum entry on the face of the shower compartment. Clearance of 36 inches (915 mm) wide minimum by 48 inches (1220 mm) long minimum measured from the control wall shall be provided.

Citation:

2010 ADAS Section: 608.2.1

As Built:

The transfer shower size is too small



Note: Inside finished dimensions measured at the center points of opposing sides.

Locker Room: Women's Locker Room

Lat/Long: [42.25298, -83.71609]

Finding: 61 - Shower head

The shower is missing the hand-held spray unit.

A fixed shower head located at 48 inches maximum above the shower finish floor shall be permitted instead of a hand-held spray unit in facilities that are not medical care facilities, long-term care facilities, transient lodging guest rooms, or residential dwelling units.

2010 ADAS Section 608.6 Exception

A fixed shower head located at 48 inches (1220 mm) maximum above the shower finish floor shall be permitted instead of a hand-held spray unit in facilities that are not medical care facilities, long-term care facilities, transient lodging guest rooms, or residential dwelling units.

Citation:

2010 ADAS Section: 608.6 Exception

As Built:

Fixed shower head



Locker Room: Unisex Locker Room

Lat/Long: [42.24725, -83.71177]

Finding: 62 - Room identification sign

The room identification sign is noncompliant.

Wall signs identifying permanent rooms and spaces of a building shall be in a horizontal format and the characters raised 1/32 inch minimum and shall be sans serif uppercase characters a minimum of 5/8 inch and a maximum of 2 inches high.

Characters and their background shall have a non-glare finish. Characters shall contrast with their background with either light characters on a dark background or dark characters on a light background.

Signs with raised characters or Braille shall be located 48 inches minimum above the finish floor or ground surface, measured from the baseline of the lowest tactile character and 60 inches maximum above the finish floor or ground surface, measured from the baseline of the highest tactile character.

2010 ADAS Section 216.2

Interior and exterior signs identifying permanent rooms and spaces shall comply with 703.1, 703.2, and 703.5. Where pictograms are provided as designations of permanent interior rooms and spaces, the pictograms shall comply with 703.6 and shall have text descriptors complying with 703.2 and 703.5.

2010 ADAS Section 703.1

Signs shall comply with 703. Where both visual and tactile characters are required, either one sign with both visual and tactile characters, or two separate signs, one with visual, and one with tactile characters, shall be provided.

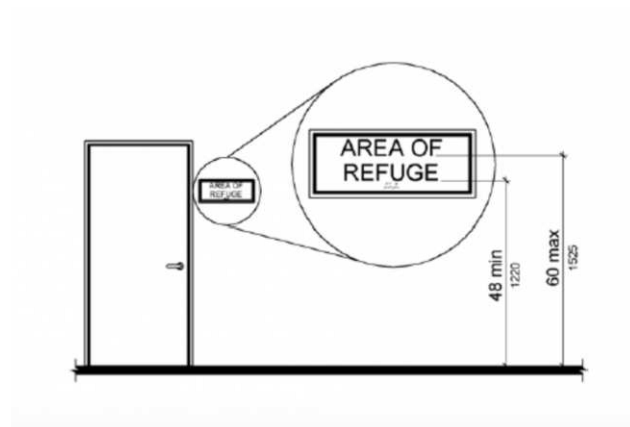
Citation:

2010 ADAS Section: 216.2, 703.1

As Built:

The Family Restroom sign is not compliant

Finding #62 Continued



Locker Room: Unisex Locker Room

Lat/Long: [42.25349, -83.71654]

Finding: 63 - Shower head

The shower is missing the hand-held spray unit.

A fixed shower head located at 48 inches maximum above the shower finish floor shall be permitted instead of a hand-held spray unit in facilities that are not medical care facilities, long-term care facilities, transient lodging guest rooms, or residential dwelling units.

2010 ADAS Section 608.6 Exception

A fixed shower head located at 48 inches (1220 mm) maximum above the shower finish floor shall be permitted instead of a hand-held spray unit in facilities that are not medical care facilities, long-term care facilities, transient lodging guest rooms, or residential dwelling units.

Citation:

2010 ADAS Section: 608.6 Exception

As Built:

There is a fixed shower head



Locker Room: Unisex Locker Room

Lat/Long: [42.25298, -83.71609]

Finding: 64 - Size

The transfer shower compartment is not the minimum required size.

Transfer type shower compartments shall be 36 inches by 36 inches clear inside dimensions measured at the center points of opposing sides and shall have a 36 inch wide minimum entry on the face of the shower compartment.

2010 ADAS Section 608.2.1

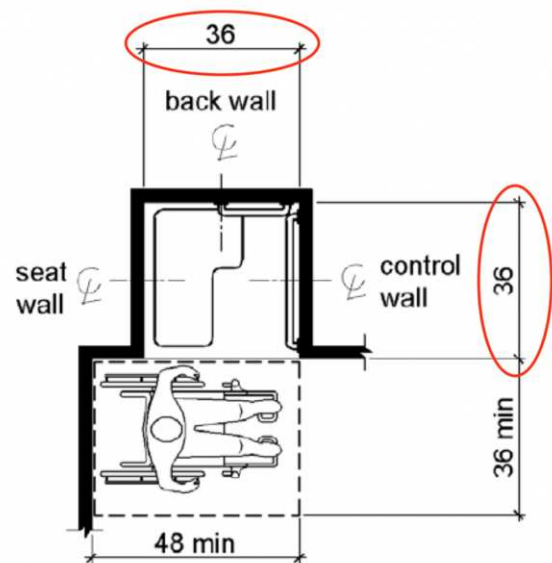
Transfer type shower compartments shall be 36 inches (915 mm) by 36 inches (915 mm) clear inside dimensions measured at the center points of opposing sides and shall have a 36 inch (915 mm) wide minimum entry on the face of the shower compartment. Clearance of 36 inches (915 mm) wide minimum by 48 inches (1220 mm) long minimum measured from the control wall shall be provided.

Citation:

2010 ADAS Section: 608.2.1

As Built:

The transfer shower size is too small



Note: Inside finished dimensions measured at the center points of opposing sides.

Locker Room: Unisex Locker Room

Lat/Long: [42.2473, -83.7114]

Wheel: N/A, Direction: NW

Finding: 65 - Bench

The bench is not depth requirements.

Benches shall have seats that are 42 inches long minimum and 20 inches deep minimum and 24 inches deep maximum.

2010 ADAS Section 903.3

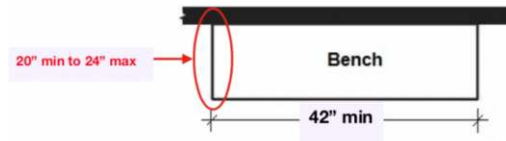
Benches shall have seats that are 42 inches (1065 mm) long minimum and 20 inches (510 mm) deep minimum and 24 inches (610 mm) deep maximum.

Citation:

2010 ADAS Section: 903.3

As Built:

The bench depth is not compliant



Changing Room: Women's Changing Room

Lat/Long: [42.24733, -83.71128]

Finding: 66 - Bench

The bench is not depth requirements.

Benches shall have seats that are 42 inches long minimum and 20 inches deep minimum and 24 inches deep maximum.

2010 ADAS Section 903.3

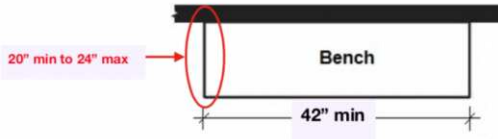

Benches shall have seats that are 42 inches (1065 mm) long minimum and 20 inches (510 mm) deep minimum and 24 inches (610 mm) deep maximum.

Citation:

2010 ADAS Section: 903.3

As Built:

The Bench depth is at 16"



Changing Room: Women's Changing Room

Lat/Long: [42.24733, -83.71128]

Finding: 67 - Hooks

The coat hook is installed greater than 48 inches above the finished floor.

Coat hooks provided within the room shall be located within compliant reach range for a forward or parallel approach.

Where a forward reach is unobstructed, the high forward reach shall be 48 inches maximum above the finished floor. Where the reach depth exceeds 20 inches, the high forward reach shall be 44 inches maximum and the reach depth shall be 25 inches maximum. Where a side reach is unobstructed, the high side reach shall be 48 inches maximum above the finished floor for a reach depth of 10 inches maximum. Where the reach depth exceeds 10 inches, the high side reach shall be 46 inches maximum for a reach depth of 24 inches maximum. Where the high side reach is over an obstruction, the height of the obstruction shall be 34 inches maximum and the depth of the obstruction shall be 24 inches maximum.

2010 ADAS Section 308.2.1

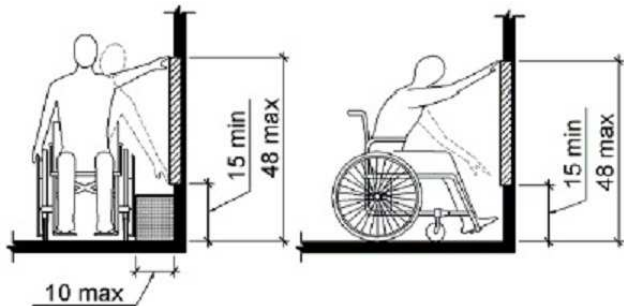

Where a forward reach is unobstructed, the high forward reach shall be 48 inches (1220 mm) maximum and the low forward reach shall be 15 inches (380 mm) minimum above the finish floor or ground.

Citation:

2010 ADAS Section: 308.2.1

As Built:

The changing room hooks are 72" tall



Changing Room: Women's Changing Room

Lat/Long: [42.24733, -83.71128]

Finding: 68 - Changing Room 2 Bench

The bench is not depth requirements.

Benches shall have seats that are 42 inches long minimum and 20 inches deep minimum and 24 inches deep maximum.

2010 ADAS Section 903.3

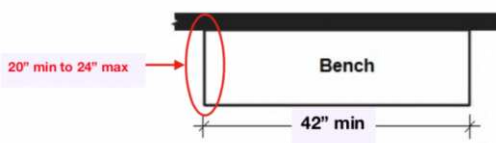

Benches shall have seats that are 42 inches (1065 mm) long minimum and 20 inches (510 mm) deep minimum and 24 inches (610 mm) deep maximum.

Citation:

2010 ADAS Section: 903.3

As Built:

16" depth



Changing Room: Women's Changing Room

Lat/Long: [42.24733, -83.71128]

Finding: 69 - Changing Room 2 Hooks

The coat hook is installed greater than 48 inches above the finished floor.

Coat hooks provided within the room shall be located within compliant reach range for a forward or parallel approach.

Where a forward reach is unobstructed, the high forward reach shall be 48 inches maximum above the finished floor. Where the reach depth exceeds 20 inches, the high forward reach shall be 44 inches maximum and the reach depth shall be 25 inches maximum. Where a side reach is unobstructed, the high side reach shall be 48 inches maximum above the finished floor for a reach depth of 10 inches maximum. Where the reach depth exceeds 10 inches, the high side reach shall be 46 inches maximum for a reach depth of 24 inches maximum. Where the high side reach is over an obstruction, the height of the obstruction shall be 34 inches maximum and the depth of the obstruction shall be 24 inches maximum.

2010 ADAS Section 308.2.1

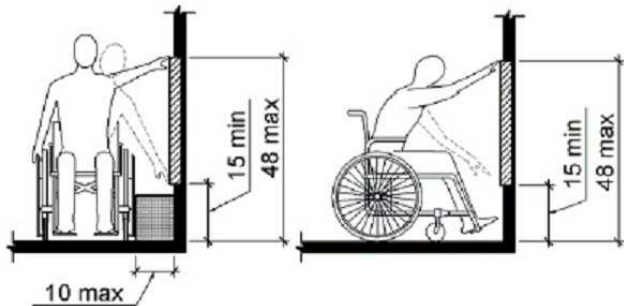
Where a forward reach is unobstructed, the high forward reach shall be 48 inches (1220 mm) maximum and the low forward reach shall be 15 inches (380 mm) minimum above the finish floor or ground.

Citation:

2010 ADAS Section: 308.2.1

As Built:

72" tall



Changing Room: Unisex Changing Room

Lat/Long: [42.24762, -83.71145]

Finding: 70 - Room identification sign

The room identification sign is noncompliant.

Wall signs identifying permanent rooms and spaces of a building shall be in a horizontal format and the characters raised 1/32 inch minimum and shall be sans serif uppercase characters a minimum of 5/8 inch and a maximum of 2 inches high.

Characters and their background shall have a non-glare finish. Characters shall contrast with their background with either light characters on a dark background or dark characters on a light background.

Signs with raised characters or Braille shall be located 48 inches minimum above the finish floor or ground surface, measured from the baseline of the lowest tactile character and 60 inches maximum above the finish floor or ground surface, measured from the baseline of the highest tactile character.

2010 ADAS Section 216.2

Interior and exterior signs identifying permanent rooms and spaces shall comply with 703.1, 703.2, and 703.5. Where pictograms are provided as designations of permanent interior rooms and spaces, the pictograms shall comply with 703.6 and shall have text descriptors complying with 703.2 and 703.5.

2010 ADAS Section 703.1

Signs shall comply with 703. Where both visual and tactile characters are required, either one sign with both visual and tactile characters, or two separate signs, one with visual, and one with tactile characters, shall be provided.

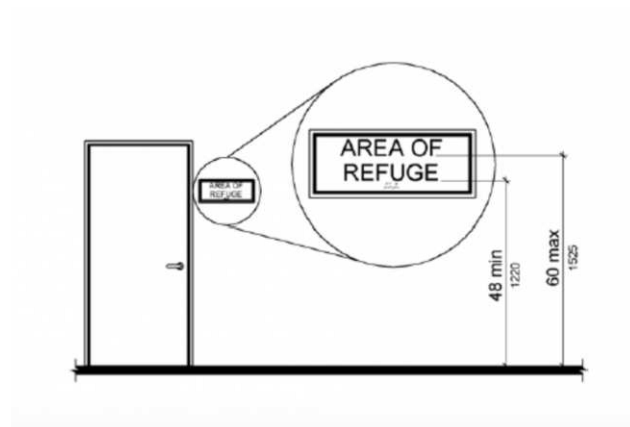
Citation:

2010 ADAS Section: 216.2, 703.1

As Built:

The room identification sign for the Gender Neutral Restroom is not compliant

Finding #70 Continued



Changing Room: Unisex Changing Room

Lat/Long: [42.24733, -83.71128]

Finding: 71 - Toilet Paper Dispenser

The toilet paper is not installed within the compliant range.

Toilet paper dispensers shall be 7 inches minimum and 9 inches maximum in front of the water closet measured to the centerline of the dispenser. The outlet of the dispenser shall be 15 inches minimum and 48 inches maximum above the finish floor and shall not be located behind grab bars. Dispensers shall not be of a type that controls delivery or that does not allow continuous paper flow. There shall be a clearance of 1 1/2 inches minimum below the grab bar.

2010 ADAS Section 604.7

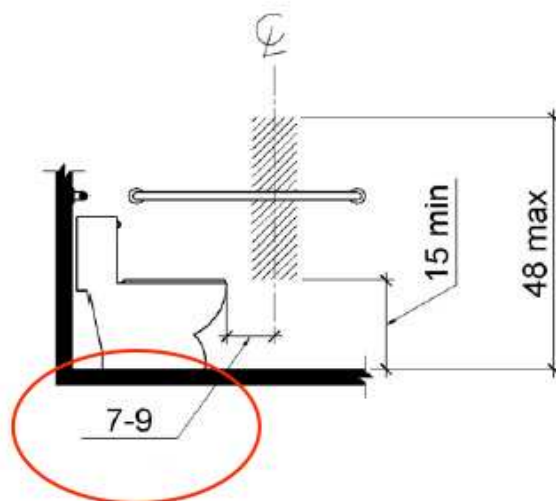
Toilet paper dispensers shall comply with 309.4 and shall be 7 inches (180 mm) minimum and 9 inches (230 mm) maximum in front of the water closet measured to the centerline of the dispenser. The outlet of the dispenser shall be 15 inches (380 mm) minimum and 48 inches (1220 mm) maximum above the finish floor and shall not be located behind grab bars. Dispensers shall not be of a type that controls delivery or that does not allow continuous paper flow.

Citation:

2010 ADAS Section: 604.7

As Built:

Out of range



Changing Room: Unisex Changing Room

Lat/Long: [42.24733, -83.71128]

Finding: 72 - Dispenser

The paper towel projects more than 4 inches into the circulation path.

Wall-mounted objects that have leading edges between 27 inches and 80 inches from the floor must not project more than 4 inches into the circulation path. Protruding objects that extend to the floor or within 27 inches of the floor are cane detectable and are therefore not hazardous. Where it is necessary or desirable to have objects protrude from the wall, a manner of cane detection must be provided.

2010 ADAS Section 307.2

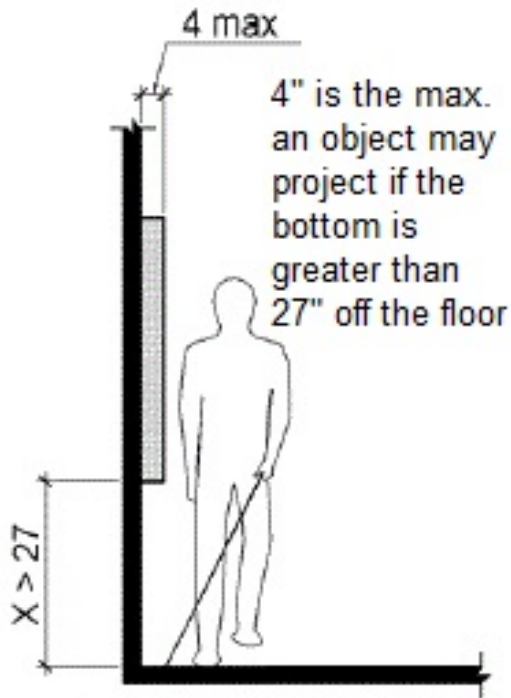
Objects with leading edges more than 27 inches (685 mm) and not more than 80 inches (2030 mm) above the finish floor or ground shall protrude 4 inches (100 mm) maximum horizontally into the circulation path.

Citation:

2010 ADAS Section: 307.2

As Built:

The paper towel dispenser protrudes more than 4 inches



Ice Rink Area: Ice Rink

Lat/Long: [42.24798, -83.71241]

Finding: 73 - Change in level

There is a change in level greater than 1/4 inch.

1/4 inch is the maximum vertical rise. Changes in level between 1/4 inch and 1/2 inch must be beveled at 1:2 or less. Changes in level greater than 1/2 inch must be by way of a ramp.

2010 ADAS Section 303.3

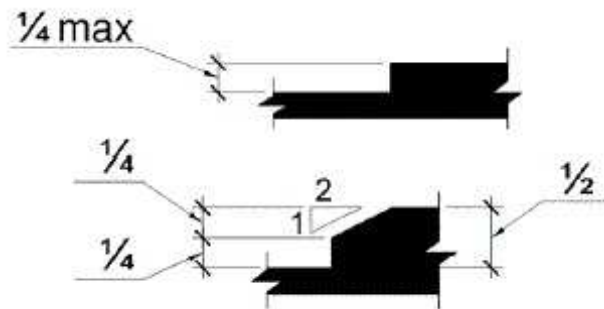
Changes in level between 1/4 inch (6.4 mm) high minimum and 1/2 inch (13 mm) high maximum shall be beveled with a slope not steeper than 1:2.

Citation:

2010 ADAS Section: 303.3

As Built:

There is a change in level for the entrance to the hockey rink



Ice Rink Area: Ice Rink

Lat/Long: [42.24783, -83.71297]

Finding: 74 - Change in level

There is a change in level greater than 1/4 inch.

1/4 inch is the maximum vertical rise. Changes in level between 1/4 inch and 1/2 inch must be beveled at 1:2 or less. Changes in level greater than 1/2 inch must be by way of a ramp.

2010 ADAS Section 303.3

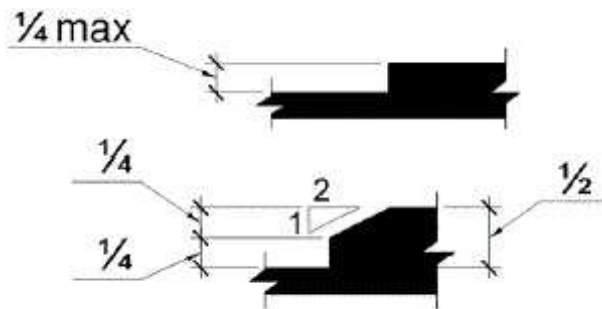
Changes in level between 1/4 inch (6.4 mm) high minimum and 1/2 inch (13 mm) high maximum shall be beveled with a slope not steeper than 1:2.

Citation:

2010 ADAS Section: 303.3

As Built:

There is a change in level at multiple entrances to the hockey rink



Ice Rink Area: Ice Rink

Lat/Long: [42.24803, -83.71123]

Finding: 75 - Protruding object

The support cables extend down too close to the route of travel.

Any obstruction that overhangs a circulation route must be a minimum of 80 inches above the walking surface as measured from the bottom of the obstruction.

2010 ADAS Section 307.3

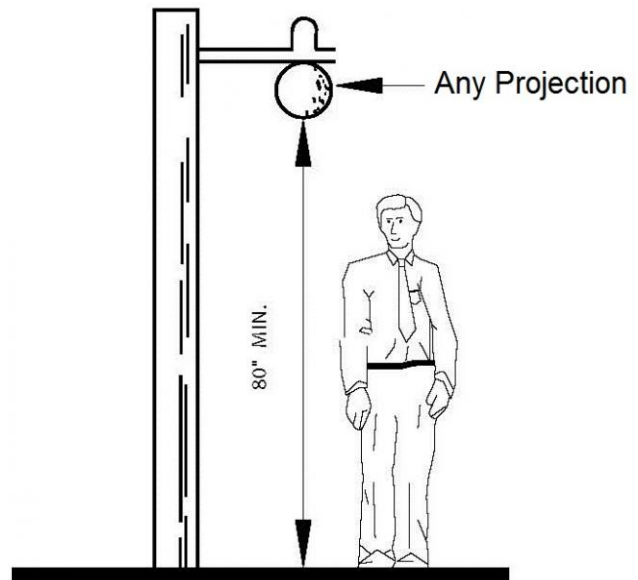
Free-standing objects mounted on posts or pylons shall overhang circulation paths 12 inches (305 mm) maximum when located 27 inches (685 mm) minimum and 80 inches (2030 mm) maximum above the finish floor or ground. Where a sign or other obstruction is mounted between posts or pylons and the clear distance between the posts or pylons is greater than 12 inches (305 mm), the lowest edge of such sign or obstruction shall be 27 inches (685 mm) maximum or 80 inches (2030 mm) minimum above the finish floor or ground.

Citation:

2010 ADAS Section: 307.3

As Built:

Support cables at each corner



Site Accessibility Evaluation



Burns Park
1300 Baldwin Ave
Burns Park, MI 48104
ADA Only

Inspection Date: 05/23/2022

Inspectors: Aileen Dryden, Arturo Pinero, Jesus Lardizabal, Juvelyn Owen, Olaf Brunjes

Prepared By



(512) 410 - 7059

alturalp.com

Report Date: 06/01/2023



Trail System: Trail

Lat/Long: [42.26424, -83.72959]

Finding: 1

The accessible path of travel has cross slopes greater than 2%.

Surface cross slopes shall not exceed one unit vertical in 48 units horizontal (2-percent slope). When the slope in the direction of travel of any walk exceeds 1 unit vertical in 20 units horizontal (5-percent slope), it must be constructed as a ramp.

2010 ADAS Section 403.3

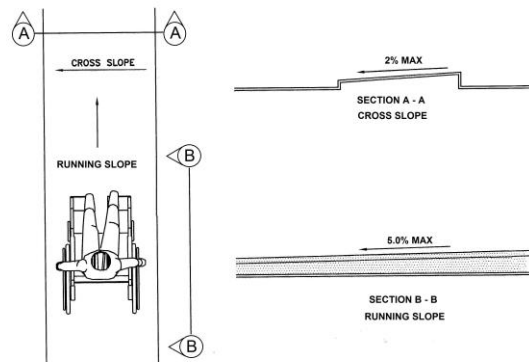
The running slope of walking surfaces shall not be steeper than 1:20. The cross slope of walking surfaces shall not be steeper than 1:48.

Citation:

2010 ADAS Section: 403.3

As Built:

SW entrance on Granger Ave cross slope up to 5% 15 linear feet



Finding #1 Additional Finding Photos



Trail System: Trail

Lat/Long: [42.26466, -83.7298]

Finding: 2

The accessible path of travel has cross slopes greater than 2%.

Surface cross slopes shall not exceed one unit vertical in 48 units horizontal (2-percent slope). When the slope in the direction of travel of any walk exceeds 1 unit vertical in 20 units horizontal (5-percent slope), it must be constructed as a ramp.

2010 ADAS Section 403.3

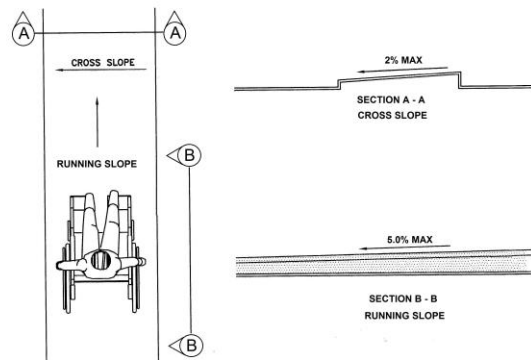
The running slope of walking surfaces shall not be steeper than 1:20. The cross slope of walking surfaces shall not be steeper than 1:48.

Citation:

2010 ADAS Section: 403.3

As Built:

Where the two sidewalks from Granger Ave meet, sidewalk on left has cross slope of up to 3.2%



Green Space: Drinking Fountain

Lat/Long: [42.26685, -83.72887]

Finding: 3

The drinking fountain is not on an accessible route.

At least one accessible route shall connect accessible building or facility entrances with all accessible spaces and elements within the building or facility which are otherwise connected by a circulation path.

2010 ADAS Section 206.2.4

At least one accessible route shall connect accessible building or facility entrances with all accessible spaces and elements within the building or facility which are otherwise connected by a circulation path unless exempted by 206.2.3 Exceptions 1 through 7.

Citation:

2010 ADAS Section: 206.2.4

As Built:

No accessible route to drinking fountain.



Restrooms: Men's

Lat/Long: [42.26624, -83.72855]

Finding: 4

The dispenser projects more than 4 inches into the circulation path.

Wall-mounted objects that have leading edges between 27 inches and 80 inches from the floor must not project more than 4 inches into the circulation path. Protruding objects that extend to the floor or within 27 inches of the floor are cane detectable and are therefore not hazardous. Where it is necessary or desirable to have objects protrude from the wall, a manner of cane detection must be provided.

2010 ADAS Section 307.2

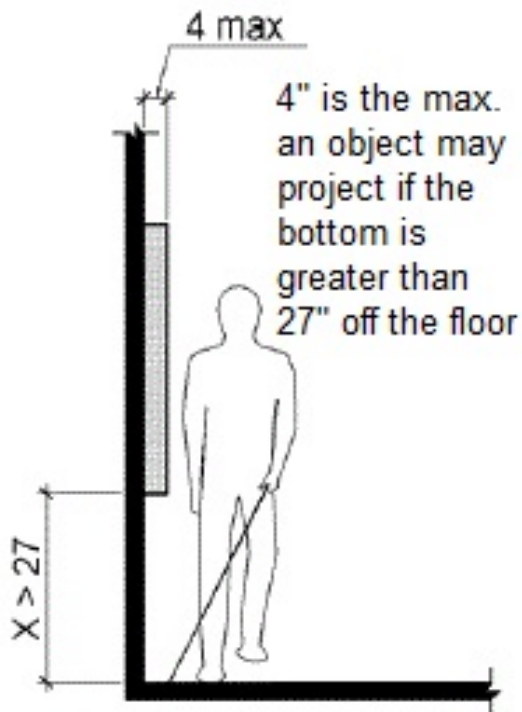
Objects with leading edges more than 27 inches (685 mm) and not more than 80 inches (2030 mm) above the finish floor or ground shall protrude 4 inches (100 mm) maximum horizontally into the circulation path.

Citation:

2010 ADAS Section: 307.2

As Built:

The sanitary napkin dispenser protrudes 5-1/2 inches at 47 inches high



Restrooms: Men's

Lat/Long: [42.26627, -83.72779]

Finding: 5

The water and drain pipes under the lavatory are not adequately insulated.

Water supply and drain pipes under lavatories and sinks shall be insulated or otherwise configured to protect against contact. There shall be no sharp or abrasive surfaces under lavatories and sinks.

2010 ADAS Section 606.5

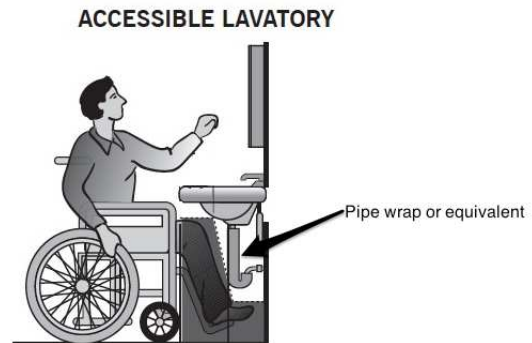
Water supply and drain pipes under lavatories and sinks shall be insulated or otherwise configured to protect against contact. There shall be no sharp or abrasive surfaces under lavatories and sinks.

Citation:

2010 ADAS Section: 606.5

As Built:

Lavatory pipes are not insulated



Restrooms: Men's

Lat/Long: [42.26624, -83.72855]

Finding: 6

The clear floor space only allows for a forward approach and the element is out of reach range.

Where a high forward reach is over an obstruction, the clear floor space shall extend beneath the element for a distance not less than the required reach depth over the obstruction. The high forward reach shall be 48 inches maximum where the reach depth is 20 inches maximum.

2010 ADAS Section 308.2.2

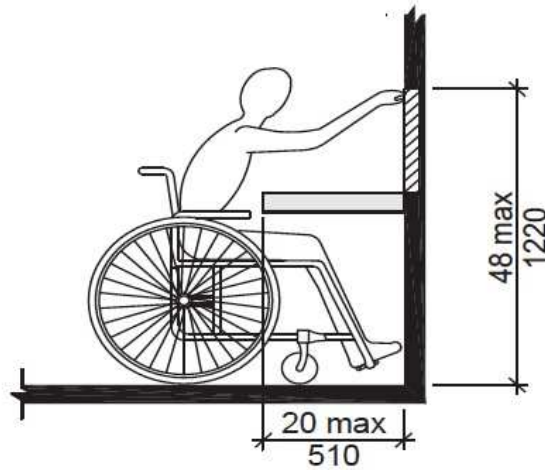
Where a high forward reach is over an obstruction, the clear floor space shall extend beneath the element for a distance not less than the required reach depth over the obstruction. The high forward reach shall be 48 inches (1220 mm) maximum where the reach depth is 20 inches (510 mm) maximum. Where the reach depth exceeds 20 inches (510 mm), the high forward reach shall be 44 inches (1120 mm) maximum and the reach depth shall be 25 inches (635 mm) maximum.

Citation:

2010 ADAS Section: 308.2.2

As Built:

The paper towel dispenser is mounted at 56 inches high to the operable part (knob on side)



Restrooms: Men's

Lat/Long: [42.26624, -83.72855]

Finding: 7

There are not enough accessible toilet compartments. Where toilet compartments are provided, at least one toilet compartment shall be wheelchair accessible.

The room contains one toilet compartments. A minimum of one must be wheelchair accessible .

2010 ADAS Section 213.3.1

Where toilet compartments are provided, at least one toilet compartment shall comply with 604.8.1. In addition to the compartment required to comply with 604.8.1, at least one compartment shall comply with 604.8.2 where six or more toilet compartments are provided, or where the combination of urinals and water closets totals six or more fixtures.

Citation:

2010 ADAS Section: 213.3.1

As Built:

There is no accessible stall provided



Restrooms: Women's

Lat/Long: [42.26719, -83.72671]

Finding: 8

The water and drain pipes under the lavatory are not adequately insulated.

Water supply and drain pipes under lavatories and sinks shall be insulated or otherwise configured to protect against contact. There shall be no sharp or abrasive surfaces under lavatories and sinks.

2010 ADAS Section 606.5

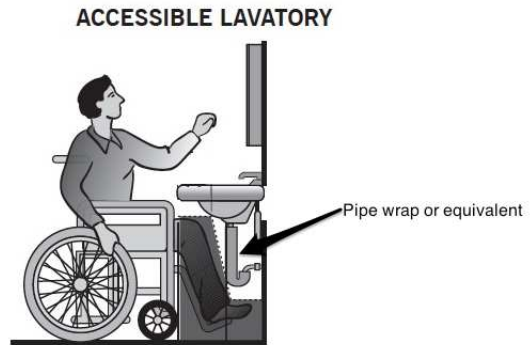
Water supply and drain pipes under lavatories and sinks shall be insulated or otherwise configured to protect against contact. There shall be no sharp or abrasive surfaces under lavatories and sinks.

Citation:

2010 ADAS Section: 606.5

As Built:

Pipes are not insulated



Restrooms: Women's

Lat/Long: [42.26719, -83.72671]

Finding: 9

There are not enough accessible toilet compartments. Where toilet compartments are provided, at least one toilet compartment shall be wheelchair accessible.

The room contains 2 toilet compartments. A minimum of one must be wheelchair accessible .

2010 ADAS Section 213.3.1

Where toilet compartments are provided, at least one toilet compartment shall comply with 604.8.1. In addition to the compartment required to comply with 604.8.1, at least one compartment shall comply with 604.8.2 where six or more toilet compartments are provided, or where the combination of urinals and water closets totals six or more fixtures.

Citation:

2010 ADAS Section: 213.3.1

As Built:

N/A



Restrooms: Women's

Lat/Long: [42.26298, -83.72957]

Finding: 10

The paper towel dispenser's operation mechanism is too high off the floor.

Dispensers must have all operable parts a maximum of 48 inches above the floor.

2010 ADAS Section 308.2.1

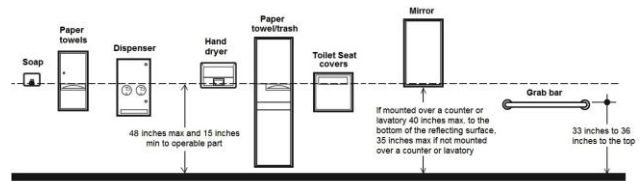

Where a forward reach is unobstructed, the high forward reach shall be 48 inches (1220 mm) maximum and the low forward reach shall be 15 inches (380 mm) minimum above the finish floor or ground.

Citation:

2010 ADAS Section: 308.2.1

As Built:

N/A



Finding #10 Additional Finding Photos



Restrooms: Women's

Lat/Long: [42.26691, -83.72668]

Finding: 11

The hygiene dispenser projects more than 4 inches into the circulation path.

Wall-mounted objects that have leading edges between 27 inches and 80 inches from the floor must not project more than 4 inches into the circulation path. Protruding objects that extend to the floor or within 27 inches of the floor are cane detectable and are therefore not hazardous. Where it is necessary or desirable to have objects protrude from the wall, a manner of cane detection must be provided.

2010 ADAS Section 307.2

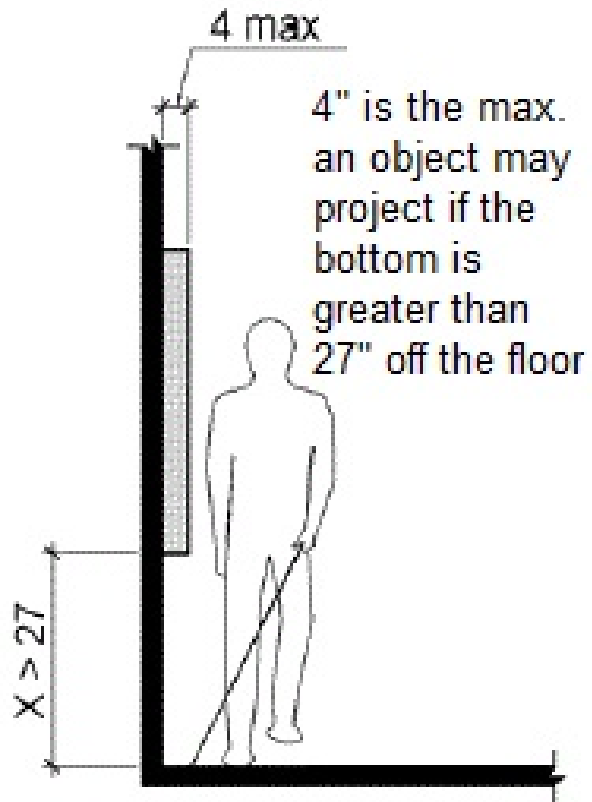
Objects with leading edges more than 27 inches (685 mm) and not more than 80 inches (2030 mm) above the finish floor or ground shall protrude 4 inches (100 mm) maximum horizontally into the circulation path.

Citation:

2010 ADAS Section: 307.2

As Built:

N/A



Play Area: Field Near Restrooms

Lat/Long: [42.26586, -83.72635]

Finding: 12

There is no accessible route to the accessible element.

At least one accessible route shall connect accessible buildings, accessible facilities, accessible elements, and accessible spaces that are on the same site.

2010 ADAS Section 206.2.2

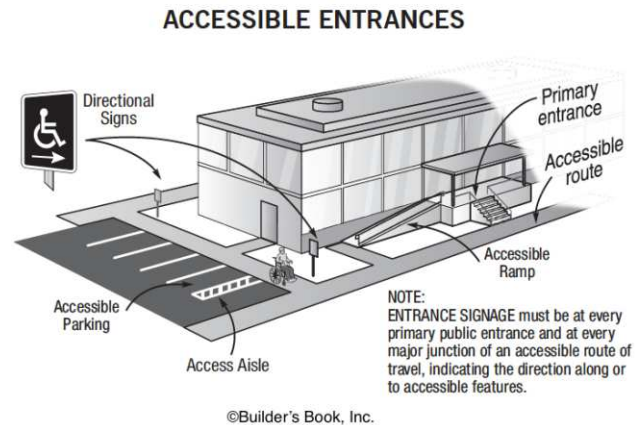
At least one accessible route shall connect accessible buildings, accessible facilities, accessible elements, and accessible spaces that are on the same site.

Citation:

2010 ADAS Section: 206.2.2

As Built:

No accessible route to grill and seating area



Play Area: Ball Game

Lat/Long: [42.26666, -83.72905]

Finding: 13

The accessible route on the site has running slopes greater than 5 percent and has not been constructed as a ramp (i.e. handrails, edge protection, etc.).

When the slope in the direction of travel of any walk exceeds 1 unit vertical in 20 units horizontal (5-percent slope), it must be constructed as a ramp. Surface cross slopes must not exceed one unit vertical in 48 units horizontal (2-percent slope).

2010 ADAS Section 403.3

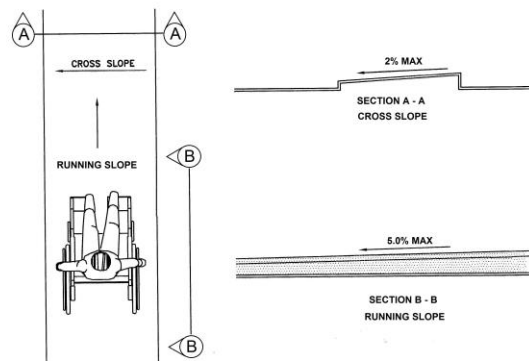
The running slope of walking surfaces shall not be steeper than 1:20. The cross slope of walking surfaces shall not be steeper than 1:48.

Citation:

2010 ADAS Section: 403.3

As Built:

The entrance to the play area has a running slope of up to 11%. The maximum slope for a walking surface is 5%, and for a ramp compliant with 405 is 8.33%



Tennis Court: Entrance

Lat/Long: [42.26575, -83.72729]

Finding: 14

The drinking fountain is not on an accessible route.

At least one accessible route shall connect accessible building or facility entrances with all accessible spaces and elements within the building or facility which are otherwise connected by a circulation path.

2010 ADAS Section 206.2.4

At least one accessible route shall connect accessible building or facility entrances with all accessible spaces and elements within the building or facility which are otherwise connected by a circulation path unless exempted by 206.2.3 Exceptions 1 through 7.

Citation:

2010 ADAS Section: 206.2.4

As Built:

No accessible route



Tennis Court: Entrance

Lat/Long: [42.26566, -83.72649]

Finding: 15

There is no accessible route to the accessible element.

At least one accessible route shall connect accessible buildings, accessible facilities, accessible elements, and accessible spaces that are on the same site.

2010 ADAS Section 206.2.2

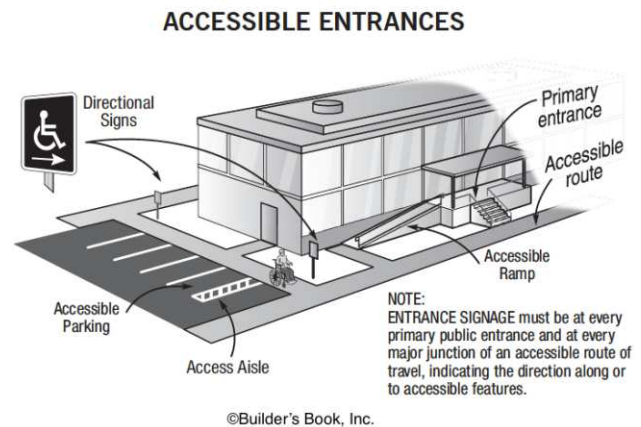
At least one accessible route shall connect accessible buildings, accessible facilities, accessible elements, and accessible spaces that are on the same site.

Citation:

2010 ADAS Section: 206.2.2

As Built:

No accessible route to bike rack



Soccer Field: Seating

Lat/Long: [42.26513, -83.72964]

Finding: 16

There is no accessible route to the accessible element.

At least one accessible route shall connect accessible buildings, accessible facilities, accessible elements, and accessible spaces that are on the same site.

2010 ADAS Section 206.2.2

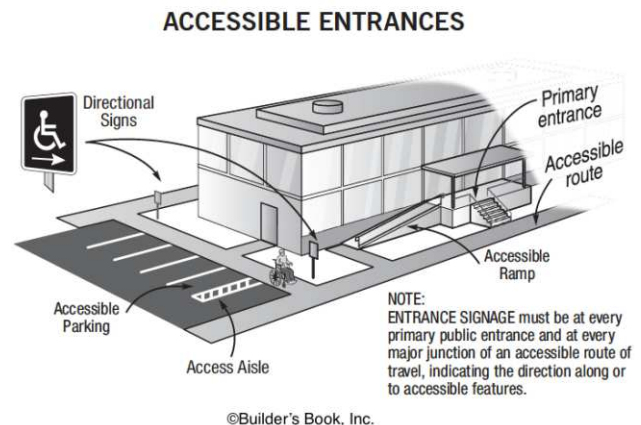
At least one accessible route shall connect accessible buildings, accessible facilities, accessible elements, and accessible spaces that are on the same site.

Citation:

2010 ADAS Section: 206.2.2

As Built:

No accessible route to soccer field



Baseball Field: Seating

Lat/Long: [42.26599, -83.72688]

Finding: 17

There is no accessible route to the accessible element.

At least one accessible route shall connect accessible buildings, accessible facilities, accessible elements, and accessible spaces that are on the same site.

2010 ADAS Section 206.2.2

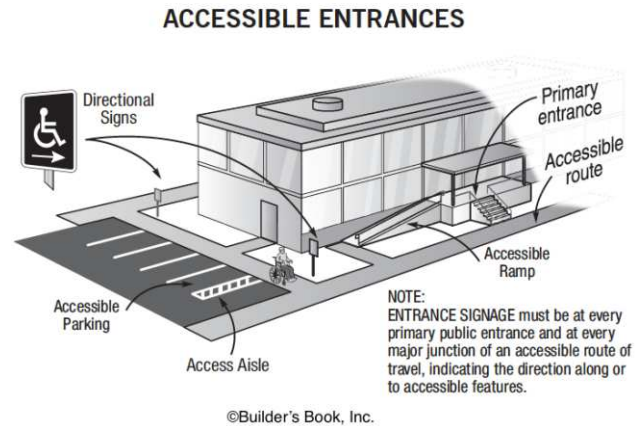
At least one accessible route shall connect accessible buildings, accessible facilities, accessible elements, and accessible spaces that are on the same site.

Citation:

2010 ADAS Section: 206.2.2

As Built:

No accessible route to baseball field seating and dugouts



Baseball Field: Seating

Lat/Long: [42.26654, -83.72655]

Finding: 18

There is no accessible route to the accessible element.

At least one accessible route shall connect accessible buildings, accessible facilities, accessible elements, and accessible spaces that are on the same site.

2010 ADAS Section 206.2.2

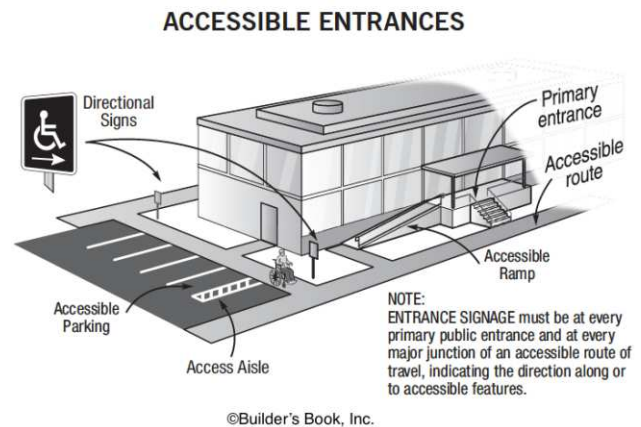
At least one accessible route shall connect accessible buildings, accessible facilities, accessible elements, and accessible spaces that are on the same site.

Citation:

2010 ADAS Section: 206.2.2

As Built:

No accessible route to swing



Baseball Field: Seating

Lat/Long: [42.26615, -83.72639]

Finding: 19

There is no accessible route to the accessible element.

At least one accessible route shall connect accessible buildings, accessible facilities, accessible elements, and accessible spaces that are on the same site.

2010 ADAS Section 206.2.2

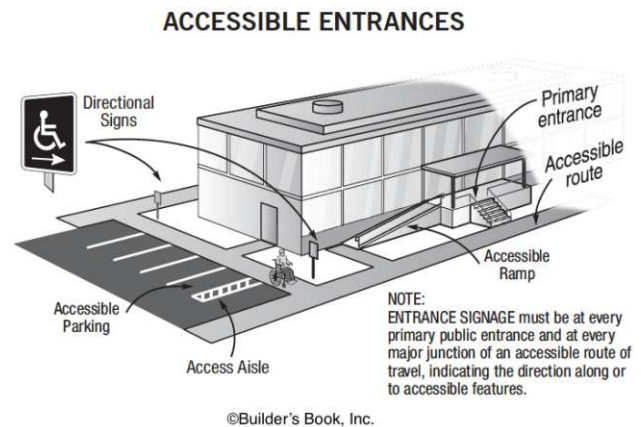
At least one accessible route shall connect accessible buildings, accessible facilities, accessible elements, and accessible spaces that are on the same site.

Citation:

2010 ADAS Section: 206.2.2

As Built:

No accessible route to table



Baseball Field: Seating

Lat/Long: [42.26585, -83.72598]

Finding: 20

There is no accessible route to the accessible element.

At least one accessible route shall connect accessible buildings, accessible facilities, accessible elements, and accessible spaces that are on the same site.

2010 ADAS Section 206.2.2

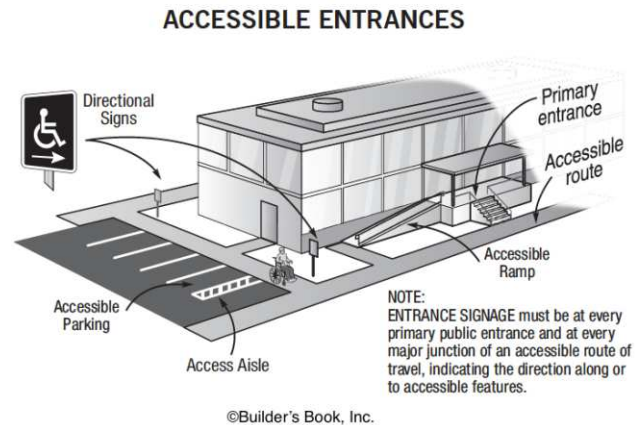
At least one accessible route shall connect accessible buildings, accessible facilities, accessible elements, and accessible spaces that are on the same site.

Citation:

2010 ADAS Section: 206.2.2

As Built:

No accessible route to baseball fields



Assembly Area: Community Space

Lat/Long: [42.26675, -83.72707]

Finding: 21

The top of the sink is above the allowable height requirement.

Sinks shall be installed with the front of the higher of the rim or counter surface 34 inches maximum above the finish floor or ground.

2010 ADAS Section 606.3

Lavatories and sinks shall be installed with the front of the higher of the rim or counter surface 34 inches (865 mm) maximum above the finish floor or ground.

Citation:

2010 ADAS Section: 606.3

As Built:

Height at 37 inches. No knee space provided.



Assembly Area: Community Space

Lat/Long: [42.26649, -83.72738]

Finding: 22

The kitchen counter top is too high.

The kitchen work surface shall be 34 inches maximum above the finish floor or ground.

2010 ADAS Section 804.3.2

The kitchen work surface shall be 34 inches (865 mm) maximum above the finish floor or ground.

Citation:

2010 ADAS Section: 804.3.2

As Built:

Counters at 37 inches.



Assembly Area: Community Space

Lat/Long: [42.26636, -83.72716]

Finding: 23

The element is not positioned correctly for either a side or front approach.

Where a clear floor or ground space allows a parallel or front approach and the side reach is unobstructed, the high side reach shall be 48 inches maximum above the finish floor or ground and the low side reach shall be 15 inches minimum above the finish floor or ground.

2010 ADAS Section 308.2.1

Where a forward reach is unobstructed, the high forward reach shall be 48 inches (1220 mm) maximum and the low forward reach shall be 15 inches (380 mm) minimum above the finish floor or ground.

2010 ADAS Section 308.3.1

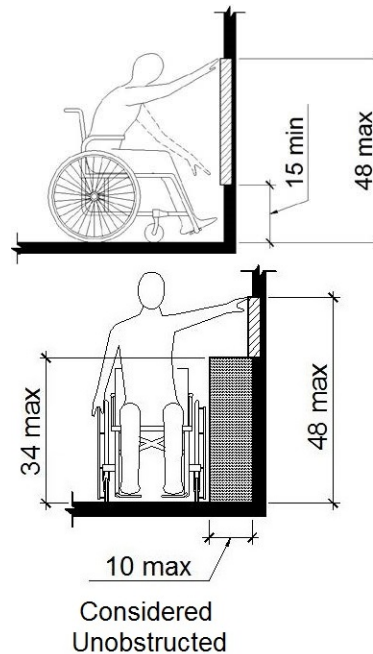
Where a clear floor or ground space allows a parallel approach to an element and the side reach is unobstructed, the high side reach shall be 48 inches (1220 mm) maximum and the low side reach shall be 15 inches (380 mm) minimum above the finish floor or ground.

Citation:

2010 ADAS Section: 308.2.1, 308.3.1

As Built:

Microwave controls at 68 inches.



Assembly Area: Community Space

Lat/Long: [42.26693, -83.72752]

Finding: 24

The door operating hardware requires tight grasping, pinching or twisting of the wrist to operate.

Hand-activated hardware, handles, pulls, latches, locks, and other operating devices on accessible elements shall have a shape that is easy to grasp with one hand and does not require tight grasping, pinching or twisting of the wrist to operate.

2010 ADAS Section 309.4

Operable parts shall be operable with one hand and shall not require tight grasping, pinching, or twisting of the wrist. The force required to activate operable parts shall be 5 pounds (22.2 N) maximum.

Citation:

2010 ADAS Section: 309.4

As Built:

Knob at door to maintenance storage area near kitchen.



Assembly Area: Community Space

Lat/Long: [42.26679, -83.7275]

Finding: 25

The element is not positioned correctly for either a side or front approach.

Where a clear floor or ground space allows a parallel or front approach and the side reach is unobstructed, the high side reach shall be 48 inches maximum above the finish floor or ground and the low side reach shall be 15 inches minimum above the finish floor or ground.

2010 ADAS Section 308.2.1

Where a forward reach is unobstructed, the high forward reach shall be 48 inches (1220 mm) maximum and the low forward reach shall be 15 inches (380 mm) minimum above the finish floor or ground.

2010 ADAS Section 308.3.1

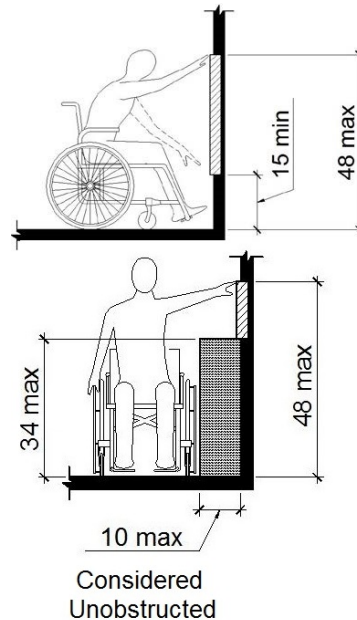
Where a clear floor or ground space allows a parallel approach to an element and the side reach is unobstructed, the high side reach shall be 48 inches (1220 mm) maximum and the low side reach shall be 15 inches (380 mm) minimum above the finish floor or ground.

Citation:

2010 ADAS Section: 308.2.1, 308.3.1

As Built:

Towel and soap dispensers at 55 inches high.



Assembly Area: Exterior

Lat/Long: [42.26656, -83.72776]

Finding: 26

The drinking fountain projects more than 4 inches into the circulation path.

Wall-mounted objects that have leading edges between 27 inches and 80 inches from the floor must not project more than 4 inches into the circulation path. Protruding objects that extend to the floor or within 27 inches of the floor are cane detectable and are therefore not hazardous. Where it is necessary or desirable to have objects protrude from the wall, a manner of cane detection must be provided.

2010 ADAS Section 307.2

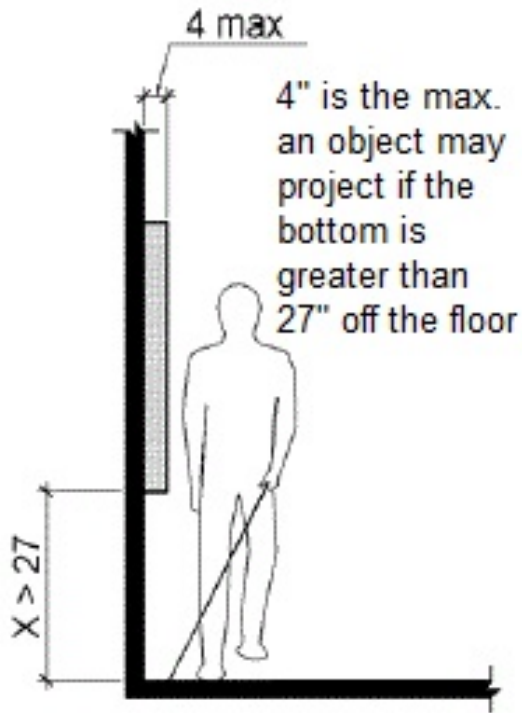
Objects with leading edges more than 27 inches (685 mm) and not more than 80 inches (2030 mm) above the finish floor or ground shall protrude 4 inches (100 mm) maximum horizontally into the circulation path.

Citation:

2010 ADAS Section: 307.2

As Built:

The "low" drinking fountain protrudes 22 inches at 28 inches high



Assembly Area: Exterior

Lat/Long: [42.26627, -83.72779]

Finding: 27

There is no drinking fountain for standing persons.

No fewer than two drinking fountains shall be provided. One drinking fountain shall meet requirements for wheelchair accessibility and one drinking fountain shall meet requirements for standing persons.

Where a single drinking fountain complies with both wheelchair accessibility and requirements for standing persons, it shall be permitted to be substituted for two separate drinking fountains.

Spout outlets of drinking fountains for standing persons shall be 38 inches minimum and 43 inches maximum above the finish floor or ground.

2010 ADAS Section 602.7

Spout outlets of drinking fountains for standing persons shall be 38 inches (965 mm) minimum and 43 inches (1090 mm) maximum above the finish floor or ground.

2010 ADAS Section 211.2

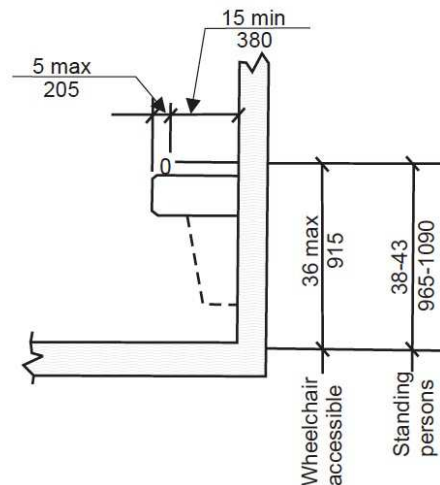
No fewer than two drinking fountains shall be provided. One drinking fountain shall comply with 602.1 through 602.6 and one drinking fountain shall comply with 602.7.

Citation:

2010 ADAS Section: 602.7, 211.2

As Built:

There is no high drinking fountain provided



Site Accessibility Evaluation



Buttonbush Nature Area
2601 Dhu Varren Rd
Ann Arbor, MI 48104
ADA Only

Inspection Date: 07/11/2022

Inspectors: Aileen Dryden, Arturo Pinero, Jesus Lardizabal, Juvelyn Owen, Olaf Brunjes

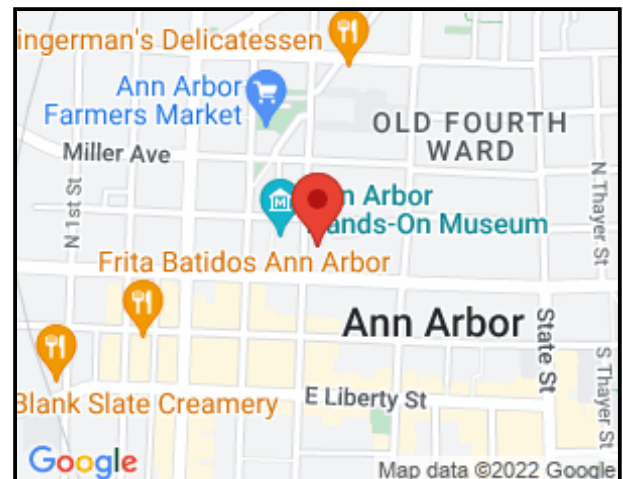
Prepared By



(512) 410 - 7059

alturalp.com

Report Date: 11/15/2022



DNR Accessibility Grading System for Parks and Recreation Facilities

Accessibility Grade

Definition

1

None of the facilities meet accessibility guidelines

2

Some facilities meet accessibility guidelines

3

Most facilities meet accessibility guidelines

4

The entire park meets accessibility guidelines

5

The entire park was developed using the principles of universal design

Site Accessibility Evaluation



**Cedar Bend Nature Area
1495 Cedar Bend Dr
Ann Arbor, MI 48104
ADA Only**

Inspection Date: 07/11/2022

Inspectors: Aileen Dryden, Arturo Pinero, Jesus Lardizabal, Juvelyn Owen, Olaf Brunjes

Prepared By



(512) 410 - 7059

alturalp.com

Report Date: 11/15/2022



DNR Accessibility Grading System for Parks and Recreation Facilities

Accessibility Grade

Definition

1

None of the facilities meet accessibility guidelines

2

Some facilities meet accessibility guidelines

3

Most facilities meet accessibility guidelines

4

The entire park meets accessibility guidelines

5

The entire park was developed using the principles of universal design

Site Accessibility Evaluation



Churchill Downs Park
2106 Steeplechase Dr
Ann Arbor, MI 48104
ADA Only

Inspection Date: 07/11/2022

Inspectors: Aileen Dryden, Arturo Pinero, Jesus Lardizabal, Juvelyn Owen, Olaf Brunjes

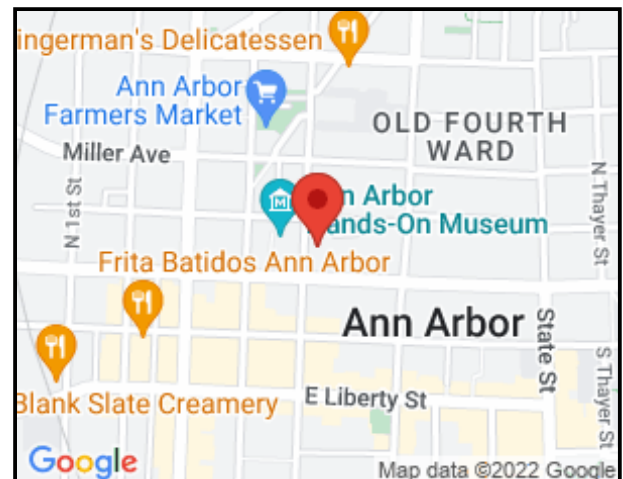
Prepared By



(512) 410 - 7059

alturalp.com

Report Date: 11/15/2022



DNR Accessibility Grading System for Parks and Recreation Facilities

Accessibility Grade

Definition

1

None of the facilities meet accessibility guidelines

2

Some facilities meet accessibility guidelines

3

Most facilities meet accessibility guidelines

4

The entire park meets accessibility guidelines

5

The entire park was developed using the principles of universal design

Trail System: Trail

Lat/Long: [42.25476, -83.773]

Finding: 1

The accessible route on the site has running slopes greater than 5 percent and has not been constructed as a ramp (i.e. handrails, edge protection, etc.).

When the slope in the direction of travel of any walk exceeds 1 unit vertical in 20 units horizontal (5-percent slope), it must be constructed as a ramp. Surface cross slopes must not exceed one unit vertical in 48 units horizontal (2-percent slope).

2010 ADAS Section 403.3

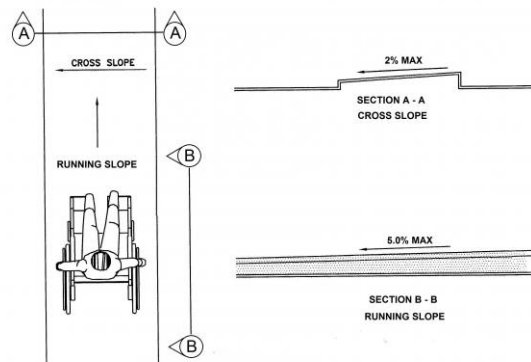
The running slope of walking surfaces shall not be steeper than 1:20. The cross slope of walking surfaces shall not be steeper than 1:48.

Citation:

2010 ADAS Section: 403.3

As Built:

6.5% running slope



Green Space: Drinking Fountain

Lat/Long: [42.25483, -83.77306]

Finding: 2

The clear floor space required at accessible drinking fountains is not positioned for a forward approach.

Units shall have a clear floor or ground space positioned for a forward approach and centered on the unit.

2010 ADAS Section 602.2

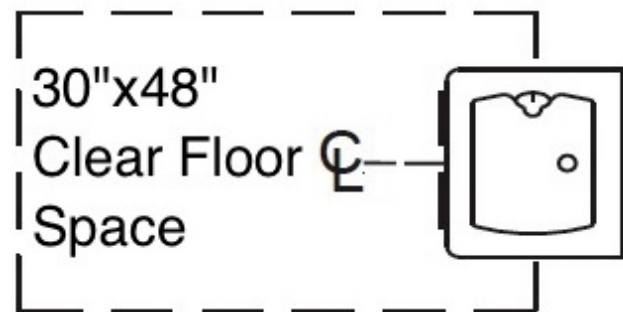
Units shall have a clear floor or ground space complying with 305 positioned for a forward approach and centered on the unit. Knee and toe clearance complying with 306 shall be provided.

Citation:

2010 ADAS Section: 602.2

As Built:

Approach not provided



Green Space: Picnic Area

Lat/Long: [42.25504, -83.77325]

Finding: 3

There are no accessible tables.

At least 5% of the dining surfaces shall be dispersed throughout the space or facility containing dining surfaces and must be accessible. An accessible table must be on an accessible route (36 inches minimum) and have knee and toe spaces at least 27 inches high, 30 inches wide and 19 inches deep. The tops of tables and counters shall be 28 inches to 34 inches from the floor or ground.

2010 ADAS Section 226.1

Where dining surfaces are provided for the consumption of food or drink, at least 5 percent of the seating spaces and standing spaces at the dining surfaces shall comply with 902. In addition, where work surfaces are provided for use by other than employees, at least 5 percent shall comply with 902.

Citation:

2010 ADAS Section: 226.1

As Built:

No wheelchair space provided



Play Area: Sand Pit

Lat/Long: [42.25498, -83.77279]

Finding: 4

There is no accessible route to the element.

At least one accessible route shall connect accessible buildings, accessible facilities, accessible elements, and accessible spaces that are on the same site.

2010 ADAS Section 206.2.2

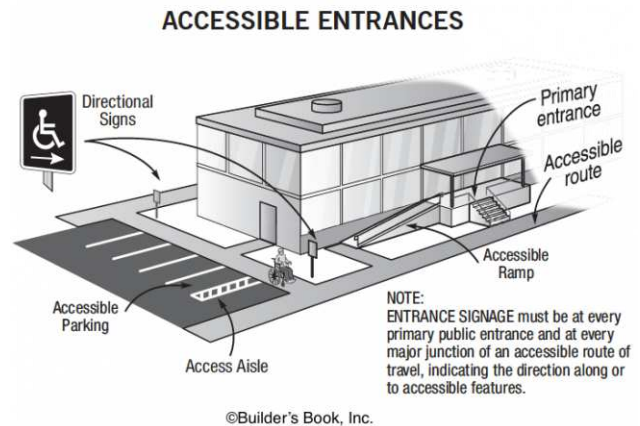
At least one accessible route shall connect accessible buildings, accessible facilities, accessible elements, and accessible spaces that are on the same site.

Citation:

2010 ADAS Section: 206.2.2

As Built:

No accessible route to sand pit.



Play Area: Play Area

Lat/Long: [42.25478, -83.77293]

Finding: 5

There is no accessible route to the element.

At least one accessible route shall connect accessible buildings, accessible facilities, accessible elements, and accessible spaces that are on the same site.

2010 ADAS Section 206.2.2

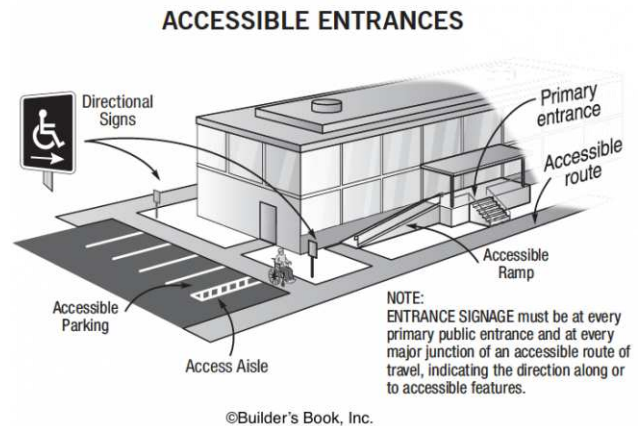
At least one accessible route shall connect accessible buildings, accessible facilities, accessible elements, and accessible spaces that are on the same site.

Citation:

2010 ADAS Section: 206.2.2

As Built:

No accessible route to play area.



Play Area: Swing Set

Lat/Long: [42.25467, -83.77294]

Finding: 6

There is no accessible route to the element.

At least one accessible route shall connect accessible buildings, accessible facilities, accessible elements, and accessible spaces that are on the same site.

2010 ADAS Section 206.2.2

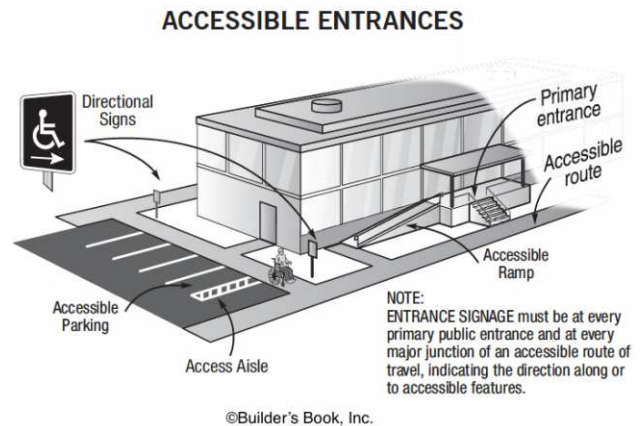
At least one accessible route shall connect accessible buildings, accessible facilities, accessible elements, and accessible spaces that are on the same site.

Citation:

2010 ADAS Section: 206.2.2

As Built:

No accessible route to swing set.



Site Accessibility Evaluation



Clinton Park
3300 Stone School Rd
Bryant Pattengill East, MI 48108
ADA Only
Inspection Date: 05/23/2022
Inspectors: Aileen Dryden, Arturo Pinero

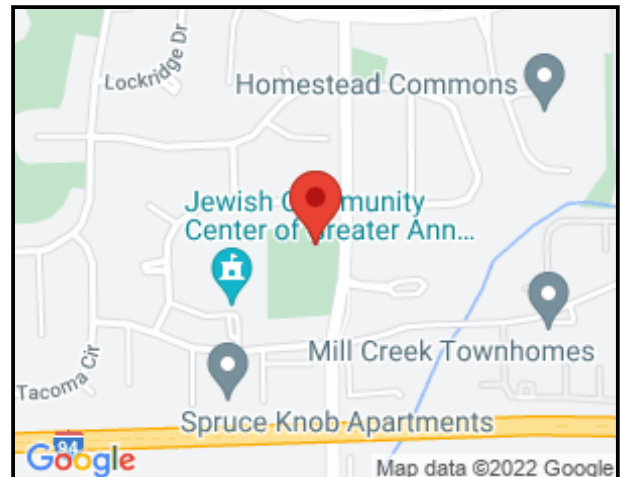
Prepared By



(512) 410 - 7059

alturalp.com

Report Date: 11/15/2022



DNR Accessibility Grading System for Parks and Recreation Facilities

Accessibility Grade

Definition

1

None of the facilities meet accessibility guidelines

2

Some facilities meet accessibility guidelines

3

Most facilities meet accessibility guidelines

4

The entire park meets accessibility guidelines

5

The entire park was developed using the principles of universal design

Parking: Parking LOt

Lat/Long: [42.2401, -83.71982]

Finding: 1 - sign

The van stall is missing a sign identifying it as a van accessible stall.

Parking space identification signs shall include the International Symbol of Accessibility. Signs identifying van parking spaces shall contain the designation "van accessible."

2010 ADAS Section 502.6

Parking space identification signs shall include the International Symbol of Accessibility complying with 703.7.2.1. Signs identifying van parking spaces shall contain the designation "van accessible." Signs shall be 60 inches (1525 mm) minimum above the finish floor or ground surface measured to the bottom of the sign.

Citation:

2010 ADAS Section: 502.6

As Built:

N/A



Parking: Parking LOt

Lat/Long: [42.24021, -83.71996]

Finding: 2 - van accessible

There are no van accessible parking stalls.

1 in every 6, minimum of one, required accessible stalls must be a van accessible stall.

There are a total of (XX) parking stalls in the parking lot that could be reasonably associated with this facility. There should be a minimum of (XX) accessible stalls with a minimum of (XX) being designed as van accessible.

2010 ADAS Section 208.2

Parking spaces complying with 502 shall be provided in accordance with Table 208.2 except as required by 208.2.1, 208.2.2, and 208.2.3. Where more than one parking facility is provided on a site, the number of accessible spaces provided on the site shall be calculated according to the number of spaces required for each parking facility.

2010 ADAS Section 208.2.4

For every six or fraction of six parking spaces required by 208.2 to comply with 502, at least one shall be a van parking space complying with 502.

Citation:

2010 ADAS Section: 208.2, 208.2.4

As Built:

gravel parking lot



Total Number of Parking Spaces Provided in Parking Facility	Minimum Number of Required Accessible Parking Spaces
1 to 25	1
26 to 50	2
51 to 75	3
76 to 100	4
101 to 150	5
151 to 200	6
201 to 300	7
301 to 400	8
401 to 500	9
501 to 1000	2 percent of total
1001 and over	20, plus 1 for each 100, or fraction thereof, over 1000

Parking: Parking LOt

Lat/Long: [42.24023, -83.72002]

Finding: 3

There is no accessible route of travel from the public way.

At least one accessible route shall be provided within the site from accessible parking spaces and accessible passenger loading zones; public streets and sidewalks; and public transportation stops to the accessible building or facility they serve.

2010 ADAS Section 206.2.1

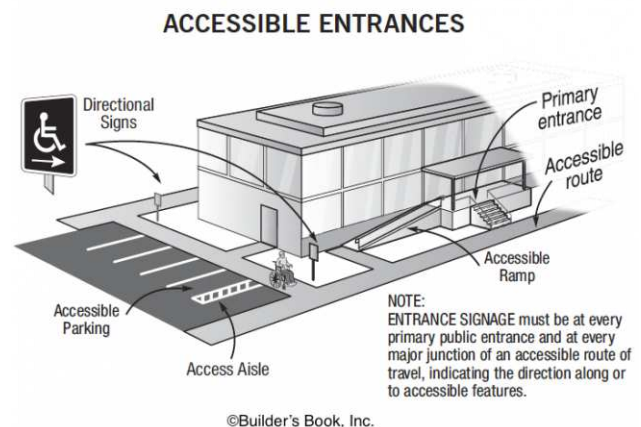
At least one accessible route shall be provided within the site from accessible parking spaces and accessible passenger loading zones; public streets and sidewalks; and public transportation stops to the accessible building or facility entrance they serve.

Citation:

2010 ADAS Section: 206.2.1

As Built:

N/A



Trail System: Trail

Lat/Long: [42.24026, -83.72042]

Finding: 4

The route contains openings greater than 1/2 inch.

Openings in floor or ground surfaces shall not allow passage of a sphere more than 1/2 inch diameter. Elongated openings shall be placed so that the long dimension is perpendicular to the dominant direction of travel.

2010 ADAS Section 302.3

Openings in floor or ground surfaces shall not allow passage of a sphere more than 1/2 inch (13 mm) diameter except as allowed in 407.4.3, 409.4.3, 410.4, 810.5.3 and 810.10. Elongated openings shall be placed so that the long dimension is perpendicular to the dominant direction of travel.

Citation:

2010 ADAS Section: 302.3

As Built:

N/A



Trail System: Trail

Lat/Long: [42.24026, -83.72042]

Finding: 5

The route contains openings greater than 1/2 inch.

Openings in floor or ground surfaces shall not allow passage of a sphere more than 1/2 inch diameter. Elongated openings shall be placed so that the long dimension is perpendicular to the dominant direction of travel.

2010 ADAS Section 302.3

Openings in floor or ground surfaces shall not allow passage of a sphere more than 1/2 inch (13 mm) diameter except as allowed in 407.4.3, 409.4.3, 410.4, 810.5.3 and 810.10. Elongated openings shall be placed so that the long dimension is perpendicular to the dominant direction of travel.

Citation:

2010 ADAS Section: 302.3

As Built:

N/A



Trail System: Trail

Lat/Long: [42.24026, -83.72042]

Finding: 6

The route contains openings greater than 1/2 inch.

Openings in floor or ground surfaces shall not allow passage of a sphere more than 1/2 inch diameter. Elongated openings shall be placed so that the long dimension is perpendicular to the dominant direction of travel.

2010 ADAS Section 302.3

Openings in floor or ground surfaces shall not allow passage of a sphere more than 1/2 inch (13 mm) diameter except as allowed in 407.4.3, 409.4.3, 410.4, 810.5.3 and 810.10. Elongated openings shall be placed so that the long dimension is perpendicular to the dominant direction of travel.

Citation:

2010 ADAS Section: 302.3

As Built:

N/A



Green Space: Sidewalks

Lat/Long: [42.2404, -83.71975]

Finding: 7 - Route

The route contains openings greater than 1/2 inch.

Openings in floor or ground surfaces shall not allow passage of a sphere more than 1/2 inch diameter. Elongated openings shall be placed so that the long dimension is perpendicular to the dominant direction of travel.

2010 ADAS Section 302.3

Openings in floor or ground surfaces shall not allow passage of a sphere more than 1/2 inch (13 mm) diameter except as allowed in 407.4.3, 409.4.3, 410.4, 810.5.3 and 810.10. Elongated openings shall be placed so that the long dimension is perpendicular to the dominant direction of travel.

Citation:

2010 ADAS Section: 302.3

As Built:

horizontal opening



Green Space: Drinking Fountain

Lat/Long: [42.24019, -83.72035]

Finding: 8 - Protruding

The (XX) projects more than 4 inches into the circulation path.

Wall-mounted objects that have leading edges between 27 inches and 80 inches from the floor must not project more than 4 inches into the circulation path. Protruding objects that extend to the floor or within 27 inches of the floor are cane detectable and are therefore not hazardous. Where it is necessary or desirable to have objects protrude from the wall, a manner of cane detection must be provided.

2010 ADAS Section 307.2

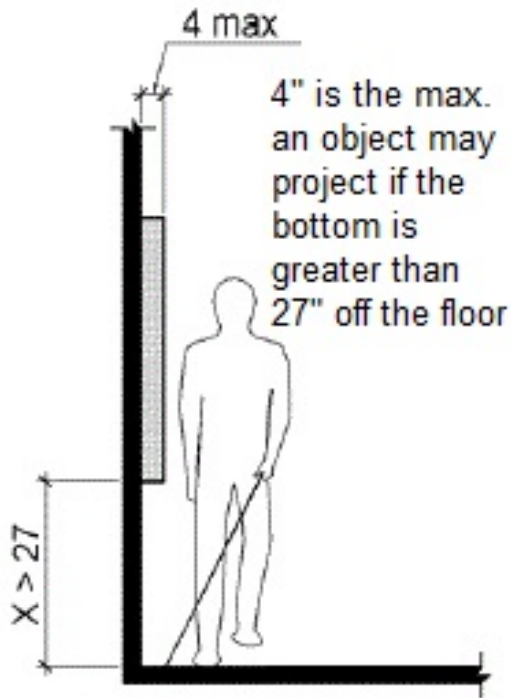
Objects with leading edges more than 27 inches (685 mm) and not more than 80 inches (2030 mm) above the finish floor or ground shall protrude 4 inches (100 mm) maximum horizontally into the circulation path.

Citation:

2010 ADAS Section: 307.2

As Built:

Lower fountain is 27 1/2 high



Green Space: Receptacle

Lat/Long: [42.23996, -83.71965]

Finding: 9 - Route

The accessible route contains loose gravel and/or surface materials that do not provide for a stable, firm slip resistant surface.

Floor and ground surfaces shall be stable, firm, and slip resistant.

2010 ADAS Section 302.1

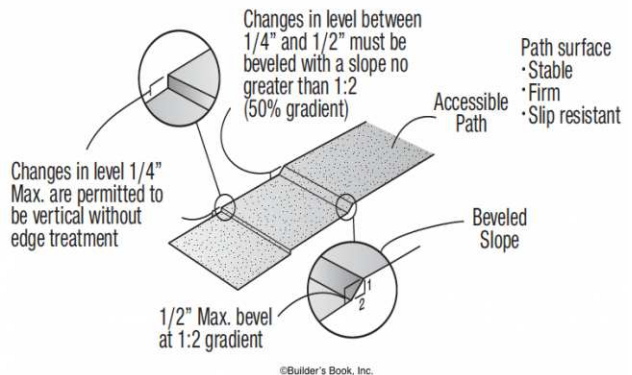
Floor and ground surfaces shall be stable, firm, and slip resistant and shall comply with 302.

Citation:

2010 ADAS Section: 302.1

As Built:

Surface is grass



Green Space: Grill

Lat/Long: [42.24071, -83.72089]

Finding: 10 - Grill

There is no accessible route to the element.

At least one accessible route shall connect accessible buildings, accessible facilities, accessible elements, and accessible spaces that are on the same site.

2010 ADAS Section 206.2.2

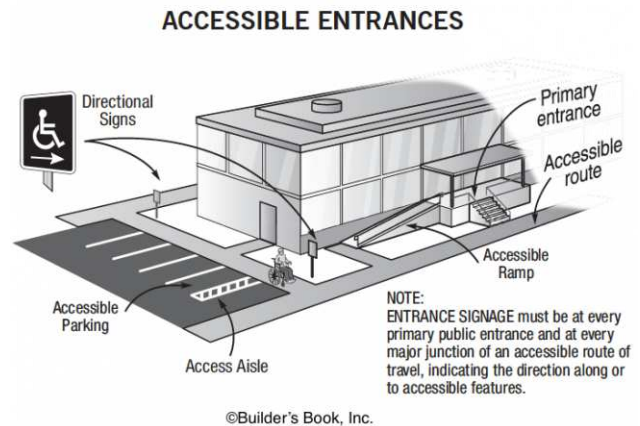
At least one accessible route shall connect accessible buildings, accessible facilities, accessible elements, and accessible spaces that are on the same site.

Citation:

2010 ADAS Section: 206.2.2

As Built:

N/A



Play Area: Playground

Lat/Long: [42.2403, -83.7206]

Finding: 11

The accessible route on the site has running slopes greater than 5 percent and has not been constructed as a ramp (i.e. handrails, edge protection, etc.).

When the slope in the direction of travel of any walk exceeds 1 unit vertical in 20 units horizontal (5-percent slope), it must be constructed as a ramp. Surface cross slopes must not exceed one unit vertical in 48 units horizontal (2-percent slope).

2010 ADAS Section 403.3

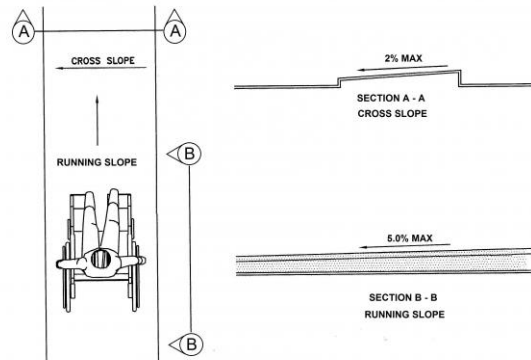
The running slope of walking surfaces shall not be steeper than 1:20. The cross slope of walking surfaces shall not be steeper than 1:48.

Citation:

2010 ADAS Section: 403.3

As Built:

N/A



Play Area: Playground

Lat/Long: [42.24013, -83.72083]

Finding: 12

The transfer platform has not been provided with support for transferring.

Where play components require transfer to entry points or seats, at least one means of support for transferring shall be provided.

2010 ADAS Section 1008.4.5

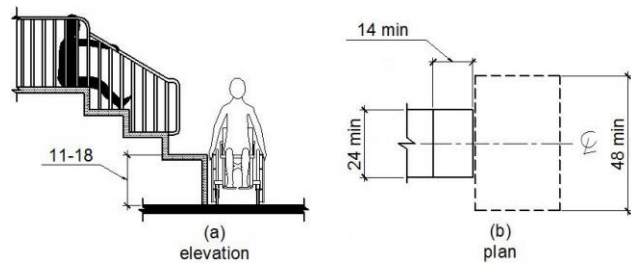
Where play components require transfer to entry points or seats, at least one means of support for transferring shall be provided.

Citation:

2010 ADAS Section: 1008.4.5

As Built:

N/A



Play Area: Playground

Lat/Long: [42.24065, -83.72099]

Finding: 13 - Swings

The entry point or seat is not within the compliant range above the ground.

Were play components require transfer to entry points or seats, the entry points or seats shall be 11 inches minimum and 24 inches maximum from the clear floor or ground space.

2010 ADAS Section 1008.4.4

Where play components require transfer to entry points or seats, the entry points or seats shall be 11 inches (280 mm) minimum and 24 inches (610 mm) maximum from the clear floor or ground space.

Citation:

2010 ADAS Section: 1008.4.4

As Built:

N/A



Play Area: Playground

Lat/Long: [42.24024, -83.7205]

Finding: 14

Compliance with ASTM F1951 for accessibility for ground surfaces on accessible routes, clear floor or ground spaces, and turning spaces has not been determined.

Ground surfaces shall comply with ASTM F 1951. Ground surfaces shall be inspected and maintained regularly and frequently to ensure continued compliance with ASTM F 1951.

2010 ADAS Section 1008.2.6.1

Ground surfaces shall comply with ASTM F 1951 (incorporated by reference, see "Referenced Standards" in Chapter 1). Ground surfaces shall be inspected and maintained regularly and frequently to ensure continued compliance with ASTM F 1951.

Citation:

2010 ADAS Section: 1008.2.6.1

As Built:

N/A



Finding #14 Additional Finding Photos



Tennis Court: Entrance

Lat/Long: [42.23996, -83.71973]

Finding: 15 - Gate

The door must have a smooth surface within 10 inches of the floor on the push side.

Swinging door surfaces within 10 inches of the finish floor or ground measured vertically must have a smooth surface on the push side extending the full width of the door. Parts creating horizontal or vertical joints in these surfaces shall be within 1/16 inch of the same plane as the other. All gates, including ticket gates, shall meet all applicable specifications for doors.

2010 ADAS Section 404.2.10

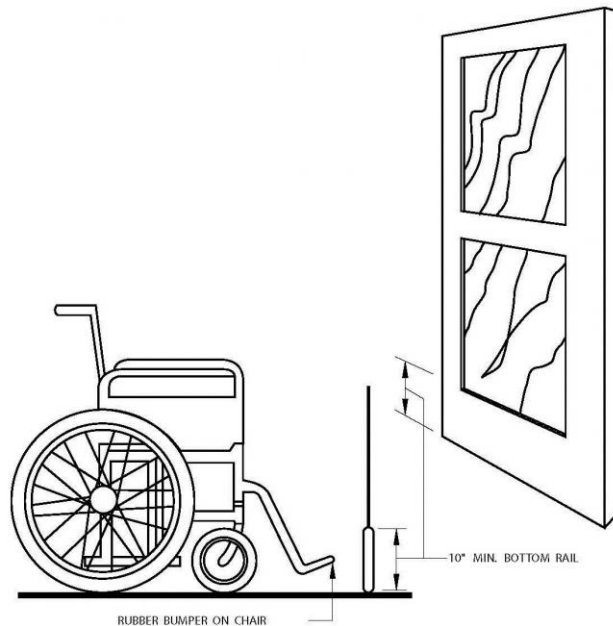
Swinging door and gate surfaces within 10 inches (255 mm) of the finish floor or ground measured vertically shall have a smooth surface on the push side extending the full width of the door or gate. Parts creating horizontal or vertical joints in these surfaces shall be within 1/16 inch (1.6 mm) of the same plane as the other. Cavities created by added kick plates shall be capped.

Citation:

2010 ADAS Section: 404.2.10

As Built:

gate has no smooth surface



Soccer Field: Route

Lat/Long: [42.24001, -83.72081]

Finding: 16 - soccer route

There is no accessible route to the element.

At least one accessible route shall connect accessible buildings, accessible facilities, accessible elements, and accessible spaces that are on the same site.

2010 ADAS Section 206.2.2

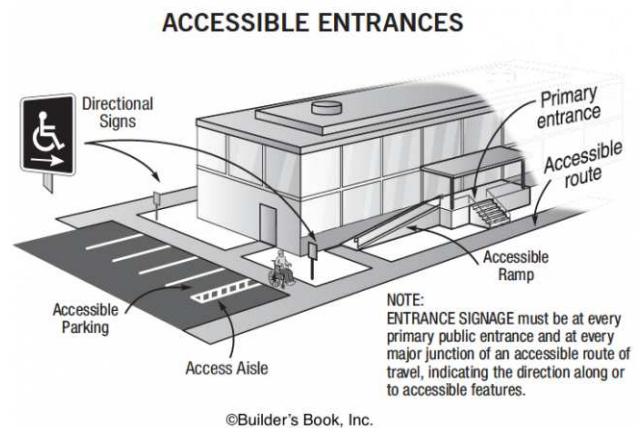
At least one accessible route shall connect accessible buildings, accessible facilities, accessible elements, and accessible spaces that are on the same site.

Citation:

2010 ADAS Section: 206.2.2

As Built:

grass surface



Baseball Field: Seating

Lat/Long: [42.2402, -83.7202]

Finding: 17 - spectator seating

Based on the number of seats provided in this area (XX), there should be a minimum of (XX) wheelchair seating spaces.

Wheelchair spaces shall be provided in assembly areas with fixed seating.

2010 ADAS Section 221.2

Wheelchair spaces complying with 221.2 shall be provided in assembly areas with fixed seating.

2010 ADAS Section 221.2.1.1

Wheelchair spaces complying with 802.1 shall be provided in accordance with Table 221.2.1.1.

Citation:

2010 ADAS Section: 221.2, 221.2.1.1

As Built:

N/A



Number of Seats	Minimum Number of Required Wheelchair Spaces
4 to 25	1
26 to 50	2
51 to 150	4
151 to 300	5
301 to 500	6
501 to 5000	6, plus 1 for each 150, or fraction thereof, between 501 through 5000
5001 and over	36, plus 1 for each 200, or fraction thereof, over 5000

Baseball Field: Dugouts

Lat/Long: [42.24019, -83.7202]

Finding: 18 - dugout seating

There is no accessible route to the element.

At least one accessible route shall connect accessible buildings, accessible facilities, accessible elements, and accessible spaces that are on the same site.

2010 ADAS Section 206.2.2

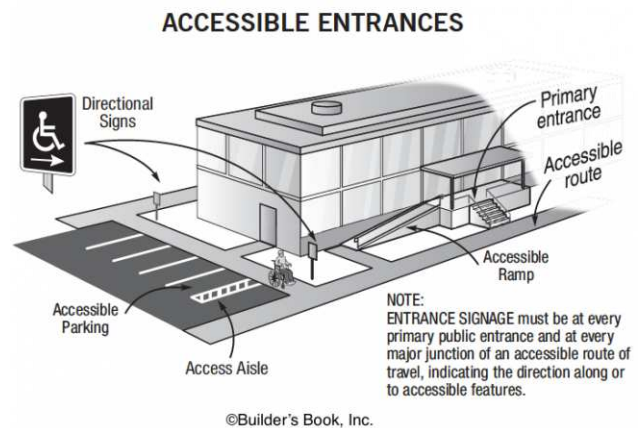
At least one accessible route shall connect accessible buildings, accessible facilities, accessible elements, and accessible spaces that are on the same site.

Citation:

2010 ADAS Section: 206.2.2

As Built:

grass surface



Baseball Field: Route

Lat/Long: [42.24011, -83.72027]

Finding: 19 - baseball route

There is no accessible route to the element.

At least one accessible route shall connect accessible buildings, accessible facilities, accessible elements, and accessible spaces that are on the same site.

2010 ADAS Section 206.2.2

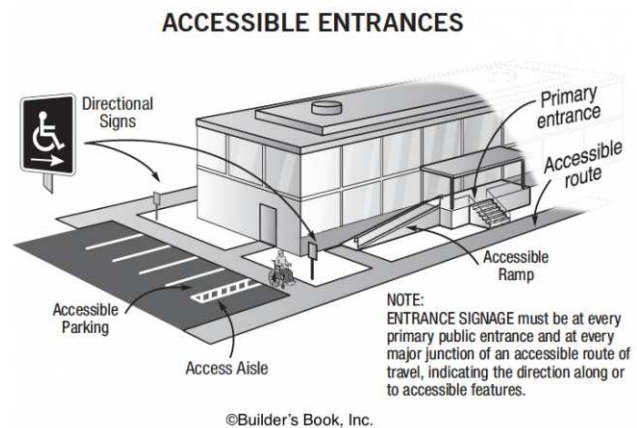
At least one accessible route shall connect accessible buildings, accessible facilities, accessible elements, and accessible spaces that are on the same site.

Citation:

2010 ADAS Section: 206.2.2

As Built:

grass surface



Picnic Table

Lat/Long: [42.24013, -83.72076]

Finding: 20 - picnic table

The (XX) is not accessible because there is not adequate clear floor space for either a forward or side approach.

The clear floor or ground space shall be 30 inches minimum by 48 inches minimum.

2010 ADAS Section 305.3

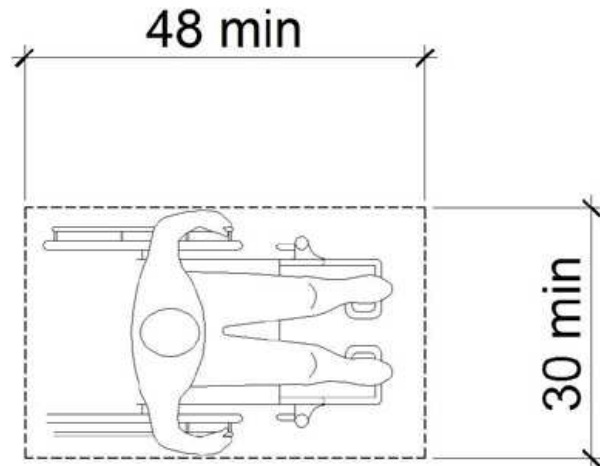
The clear floor or ground space shall be 30 inches (760 mm) minimum by 48 inches (1220 mm) minimum

Citation:

2010 ADAS Section: 305.3

As Built:

N/A



Site Accessibility Evaluation



Cloverdale Park
549 Cloverdale Rd
Ann Arbor, MI 48104
ADA Only

Inspection Date: 07/11/2022

Inspectors: Aileen Dryden, Arturo Pinero, Jesus Lardizabal, Juvelyn Owen, Olaf Brunjes

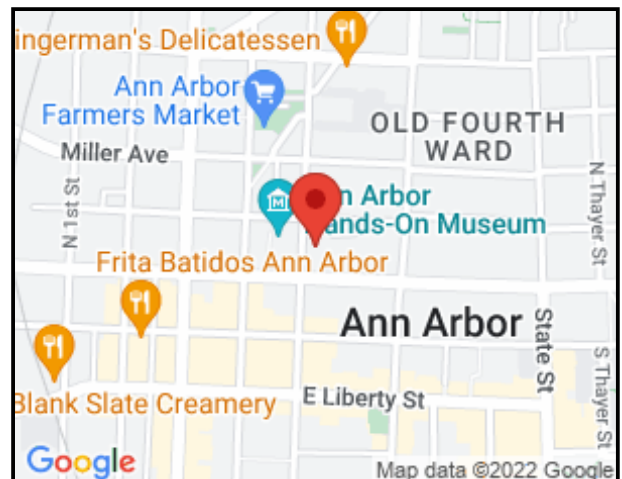
Prepared By



(512) 410 - 7059

alturalp.com

Report Date: 11/15/2022



DNR Accessibility Grading System for Parks and Recreation Facilities

Accessibility Grade

Definition

1

None of the facilities meet accessibility guidelines

2

Some facilities meet accessibility guidelines

3

Most facilities meet accessibility guidelines

4

The entire park meets accessibility guidelines

5

The entire park was developed using the principles of universal design

Trail System: Trail

Lat/Long: [42.30554, -83.73695]

Finding: 1

The accessible route on the site has running slopes greater than 5 percent and has not been constructed as a ramp (i.e. handrails, edge protection, etc.).

When the slope in the direction of travel of any walk exceeds 1 unit vertical in 20 units horizontal (5-percent slope), it must be constructed as a ramp. Surface cross slopes must not exceed one unit vertical in 48 units horizontal (2-percent slope).

2010 ADAS Section 403.3

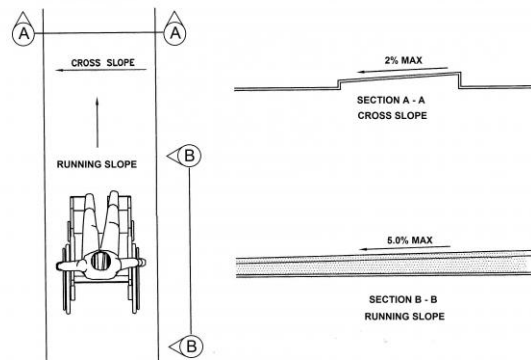
The running slope of walking surfaces shall not be steeper than 1:20. The cross slope of walking surfaces shall not be steeper than 1:48.

Citation:

2010 ADAS Section: 403.3

As Built:

30 LF



Finding #1 Additional Finding Photos



Trail System: Trail

Lat/Long: [42.30538, -83.73701]

Finding: 2

The accessible path of travel has cross slopes greater than 2%.

Surface cross slopes shall not exceed one unit vertical in 48 units horizontal (2-percent slope). When the slope in the direction of travel of any walk exceeds 1 unit vertical in 20 units horizontal (5-percent slope), it must be constructed as a ramp.

2010 ADAS Section 403.3

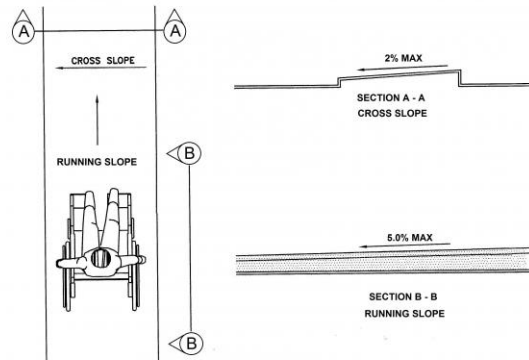
The running slope of walking surfaces shall not be steeper than 1:20. The cross slope of walking surfaces shall not be steeper than 1:48.

Citation:

2010 ADAS Section: 403.3

As Built:

100 LF



Trail System: Trail

Lat/Long: [42.30538, -83.73701]

Finding: 3

The accessible route has running slopes greater than 5% and has not been constructed as a ramp (i.e. handrails, edge protection, etc.). Cross slopes are greater than 2% across the width of the walk.

When the slope in the direction of travel of any walk exceeds 1 unit vertical in 20 units horizontal (5-percent slope), it must be constructed as a ramp. Surface cross slopes must not exceed 1 unit vertical in 48 units horizontal (2-percent slope).

2010 ADAS Section 403.3

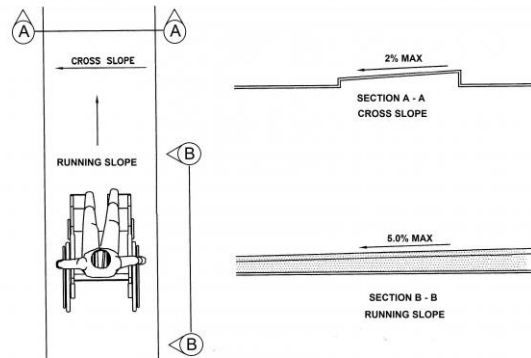
The running slope of walking surfaces shall not be steeper than 1:20. The cross slope of walking surfaces shall not be steeper than 1:48.

Citation:

2010 ADAS Section: 403.3

As Built:

150 LF



Trail System: Trail

Lat/Long: [42.30544, -83.73689]

Finding: 4

The accessible route has running slopes greater than 5% and has not been constructed as a ramp (i.e. handrails, edge protection, etc.). Cross slopes are greater than 2% across the width of the walk.

When the slope in the direction of travel of any walk exceeds 1 unit vertical in 20 units horizontal (5-percent slope), it must be constructed as a ramp. Surface cross slopes must not exceed 1 unit vertical in 48 units horizontal (2-percent slope).

2010 ADAS Section 403.3

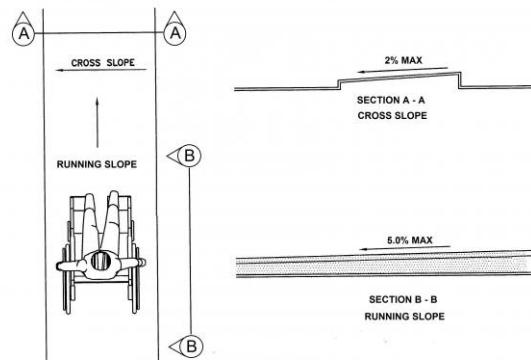
The running slope of walking surfaces shall not be steeper than 1:20. The cross slope of walking surfaces shall not be steeper than 1:48.

Citation:

2010 ADAS Section: 403.3

As Built:

300 LF



Finding #4 Additional Finding Photos



Play Area: Playground

Lat/Long: [42.3055, -83.737]

Finding: 5

Compliance with ASTM F1951 for accessibility for ground surfaces on accessible routes, clear floor or ground spaces, and turning spaces has not been determined.

Ground surfaces shall comply with ASTM F 1951. Ground surfaces shall be inspected and maintained regularly and frequently to ensure continued compliance with ASTM F 1951.

2010 ADAS Section 1008.2.6.1

Ground surfaces shall comply with ASTM F 1951 (incorporated by reference, see "Referenced Standards" in Chapter 1). Ground surfaces shall be inspected and maintained regularly and frequently to ensure continued compliance with ASTM F 1951.

Citation:

2010 ADAS Section: 1008.2.6.1

As Built:

N/A



Play Area: Playground

Lat/Long: [42.30553, -83.73649]

Finding: 6

There is no accessible route to the element.

At least one accessible route shall connect accessible buildings, accessible facilities, accessible elements, and accessible spaces that are on the same site.

2010 ADAS Section 206.2.2

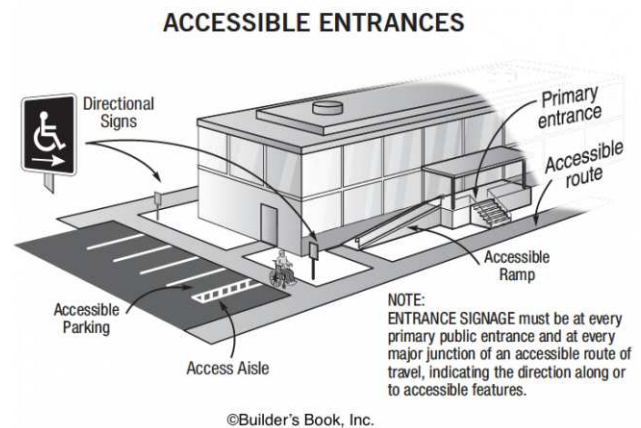
At least one accessible route shall connect accessible buildings, accessible facilities, accessible elements, and accessible spaces that are on the same site.

Citation:

2010 ADAS Section: 206.2.2

As Built:

No accessible route to the picnic table.



Site Accessibility Evaluation



**Cobblestone Farm Event Barn
2781 Packard St
Allen, MI 48104
ADA Only**

Inspection Date: 07/11/2022

Inspectors: Aileen Dryden, Arturo Pinero, Jesus Lardizabal, Juvelyn Owen, Olaf Brunjes

Prepared By



(512) 410 - 7059

alturalp.com

Report Date: 11/15/2022



DNR Accessibility Grading System for Parks and Recreation Facilities

Accessibility Grade

Definition

1

None of the facilities meet accessibility guidelines

2

Some facilities meet accessibility guidelines

3

Most facilities meet accessibility guidelines

4

The entire park meets accessibility guidelines

5

The entire park was developed using the principles of universal design

Parking: Parking Lot

Lat/Long: [42.24697, -83.70935]

Finding: 1 - Van Stall Missing

The accessible parking stall is not wide enough.

Each parking space must be at least 11 feet wide and shall be marked to define the width. The measurements of parking spaces and access aisles shall be made from the centerline of the markings.

Alternatively, the stall can be 8 feet wide minimum and the access aisle may be 8 feet wide.

The measurements of parking spaces and access aisles shall be made from the centerline of the markings. Where the parking space is not adjacent to another parking space or access aisle, the measurement shall be permitted to include the full width of the line defining the parking space.

2010 ADAS Section 502.2

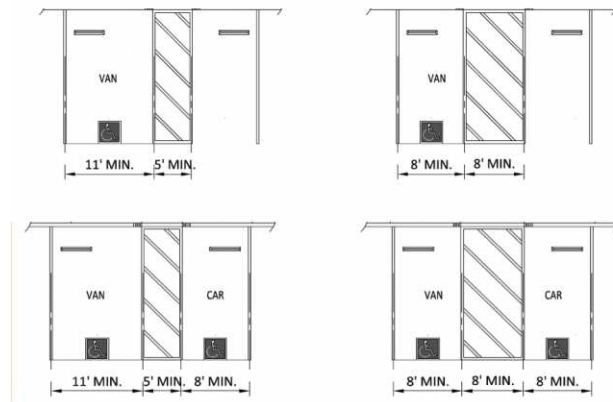
Car parking spaces shall be 96 inches (2440 mm) wide minimum and van parking spaces shall be 132 inches (3350 mm) wide minimum, shall be marked to define the width, and shall have an adjacent access aisle complying with 502.3.

Citation:

2010 ADAS Section: 502.2

As Built:

10' stall width



Parking: Parking Lot

Lat/Long: [42.24774, -83.70933]

Finding: 2 - Striping

The striping and markings for the accessible parking stall, loading/unloading access aisle are dilapidated and in need of repair and/or maintenance.

*2010 ADAS Section 502.3.3
Access aisles shall be marked so as to discourage parking in them.*

Citation:

2010 ADAS Section: 502.3.3

As Built:

N/A



Parking: Parking Lot

Lat/Long: [42.24657, -83.71021]

Finding: 3

The cross slope (short dimension) of the access aisle exceeds 2%.

The cross slope in an accessible parking stall and the access aisle must not exceed 2%.

2010 ADAS Section 502.4

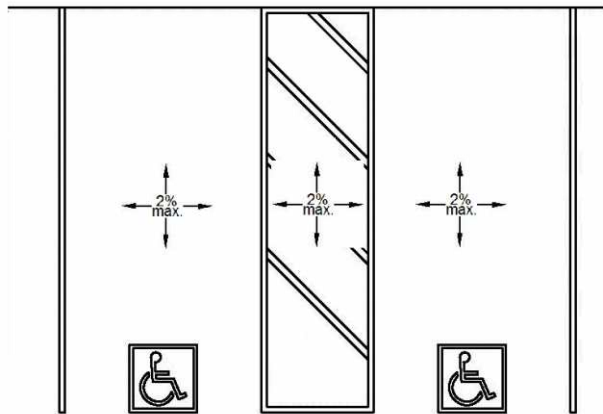
Parking spaces and access aisles serving them shall comply with 302. Access aisles shall be at the same level as the parking spaces they serve. Changes in level are not permitted.

Citation:

2010 ADAS Section: 502.4

As Built:

Cross slope is up to 3% on the left space facing the baseball field



Parking: Parking Lot

Lat/Long: [42.24657, -83.71021]

Finding: 4

The cross slope (narrow dimension) of the parking stall exceeds 2%.

The running and cross slope in an accessible parking stall and the access aisle must not exceed 2%.

2010 ADAS Section 502.4

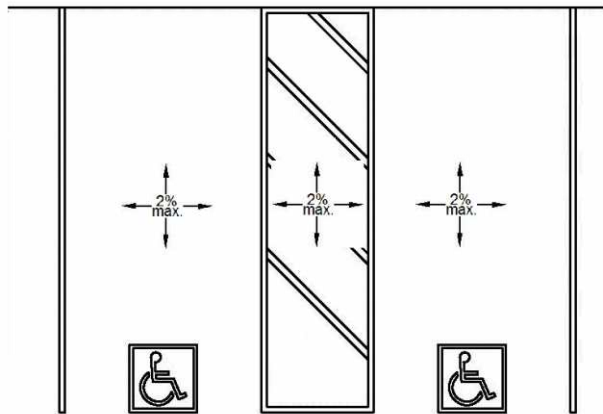
Parking spaces and access aisles serving them shall comply with 302. Access aisles shall be at the same level as the parking spaces they serve. Changes in level are not permitted.

Citation:

2010 ADAS Section: 502.4

As Built:

Cross slope is up to 4% on the left space facing the baseball field



Exterior: Sidewalks

Lat/Long: [42.24554, -83.71003]

Finding: 5

The building entrance is not located on an accessible route.

When a building, or portion of a building, is required to be accessible, an accessible route of travel shall be provided to all portions of the building, to accessible building entrances and between the building and the public way.

At least one accessible route within the boundary of the site must be provided from public transportation stops, accessible parking and accessible passenger loading zones and public streets or sidewalks to the accessible building entrance they serve.

The accessible route shall, to the maximum extent feasible, coincide with the route for the general public. At least one accessible route shall connect accessible buildings, facilities, elements and spaces that are on the same site. At least one accessible route shall connect accessible building or facility entrances with all accessible spaces and elements.

2010 ADAS Section 206.2.1

At least one accessible route shall be provided within the site from accessible parking spaces and accessible passenger loading zones; public streets and sidewalks; and public transportation stops to the accessible building or facility entrance they serve.


Citation:

2010 ADAS Section: 206.2.1

As Built:

No accessible route to access ramp from parking lot

Finding #5 Continued



Exterior: Sidewalks

Lat/Long: [42.24525, -83.71035]

Finding: 6

There is no accessible route between the buildings.

At least one accessible route shall connect accessible buildings, facilities, elements and spaces that are on the same site.

2010 ADAS Section 206.2.2

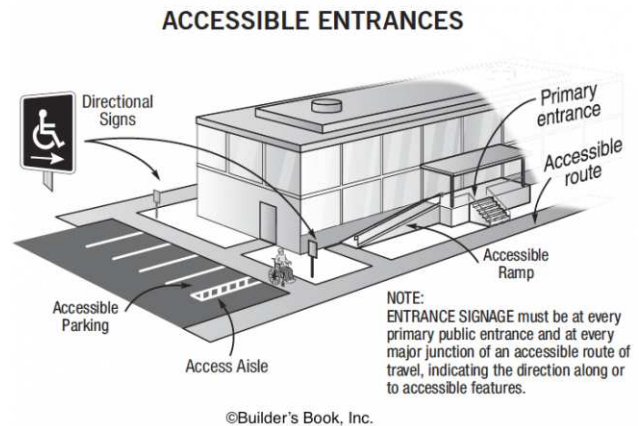
At least one accessible route shall connect accessible buildings, accessible facilities, accessible elements, and accessible spaces that are on the same site.

Citation:

2010 ADAS Section: 206.2.2

As Built:

No accessible route connecting multiple buildings and elements located at the site



Exterior: Stairs

Lat/Long: [42.24571, -83.70988]

Finding: 7 - Handrail Extension

The handrail does not have a compliant extension at the bottom of the stair flight.

At the bottom of a stair flight, handrails shall extend at the slope of the stair flight for a horizontal distance at least equal to one tread depth beyond the last riser nosing. Extension shall return to a wall, guard, or the landing surface, or shall be continuous to the handrail of an adjacent stair flight.

2010 ADAS Section 505.10.3

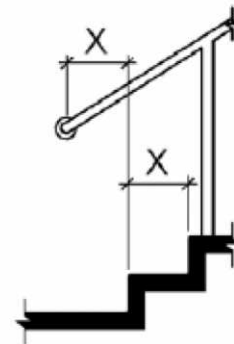

At the bottom of a stair flight, handrails shall extend at the slope of the stair flight for a horizontal distance at least equal to one tread depth beyond the last riser nosing. Extension shall return to a wall, guard, or the landing surface, or shall be continuous to the handrail of an adjacent stair flight.

Citation:

2010 ADAS Section: 505.10.3

As Built:

N/A



Note: X = tread depth

Figure 505.10.3 Bottom Handrail Extension at Stairs

Exterior: Stairs

Lat/Long: [42.24494, -83.70911]

Finding: 8 - Tread Nosing

The stair nosing is not one of the compliant configurations.

The radius of curvature at the leading edge of the tread shall be 1/2 inch maximum. Nosings that project beyond risers shall have the underside of the leading edge curved or beveled. Risers shall be permitted to slope under the tread at an angle of 30 degrees maximum from vertical. The permitted projection of the nosing shall extend 1-1/2 inches maximum over the tread below.

2010 ADAS Section 504.5

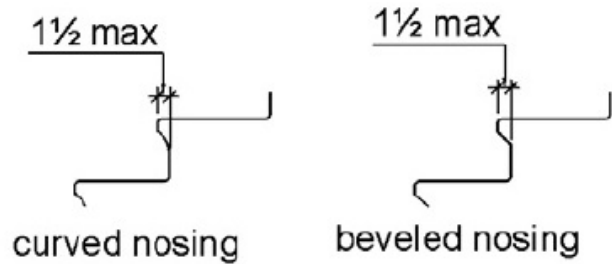
The radius of curvature at the leading edge of the tread shall be 1/2 inch (13 mm) maximum. Nosings that project beyond risers shall have the underside of the leading edge curved or beveled. Risers shall be permitted to slope under the tread at an angle of 30 degrees maximum from vertical. The permitted projection of the nosing shall extend 1 1/2 inches (38 mm) maximum over the tread below.

Citation:

2010 ADAS Section: 504.5

As Built:

Nosing is not uniform



Exterior: Stairs

Lat/Long: [42.24517, -83.70998]

Finding: 9 - Top Handrail Extension

The handrail projects less than 12 inches beyond the landing at the top of the stairs parallel to the floor or ground.

At the top of a stair flight, handrails shall extend horizontally above the landing for 12 inches minimum beginning directly above the first riser nosing. Extensions shall return to a wall, guard, or the landing surface, or shall be continuous to the handrail of an adjacent stair flight.

2010 ADAS Section 505.10.2

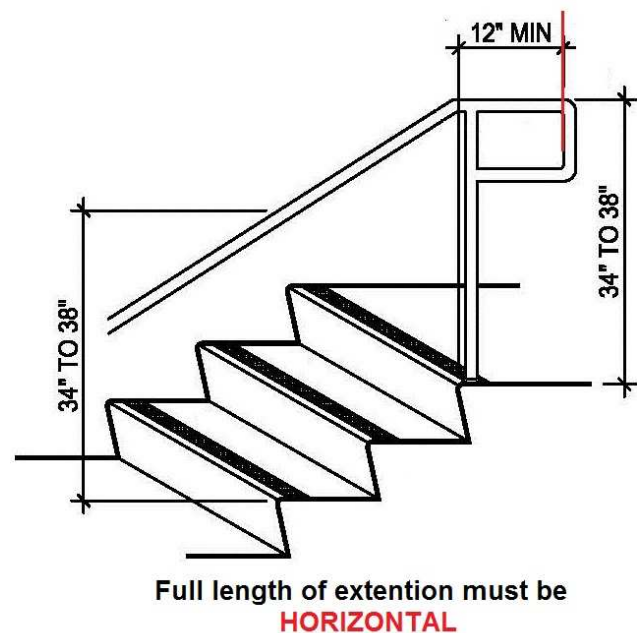
At the top of a stair flight, handrails shall extend horizontally above the landing for 12 inches (305 mm) minimum beginning directly above the first riser nosing. Extensions shall return to a wall, guard, or the landing surface, or shall be continuous to the handrail of an adjacent stair flight.

Citation:

2010 ADAS Section: 505.10.2

As Built:

10" extension



Exterior: Stairs

Lat/Long: [42.24607, -83.70971]

Finding: 10 - North Stair Tread Nosing

The stair nosing is not one of the compliant configurations.

The radius of curvature at the leading edge of the tread shall be 1/2 inch maximum. Nosings that project beyond risers shall have the underside of the leading edge curved or beveled. Risers shall be permitted to slope under the tread at an angle of 30 degrees maximum from vertical. The permitted projection of the nosing shall extend 1-1/2 inches maximum over the tread below.

2010 ADAS Section 504.5

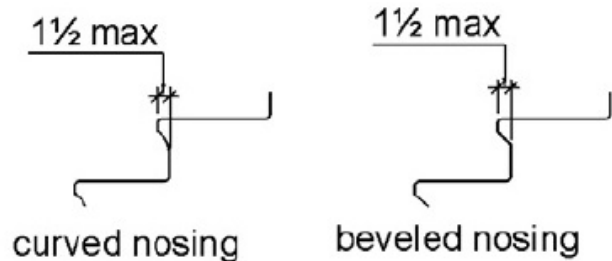
The radius of curvature at the leading edge of the tread shall be 1/2 inch (13 mm) maximum. Nosings that project beyond risers shall have the underside of the leading edge curved or beveled. Risers shall be permitted to slope under the tread at an angle of 30 degrees maximum from vertical. The permitted projection of the nosing shall extend 1 1/2 inches (38 mm) maximum over the tread below.

Citation:

2010 ADAS Section: 504.5

As Built:

Square nosing



Exterior: Stairs

Lat/Long: [42.24596, -83.71029]

Finding: 11

The (XX) extends down too close to the route of travel.

Any obstruction that overhangs a circulation route must be a minimum of 80 inches above the walking surface as measured from the bottom of the obstruction.

2010 ADAS Section 307.3

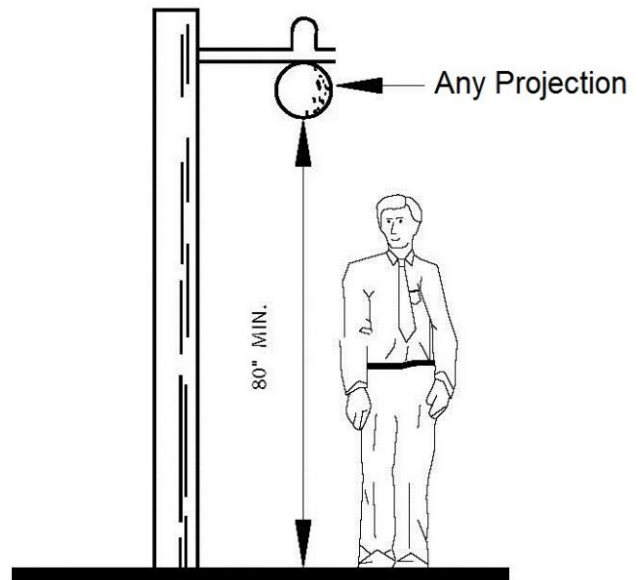

Free-standing objects mounted on posts or pylons shall overhang circulation paths 12 inches (305 mm) maximum when located 27 inches (685 mm) minimum and 80 inches (2030 mm) maximum above the finish floor or ground. Where a sign or other obstruction is mounted between posts or pylons and the clear distance between the posts or pylons is greater than 12 inches (305 mm), the lowest edge of such sign or obstruction shall be 27 inches (685 mm) maximum or 80 inches (2030 mm) minimum above the finish floor or ground.

Citation:

2010 ADAS Section: 307.3

As Built:

Bottom of stairs is not closed



Exterior: Ramp

Lat/Long: [42.24571, -83.71014]

Finding: 12

The ramps exceeds the maximum running slope (direction of travel) allowable of 8.33%.

Ramps should have the least possible slope but in no case more than 8.3% (1:12).

2010 ADAS Section 405.2

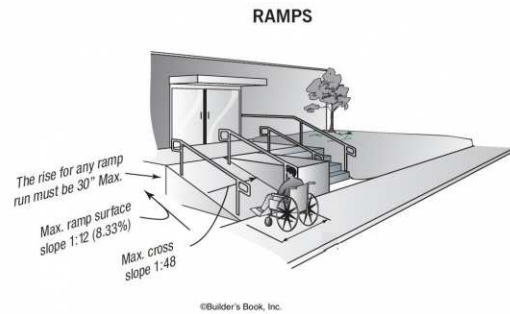

Ramp runs shall have a running slope not steeper than 1:12.

Citation:

2010 ADAS Section: 405.2

As Built:

Exterior access ramp to 2nd floor space has a slope of 20%



Lobby: Hallway

Lat/Long: [42.24567, -83.70995]

Finding: 13 - Digital Display Screen

The (XX) projects more than 4 inches into the circulation path.

Wall-mounted objects that have leading edges between 27 inches and 80 inches from the floor must not project more than 4 inches into the circulation path. Protruding objects that extend to the floor or within 27 inches of the floor are cane detectable and are therefore not hazardous. Where it is necessary or desirable to have objects protrude from the wall, a manner of cane detection must be provided.

2010 ADAS Section 307.2

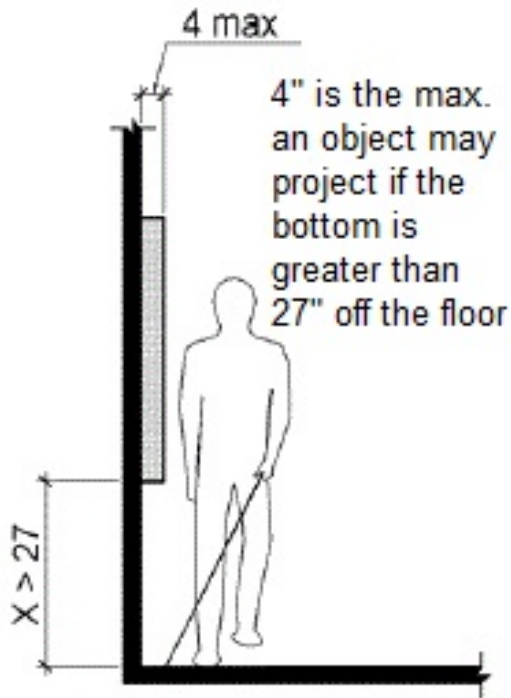
Objects with leading edges more than 27 inches (685 mm) and not more than 80 inches (2030 mm) above the finish floor or ground shall protrude 4 inches (100 mm) maximum horizontally into the circulation path.

Citation:

2010 ADAS Section: 307.2

As Built:

Protruding 16"



Lobby: Hallway

Lat/Long: [42.2457, -83.70994]

Finding: 14 - Side Door Strike

The door is equipped with both a closer and a latch and there is no latch side clearance.

Maneuvering clearance for doors on the push side equipped with both a closer and latch must be 48 inches minimum in depth. The width of the maneuvering clearance must be as wide as the door plus an additional 12 inches on the latch side. Doors recessed on the latch side greater than 8 inches must provide the additional 12 inches of clearance within the recess. The maneuvering clearance must be flat (2% max. slope in any direction) and clear of obstructions.

2010 ADAS Section 404.2.4.1

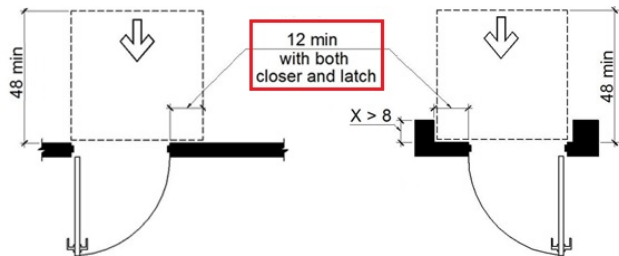
Swinging doors and gates shall have maneuvering clearances complying with Table 404.2.4.1.

Citation:

2010 ADAS Section: 404.2.4.1

As Built:

Strike clearance 10"



Elevator Lobby: Elevator

Lat/Long: [42.24569, -83.71004]

Finding: 15 - Lift Opening

The minimum elevator car dimensions are not correct.

Elevator cars shall provide a clear width 42 inches minimum and a clear depth 54 inches minimum. Car doors shall be positioned at the narrow ends of cars and shall provide 32 inches minimum clear width, or 51 inches wide by 51 inches deep minimum provided that car doors provide a clear opening 36 inches wide minimum.

Existing elevators shall be permitted to provide a clear width 36 inches minimum, clear depth 54 inches minimum, and a net clear platform area 15 square feet minimum.

2010 ADAS Section 408.4.1

Elevator cars shall provide a clear width 42 inches (1065 mm) minimum and a clear depth 54 inches (1370 mm) minimum. Car doors shall be positioned at the narrow ends of cars and shall provide 32 inches (815 mm) minimum clear width.

2010 ADAS Section 408.4.1 Exception 1

Cars that provide a clear width 51 inches (1295 mm) minimum shall be permitted to provide a clear depth 51 inches (1295 mm) minimum provided that car doors provide a clear opening 36 inches (915 mm) wide minimum.

2010 ADAS Section 408.4.1 Exception 2

Existing elevator cars shall be permitted to provide a clear width 36 inches (915 mm) minimum, clear depth 54 inches (1370 mm) minimum, and a net clear platform area 15 square feet (1.4 m²) minimum.

Citation:

2010 ADAS Section: 408.4.1, 408.4.1 Exception 1, 408.4.1 Exception 2

As Built:

Opening 28"

Finding #15 Continued



Elevator Lobby: Elevator

Lat/Long: [42.24556, -83.71039]

Finding: 16

The door/gate operating hardware is not accessible.

Hand-activated door/gate opening hardware, handles, pulls, latches, locks, and other operating devices on accessible doors shall have a shape that is easy to grasp with one hand and does not require tight grasping, pinching or twisting of the wrist to operate. Hardware shall be 34 inches minimum and 48 inches maximum above the finish floor or ground.

2010 ADAS Section 404.2.7

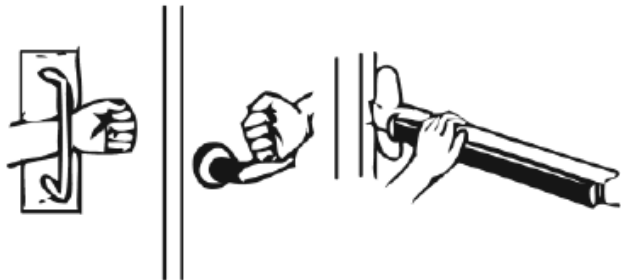
Handles, pulls, latches, locks, and other operable parts on doors and gates shall comply with 309.4. Operable parts of such hardware shall be 34 inches (865 mm) minimum and 48 inches (1220 mm) maximum above the finish floor or ground. Where sliding doors are in the fully open position, operating hardware shall be exposed and usable from both sides.

Citation:

2010 ADAS Section: 404.2.7

As Built:

Elevator equipment door has knob-type hardware



Hallway Area: Hallway

Lat/Long: [42.24563, -83.70995]

Finding: 17 - Standing

There is no drinking fountain for standing persons.

No fewer than two drinking fountains shall be provided. One drinking fountain shall meet requirements for wheelchair accessibility and one drinking fountain shall meet requirements for standing persons.

Where a single drinking fountain complies with both wheelchair accessibility and requirements for standing persons, it shall be permitted to be substituted for two separate drinking fountains.

Spout outlets of drinking fountains for standing persons shall be 38 inches minimum and 43 inches maximum above the finish floor or ground.

2010 ADAS Section 602.7

Spout outlets of drinking fountains for standing persons shall be 38 inches (965 mm) minimum and 43 inches (1090 mm) maximum above the finish floor or ground.

2010 ADAS Section 211.2

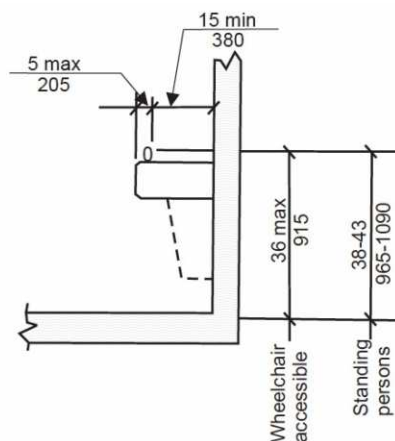
No fewer than two drinking fountains shall be provided. One drinking fountain shall comply with 602.1 through 602.6 and one drinking fountain shall comply with 602.7.

Citation:

2010 ADAS Section: 602.7, 211.2

As Built:

Low provided



Office Space: Office

Lat/Long: [42.24538, -83.71059]

Finding: 18

The (XX) projects more than 4 inches into the circulation path.

Wall-mounted objects that have leading edges between 27 inches and 80 inches from the floor must not project more than 4 inches into the circulation path. Protruding objects that extend to the floor or within 27 inches of the floor are cane detectable and are therefore not hazardous. Where it is necessary or desirable to have objects protrude from the wall, a manner of cane detection must be provided.

2010 ADAS Section 307.2

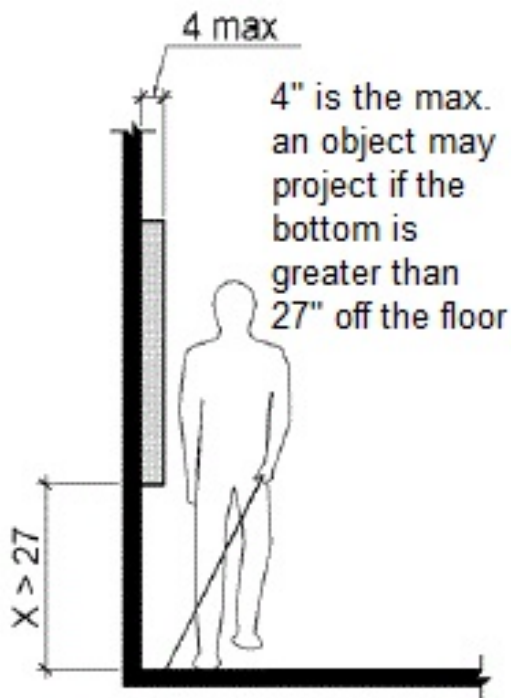
Objects with leading edges more than 27 inches (685 mm) and not more than 80 inches (2030 mm) above the finish floor or ground shall protrude 4 inches (100 mm) maximum horizontally into the circulation path.

Citation:

2010 ADAS Section: 307.2

As Built:

Counter protrudes 7-1/2 inches from partition



Office Space: Office

Lat/Long: [42.24538, -83.71059]

Finding: 19

The (XX) projects more than 4 inches into the circulation path.

Wall-mounted objects that have leading edges between 27 inches and 80 inches from the floor must not project more than 4 inches into the circulation path. Protruding objects that extend to the floor or within 27 inches of the floor are cane detectable and are therefore not hazardous. Where it is necessary or desirable to have objects protrude from the wall, a manner of cane detection must be provided.

2010 ADAS Section 307.2

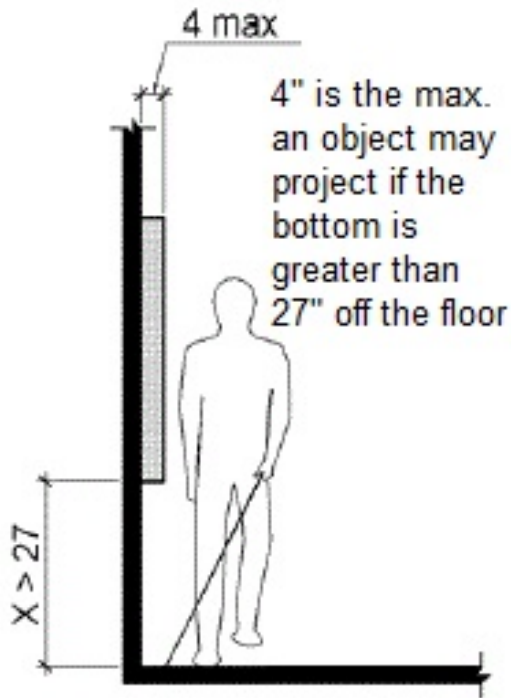
Objects with leading edges more than 27 inches (685 mm) and not more than 80 inches (2030 mm) above the finish floor or ground shall protrude 4 inches (100 mm) maximum horizontally into the circulation path.

Citation:

2010 ADAS Section: 307.2

As Built:

Accessible counter is 28 inches high, extending 10 inches from the vertical support



Office Space: Hallway

Lat/Long: [42.24538, -83.71059]

Finding: 20

The clear floor space required at accessible drinking fountains is not positioned for a forward approach.

Units shall have a clear floor or ground space positioned for a forward approach and centered on the unit.

2010 ADAS Section 602.2

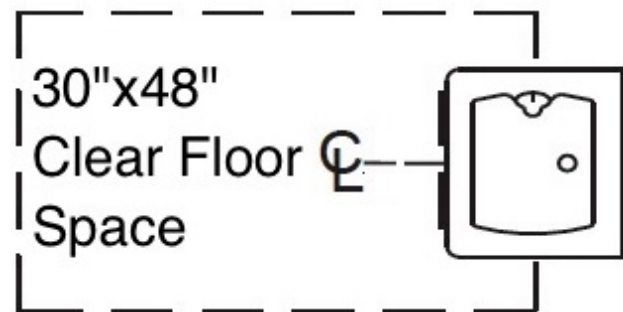
Units shall have a clear floor or ground space complying with 305 positioned for a forward approach and centered on the unit. Knee and toe clearance complying with 306 shall be provided.

Citation:

2010 ADAS Section: 602.2

As Built:

Low drinking fountain does not have the required depth or height for a forward approach



Office Space: Hallway

Lat/Long: [42.24569, -83.71006]

Finding: 21

Stairways must have handrails on both sides.

Handrails and their extensions must be between 34 inches and 38 inches above the stair nosing or ground.

The top handrails shall extend a minimum of 12 inches beyond the top nosing and shall be parallel with the floor or ground surface. At the bottom of a stair flight, handrails shall extend at the slope of the stair flight for a horizontal distance at least equal to one tread depth beyond the last riser nosing. Extension shall return to a wall, guard, or the landing surface, or shall be continuous to the handrail of an adjacent stair flight.

The orientation of at least one handrail, including the extension, shall be in the direction of the run of the stair and perpendicular to the direction of the stair nosing. Handrail gripping surfaces with a circular cross section shall have an outside diameter of 1-1/4 inches minimum and 2 inches maximum. Handrail gripping surfaces with a non-circular cross section shall have a perimeter dimension of 4 inches minimum and 6 1/4 inches maximum, and a cross-section dimension of 2-1/4 inches maximum. The hand grip portion of handrails shall have a smooth surface with no sharp corners. Gripping surfaces (top or sides) shall be uninterrupted by newel posts, other construction elements or obstructions. Any wall or other surface adjacent to the handrail shall be free of sharp or abrasive elements. Handrails projecting from a wall shall have a space of 1-1/2 inches minimum between the wall and the handrail.

2010 ADAS Section 505.2

Handrails shall be provided on both sides of stairs and ramps.

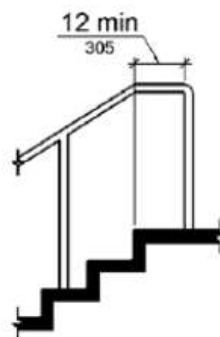
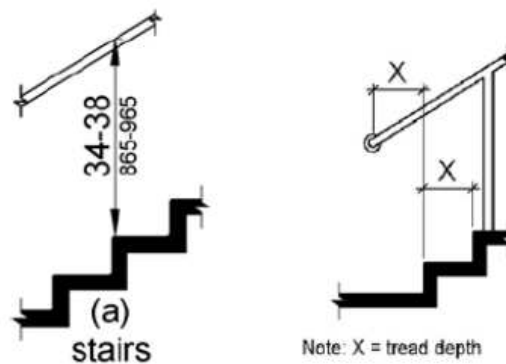
Citation:

2010 ADAS Section: 505.2

As Built:

Compliant handrails are missing in the stairs connecting first and second floors

Finding #21 Continued



Office Space: Men's Restroom

Lat/Long: [42.24538, -83.71059]

Finding: 22

The top rim of the lavatory is too high.

All lavatories that are designated to be accessible shall be a minimum 17 inches in horizontal depth and mounted with the rim or counter edge no higher than 34 inches above the finished floor.

2010 ADAS Section 606.3

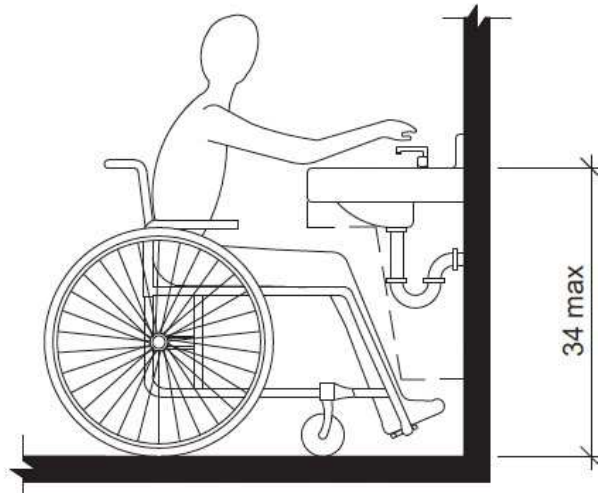
Lavatories and sinks shall be installed with the front of the higher of the rim or counter surface 34 inches (865 mm) maximum above the finish floor or ground.

Citation:

2010 ADAS Section: 606.3

As Built:

Lavatory height is 35 inches



Office Space: Men's Restroom

Lat/Long: [42.24562, -83.71011]

Finding: 23

The compartment stall is not nearly compliant.

The stall does not have the required minimum clear floor space or maneuvering clearances for the toilet, Grab bars are missing and/or incorrectly installed, accessories, such as toilet seat covers, toilet paper holders, and garbage cans are either too high, without clear floor space or both, the floor level changes greater than a 1/2 inch at the floor drains.

2010 ADAS Section 603.1

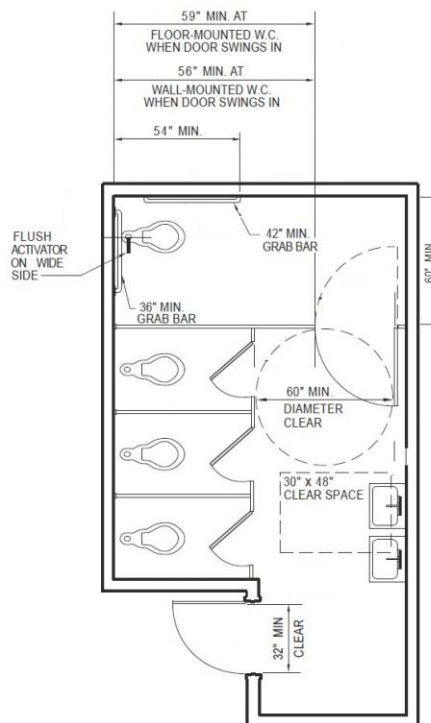
Toilet and bathing rooms shall comply with 603.

Citation:

2010 ADAS Section: 603.1

As Built:

Toilet stall is not compliant



Office Space: Men's Restroom

Lat/Long: [42.24608, -83.70985]

Finding: 24

A clear floor space is not provided at the lavatory.

A 30 inch by 48 inch clear floor space positioned for a forward approach, and knee and toe clearance shall be provided.

2010 ADAS Section 606.2

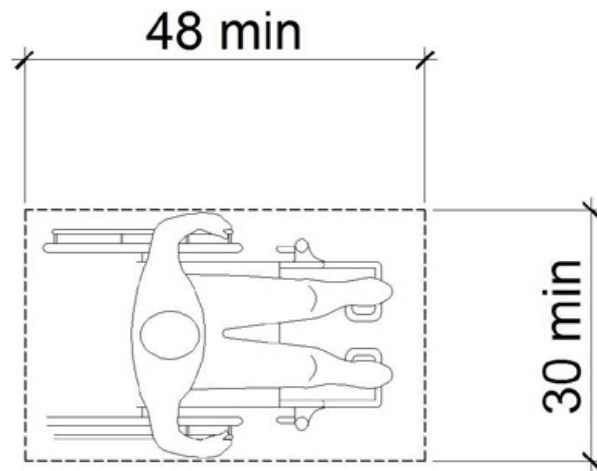
A clear floor space complying with 305, positioned for a forward approach, and knee and toe clearance complying with 306 shall be provided.

Citation:

2010 ADAS Section: 606.2

As Built:

Clear floor space is not provided for a forward approach; only one is required.



Office Space: Men's Restroom

Lat/Long: [42.24597, -83.71053]

Finding: 25

The mirror is mounted too high.

Mirrors must have the bottom edge of the reflecting surface a maximum of 40 inches above the floor if above a sink or counter. Mirrors not located above lavatories or countertops shall be installed with the bottom edge of the reflecting surface 35 inches maximum above the finish floor or ground.

2010 ADAS Section 603.3

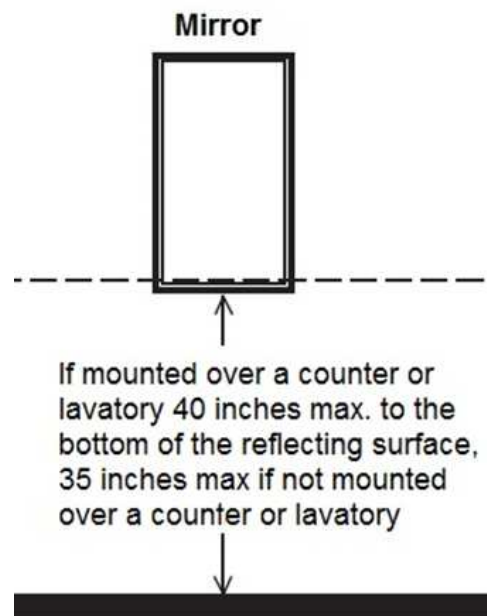
Mirrors located above lavatories or countertops shall be installed with the bottom edge of the reflecting surface 40 inches (1015 mm) maximum above the finish floor or ground. Mirrors not located above lavatories or countertops shall be installed with the bottom edge of the reflecting surface 35 inches (890 mm) maximum above the finish floor or ground.

Citation:

2010 ADAS Section: 603.3

As Built:

Mirror is 43 inches high to the reflective surface



Office Space: Women's Restroom

Lat/Long: [42.24598, -83.7094]

Finding: 26 - Sign

A compliant room identification sign is missing on the strike side of the door.

Wall signs identifying permanent rooms and spaces of a building shall be a horizontal format and the characters raised 1/32 inch minimum and shall be sans serif uppercase characters a minimum of 5/8 inch and a maximum of 2 inches high. Contracted Grade 2 Braille shall be in a horizontal format and shall be placed a minimum of 3/8 inch and a maximum of 1/2 inch directly below the tactile characters; flush left or centered. Signs with raised characters or Braille shall be located 48 inches minimum above the finish floor or ground surface, measured from the baseline of the lowest tactile character and 60 inches maximum above the finish floor or ground surface, measured from the baseline of the highest tactile character.

2010 ADAS Section 216.2

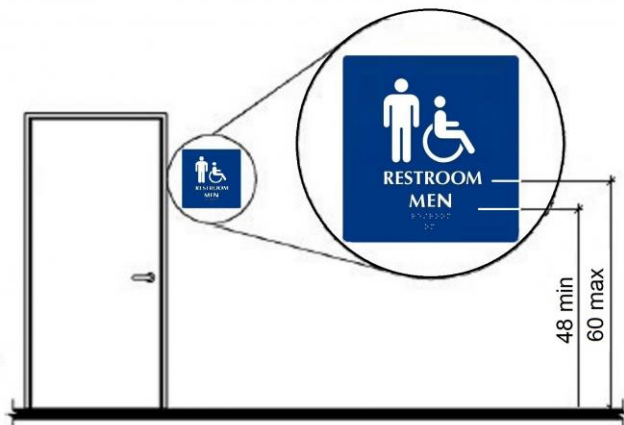
Interior and exterior signs identifying permanent rooms and spaces shall comply with 703.1, 703.2, and 703.5. Where pictograms are provided as designations of permanent interior rooms and spaces, the pictograms shall comply with 703.6 and shall have text descriptors complying with 703.2 and 703.5.

Citation:

2010 ADAS Section: 216.2

As Built:

Located on door



Office Space: Women's Restroom

Lat/Long: [42.24582, -83.70969]

Finding: 27 - Lavatory Knee Clearance

Compliant knee space has not been provided under the lavatory.

The knee clearance shall be 11 inches minimum in depth at 9 inches above the floor, and 8 inches minimum in depth at 27 inches above the floor. The top of the lavatory rim may be no higher than 34 inches.

2010 ADAS Section 306.3.1

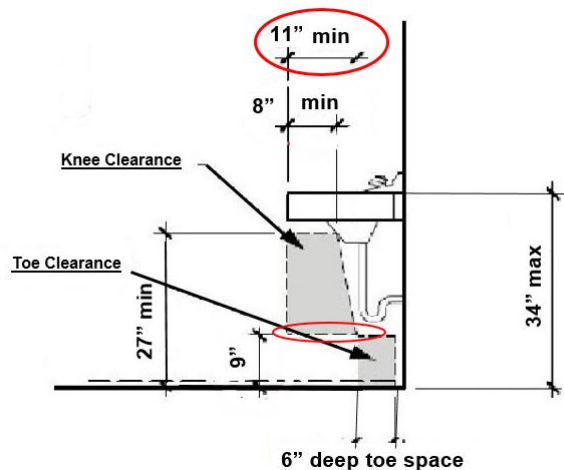
Space under an element between 9 inches (230 mm) and 27 inches (685 mm) above the finish floor or ground shall be considered knee clearance and shall comply with 306.3.

Citation:

2010 ADAS Section: 306.3.1

As Built:

Cabinet under sinks



Office Space: Women's Restroom

Lat/Long: [42.24575, -83.70927]

Finding: 28 - Rim Height

The top rim of the lavatory is too high.

All lavatories that are designated to be accessible shall be a minimum 17 inches in horizontal depth and mounted with the rim or counter edge no higher than 34 inches above the finished floor.

2010 ADAS Section 606.3

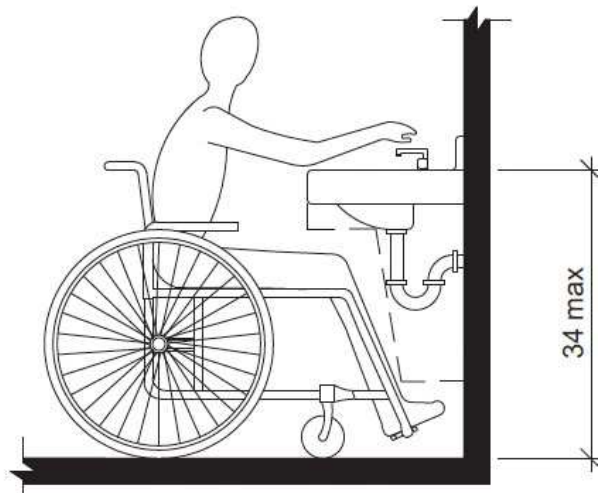
Lavatories and sinks shall be installed with the front of the higher of the rim or counter surface 34 inches (865 mm) maximum above the finish floor or ground.

Citation:

2010 ADAS Section: 606.3

As Built:

Rim 35"



Office Space: Women's Restroom

Lat/Long: [42.2458, -83.70942]

Finding: 29 - Mirror Height

The mirror is mounted too high.

Mirrors must have the bottom edge of the reflecting surface a maximum of 40 inches above the floor if above a sink or counter. Mirrors not located above lavatories or countertops shall be installed with the bottom edge of the reflecting surface 35 inches maximum above the finish floor or ground.

2010 ADAS Section 603.3

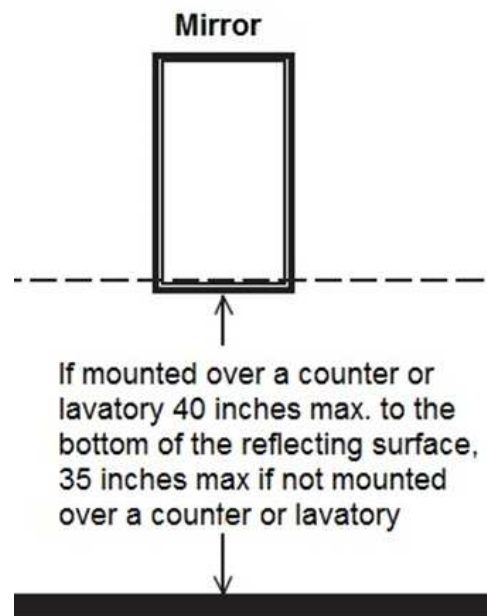
Mirrors located above lavatories or countertops shall be installed with the bottom edge of the reflecting surface 40 inches (1015 mm) maximum above the finish floor or ground. Mirrors not located above lavatories or countertops shall be installed with the bottom edge of the reflecting surface 35 inches (890 mm) maximum above the finish floor or ground.

Citation:

2010 ADAS Section: 603.3

As Built:

Mounted 44"



Office Space: Women's Restroom

Lat/Long: [42.24617, -83.7094]

Finding: 30 - Paper Towel Dispenser

The (XX) projects more than 4 inches into the circulation path.

Wall-mounted objects that have leading edges between 27 inches and 80 inches from the floor must not project more than 4 inches into the circulation path. Protruding objects that extend to the floor or within 27 inches of the floor are cane detectable and are therefore not hazardous. Where it is necessary or desirable to have objects protrude from the wall, a manner of cane detection must be provided.

2010 ADAS Section 307.2

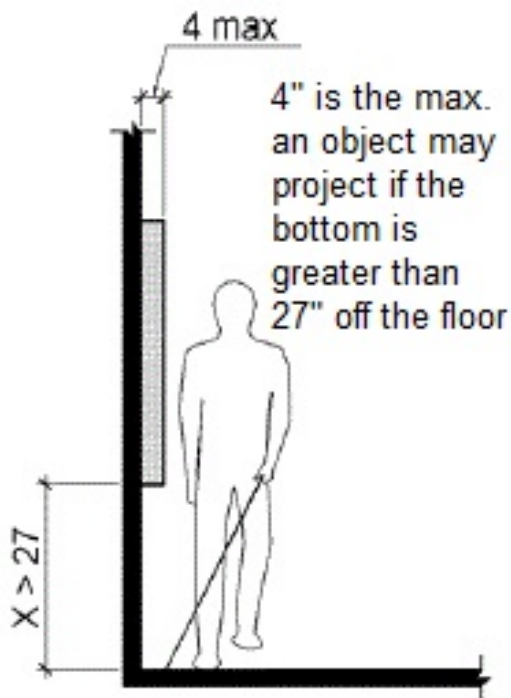
Objects with leading edges more than 27 inches (685 mm) and not more than 80 inches (2030 mm) above the finish floor or ground shall protrude 4 inches (100 mm) maximum horizontally into the circulation path.

Citation:

2010 ADAS Section: 307.2

As Built:

9" protruding



Office Space: Women's Restroom

Lat/Long: [42.24601, -83.70998]

Finding: 31 - Dispenser

The (XX) projects more than 4 inches into the circulation path.

Wall-mounted objects that have leading edges between 27 inches and 80 inches from the floor must not project more than 4 inches into the circulation path. Protruding objects that extend to the floor or within 27 inches of the floor are cane detectable and are therefore not hazardous. Where it is necessary or desirable to have objects protrude from the wall, a manner of cane detection must be provided.

2010 ADAS Section 307.2

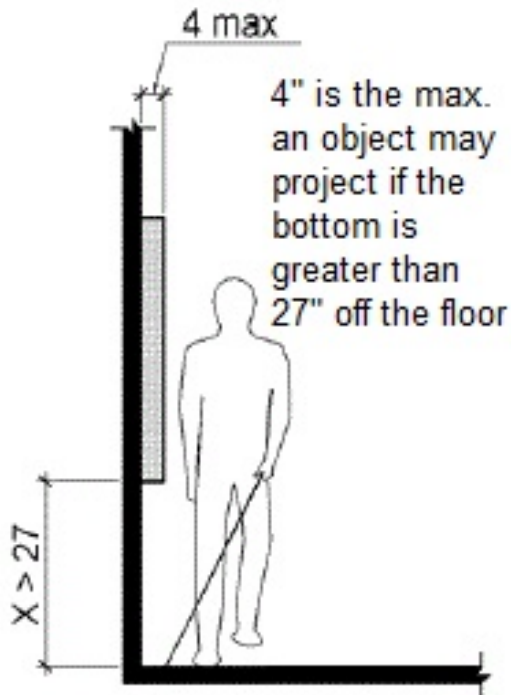
Objects with leading edges more than 27 inches (685 mm) and not more than 80 inches (2030 mm) above the finish floor or ground shall protrude 4 inches (100 mm) maximum horizontally into the circulation path.

Citation:

2010 ADAS Section: 307.2

As Built:

7" protruding



Office Space: Women's Restroom

Lat/Long: [42.24582, -83.70952]

Finding: 32 - Toilet Compartment

The compartment stall is not nearly compliant.

The stall does not have the required minimum clear floor space or maneuvering clearances for the toilet, Grab bars are missing and/or incorrectly installed, accessories, such as toilet seat covers, toilet paper holders, and garbage cans are either too high, without clear floor space or both, the floor level changes greater than a 1/2 inch at the floor drains.

2010 ADAS Section 603.1

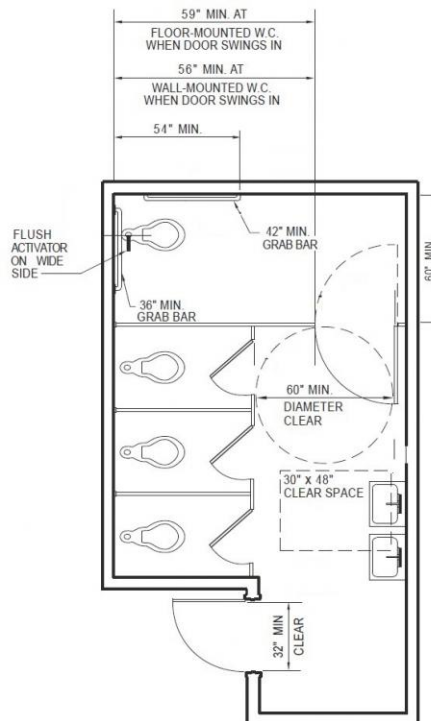
Toilet and bathing rooms shall comply with 603.

Citation:

2010 ADAS Section: 603.1

As Built:

Not compliant



Office Space: Women's Restroom

Lat/Long: [42.2455, -83.70976]

Finding: 33 - Compartment Door

The compartment door swings into the required minimum compartment area.

Wheelchair accessible compartments shall be 60 inches wide minimum measured perpendicular to the side wall, and 56 inches deep minimum for wall hung water closets and 59 inches deep minimum for floor mounted water closets measured perpendicular to the rear wall.

The front partition and at least one side partition shall provide a toe clearance of 9 inches minimum above the finish floor and 6 inches deep minimum beyond the compartment-side face of the partition, exclusive of partition support members.

Toe clearance at the front partition is not required in a compartment greater than 62 inches deep with a wall-hung water closet or 65 inches deep with a floor-mounted water closet. Toe clearance at the side partition is not required in a compartment greater than 66 inches wide.

2010 ADAS Section 604.8.1.2

Toilet compartment doors, including door hardware, shall comply with 404 except that if the approach is to the latch side of the compartment door, clearance between the door side of the compartment and any obstruction shall be 42 inches (1065 mm) minimum. Doors shall be located in the front partition or in the side wall or partition farthest from the water closet. Where located in the front partition, the door opening shall be 4 inches (100 mm) maximum from the side wall or partition farthest from the water closet. Where located in the side wall or partition, the door opening shall be 4 inches (100 mm) maximum from the front partition. The door shall be self-closing. A door pull complying with 404.2.7 shall be placed on both sides of the door near the latch. Toilet compartment doors shall not swing into the minimum required compartment area.

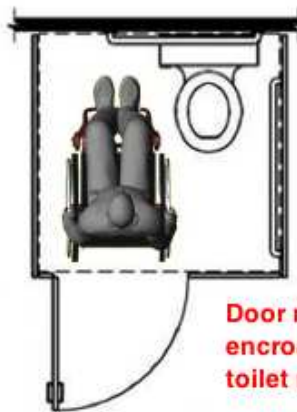
Citation:

2010 ADAS Section: 604.8.1.2

As Built:

N/A

Finding #33 Continued



Door must swing out or not encroach into the required toilet maneuvering space.

Office Space: Unisex Restroom

Lat/Long: [42.24587, -83.71034]

Finding: 34

The mirror is mounted too high.

Mirrors must have the bottom edge of the reflecting surface a maximum of 40 inches above the floor if above a sink or counter. Mirrors not located above lavatories or countertops shall be installed with the bottom edge of the reflecting surface 35 inches maximum above the finish floor or ground.

2010 ADAS Section 603.3

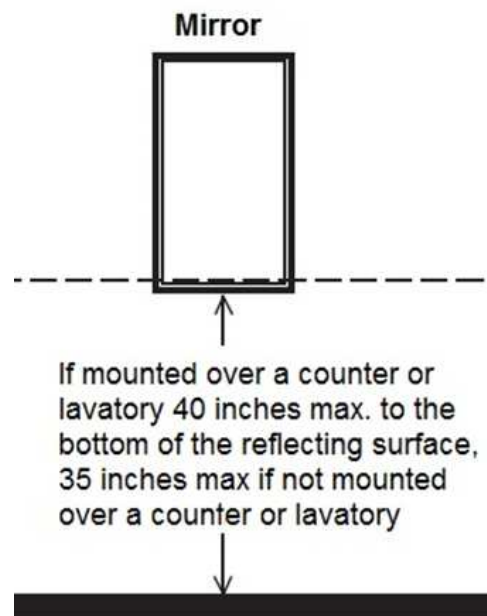
Mirrors located above lavatories or countertops shall be installed with the bottom edge of the reflecting surface 40 inches (1015 mm) maximum above the finish floor or ground. Mirrors not located above lavatories or countertops shall be installed with the bottom edge of the reflecting surface 35 inches (890 mm) maximum above the finish floor or ground.

Citation:

2010 ADAS Section: 603.3

As Built:

Mirror is 41 inches high to the reflective surface



Office Space: Unisex Restroom

Lat/Long: [42.24561, -83.71012]

Finding: 35

The water and drain pipes under the lavatory are not adequately insulated.

Water supply and drain pipes under lavatories and sinks shall be insulated or otherwise configured to protect against contact. There shall be no sharp or abrasive surfaces under lavatories and sinks.

2010 ADAS Section 606.5

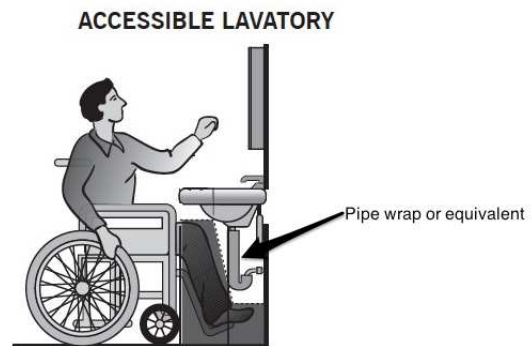
Water supply and drain pipes under lavatories and sinks shall be insulated or otherwise configured to protect against contact. There shall be no sharp or abrasive surfaces under lavatories and sinks.

Citation:

2010 ADAS Section: 606.5

As Built:

Vertical pipe is not insulated



Office Space: Unisex Restroom

Lat/Long: [42.24553, -83.70994]

Finding: 36

The coat hook is installed greater than 48 inches above the finished floor.

Where a forward reach is unobstructed, the high forward reach shall be 48 inches maximum above the finished floor.

2010 ADAS Section 308.2.1

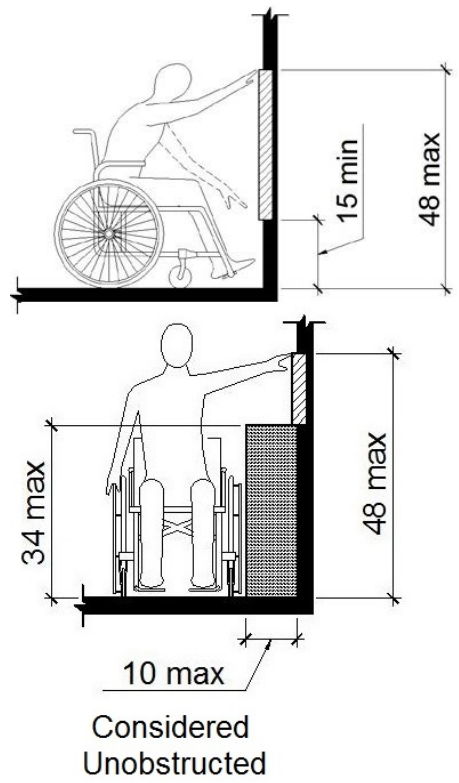
Where a forward reach is unobstructed, the high forward reach shall be 48 inches (1220 mm) maximum and the low forward reach shall be 15 inches (380 mm) minimum above the finish floor or ground.

Citation:

2010 ADAS Section: 308.2.1

As Built:

Coat hook is 56 inches high



Office Space: Unisex Restroom

Lat/Long: [42.24545, -83.71046]

Finding: 37

The clear floor space around the toilet is obstructed by the (XX).

No fixtures are allowed in the clear floor space required for the toilet.

The required clearance around the water closet shall be permitted to overlap the water closet, associated grab bars, dispensers, sanitary napkin disposal units, coat hooks, shelves, accessible routes, clear floor space and clearances required at other fixtures, and the turning space. No other fixtures or obstructions shall be located within the required water closet clearance.

2010 ADAS Section 604.3.2

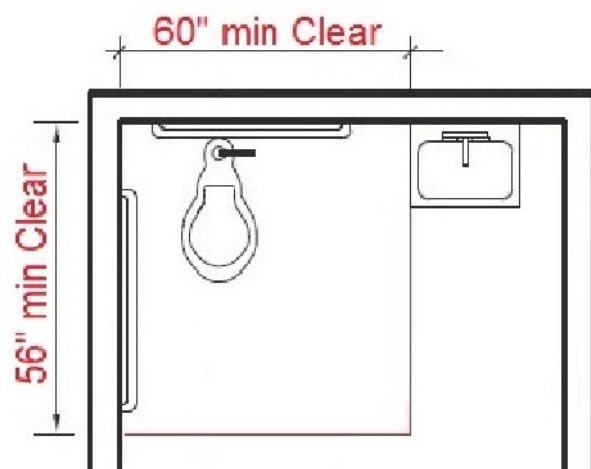
The required clearance around the water closet shall be permitted to overlap the water closet, associated grab bars, dispensers, sanitary napkin disposal units, coat hooks, shelves, accessible routes, clear floor space and clearances required at other fixtures, and the turning space. No other fixtures or obstructions shall be located within the required water closet clearance.

Citation:

2010 ADAS Section: 604.3.2

As Built:

Paper towel dispenser inside clear floor space, 57 inches from side wall



Office Space: Unisex Restroom

Lat/Long: [42.24605, -83.71008]

Finding: 38

The (XX) projects more than 4 inches into the circulation path.

Wall-mounted objects that have leading edges between 27 inches and 80 inches from the floor must not project more than 4 inches into the circulation path. Protruding objects that extend to the floor or within 27 inches of the floor are cane detectable and are therefore not hazardous. Where it is necessary or desirable to have objects protrude from the wall, a manner of cane detection must be provided.

2010 ADAS Section 307.2

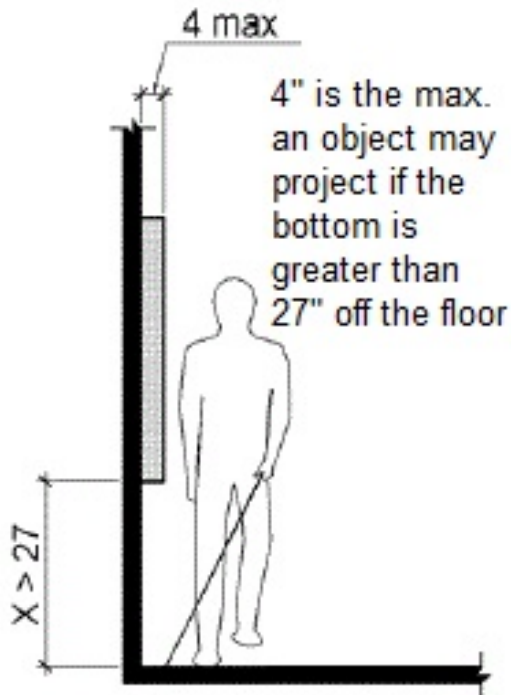
Objects with leading edges more than 27 inches (685 mm) and not more than 80 inches (2030 mm) above the finish floor or ground shall protrude 4 inches (100 mm) maximum horizontally into the circulation path.

Citation:

2010 ADAS Section: 307.2

As Built:

Paper towel dispenser protrudes 10 inches



Office Space: Unisex Restroom

Lat/Long: [42.24576, -83.71024]

Finding: 39

The side grab bar does not extend far enough from the rear wall.

The side grab bar must extend at least 54 inches minimum beyond the rear wall and start a maximum of 12 inches from the rear wall. A 42 inch grab bar installed the maximum distance from the rear wall (12 inches) will leave the leading end 54 inches from the rear wall.

Grab bars shall be installed in a horizontal position, 33 inches minimum and 36 inches maximum above the finish floor measured to the top of the gripping surface.

2010 ADAS Section 604.5.1

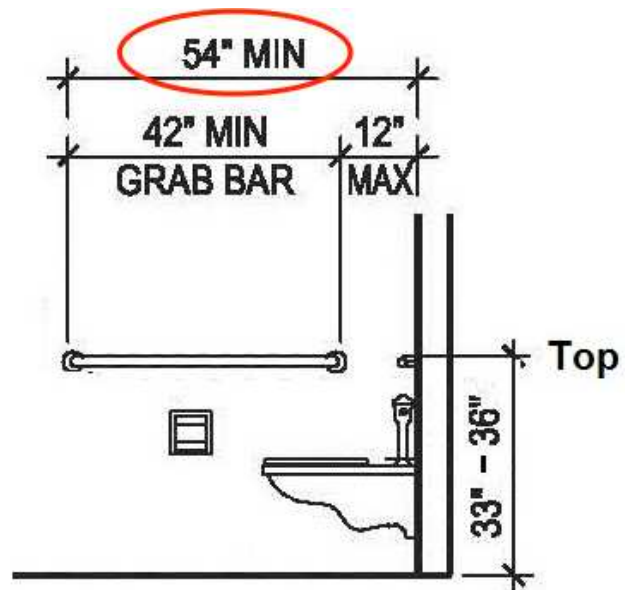
The side wall grab bar shall be 42 inches (1065 mm) long minimum, located 12 inches (305 mm) maximum from the rear wall and extending 54 inches (1370 mm) minimum from the rear wall.

Citation:

2010 ADAS Section: 604.5.1

As Built:

Side grab bar is 10 inches from back wall, and extends to 52 inches.



Kitchen: Kitchen Area

Lat/Long: [42.24579, -83.70972]

Finding: 40 - Paper towel Dispenser

The element is not accessible because the operable parts are not within the required reach range.

Operable parts on accessible elements, accessible routes, and in accessible rooms and spaces shall comply with requirements for operable parts. The requirements include complying with a clear floor space, reach range, and operation.

2010 ADAS Section 205.1

Operable parts on accessible elements, accessible routes, and in accessible rooms and spaces shall comply with 309.

Citation:

2010 ADAS Section: 205.1

As Built:

53" to operable part



Kitchen: Kitchen Area

Lat/Long: [42.24586, -83.70942]

Finding: 41

The kitchen counter top is too high.

The kitchen work surface shall be 34 inches maximum above the finish floor or ground.

2010 ADAS Section 804.3.2

The kitchen work surface shall be 34 inches (865 mm) maximum above the finish floor or ground.

Citation:

2010 ADAS Section: 804.3.2

As Built:

The work counter is 38 inches high



Kitchen: Kitchen Area

Lat/Long: [42.24546, -83.71004]

Finding: 42

Knee and toe clearance has not been provided at the sink.

The knee clearance shall be 11 inches deep minimum at 9 inches above the finish floor or ground, and 8 inches deep minimum at 27 inches above the finish floor or ground.

The toe clearance is the space under the sink between the finish floor or ground and 9 inches above the finish floor 30 inches wide minimum. The toe clearance shall extend a minimum of 17 inches and a maximum of 25 inches underneath the sink.

2010 ADAS Section 606.2

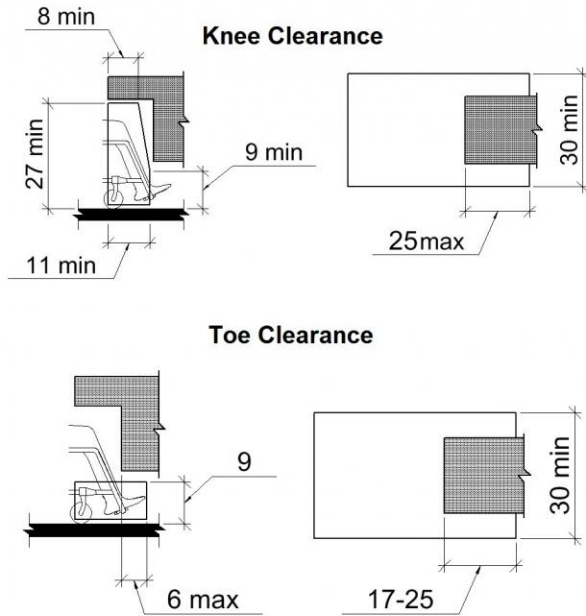
A clear floor space complying with 305, positioned for a forward approach, and knee and toe clearance complying with 306 shall be provided.

Citation:

2010 ADAS Section: 606.2

As Built:

Hand sink does not have a required clear floor space



Kitchen: Kitchen Area

Lat/Long: [42.24546, -83.71004]

Finding: 43

The sink drain pipes are exposed.

Hot water and drain pipes exposed under sinks shall be insulated or otherwise configured so as to protect against contact. There shall be no sharp or abrasive surfaces under sinks.

2010 ADAS Section 606.5

Water supply and drain pipes under lavatories and sinks shall be insulated or otherwise configured to protect against contact. There shall be no sharp or abrasive surfaces under lavatories and sinks.

Citation:

2010 ADAS Section: 606.5

As Built:

Hand sink does not have insulated pipe covers



Changing Room: Unisex Changing Room

Lat/Long: [42.24556, -83.70974]

Finding: 44 - Ledge Shelf

The (XX) projects more than 4 inches into the circulation path.

Wall-mounted objects that have leading edges between 27 inches and 80 inches from the floor must not project more than 4 inches into the circulation path. Protruding objects that extend to the floor or within 27 inches of the floor are cane detectable and are therefore not hazardous. Where it is necessary or desirable to have objects protrude from the wall, a manner of cane detection must be provided.

2010 ADAS Section 307.2

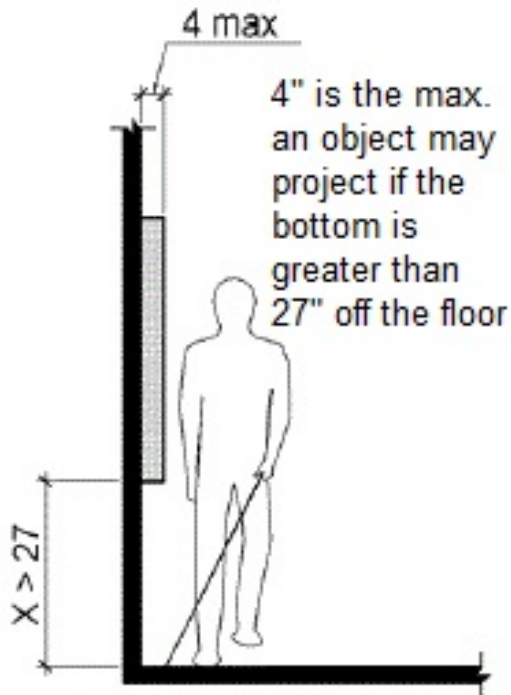
Objects with leading edges more than 27 inches (685 mm) and not more than 80 inches (2030 mm) above the finish floor or ground shall protrude 4 inches (100 mm) maximum horizontally into the circulation path.

Citation:

2010 ADAS Section: 307.2

As Built:

Ledge protrudes 15"



2nd Floor Event Space

Lat/Long: [42.24542, -83.70952]

Finding: 45 - Warming Kitchen Door

The door is equipped with a door closer and returns to a closed position too quickly.

Door closers and gate closers shall be adjusted so that from an open position of 90 degrees, the time required to move the door to a position of 12 degrees from the latch is 5 seconds minimum.

2010 ADAS Section 404.2.8.1

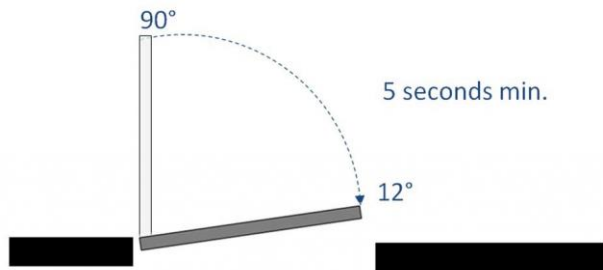
Door closers and gate closers shall be adjusted so that from an open position of 90 degrees, the time required to move the door to a position of 12 degrees from the latch is 5 seconds minimum.

Citation:

2010 ADAS Section: 404.2.8.1

As Built:

Too fast



2nd Floor Event Space

Lat/Long: [42.24564, -83.70998]

Finding: 46 - Structural Posts

The (XX) extends down too close to the route of travel.

Any obstruction that overhangs a circulation route must be a minimum of 80 inches above the walking surface as measured from the bottom of the obstruction.

2010 ADAS Section 307.3

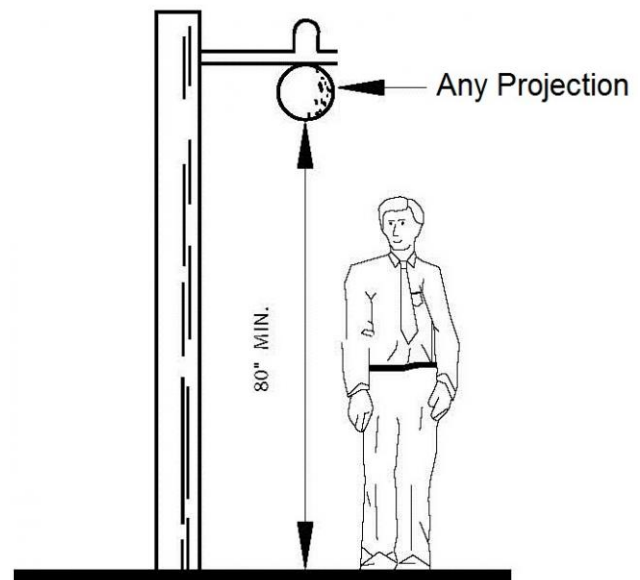
Free-standing objects mounted on posts or pylons shall overhang circulation paths 12 inches (305 mm) maximum when located 27 inches (685 mm) minimum and 80 inches (2030 mm) maximum above the finish floor or ground. Where a sign or other obstruction is mounted between posts or pylons and the clear distance between the posts or pylons is greater than 12 inches (305 mm), the lowest edge of such sign or obstruction shall be 27 inches (685 mm) maximum or 80 inches (2030 mm) minimum above the finish floor or ground.

Citation:

2010 ADAS Section: 307.3

As Built:

Bracing structure 73"



2nd Floor Event Space

Lat/Long: [42.24591, -83.71082]

Finding: 47

There is no accessible route between elements.

An accessible route of travel must connect all accessible elements and spaces within a building or facility.

2010 ADAS Section 206.2.4

At least one accessible route shall connect accessible building or facility entrances with all accessible spaces and elements within the building or facility which are otherwise connected by a circulation path unless exempted by 206.2.3 Exceptions 1 through 7.

Citation:

2010 ADAS Section: 206.2.4

As Built:

No vertical access provided to mezzanine; elevator provided in building.

2nd Floor Event Space

Lat/Long: [42.2457, -83.70973]

Finding: 48

Stairways must have handrails on both sides.

Handrails and their extensions must be between 34 inches and 38 inches above the stair nosing or ground.

The top handrails shall extend a minimum of 12 inches beyond the top nosing and shall be parallel with the floor or ground surface. At the bottom of a stair flight, handrails shall extend at the slope of the stair flight for a horizontal distance at least equal to one tread depth beyond the last riser nosing. Extension shall return to a wall, guard, or the landing surface, or shall be continuous to the handrail of an adjacent stair flight.

The orientation of at least one handrail, including the extension, shall be in the direction of the run of the stair and perpendicular to the direction of the stair nosing. Handrail gripping surfaces with a circular cross section shall have an outside diameter of 1-1/4 inches minimum and 2 inches maximum. Handrail gripping surfaces with a non-circular cross section shall have a perimeter dimension of 4 inches minimum and 6 1/4 inches maximum, and a cross-section dimension of 2-1/4 inches maximum. The hand grip portion of handrails shall have a smooth surface with no sharp corners. Gripping surfaces (top or sides) shall be uninterrupted by newel posts, other construction elements or obstructions. Any wall or other surface adjacent to the handrail shall be free of sharp or abrasive elements. Handrails projecting from a wall shall have a space of 1-1/2 inches minimum between the wall and the handrail.

2010 ADAS Section 505.2

Handrails shall be provided on both sides of stairs and ramps.

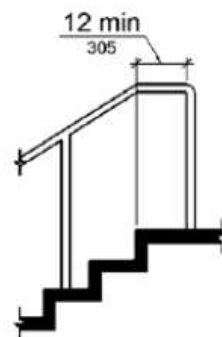
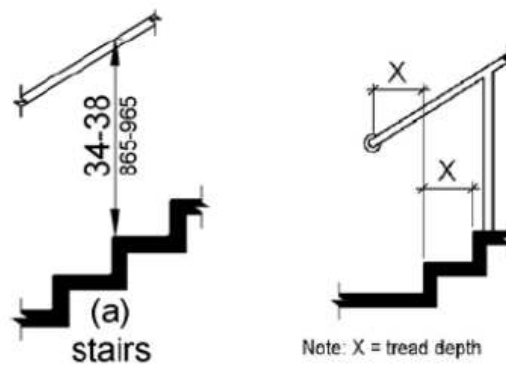
Citation:

2010 ADAS Section: 505.2

As Built:

Compliant handrails are missing in the stairs connecting second floor and mezzanine

Finding #48 Continued



2nd Floor Event Space

Lat/Long: [42.24574, -83.71005]

Finding: 49

The door/gate operating hardware is not accessible.

Hand-activated door/gate opening hardware, handles, pulls, latches, locks, and other operating devices on accessible doors shall have a shape that is easy to grasp with one hand and does not require tight grasping, pinching or twisting of the wrist to operate. Hardware shall be 34 inches minimum and 48 inches maximum above the finish floor or ground.

2010 ADAS Section 404.2.7

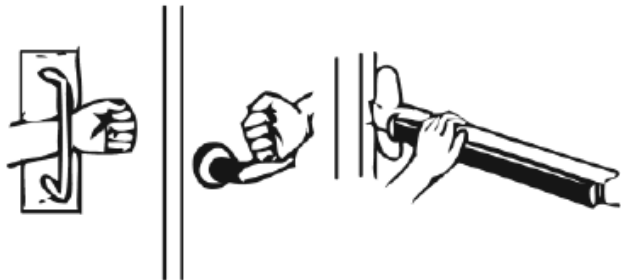
Handles, pulls, latches, locks, and other operable parts on doors and gates shall comply with 309.4. Operable parts of such hardware shall be 34 inches (865 mm) minimum and 48 inches (1220 mm) maximum above the finish floor or ground. Where sliding doors are in the fully open position, operating hardware shall be exposed and usable from both sides.

Citation:

2010 ADAS Section: 404.2.7

As Built:

Door to storage from by stairs has knob-type hardware



2nd Floor Event Space

Lat/Long: [42.24538, -83.71059]

Finding: 50

The (XX) projects more than 4 inches into the circulation path.

Wall-mounted objects that have leading edges between 27 inches and 80 inches from the floor must not project more than 4 inches into the circulation path. Protruding objects that extend to the floor or within 27 inches of the floor are cane detectable and are therefore not hazardous. Where it is necessary or desirable to have objects protrude from the wall, a manner of cane detection must be provided.

2010 ADAS Section 307.2

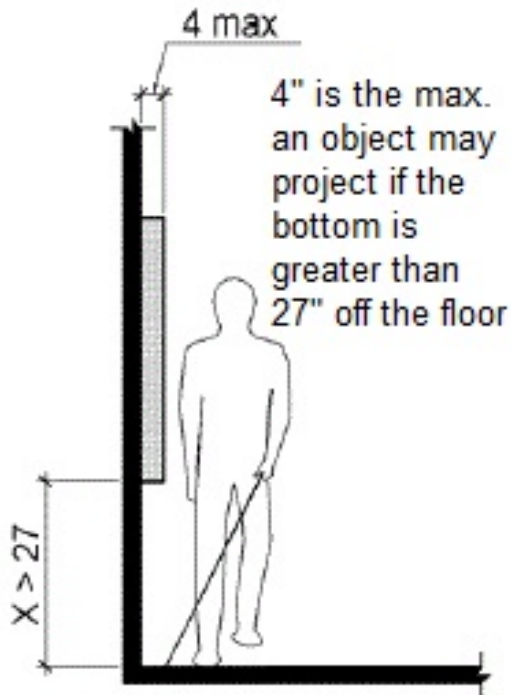
Objects with leading edges more than 27 inches (685 mm) and not more than 80 inches (2030 mm) above the finish floor or ground shall protrude 4 inches (100 mm) maximum horizontally into the circulation path.

Citation:

2010 ADAS Section: 307.2

As Built:

Fire hose case protrudes 9 inches at 36 high



Historic Home Museum

Lat/Long: [42.24564, -83.71059]

Finding: 51 - Restroom

The restrooms is not nearly compliant.

- The restroom does not have the required minimum clear floor space or maneuvering clearances for the toilet.
- The restroom does not have the required minimum clear floor space or maneuvering clearances for the lavatory.
- The entry door does not contain the required minimum 60 inches maneuvering space on the pull side
- The entry door encroach into the required clear floor space for fixtures.
- Door opening pressure was measured at greater than 5 pounds.
- Grab bars are incorrectly installed.
- Accessories, such as toilet seat covers, paper towel holders, garbage cans, hand dryers and mirrors are either too high or without clear floor space or both.
- The restroom contain floor level changes greater than a 1/2 inch at the floor drains.

2010 ADAS Section 213.2

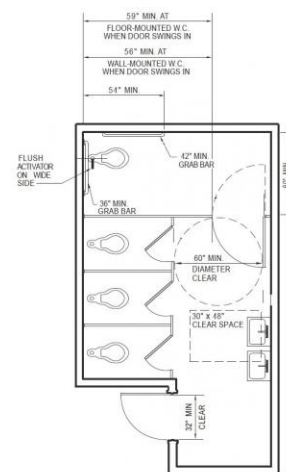
Where toilet rooms are provided, each toilet room shall comply with 603. Where bathing rooms are provided, each bathing room shall comply with 603.

Citation:

2010 ADAS Section: 213.2

As Built:

N/A



Historic Home Museum

Lat/Long: [42.24522, -83.71034]

Finding: 52 - Rim Height

The top of the sink is above the allowable height requirement.

Sinks shall be installed with the front of the higher of the rim or counter surface 34 inches maximum above the finish floor or ground.

2010 ADAS Section 606.3

Lavatories and sinks shall be installed with the front of the higher of the rim or counter surface 34 inches (865 mm) maximum above the finish floor or ground.

Citation:

2010 ADAS Section: 606.3

As Built:

Rim height 36"



Historic Home Museum

Lat/Long: [42.24514, -83.7112]

Finding: 53 - Knee Clearance

Knee and toe space has not been provided at the sink.

Kitchen sinks must be provided with a clear floor space positioned for a forward approach including knee and toe clearance.

2010 ADAS Section 606.2

A clear floor space complying with 305, positioned for a forward approach, and knee and toe clearance complying with 306 shall be provided.

2010 ADAS Section 804.4

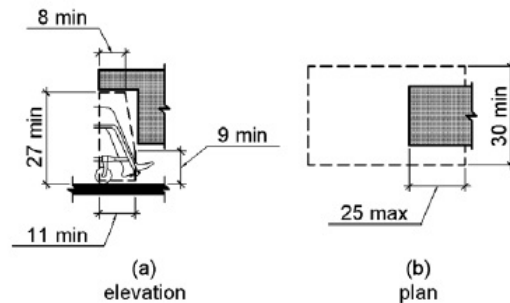
Sinks shall comply with 606.

Citation:

2010 ADAS Section: 606.2, 804.4

As Built:

N/A



Historic Home Museum

Lat/Long: [42.24504, -83.71146]

Finding: 54 - 2nd Floor Restroom

The restrooms is not nearly compliant.

- The restroom does not have the required minimum clear floor space or maneuvering clearances for the toilet.
- The restroom does not have the required minimum clear floor space or maneuvering clearances for the lavatory.
- The entry door does not contain the required minimum 60 inches maneuvering space on the pull side
- The entry door encroach into the required clear floor space for fixtures.
- Door opening pressure was measured at greater than 5 pounds.
- Grab bars are incorrectly installed.
- Accessories, such as toilet seat covers, paper towel holders, garbage cans, hand dryers and mirrors are either too high or without clear floor space or both.
- The restroom contain floor level changes greater than a 1/2 inch at the floor drains.

2010 ADAS Section 213.2

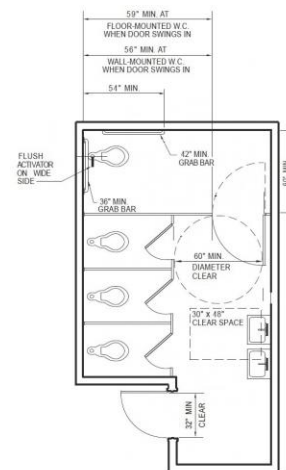

Where toilet rooms are provided, each toilet room shall comply with 603. Where bathing rooms are provided, each bathing room shall comply with 603.

Citation:

2010 ADAS Section: 213.2

As Built:

N/A



Site Accessibility Evaluation



Cranbrook Park
2700 S Main St
Ann Arbor, MI 48104
ADA Only

Inspection Date: 07/11/2022

Inspectors: Aileen Dryden, Arturo Pinero, Jesus Lardizabal, Juvelyn Owen, Olaf Brunjes

Prepared By



(512) 410 - 7059

alturalp.com

Report Date: 11/15/2022



DNR Accessibility Grading System for Parks and Recreation Facilities

Accessibility Grade

Definition

1

None of the facilities meet accessibility guidelines

2

Some facilities meet accessibility guidelines

3

Most facilities meet accessibility guidelines

4

The entire park meets accessibility guidelines

5

The entire park was developed using the principles of universal design

Trail System: Trail

Lat/Long: [42.24997, -83.75445]

Finding: 1

The walkway contains abrupt vertical edges and/or variations over a 1/2 inch.

1/4 inch is the maximum vertical rise. Changes in level between 1/4 inch and 1/2 inch must be beveled at 1:2 or less.

Changes in level greater than 1/2 inch must be by way of a ramp.

2010 ADAS Section 303.3

Changes in level between 1/4 inch (6.4 mm) high minimum and 1/2 inch (13 mm) high maximum shall be beveled with a slope not steeper than 1:2.

2010 ADAS Section 303.2

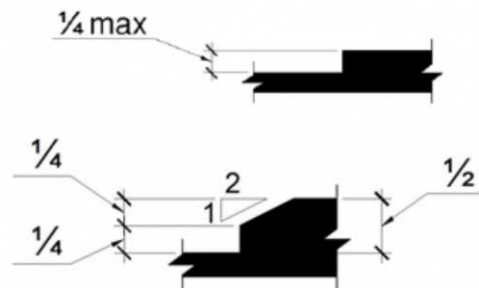
Changes in level of 1/4 inch (6.4 mm) high maximum shall be permitted to be vertical.

Citation:

2010 ADAS Section: 303.3, 303.2

As Built:

At trail entrance, the trail surface has changes in level due to surface cracks.



Trail System: Trail

Lat/Long: [42.2487, -83.75384]

Finding: 2

The accessible path of travel has cross slopes greater than 2%.

Surface cross slopes shall not exceed one unit vertical in 48 units horizontal (2-percent slope). When the slope in the direction of travel of any walk exceeds 1 unit vertical in 20 units horizontal (5-percent slope), it must be constructed as a ramp.

2010 ADAS Section 403.3

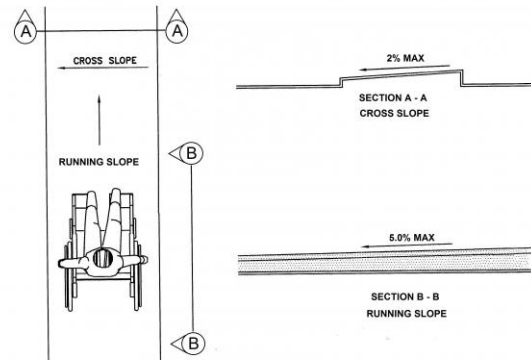
The running slope of walking surfaces shall not be steeper than 1:20. The cross slope of walking surfaces shall not be steeper than 1:48.

Citation:

2010 ADAS Section: 403.3

As Built:

Excessive cross slope and changes in level



Trail System: Trail

Lat/Long: [42.24738, -83.75361]

Finding: 3

The accessible route has running slopes greater than 5% and has not been constructed as a ramp (i.e. handrails, edge protection, etc.). Cross slopes are greater than 2% across the width of the walk.

When the slope in the direction of travel of any walk exceeds 1 unit vertical in 20 units horizontal (5-percent slope), it must be constructed as a ramp. Surface cross slopes must not exceed 1 unit vertical in 48 units horizontal (2-percent slope).

2010 ADAS Section 403.3

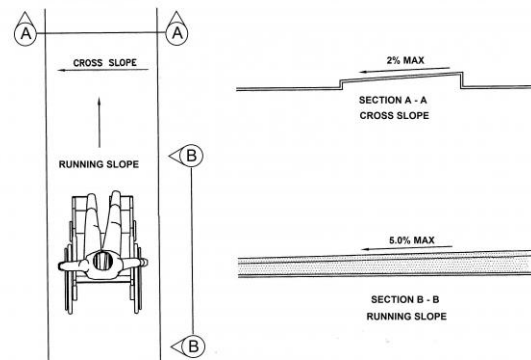
The running slope of walking surfaces shall not be steeper than 1:20. The cross slope of walking surfaces shall not be steeper than 1:48.

Citation:

2010 ADAS Section: 403.3

As Built:

Excessive running and cross slope



Trail System: Trail

Lat/Long: [42.24738, -83.75361]

Wheel: N/A, Direction: NW

Finding: 4

The accessible route has running slopes greater than 5% and has not been constructed as a ramp (i.e. handrails, edge protection, etc.). Cross slopes are greater than 2% across the width of the walk.

When the slope in the direction of travel of any walk exceeds 1 unit vertical in 20 units horizontal (5-percent slope), it must be constructed as a ramp. Surface cross slopes must not exceed 1 unit vertical in 48 units horizontal (2-percent slope).

2010 ADAS Section 403.3

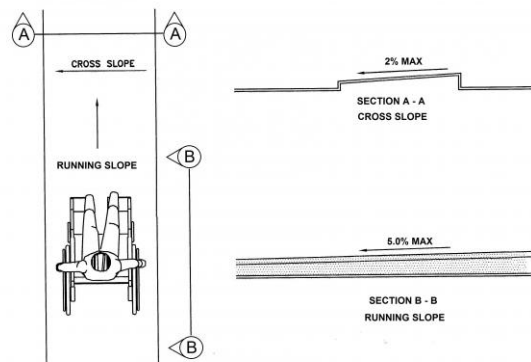
The running slope of walking surfaces shall not be steeper than 1:20. The cross slope of walking surfaces shall not be steeper than 1:48.

Citation:

2010 ADAS Section: 403.3

As Built:

Excessive running and cross slope



Trail System: Trail

Lat/Long: [42.24955, -83.75485]

Finding: 5

The accessible route on the site has running slopes greater than 5 percent and has not been constructed as a ramp (i.e. handrails, edge protection, etc.).

When the slope in the direction of travel of any walk exceeds 1 unit vertical in 20 units horizontal (5-percent slope), it must be constructed as a ramp. Surface cross slopes must not exceed one unit vertical in 48 units horizontal (2-percent slope).

2010 ADAS Section 403.3

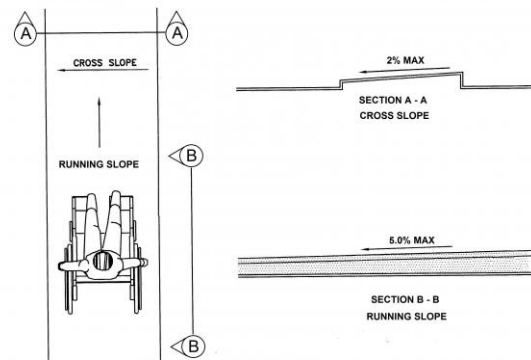
The running slope of walking surfaces shall not be steeper than 1:20. The cross slope of walking surfaces shall not be steeper than 1:48.

Citation:

2010 ADAS Section: 403.3

As Built:

Excessive running slope and changes in level



Trail System: Trail

Lat/Long: [42.24979, -83.75567]

Finding: 6

The accessible route on the site has running slopes greater than 5 percent and has not been constructed as a ramp (i.e. handrails, edge protection, etc.).

When the slope in the direction of travel of any walk exceeds 1 unit vertical in 20 units horizontal (5-percent slope), it must be constructed as a ramp. Surface cross slopes must not exceed one unit vertical in 48 units horizontal (2-percent slope).

2010 ADAS Section 403.3

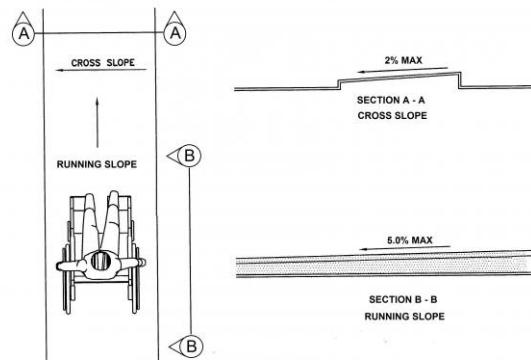
The running slope of walking surfaces shall not be steeper than 1:20. The cross slope of walking surfaces shall not be steeper than 1:48.

Citation:

2010 ADAS Section: 403.3

As Built:

Excessive running slope



Green Space: Picnic Area

Lat/Long: [42.24813, -83.7536]

Finding: 7

The walkway contains abrupt vertical edges and/or variations over a 1/2 inch.

1/4 inch is the maximum vertical rise. Changes in level between 1/4 inch and 1/2 inch must be beveled at 1:2 or less.

Changes in level greater than 1/2 inch must be by way of a ramp.

2010 ADAS Section 303.3

Changes in level between 1/4 inch (6.4 mm) high minimum and 1/2 inch (13 mm) high maximum shall be beveled with a slope not steeper than 1:2.

2010 ADAS Section 303.2

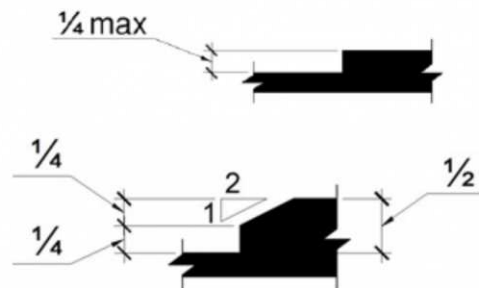
Changes in level of 1/4 inch (6.4 mm) high maximum shall be permitted to be vertical.

Citation:

2010 ADAS Section: 303.3, 303.2

As Built:

Route from trail to table has a change in level due to vegetation.



Green Space: Picnic Area

Lat/Long: [42.24944, -83.75466]

Finding: 8

The walkway contains abrupt vertical edges and/or variations over a 1/2 inch.

1/4 inch is the maximum vertical rise. Changes in level between 1/4 inch and 1/2 inch must be beveled at 1:2 or less.

Changes in level greater than 1/2 inch must be by way of a ramp.

2010 ADAS Section 303.3

Changes in level between 1/4 inch (6.4 mm) high minimum and 1/2 inch (13 mm) high maximum shall be beveled with a slope not steeper than 1:2.

2010 ADAS Section 303.2

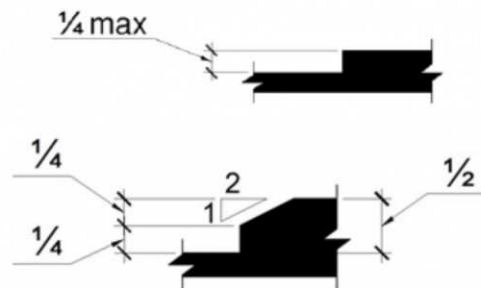
Changes in level of 1/4 inch (6.4 mm) high maximum shall be permitted to be vertical.

Citation:

2010 ADAS Section: 303.3, 303.2

As Built:

Route from trail to table has vertical change due to vegetation.



Play Area: Small Play Area

Lat/Long: [42.24926, -83.75417]

Finding: 9

An accessible route is not provided within the play area or it does not connect accessible ground level components, elevated components, or the entry and exit points of the play components.

At least one accessible route shall be provided within the play area. The accessible route shall connect ground level play components required to be accessible and elevated play components required to be accessible, including entry and exit points of the play components.

2010 ADAS Section 206.2.17.1

At least one accessible route shall be provided within the play area. The accessible route shall connect ground level play components required to comply with 240.2.1 and elevated play components required to comply with 240.2.2, including entry and exit points of the play components.

Citation:

2010 ADAS Section: 206.2.17.1

As Built:

No accessible route into play area is provided.



Play Area: Large Play Area

Lat/Long: [42.24922, -83.75423]

Finding: 10

An accessible route is not provided within the play area or it does not connect accessible ground level components, elevated components, or the entry and exit points of the play components.

At least one accessible route shall be provided within the play area. The accessible route shall connect ground level play components required to be accessible and elevated play components required to be accessible, including entry and exit points of the play components.

2010 ADAS Section 206.2.17.1

At least one accessible route shall be provided within the play area. The accessible route shall connect ground level play components required to comply with 240.2.1 and elevated play components required to comply with 240.2.2, including entry and exit points of the play components.

Citation:

2010 ADAS Section: 206.2.17.1

As Built:

Accessible route is not provided to play area.



Site Accessibility Evaluation



Crary Park
1805 Washtenaw Ave
Ann Arbor, MI 48104
ADA Only

Inspection Date: 07/11/2022

Inspectors: Aileen Dryden, Arturo Pinero, Jesus Lardizabal, Juvelyn Owen, Olaf Brunjes

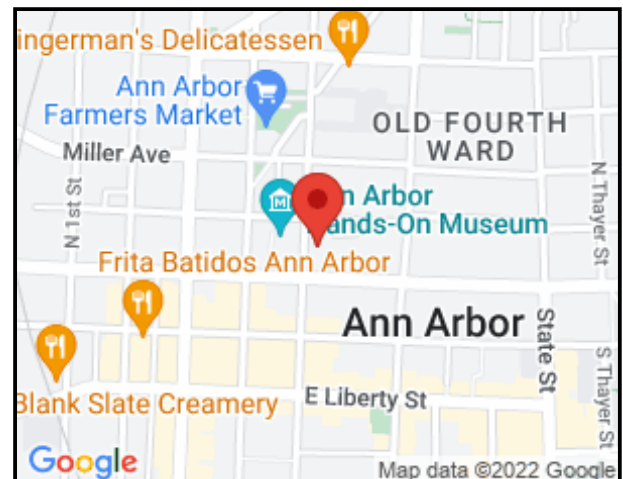
Prepared By



(512) 410 - 7059

alturalp.com

Report Date: 11/15/2022



DNR Accessibility Grading System for Parks and Recreation Facilities

Accessibility Grade

Definition

1

None of the facilities meet accessibility guidelines

2

Some facilities meet accessibility guidelines

3

Most facilities meet accessibility guidelines

4

The entire park meets accessibility guidelines

5

The entire park was developed using the principles of universal design

Site Accessibility Evaluation



Creal Park
1500 Creal Cres
Ann Arbor, MI 48104
ADA Only

Inspection Date: 07/11/2022

Inspectors: Aileen Dryden, Arturo Pinero, Jesus Lardizabal, Juvelyn Owen, Olaf Brunjes

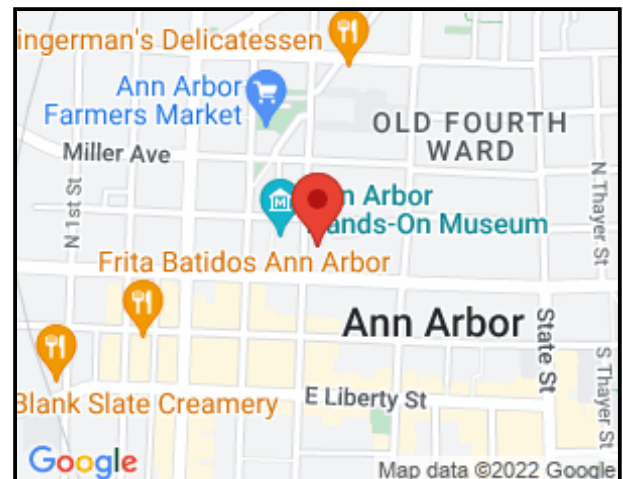
Prepared By



(512) 410 - 7059

alturalp.com

Report Date: 11/15/2022



DNR Accessibility Grading System for Parks and Recreation Facilities

Accessibility Grade

Definition

1

None of the facilities meet accessibility guidelines

2

Some facilities meet accessibility guidelines

3

Most facilities meet accessibility guidelines

4

The entire park meets accessibility guidelines

5

The entire park was developed using the principles of universal design

Trail System: Trail

Lat/Long: [42.29461, -83.77372]

Finding: 1

The tree projects more than 4 inches into the circulation path.

Wall-mounted objects that have leading edges between 27 inches and 80 inches from the floor must not project more than 4 inches into the circulation path. Protruding objects that extend to the floor or within 27 inches of the floor are cane detectable and are therefore not hazardous. Where it is necessary or desirable to have objects protrude from the wall, a manner of cane detection must be provided.

2010 ADAS Section 307.2

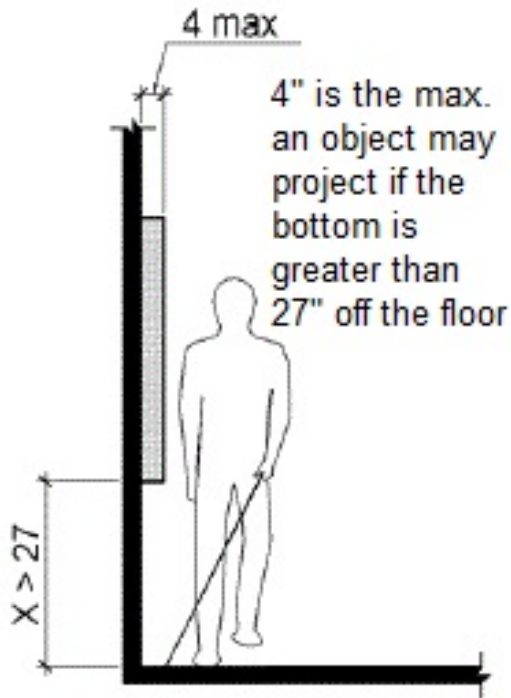
Objects with leading edges more than 27 inches (685 mm) and not more than 80 inches (2030 mm) above the finish floor or ground shall protrude 4 inches (100 mm) maximum horizontally into the circulation path.

Citation:

2010 ADAS Section: 307.2

As Built:

Tree is protruding object.



Trail System: Trail

Lat/Long: [42.29428, -83.77409]

Finding: 2

The accessible route has running slopes greater than 5% and has not been constructed as a ramp (i.e. handrails, edge protection, etc.). Cross slopes are greater than 2% across the width of the walk.

When the slope in the direction of travel of any walk exceeds 1 unit vertical in 20 units horizontal (5-percent slope), it must be constructed as a ramp. Surface cross slopes must not exceed 1 unit vertical in 48 units horizontal (2-percent slope).

2010 ADAS Section 403.3

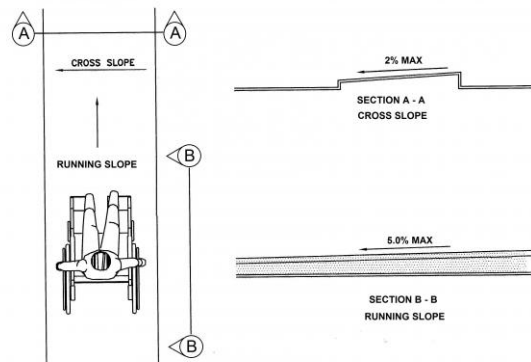
The running slope of walking surfaces shall not be steeper than 1:20. The cross slope of walking surfaces shall not be steeper than 1:48.

Citation:

2010 ADAS Section: 403.3

As Built:

Excessive running and cross slope



Play Area: Swings

Lat/Long: [42.29489, -83.77308]

Finding: 3

The walkway contains changes in level greater than a 1/2 inch high that should be ramped.

Changes in level greater than 1/2 inch high shall be constructed as a ramp or curb ramp.

2010 ADAS Section 303.4

Changes in level greater than 1/2 inch (13 mm) high shall be ramped, and shall comply with 405 or 406.

Citation:

2010 ADAS Section: 303.4

As Built:

No ramp provided into swings area



Finding #3 Additional Finding Photos



Play Area: Playground

Lat/Long: [42.29489, -83.77308]

Finding: 4

The walkway contains changes in level greater than a 1/2 inch high that should be ramped.

Changes in level greater than 1/2 inch high shall be constructed as a ramp or curb ramp.

2010 ADAS Section 303.4

Changes in level greater than 1/2 inch (13 mm) high shall be ramped, and shall comply with 405 or 406.

Citation:

2010 ADAS Section: 303.4

As Built:

No ramp provided into swings area



Finding #4 Additional Finding Photos



Play Area: Playground

Lat/Long: [42.29464, -83.77312]

Finding: 5

The transfer platform has not been provided with support for transferring.

Where play components require transfer to entry points or seats, at least one means of support for transferring shall be provided.

2010 ADAS Section 1008.4.5

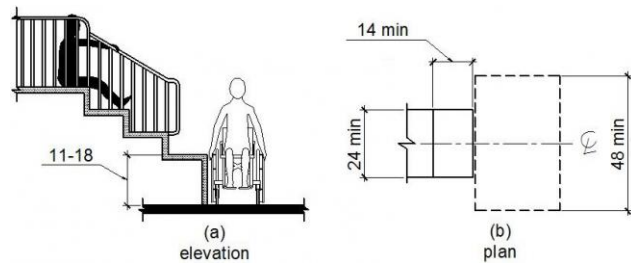
Where play components require transfer to entry points or seats, at least one means of support for transferring shall be provided.

Citation:

2010 ADAS Section: 1008.4.5

As Built:

No transfer support is provided



Baseball Field: Field

Lat/Long: [42.29475, -83.77327]

Finding: 6

There is no accessible route to the court.

In court sports, at least one accessible route shall be directly connected to the court.

2010 ADAS Section 206.2.12

In court sports, at least one accessible route shall directly connect both sides of the court.

Citation:

2010 ADAS Section: 206.2.12

As Built:

No accessible route to baseball field.



Site Accessibility Evaluation



**Eberbach Cultural Arts Building
1220 Wells St
Burns Park, MI 48104
ADA Only**

Inspection Date: 07/11/2022

Inspectors: Aileen Dryden, Arturo Pinero, Jesus Lardizabal, Juvelyn Owen, Olaf Brunjes

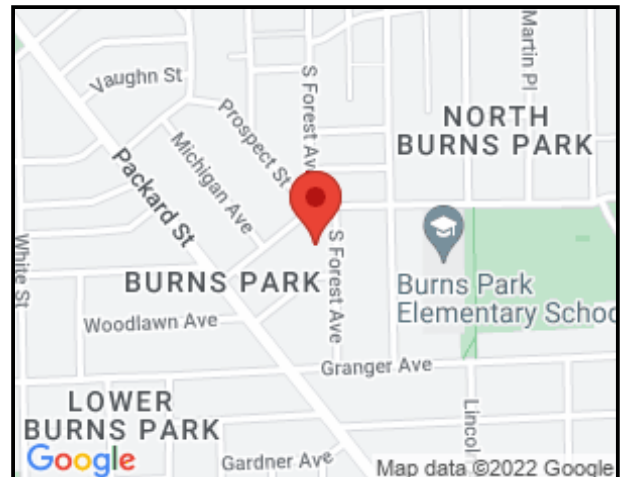
Prepared By



(512) 410 - 7059

alturalp.com

Report Date: 11/15/2022



DNR Accessibility Grading System for Parks and Recreation Facilities

Accessibility Grade

Definition

1

None of the facilities meet accessibility guidelines

2

Some facilities meet accessibility guidelines

3

Most facilities meet accessibility guidelines

4

The entire park meets accessibility guidelines

5

The entire park was developed using the principles of universal design

Parking: Parking Lot

Lat/Long: [42.26612, -83.73254]

Finding: 1 - Signage

The required parking signage is missing.

Parking space identification signs shall include the International Symbol of Accessibility (ISA). Signs identifying van parking spaces shall contain the designation "van accessible." All signs shall be 60 inches minimum above the finish floor or ground surface measured to the bottom of the sign.

2010 ADAS Section 502.6

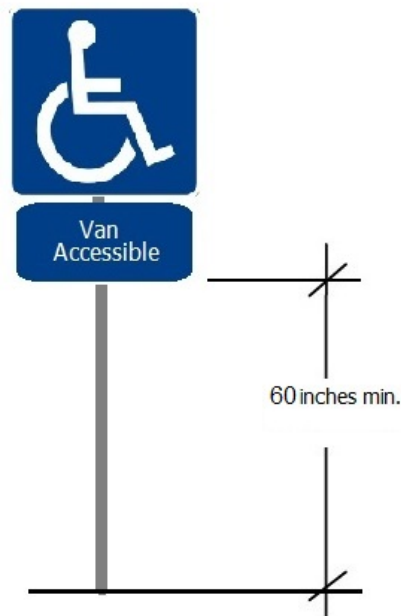
Parking space identification signs shall include the International Symbol of Accessibility complying with 703.7.2.1. Signs identifying van parking spaces shall contain the designation "van accessible." Signs shall be 60 inches (1525 mm) minimum above the finish floor or ground surface measured to the bottom of the sign.

Citation:

2010 ADAS Section: 502.6

As Built:

Missing two signs



Parking: Parking Lot

Lat/Long: [42.26612, -83.73254]

Finding: 2 - Accessible Parking

There are no van accessible parking stalls.

1 in every 6, minimum of one, required accessible stalls must be a van accessible stall.

There are a total of (XX) parking stalls in the parking lot that could be reasonably associated with this facility. There should be a minimum of (XX) accessible stalls with a minimum of (XX) being designed as van accessible.

2010 ADAS Section 208.2

Parking spaces complying with 502 shall be provided in accordance with Table 208.2 except as required by 208.2.1, 208.2.2, and 208.2.3. Where more than one parking facility is provided on a site, the number of accessible spaces provided on the site shall be calculated according to the number of spaces required for each parking facility.

2010 ADAS Section 208.2.4

For every six or fraction of six parking spaces required by 208.2 to comply with 502, at least one shall be a van parking space complying with 502.

Citation:

2010 ADAS Section: 208.2, 208.2.4

As Built:

Need to provide one van stall. Existing stalls do not meet required dimensions



Total Number of Parking Spaces Provided in Parking Facility	Minimum Number of Required Accessible Parking Spaces
1 to 25	1
26 to 50	2
51 to 75	3
76 to 100	4
101 to 150	5
151 to 200	6
201 to 300	7
301 to 400	8
401 to 500	9
501 to 1000	2 percent of total
1001 and over	20, plus 1 for each 100, or fraction thereof, over 1000

Lobby: Hallway

Lat/Long: [42.26632, -83.73228]

Finding: 3 - Drinking Fountain

There is no drinking fountain for standing persons.

No fewer than two drinking fountains shall be provided. One drinking fountain shall meet requirements for wheelchair accessibility and one drinking fountain shall meet requirements for standing persons.

Where a single drinking fountain complies with both wheelchair accessibility and requirements for standing persons, it shall be permitted to be substituted for two separate drinking fountains.

Spout outlets of drinking fountains for standing persons shall be 38 inches minimum and 43 inches maximum above the finish floor or ground.

2010 ADAS Section 602.7

Spout outlets of drinking fountains for standing persons shall be 38 inches (965 mm) minimum and 43 inches (1090 mm) maximum above the finish floor or ground.

2010 ADAS Section 211.2

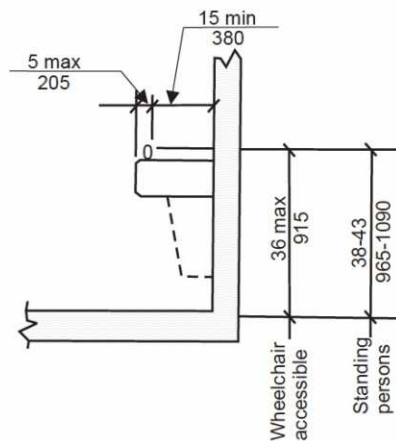
No fewer than two drinking fountains shall be provided. One drinking fountain shall comply with 602.1 through 602.6 and one drinking fountain shall comply with 602.7.

Citation:

2010 ADAS Section: 602.7, 211.2

As Built:

No tall drinking fountain



Lobby: Hallway

Lat/Long: [42.26632, -83.73228]

Finding: 4 - Fire Extinguisher

The fire extinguisher box projects more than 4 inches into the circulation path.

Wall-mounted objects that have leading edges between 27 inches and 80 inches from the floor must not project more than 4 inches into the circulation path. Protruding objects that extend to the floor or within 27 inches of the floor are cane detectable and are therefore not hazardous. Where it is necessary or desirable to have objects protrude from the wall, a manner of cane detection must be provided.

2010 ADAS Section 307.2

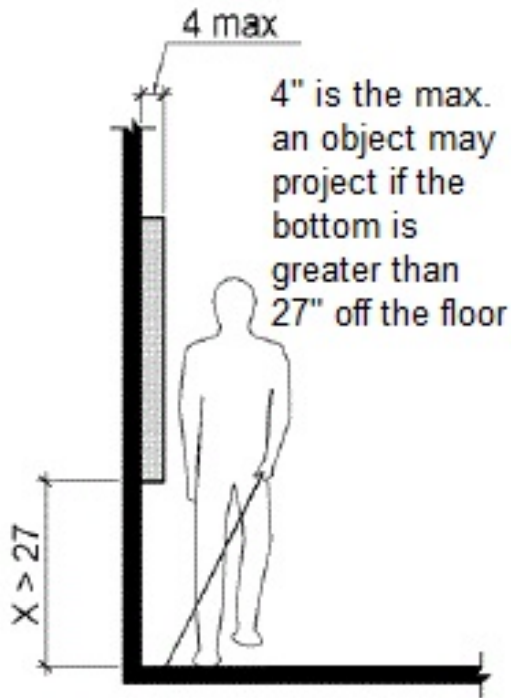
Objects with leading edges more than 27 inches (685 mm) and not more than 80 inches (2030 mm) above the finish floor or ground shall protrude 4 inches (100 mm) maximum horizontally into the circulation path.

Citation:

2010 ADAS Section: 307.2

As Built:

Fire Extinguisher protrudes more than 4 inches



Lobby: Men's Restroom

Lat/Long: [42.26626, -83.73258]

Finding: 5 - Clear Floor Space

Clear floor space adjacent to the bench has not been provided.

Clear floor or ground space shall be provided and be positioned at the end of the bench seat parallel to the short axis of the bench. The space must be 30 inches minimum by 48 inches minimum.

2010 ADAS Section 903.2

Clear floor or ground space complying with 305 shall be provided and shall be positioned at the end of the bench seat and parallel to the short axis of the bench.

Citation:

2010 ADAS Section: 903.2

As Built:

Clear floor space adjacent to the bench has not been provided.



Lobby: Men's Restroom

Lat/Long: [42.26629, -83.73241]

Finding: 6 - Bench

The bench seat is not within compliant height range.

The top of the bench seat must be 17 inches minimum to 19 inches maximum above the finish floor.

2010 ADAS Section 903.5

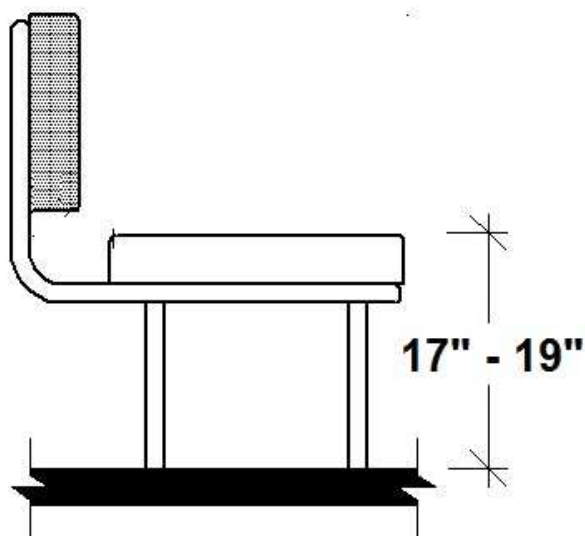
The top of the bench seat surface shall be 17 inches (430 mm) minimum and 19 inches (485 mm) maximum above the finish floor or ground.

Citation:

2010 ADAS Section: 903.5

As Built:

Bench seat is not compliant.



Lobby: Men's Restroom

Lat/Long: [42.26627, -83.73254]

Finding: 7 - Coat Hooks

The coat hook is installed greater than 48 inches above the finished floor.

Coat hooks provided within the room shall be located within compliant reach range for a forward or parallel approach.

Where a forward reach is unobstructed, the high forward reach shall be 48 inches maximum above the finished floor. Where the reach depth exceeds 20 inches, the high forward reach shall be 44 inches maximum and the reach depth shall be 25 inches maximum. Where a side reach is unobstructed, the high side reach shall be 48 inches maximum above the finished floor for a reach depth of 10 inches maximum. Where the reach depth exceeds 10 inches, the high side reach shall be 46 inches maximum for a reach depth of 24 inches maximum. Where the high side reach is over an obstruction, the height of the obstruction shall be 34 inches maximum and the depth of the obstruction shall be 24 inches maximum.

2010 ADAS Section 308.2.1

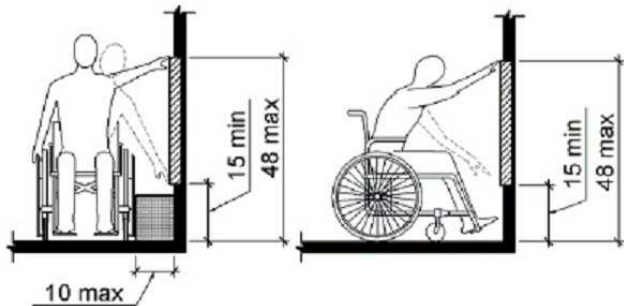

Where a forward reach is unobstructed, the high forward reach shall be 48 inches (1220 mm) maximum and the low forward reach shall be 15 inches (380 mm) minimum above the finish floor or ground.

Citation:

2010 ADAS Section: 308.2.1

As Built:

Coat hooks are too high



Lobby: Men's Restroom

Lat/Long: [42.26627, -83.73254]

Finding: 8 - Mirror

The mirror is mounted too high.

Mirrors must have the bottom edge of the reflecting surface a maximum of 40 inches above the floor if above a sink or counter. Mirrors not located above lavatories or countertops shall be installed with the bottom edge of the reflecting surface 35 inches maximum above the finish floor or ground.

2010 ADAS Section 603.3

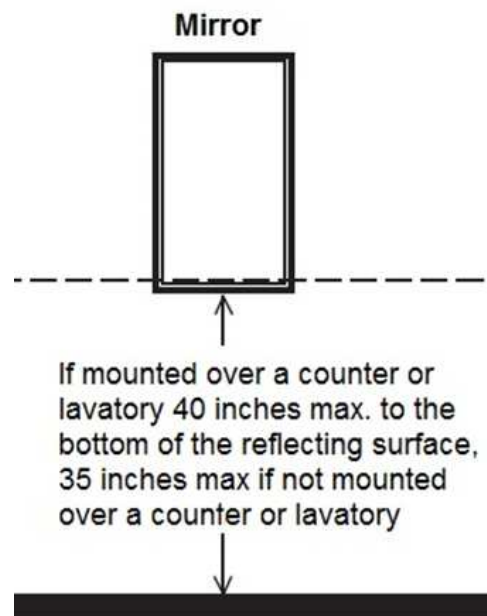
Mirrors located above lavatories or countertops shall be installed with the bottom edge of the reflecting surface 40 inches (1015 mm) maximum above the finish floor or ground. Mirrors not located above lavatories or countertops shall be installed with the bottom edge of the reflecting surface 35 inches (890 mm) maximum above the finish floor or ground.

Citation:

2010 ADAS Section: 603.3

As Built:

Mirror is mounted too high.



Lobby: Men's Restroom

Lat/Long: [42.26627, -83.73255]

Finding: 9 - Protruding Object

The dispenser projects more than 4 inches into the circulation path.

Wall-mounted objects that have leading edges between 27 inches and 80 inches from the floor must not project more than 4 inches into the circulation path. Protruding objects that extend to the floor or within 27 inches of the floor are cane detectable and are therefore not hazardous. Where it is necessary or desirable to have objects protrude from the wall, a manner of cane detection must be provided.

2010 ADAS Section 307.2

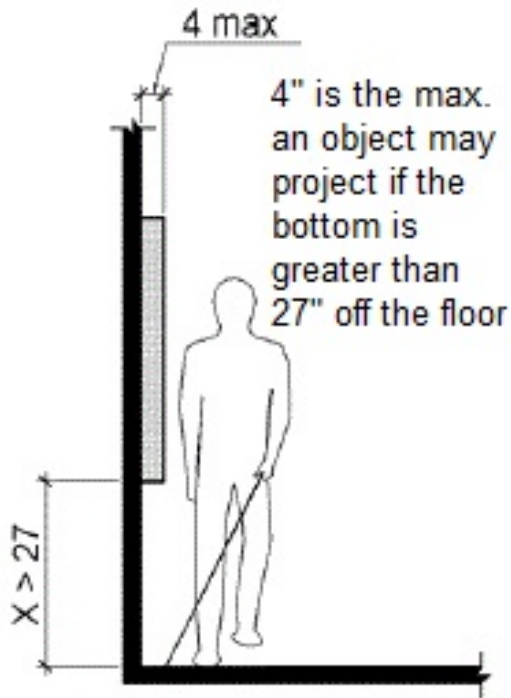
Objects with leading edges more than 27 inches (685 mm) and not more than 80 inches (2030 mm) above the finish floor or ground shall protrude 4 inches (100 mm) maximum horizontally into the circulation path.

Citation:

2010 ADAS Section: 307.2

As Built:

The dispenser projects more than 4 inches into the circulation path.



Lobby: Men's Restroom

Lat/Long: [42.26627, -83.73254]

Finding: 10 - Coat Hooks

The coat hook is installed greater than 48 inches above the finished floor.

Coat hooks provided within the room shall be located within compliant reach range for a forward or parallel approach.

Where a forward reach is unobstructed, the high forward reach shall be 48 inches maximum above the finished floor. Where the reach depth exceeds 20 inches, the high forward reach shall be 44 inches maximum and the reach depth shall be 25 inches maximum. Where a side reach is unobstructed, the high side reach shall be 48 inches maximum above the finished floor for a reach depth of 10 inches maximum. Where the reach depth exceeds 10 inches, the high side reach shall be 46 inches maximum for a reach depth of 24 inches maximum. Where the high side reach is over an obstruction, the height of the obstruction shall be 34 inches maximum and the depth of the obstruction shall be 24 inches maximum.

2010 ADAS Section 308.2.1

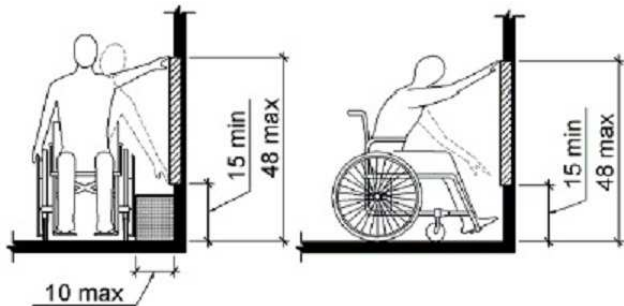

Where a forward reach is unobstructed, the high forward reach shall be 48 inches (1220 mm) maximum and the low forward reach shall be 15 inches (380 mm) minimum above the finish floor or ground.

Citation:

2010 ADAS Section: 308.2.1

As Built:

The coat hook is installed greater than 48 inches above the finished floor.



Lobby: Men's Restroom

Lat/Long: [42.26644, -83.73246]

Finding: 11 - Dispenser

The dispenser's operation mechanism is too high off the floor.

Dispensers must have all operable parts a maximum of 48 inches above the floor.

2010 ADAS Section 308.2.1

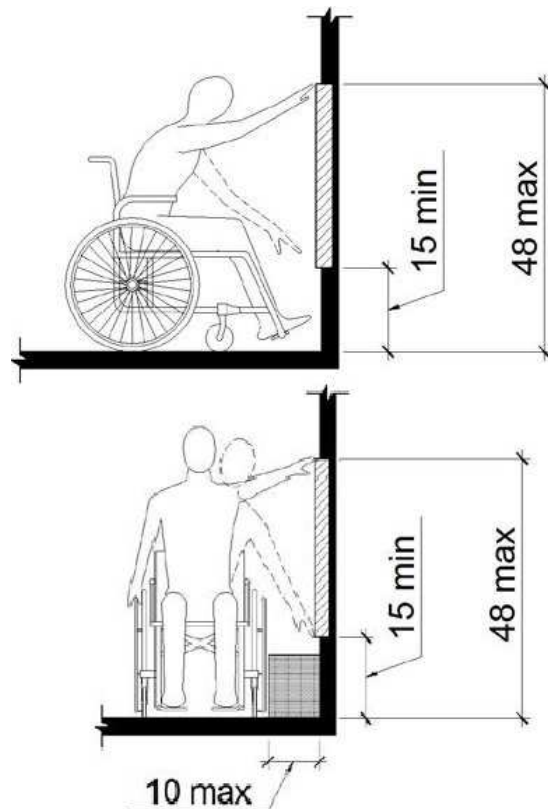
Where a forward reach is unobstructed, the high forward reach shall be 48 inches (1220 mm) maximum and the low forward reach shall be 15 inches (380 mm) minimum above the finish floor or ground.

Citation:

2010 ADAS Section: 308.2.1

As Built:

The dispenser's operation mechanism is too high off the floor.



Lobby: Men's Restroom

Lat/Long: [42.2672, -83.7332]

Finding: 12 - Flush handle

The flush handle is located on the wrong side of the toilet.

Controls shall be operable with one hand and shall not require tight grasping, pinching or twisting. Controls for the flush valves shall be mounted on the wide side of toilet areas, no more than 48 inches above the floor.

2010 ADAS Section 604.6

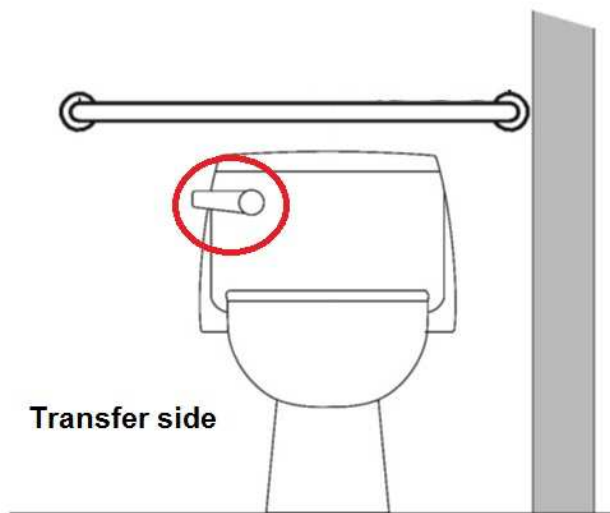
Flush controls shall be hand operated or automatic. Hand operated flush controls shall comply with 309. Flush controls shall be located on the open side of the water closet except in ambulatory accessible compartments complying with 604.8.2.

Citation:

2010 ADAS Section: 604.6

As Built:

The flush handle is located on the wrong side of the toilet.



Lobby: Men's Restroom

Lat/Long: [42.26712, -83.73264]

Finding: 13 - Toilet Location

The toilet is not located within the range allowed from the side wall or partition.

The centerline of the toilet must be 16 to 18 inches from the side wall.

2010 ADAS Section 604.2

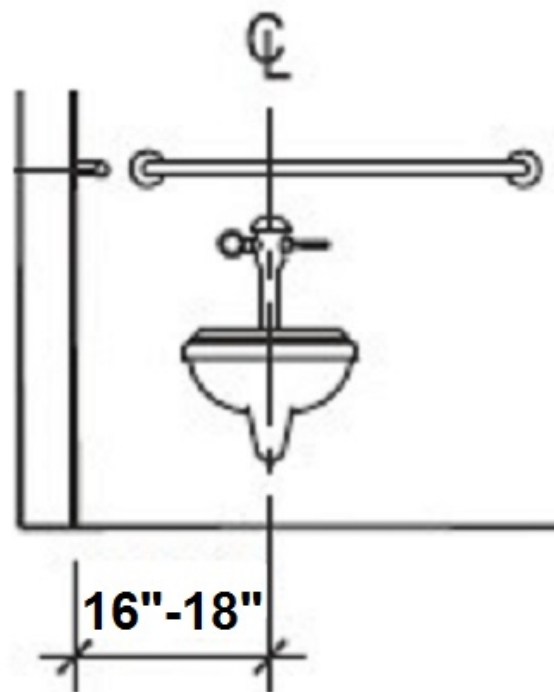
The water closet shall be positioned with a wall or partition to the rear and to one side. The centerline of the water closet shall be 16 inches (405 mm) minimum to 18 inches (455 mm) maximum from the side wall or partition, except that the water closet shall be 17 inches (430 mm) minimum and 19 inches (485 mm) maximum from the side wall or partition in the ambulatory accessible toilet compartment specified in 604.8.2. Water closets shall be arranged for a left-hand or right-hand approach.

Citation:

2010 ADAS Section: 604.2

As Built:

19 inches



Lobby: Men's Restroom

Lat/Long: [42.267, -83.73248]

Finding: 14 - Toilet Compartment

The toilet compartment is not wide enough.

Wheelchair accessible compartments shall be 60 inches wide minimum measured perpendicular to the side wall, and 56 inches deep minimum for wall hung water closets and 59 inches deep minimum for floor mounted water closets measured perpendicular to the rear wall.

2010 ADAS Section 604.8.1.1

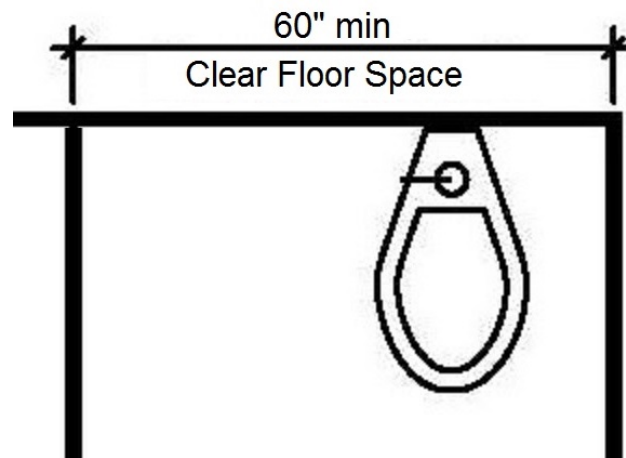
Wheelchair accessible compartments shall be 60 inches (1525 mm) wide minimum measured perpendicular to the side wall, and 56 inches (1420 mm) deep minimum for wall hung water closets and 59 inches (1500 mm) deep minimum for floor mounted water closets measured perpendicular to the rear wall. Wheelchair accessible compartments for children's use shall be 60 inches (1525 mm) wide minimum measured perpendicular to the side wall, and 59 inches (1500 mm) deep minimum for wall hung and floor mounted water closets measured perpendicular to the rear wall.

Citation:

2010 ADAS Section: 604.8.1.1

As Built:

The toilet compartment is too small.



Lobby: Women's Restroom

Lat/Long: [42.26624, -83.7327]

Finding: 15 - Mirror

The mirror is mounted too high.

Mirrors must have the bottom edge of the reflecting surface a maximum of 40 inches above the floor if above a sink or counter. Mirrors not located above lavatories or countertops shall be installed with the bottom edge of the reflecting surface 35 inches maximum above the finish floor or ground.

2010 ADAS Section 603.3

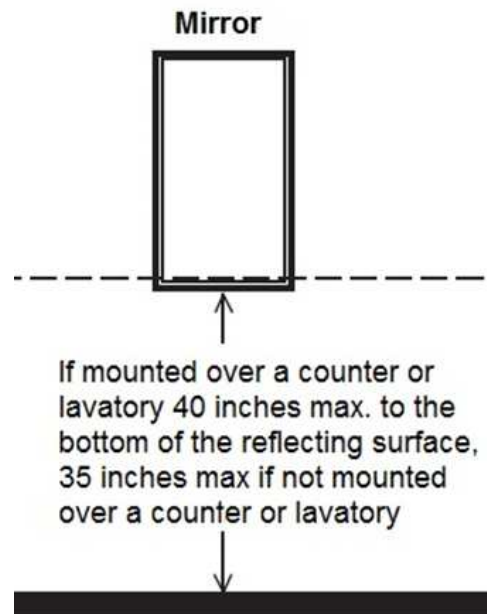
Mirrors located above lavatories or countertops shall be installed with the bottom edge of the reflecting surface 40 inches (1015 mm) maximum above the finish floor or ground. Mirrors not located above lavatories or countertops shall be installed with the bottom edge of the reflecting surface 35 inches (890 mm) maximum above the finish floor or ground.

Citation:

2010 ADAS Section: 603.3

As Built:

The mirror is mounted too high.



Lobby: Women's Restroom

Lat/Long: [42.26646, -83.73326]

Finding: 16 - Flush Handle

The flush handle is located on the wrong side of the toilet.

Controls shall be operable with one hand and shall not require tight grasping, pinching or twisting. Controls for the flush valves shall be mounted on the wide side of toilet areas, no more than 48 inches above the floor.

2010 ADAS Section 604.6

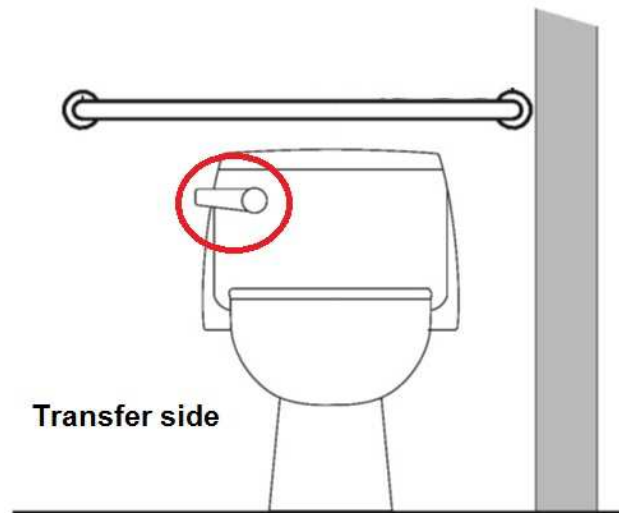
Flush controls shall be hand operated or automatic. Hand operated flush controls shall comply with 309. Flush controls shall be located on the open side of the water closet except in ambulatory accessible compartments complying with 604.8.2.

Citation:

2010 ADAS Section: 604.6

As Built:

The flush handle is located on the wrong side of the toilet.



Lobby: Women's Restroom

Lat/Long: [42.26646, -83.73326]

Finding: 17 - Toilet paper dispenser

The toilet paper dispenser is not installed within the compliant range.

Toilet paper dispensers shall be 7 inches minimum and 9 inches maximum in front of the water closet measured to the centerline of the dispenser. The outlet of the dispenser shall be 15 inches minimum and 48 inches maximum above the finish floor and shall not be located behind grab bars. Dispensers shall not be of a type that controls delivery or that does not allow continuous paper flow. There shall be a clearance of 1 1/2 inches minimum below the grab bar.

2010 ADAS Section 604.7

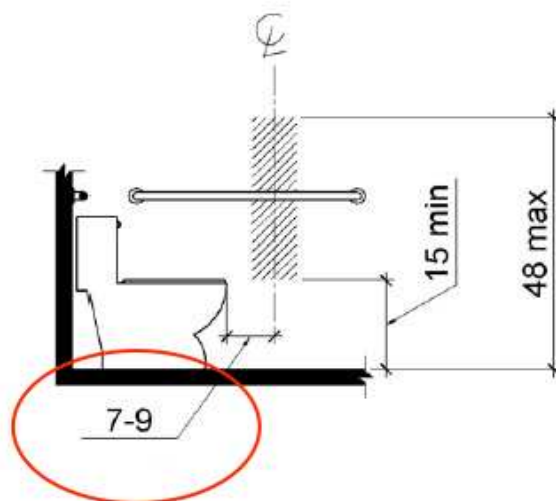
Toilet paper dispensers shall comply with 309.4 and shall be 7 inches (180 mm) minimum and 9 inches (230 mm) maximum in front of the water closet measured to the centerline of the dispenser. The outlet of the dispenser shall be 15 inches (380 mm) minimum and 48 inches (1220 mm) maximum above the finish floor and shall not be located behind grab bars. Dispensers shall not be of a type that controls delivery or that does not allow continuous paper flow.

Citation:

2010 ADAS Section: 604.7

As Built:

The toilet paper is not installed within the compliant range.



Lobby: Women's Restroom

Lat/Long: [42.26627, -83.73251]

Finding: 18 - Bench

The bench seat is not within compliant height range.

The top of the bench seat must be 17 inches minimum to 19 inches maximum above the finish floor.

2010 ADAS Section 903.5

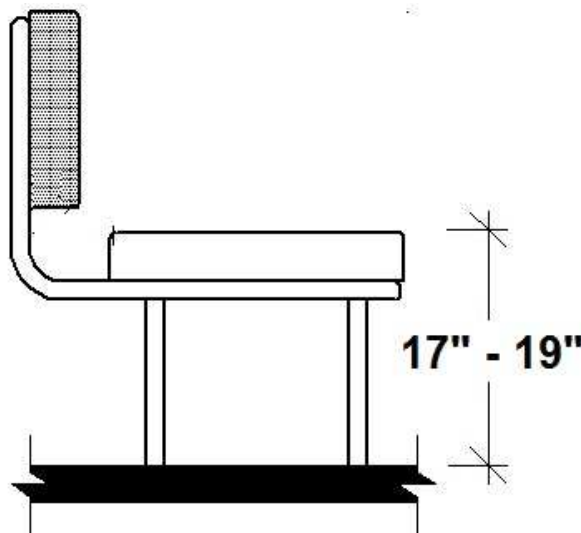
The top of the bench seat surface shall be 17 inches (430 mm) minimum and 19 inches (485 mm) maximum above the finish floor or ground.

Citation:

2010 ADAS Section: 903.5

As Built:

The bench seat is not within compliant height range.



Lobby: Women's Restroom

Lat/Long: [42.26626, -83.73258]

Finding: 19 - Clear floor space

Clear floor space adjacent to the bench has not been provided.

Clear floor or ground space shall be provided and be positioned at the end of the bench seat parallel to the short axis of the bench. The space must be 30 inches minimum by 48 inches minimum.

2010 ADAS Section 903.2

Clear floor or ground space complying with 305 shall be provided and shall be positioned at the end of the bench seat and parallel to the short axis of the bench.

Citation:

2010 ADAS Section: 903.2

As Built:

The clear floor space is not provided.



Lobby: Women's Restroom

Lat/Long: [42.26994, -83.72965]

Finding: 20 - Reach Range

The dispenser's operation mechanism is too high off the floor.

Dispensers must have all operable parts a maximum of 48 inches above the floor.

2010 ADAS Section 308.2.1

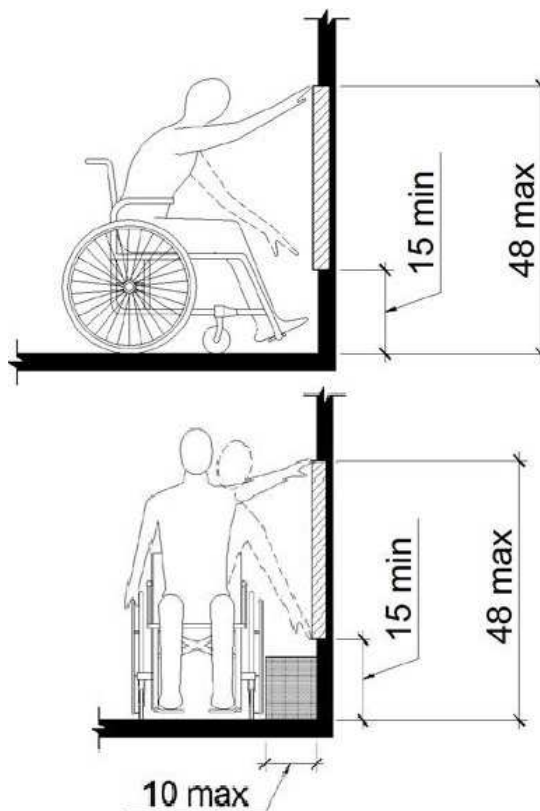

Where a forward reach is unobstructed, the high forward reach shall be 48 inches (1220 mm) maximum and the low forward reach shall be 15 inches (380 mm) minimum above the finish floor or ground.

Citation:

2010 ADAS Section: 308.2.1

As Built:

The dispenser is out of reach range.



Lobby: Entrance

Lat/Long: [42.2662, -83.73248]

Finding: 21 - Maneuvering clearance

The maneuvering clearance at the entrance door exceeds 2% slope.

Exterior doors with a front approach must have a landing on the pull side that is a minimum of 60 inches in depth perpendicular to the door in a close position by a minimum width dimension of 18 inches plus the door width. The additional 18 inches must extend past the door on the latch side. The entire maneuvering clearance must be free of obstructions and must be flat (2% max. slope is considered flat in any direction).

2010 ADAS Section 404.2.4.4

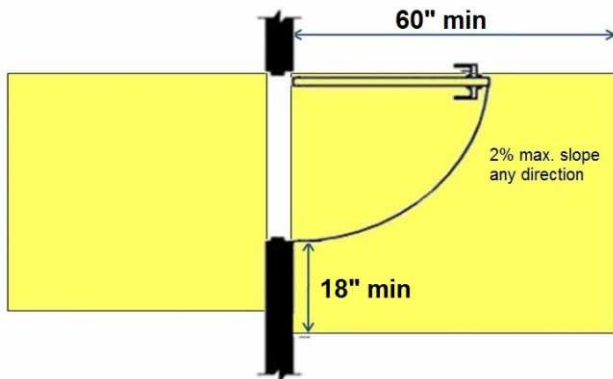
Floor or ground surface within required maneuvering clearances shall comply with 302. Changes in level are not permitted.

Citation:

2010 ADAS Section: 404.2.4.4

As Built:

5.6%



Lobby: Entrance

Lat/Long: [42.26641, -83.73252]

Finding: 22 - Running Slope

The ramps exceeds the maximum running slope (direction of travel) allowable of 8.33%.

Ramps should have the least possible slope but in no case more than 8.3% (1:12).

2010 ADAS Section 405.2

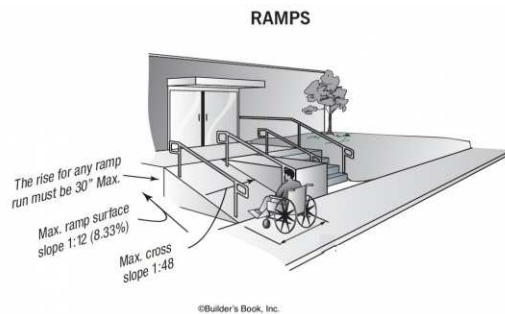
Ramp runs shall have a running slope not steeper than 1:12.

Citation:

2010 ADAS Section: 405.2

As Built:

12%



Lobby: Entrance

Lat/Long: [42.26641, -83.73252]

Finding: 23 - Handrails

The ramp does not have compliant handrails.

Handrails are required on both sides of all surfaces that are sloped greater than 5 percent (1:20). Handrails must be between 34 inches and 38 inches above the ramp surface, must extend 12 inches beyond the top and bottom of the ramp and be parallel to the floor or ground surface. The diameter of the handrails must be between 1 1/4 inches and 2 inches in cross-sectional nominal dimension for circular handrails. Handrail gripping surfaces with a non-circular cross section shall have a perimeter dimension of 4 inches minimum and 6 1/4 inches maximum, and a cross-section dimension of 2 1/4 inches maximum. The space between handrails and walls must be 1 1/2 inches minimum.

2010 ADAS Section 505.1

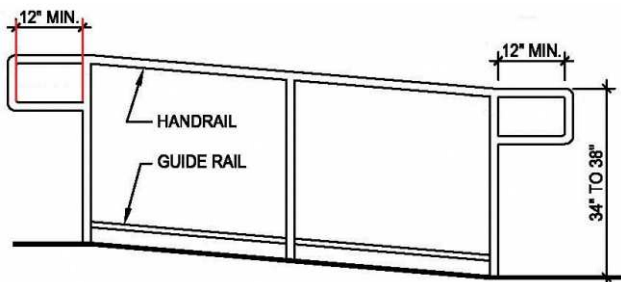
Handrails provided along walking surfaces complying with 403, required at ramps complying with 405, and required at stairs complying with 504 shall comply with 505.

Citation:

2010 ADAS Section: 505.1

As Built:

Missing handrails on both sides



Hallway Area: Hallway

Lat/Long: [42.26651, -83.73288]

Finding: 24 - Door knobs

The door/gate operating hardware is not accessible.

Hand-activated door/gate opening hardware, handles, pulls, latches, locks, and other operating devices on accessible doors shall have a shape that is easy to grasp with one hand and does not require tight grasping, pinching or twisting of the wrist to operate. Hardware shall be 34 inches minimum and 48 inches maximum above the finish floor or ground.

2010 ADAS Section 404.2.7

Handles, pulls, latches, locks, and other operable parts on doors and gates shall comply with 309.4. Operable parts of such hardware shall be 34 inches (865 mm) minimum and 48 inches (1220 mm) maximum above the finish floor or ground. Where sliding doors are in the fully open position, operating hardware shall be exposed and usable from both sides.

Citation:

2010 ADAS Section: 404.2.7

As Built:

3 door knobs in the hallway



Hallway Area: Hallway

Lat/Long: [42.26634, -83.73212]

Finding: 25 - Knee Clearance

There is not enough knee clearance under the drinking fountain.

The drinking fountain must have a clear knee space between the bottom of the drinking fountain and the floor not less than 27 inches in height, 30 inches in width, and 8 inches in depth.

2010 ADAS Section 602.2

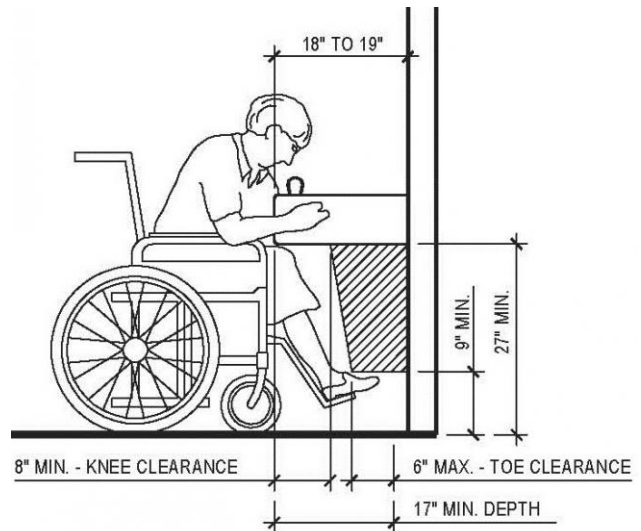
Units shall have a clear floor or ground space complying with 305 positioned for a forward approach and centered on the unit. Knee and toe clearance complying with 306 shall be provided.

Citation:

2010 ADAS Section: 602.2

As Built:

Knee clearance is 24"



Classroom B

Lat/Long: [42.26627, -83.73255]

Finding: 26 - Knee clearance

The knee clearance is not compliant.

The knee clearance shall be 11 inches deep minimum at 9 inches above the finish floor or ground, and 8 inches deep minimum at 27 inches above the finish floor or ground and 30 inches wide minimum.

Between 9 inches and 27 inches above the finish floor or ground, the knee clearance shall be permitted to reduce at a rate of 1 inch in depth for each 6 inches in height.

2010 ADAS Section 306.3.3

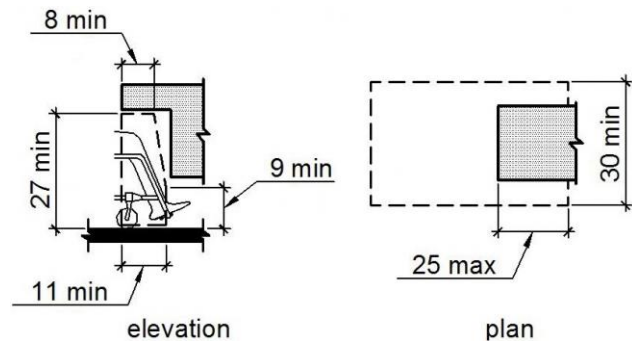
Where knee clearance is required under an element as part of a clear floor space, the knee clearance shall be 11 inches (280 mm) deep minimum at 9 inches (230 mm) above the finish floor or ground, and 8 inches (205 mm) deep minimum at 27 inches (685 mm) above the finish floor or ground.

Citation:

2010 ADAS Section: 306.3.3

As Built:

There is not enough knee clearance



Classroom B

Lat/Long: [42.26636, -83.73227]

Finding: 27 - Door knobs

The door/gate operating hardware is not accessible.

Hand-activated door/gate opening hardware, handles, pulls, latches, locks, and other operating devices on accessible doors shall have a shape that is easy to grasp with one hand and does not require tight grasping, pinching or twisting of the wrist to operate. Hardware shall be 34 inches minimum and 48 inches maximum above the finish floor or ground.

2010 ADAS Section 404.2.7

Handles, pulls, latches, locks, and other operable parts on doors and gates shall comply with 309.4. Operable parts of such hardware shall be 34 inches (865 mm) minimum and 48 inches (1220 mm) maximum above the finish floor or ground. Where sliding doors are in the fully open position, operating hardware shall be exposed and usable from both sides.

Citation:

2010 ADAS Section: 404.2.7

As Built:

Door knobs found in classroom B



Dance Classroom

Lat/Long: [42.26659, -83.73357]

Finding: 28 - Door knobs

The door/gate operating hardware is not accessible.

Hand-activated door/gate opening hardware, handles, pulls, latches, locks, and other operating devices on accessible doors shall have a shape that is easy to grasp with one hand and does not require tight grasping, pinching or twisting of the wrist to operate. Hardware shall be 34 inches minimum and 48 inches maximum above the finish floor or ground.

2010 ADAS Section 404.2.7

Handles, pulls, latches, locks, and other operable parts on doors and gates shall comply with 309.4. Operable parts of such hardware shall be 34 inches (865 mm) minimum and 48 inches (1220 mm) maximum above the finish floor or ground. Where sliding doors are in the fully open position, operating hardware shall be exposed and usable from both sides.

Citation:

2010 ADAS Section: 404.2.7

As Built:

Door knobs found in the Dance classroom



Ceramics Room

Lat/Long: [42.26625, -83.73311]

Finding: 29 - Protruding Object

The clay extruder projects more than 4 inches into the circulation path.

Wall-mounted objects that have leading edges between 27 inches and 80 inches from the floor must not project more than 4 inches into the circulation path. Protruding objects that extend to the floor or within 27 inches of the floor are cane detectable and are therefore not hazardous. Where it is necessary or desirable to have objects protrude from the wall, a manner of cane detection must be provided.

2010 ADAS Section 307.2

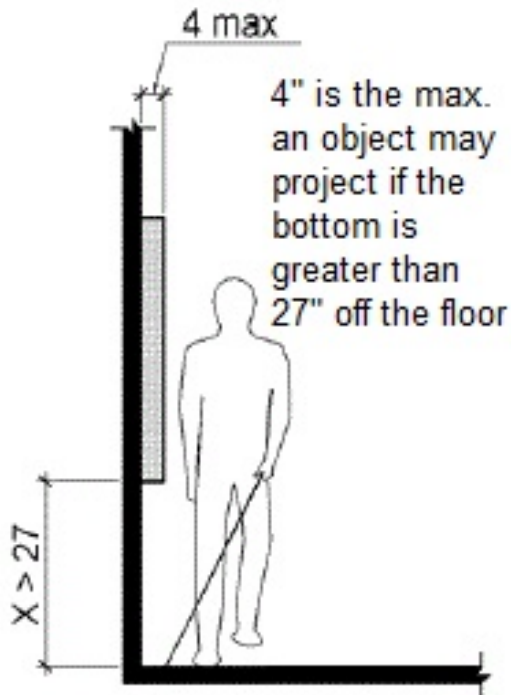
Objects with leading edges more than 27 inches (685 mm) and not more than 80 inches (2030 mm) above the finish floor or ground shall protrude 4 inches (100 mm) maximum horizontally into the circulation path.

Citation:

2010 ADAS Section: 307.2

As Built:

The clay extruder projects more than 4 inches into the circulation path.



Ceramics Room

Lat/Long: [42.26617, -83.73325]

Finding: 30 - Protruding Object

The shelf projects more than 4 inches into the circulation path.

Wall-mounted objects that have leading edges between 27 inches and 80 inches from the floor must not project more than 4 inches into the circulation path. Protruding objects that extend to the floor or within 27 inches of the floor are cane detectable and are therefore not hazardous. Where it is necessary or desirable to have objects protrude from the wall, a manner of cane detection must be provided.

2010 ADAS Section 307.2

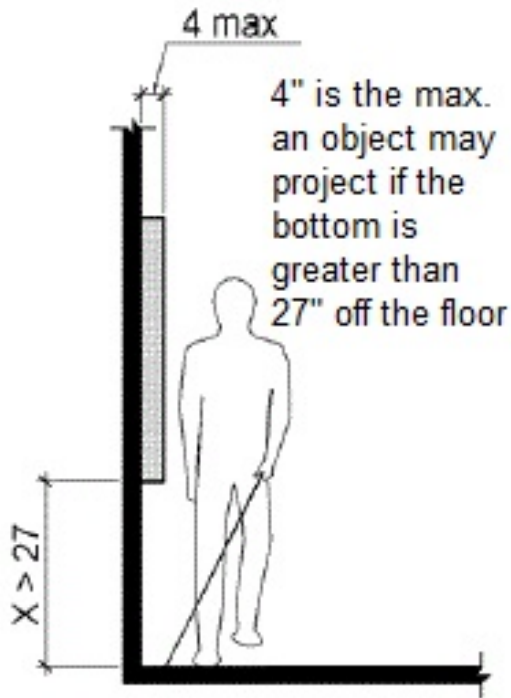
Objects with leading edges more than 27 inches (685 mm) and not more than 80 inches (2030 mm) above the finish floor or ground shall protrude 4 inches (100 mm) maximum horizontally into the circulation path.

Citation:

2010 ADAS Section: 307.2

As Built:

The shelf projects more than 4 inches into the circulation path.



Ceramics Room

Lat/Long: [42.26622, -83.7332]

Finding: 31 - Knee Clearance

The knee clearance is not compliant.

The knee clearance shall be 11 inches deep minimum at 9 inches above the finish floor or ground, and 8 inches deep minimum at 27 inches above the finish floor or ground and 30 inches wide minimum.

Between 9 inches and 27 inches above the finish floor or ground, the knee clearance shall be permitted to reduce at a rate of 1 inch in depth for each 6 inches in height.

2010 ADAS Section 306.3.3

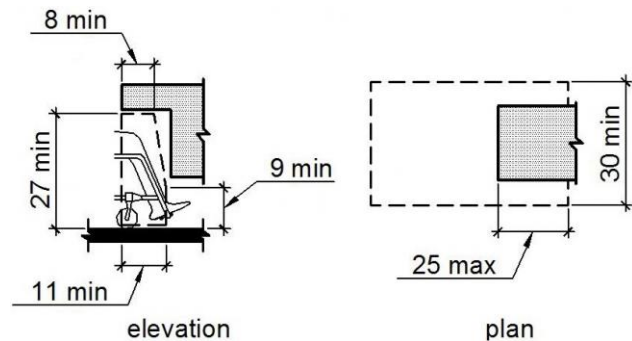
Where knee clearance is required under an element as part of a clear floor space, the knee clearance shall be 11 inches (280 mm) deep minimum at 9 inches (230 mm) above the finish floor or ground, and 8 inches (205 mm) deep minimum at 27 inches (685 mm) above the finish floor or ground.

Citation:

2010 ADAS Section: 306.3.3

As Built:

There is no knee clearance



Site Accessibility Evaluation



Depot Park

808 N Main St

Kerrytown, MI 48104

ADA Only

Inspection Date: 05/23/2022

Inspectors: Aileen Dryden, Arturo Pinero

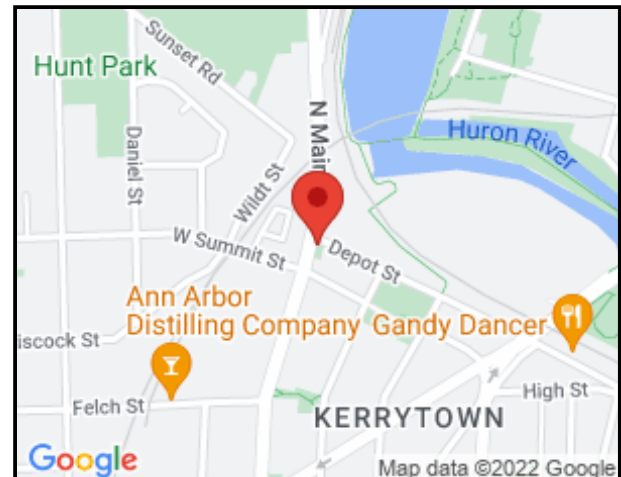
Prepared By



(512) 410 - 7059

alturalp.com

Report Date: 11/15/2022



DNR Accessibility Grading System for Parks and Recreation Facilities

Accessibility Grade

Definition

1

None of the facilities meet accessibility guidelines

2

Some facilities meet accessibility guidelines

3

Most facilities meet accessibility guidelines

4

The entire park meets accessibility guidelines

5

The entire park was developed using the principles of universal design

Site Accessibility Evaluation



**Devonshire Park
2985 Devonshire Rd
Ann Arbor, MI 48104
ADA Only**

Inspection Date: 05/23/2022

Inspectors: Aileen Dryden, Arturo Pinero

Prepared By



(512) 410 - 7059

alturalp.com

Report Date: 11/15/2022



DNR Accessibility Grading System for Parks and Recreation Facilities

Accessibility Grade

Definition

1

None of the facilities meet accessibility guidelines

2

Some facilities meet accessibility guidelines

3

Most facilities meet accessibility guidelines


4

The entire park meets accessibility guidelines

5

The entire park was developed using the principles of universal design

Site Accessibility Evaluation



Dhu Varren Woods Nature Area
2050 Dhu Varren Rd
Ann Arbor, MI 48104
ADA Only

Inspection Date: 07/11/2022

Inspectors: Aileen Dryden, Arturo Pinero, Jesus Lardizabal, Juvelyn Owen, Olaf Brunjes

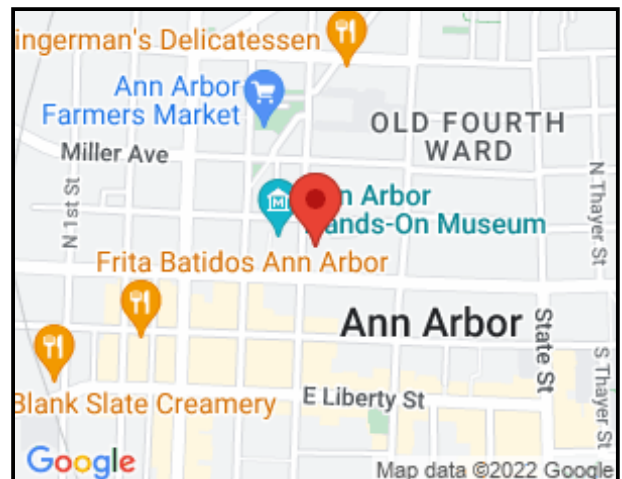
Prepared By



(512) 410 - 7059

alturalp.com

Report Date: 11/15/2022



DNR Accessibility Grading System for Parks and Recreation Facilities

Accessibility Grade

Definition

1

None of the facilities meet accessibility guidelines

2

Some facilities meet accessibility guidelines

3

Most facilities meet accessibility guidelines

4

The entire park meets accessibility guidelines

5

The entire park was developed using the principles of universal design

Site Accessibility Evaluation



Dicken Park
1905 S Maple Rd
Ann Arbor, MI 48104
ADA Only

Inspection Date: 07/11/2022

Inspectors: Aileen Dryden, Arturo Pinero, Jesus Lardizabal, Juvelyn Owen, Olaf Brunjes

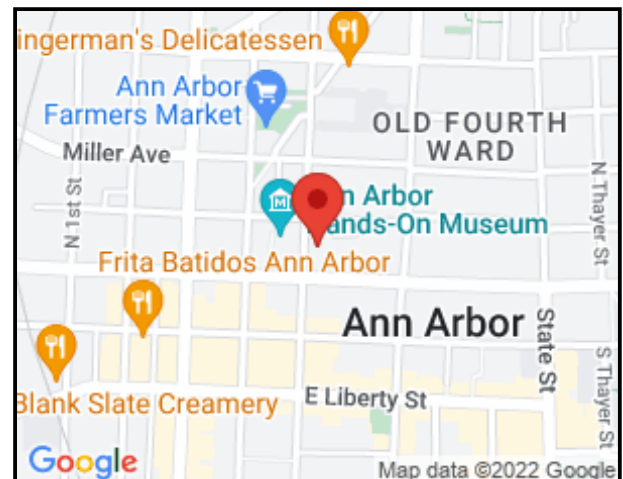
Prepared By



(512) 410 - 7059

alturalp.com

Report Date: 11/15/2022



DNR Accessibility Grading System for Parks and Recreation Facilities

Accessibility Grade

Definition

1

None of the facilities meet accessibility guidelines

2

Some facilities meet accessibility guidelines

3

Most facilities meet accessibility guidelines


4

The entire park meets accessibility guidelines

5

The entire park was developed using the principles of universal design

Site Accessibility Evaluation



**Dicken Woods
1495 S Maple Rd
Ann Arbor, MI 48104
ADA Only**

Inspection Date: 07/11/2022

Inspectors: Aileen Dryden, Arturo Pinero, Jesus Lardizabal, Juvelyn Owen, Olaf Brunjes

Prepared By



(512) 410 - 7059

alturalp.com

Report Date: 11/15/2022



DNR Accessibility Grading System for Parks and Recreation Facilities

Accessibility Grade

Definition

1

None of the facilities meet accessibility guidelines

2

Some facilities meet accessibility guidelines

3

Most facilities meet accessibility guidelines

4

The entire park meets accessibility guidelines

5

The entire park was developed using the principles of universal design

Trail System: Trail

Lat/Long: [42.26332, -83.77948]

Finding: 1

The walkway contains abrupt vertical edges and/or variations over a 1/2 inch.

1/4 inch is the maximum vertical rise. Changes in level between 1/4 inch and 1/2 inch must be beveled at 1:2 or less.

Changes in level greater than 1/2 inch must be by way of a ramp.

2010 ADAS Section 303.3

Changes in level between 1/4 inch (6.4 mm) high minimum and 1/2 inch (13 mm) high maximum shall be beveled with a slope not steeper than 1:2.

2010 ADAS Section 303.2

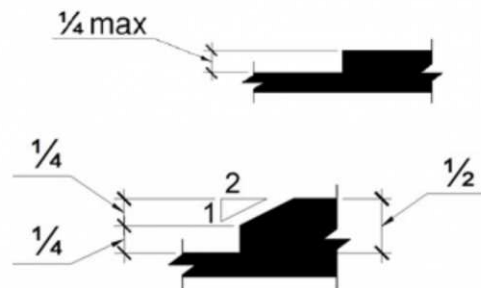
Changes in level of 1/4 inch (6.4 mm) high maximum shall be permitted to be vertical.

Citation:

2010 ADAS Section: 303.3, 303.2

As Built:

Vertical change of 2 inches.



Trail System: Trail

Lat/Long: [42.26313, -83.77927]

Finding: 2

The accessible route on the site has running slopes greater than 5 percent and has not been constructed as a ramp (i.e. handrails, edge protection, etc.).

When the slope in the direction of travel of any walk exceeds 1 unit vertical in 20 units horizontal (5-percent slope), it must be constructed as a ramp. Surface cross slopes must not exceed one unit vertical in 48 units horizontal (2-percent slope).

2010 ADAS Section 403.3

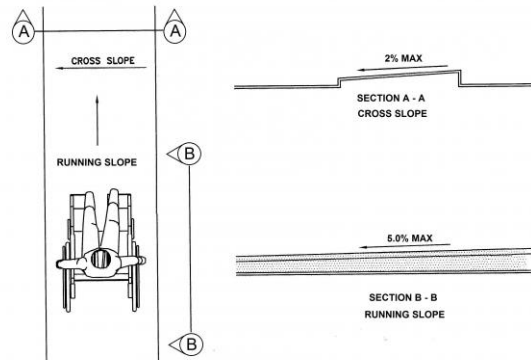
The running slope of walking surfaces shall not be steeper than 1:20. The cross slope of walking surfaces shall not be steeper than 1:48.

Citation:

2010 ADAS Section: 403.3

As Built:

11%



Trail System: Trail

Lat/Long: [42.26313, -83.77927]

Finding: 3

The accessible route has running slopes greater than 5% and has not been constructed as a ramp (i.e. handrails, edge protection, etc.). Cross slopes are greater than 2% across the width of the walk.

When the slope in the direction of travel of any walk exceeds 1 unit vertical in 20 units horizontal (5-percent slope), it must be constructed as a ramp. Surface cross slopes must not exceed 1 unit vertical in 48 units horizontal (2-percent slope).

2010 ADAS Section 403.3

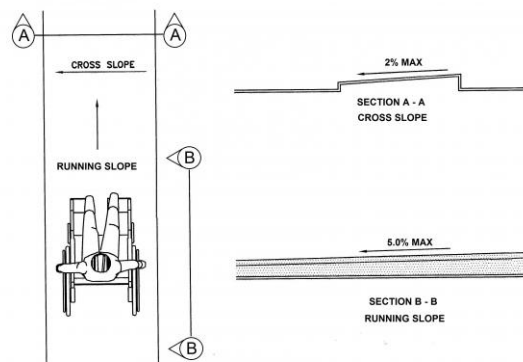
The running slope of walking surfaces shall not be steeper than 1:20. The cross slope of walking surfaces shall not be steeper than 1:48.

Citation:

2010 ADAS Section: 403.3

As Built:

All route is not compliant



Site Accessibility Evaluation



Dolph Nature Area
465 S Wagner Rd
Ann Arbor, MI 48104
ADA Only

Inspection Date: 07/11/2022

Inspectors: Aileen Dryden, Arturo Pinero, Jesus Lardizabal, Juvelyn Owen, Olaf Brunjes

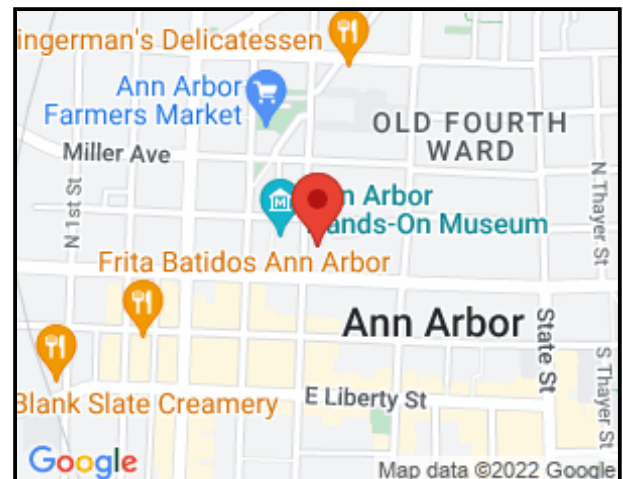
Prepared By



(512) 410 - 7059

alturalp.com

Report Date: 11/15/2022



DNR Accessibility Grading System for Parks and Recreation Facilities

Accessibility Grade

Definition

1

None of the facilities meet accessibility guidelines

2

Some facilities meet accessibility guidelines

3

Most facilities meet accessibility guidelines

4

The entire park meets accessibility guidelines

5

The entire park was developed using the principles of universal design

Parking: Parking Lot

Lat/Long: [42.27856, -83.79874]

Finding: 1

There are no accessible parking stalls.

Each lot where parking is provided for the public as clients, guests or employees, shall provide accessible parking and shall be located on the shortest accessible route of travel from adjacent parking to an accessible entrance.

There are a total of (XX) parking stalls in the parking lot that could be reasonably associated with this facility. There should be a minimum of (XX) accessible stalls with a minimum of (XX) being designed as van accessible.

2010 ADAS Section 208.2

Parking spaces complying with 502 shall be provided in accordance with Table 208.2 except as required by 208.2.1, 208.2.2, and 208.2.3. Where more than one parking facility is provided on a site, the number of accessible spaces provided on the site shall be calculated according to the number of spaces required for each parking facility.

Citation:

2010 ADAS Section: 208.2

As Built:

Parking lot undeveloped



Total Number of Parking Spaces Provided in Parking Facility	Minimum Number of Required Accessible Parking Spaces
1 to 25	1
26 to 50	2
51 to 75	3
76 to 100	4
101 to 150	5
151 to 200	6
201 to 300	7
301 to 400	8
401 to 500	9
501 to 1000	2 percent of total
1001 and over	20, plus 1 for each 100, or fraction thereof, over 1000

Site Accessibility Evaluation



**Douglas Park
1708 Cambridge Rd
Burns Park, MI 48104
ADA Only**

Inspection Date: 05/23/2022

Inspectors: Aileen Dryden, Arturo Pinero

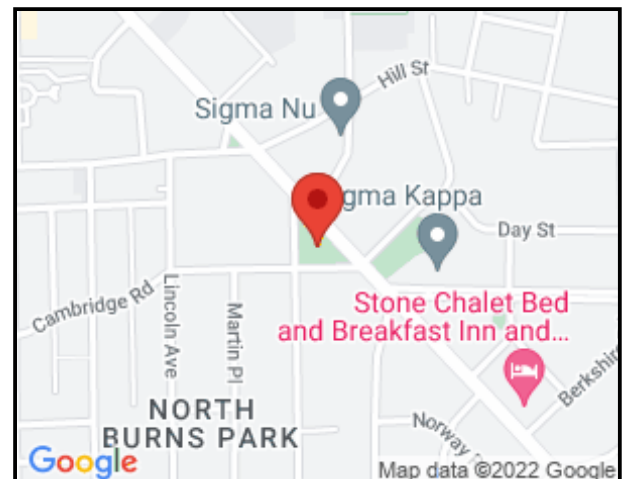
Prepared By



(512) 410 - 7059

alturalp.com

Report Date: 11/15/2022



DNR Accessibility Grading System for Parks and Recreation Facilities

Accessibility Grade

Definition

1

None of the facilities meet accessibility guidelines

2

Some facilities meet accessibility guidelines

3

Most facilities meet accessibility guidelines

4

The entire park meets accessibility guidelines

5

The entire park was developed using the principles of universal design

Trail System: Trail

Lat/Long: [42.27075, -83.7267]

Finding: 1 - Brick Paver Area

The walkway contains abrupt vertical edges and/or variations over 1/4 inch.

1/4 inch is the maximum vertical rise. Changes in level between 1/4 inch and 1/2 inch must be beveled at 1:2 or less.

Changes in level greater than 1/2 inch must be by way of a ramp.

2010 ADAS Section 303.3

Changes in level between 1/4 inch (6.4 mm) high minimum and 1/2 inch (13 mm) high maximum shall be beveled with a slope not steeper than 1:2.

2010 ADAS Section 303.2

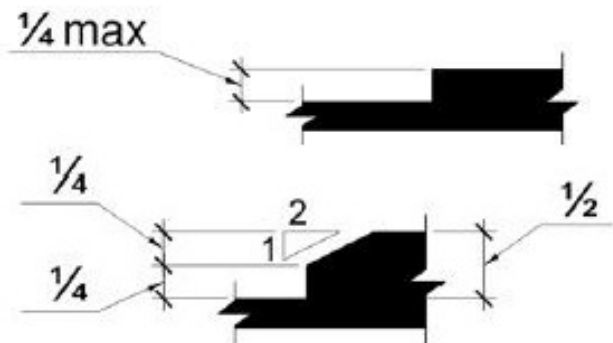
Changes in level of 1/4 inch (6.4 mm) high maximum shall be permitted to be vertical.

Citation:

2010 ADAS Section: 303.3, 303.2

As Built:

N/A



Green Space: Receptacle

Lat/Long: [42.27085, -83.72614]

Finding: 2 - Route

The accessible route contains loose gravel and/or surface materials that do not provide for a stable, firm slip resistant surface.

Floor and ground surfaces shall be stable, firm, and slip resistant.

2010 ADAS Section 302.1

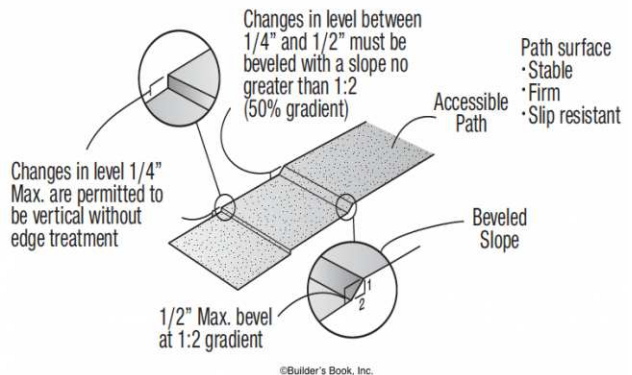

Floor and ground surfaces shall be stable, firm, and slip resistant and shall comply with 302.

Citation:


2010 ADAS Section: 302.1

As Built:

Surface is grass



Site Accessibility Evaluation



**Dr. Harold Lockett Park
2250 Winchell Dr**

Bryant Pattengill East, MI 48104

ADA Only

Inspection Date: 05/23/2022

Inspectors: Aileen Dryden, Arturo Pinero

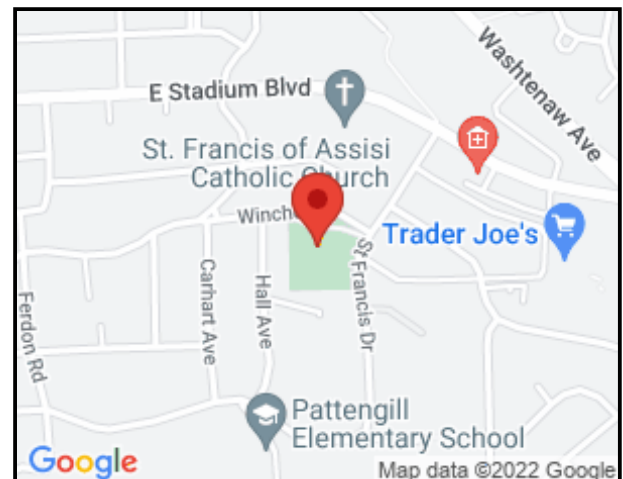
Prepared By



(512) 410 - 7059

alturalp.com

Report Date: 11/15/2022



Trail System: Trail

Lat/Long: [42.25917, -83.71696]

Finding: 1

The accessible route on the site has running slopes greater than 5 percent and has not been constructed as a ramp (i.e. handrails, edge protection, etc.).

When the slope in the direction of travel of any walk exceeds 1 unit vertical in 20 units horizontal (5-percent slope), it must be constructed as a ramp. Surface cross slopes must not exceed one unit vertical in 48 units horizontal (2-percent slope).

2010 ADAS Section 403.3

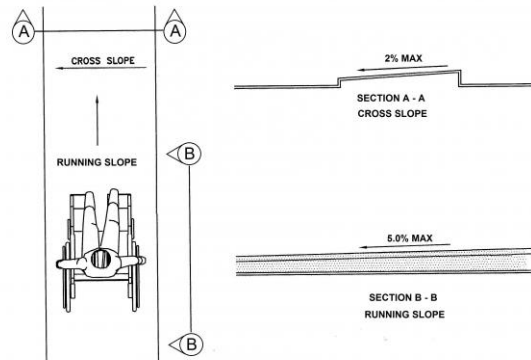
The running slope of walking surfaces shall not be steeper than 1:20. The cross slope of walking surfaces shall not be steeper than 1:48.

Citation:

2010 ADAS Section: 403.3

As Built:

N/A



Finding #1 Additional Finding Photos



Green Space: Picnic Area

Lat/Long: [42.2589, -83.71691]

Finding: 2 - Route

The accessible route contains loose gravel and/or surface materials that do not provide for a stable, firm slip resistant surface.

Floor and ground surfaces shall be stable, firm, and slip resistant.

2010 ADAS Section 302.1

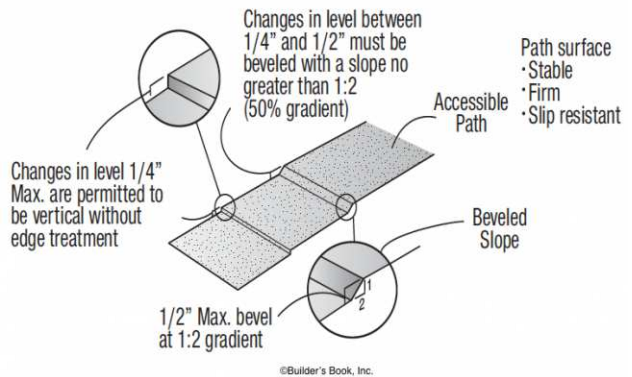
Floor and ground surfaces shall be stable, firm, and slip resistant and shall comply with 302.

Citation:

2010 ADAS Section: 302.1

As Built:

Surface is grass



Play Area: Entry

Lat/Long: [42.25904, -83.71797]

Finding: 3 - Route

The route contains openings greater than 1/2 inch.

Openings in floor or ground surfaces shall not allow passage of a sphere more than 1/2 inch diameter. Elongated openings shall be placed so that the long dimension is perpendicular to the dominant direction of travel.

2010 ADAS Section 302.3

Openings in floor or ground surfaces shall not allow passage of a sphere more than 1/2 inch (13 mm) diameter except as allowed in 407.4.3, 409.4.3, 410.4, 810.5.3 and 810.10. Elongated openings shall be placed so that the long dimension is perpendicular to the dominant direction of travel.

Citation:

2010 ADAS Section: 302.3

As Built:

Opening between sidewalk and access ramp to the playground



Finding #3 Additional Finding Photos



Play Area: Swings

Lat/Long: [42.25885, -83.71759]

Finding: 4

Compliance with ASTM F1951 for accessibility for ground surfaces on accessible routes, clear floor or ground spaces, and turning spaces has not been determined.

Ground surfaces shall comply with ASTM F 1951. Ground surfaces shall be inspected and maintained regularly and frequently to ensure continued compliance with ASTM F 1951.

2010 ADAS Section 1008.2.6.1

Ground surfaces shall comply with ASTM F 1951 (incorporated by reference, see "Referenced Standards" in Chapter 1). Ground surfaces shall be inspected and maintained regularly and frequently to ensure continued compliance with ASTM F 1951.

Citation:

2010 ADAS Section: 1008.2.6.1

As Built:

N/A



Finding #4 Additional Finding Photos



Play Area: Playground

Lat/Long: [42.25896, -83.71804]

Finding: 5

Compliance with ASTM F1951 for accessibility for ground surfaces on accessible routes, clear floor or ground spaces, and turning spaces has not been determined.

Ground surfaces shall comply with ASTM F 1951. Ground surfaces shall be inspected and maintained regularly and frequently to ensure continued compliance with ASTM F 1951.

2010 ADAS Section 1008.2.6.1

Ground surfaces shall comply with ASTM F 1951 (incorporated by reference, see "Referenced Standards" in Chapter 1). Ground surfaces shall be inspected and maintained regularly and frequently to ensure continued compliance with ASTM F 1951.

Citation:

2010 ADAS Section: 1008.2.6.1

As Built:

N/A



Finding #5 Additional Finding Photos



Baseball Field: Seating

Lat/Long: [42.25822, -83.71853]

Finding: 6 - spectator seating

Based on the number of seats provided in this area (XX), there should be a minimum of (XX) wheelchair seating spaces.

Wheelchair spaces shall be provided in assembly areas with fixed seating.

2010 ADAS Section 221.2

Wheelchair spaces complying with 221.2 shall be provided in assembly areas with fixed seating.

2010 ADAS Section 221.2.1.1

Wheelchair spaces complying with 802.1 shall be provided in accordance with Table 221.2.1.1.

Citation:

2010 ADAS Section: 221.2, 221.2.1.1

As Built:

N/A



Number of Seats	Minimum Number of Required Wheelchair Spaces
4 to 25	1
26 to 50	2
51 to 150	4
151 to 300	5
301 to 500	6
501 to 5000	6, plus 1 for each 150, or fraction thereof, between 501 through 5000
5001 and over	36, plus 1 for each 200, or fraction thereof, over 5000

Baseball Field: Dugouts

Lat/Long: [42.25812, -83.71838]

Finding: 7 - dugout

An accessible wheelchair space is not provided in the team/player seating area.

At least one wheelchair space shall be provided in team or player seating areas serving areas of sport activity.

2010 ADAS Section 221.2.1.4


At least one wheelchair space complying with 802.1 shall be provided in team or player seating areas serving areas of sport activity.

Citation:

2010 ADAS Section: 221.2.1.4

As Built:

N/A



Baseball Field: Route

Lat/Long: [42.25844, -83.71849]

Finding: 8 - route

There is no accessible route to the element.

At least one accessible route shall connect accessible buildings, accessible facilities, accessible elements, and accessible spaces that are on the same site.

2010 ADAS Section 206.2.2

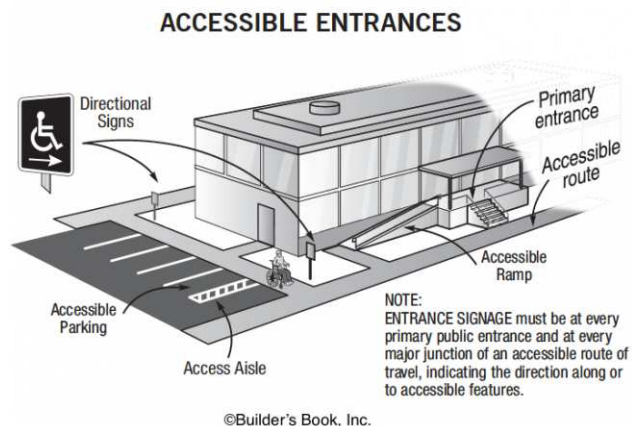
At least one accessible route shall connect accessible buildings, accessible facilities, accessible elements, and accessible spaces that are on the same site.

Citation:

2010 ADAS Section: 206.2.2

As Built:

N/A



Site Accessibility Evaluation



Earhart Park
805 Earhart Road
Old Fourth Ward, MI 48104
ADA Only
Inspection Date: 05/23/2022
Inspectors: Aileen Dryden, Arturo Pinero

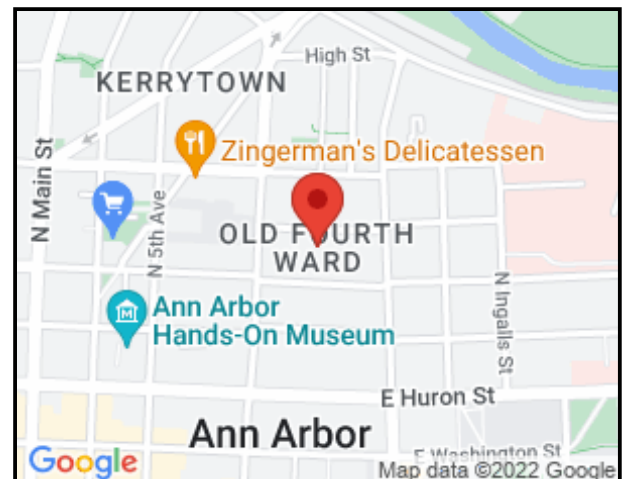
Prepared By



(512) 410 - 7059

alturalp.com

Report Date: 11/15/2022



DNR Accessibility Grading System for Parks and Recreation Facilities

Accessibility Grade

Definition

1

None of the facilities meet accessibility guidelines

2

Some facilities meet accessibility guidelines

3

Most facilities meet accessibility guidelines

4

The entire park meets accessibility guidelines

5

The entire park was developed using the principles of universal design

Site Accessibility Evaluation



Earhart West Park

3603 Fox Hunt Drive

Old Fourth Ward, MI 48104

ADA Only

Inspection Date: 05/23/2022

Inspectors: Arturo Pinero, Aileen Dryden, Juvelyn Owen

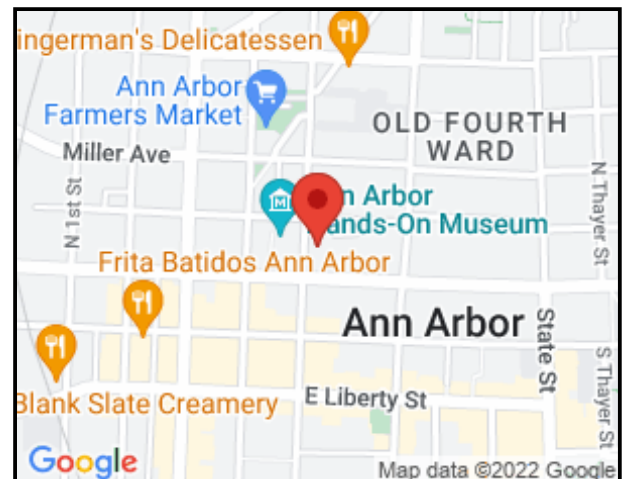
Prepared By



(512) 410 - 7059

alturalp.com

Report Date: 11/15/2022



DNR Accessibility Grading System for Parks and Recreation Facilities

Accessibility Grade

Definition

1

None of the facilities meet accessibility guidelines

2

Some facilities meet accessibility guidelines

3

Most facilities meet accessibility guidelines

4

The entire park meets accessibility guidelines

5

The entire park was developed using the principles of universal design

Green Space: Picnic Area

Lat/Long: [42.28557, -83.68915]

Finding: 1 - Accessible Route

There is no accessible route of travel from the public way.

At least one accessible route shall be provided within the site from accessible parking spaces and accessible passenger loading zones; public streets and sidewalks; and public transportation stops to the accessible building or facility they serve.

2010 ADAS Section 206.2.1

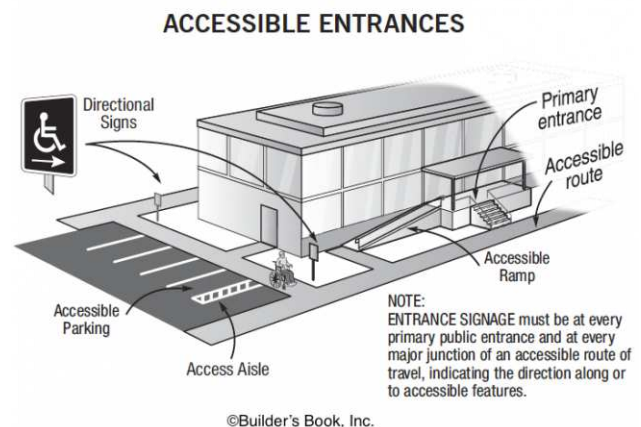
At least one accessible route shall be provided within the site from accessible parking spaces and accessible passenger loading zones; public streets and sidewalks; and public transportation stops to the accessible building or facility entrance they serve.

Citation:

2010 ADAS Section: 206.2.1

As Built:

Surface is grass



Site Accessibility Evaluation



Eberwhite Nature Area
20 Ridgemor Dr
Ann Arbor, MI 48104
ADA Only

Inspection Date: 07/11/2022

Inspectors: Aileen Dryden, Arturo Pinero, Jesus Lardizabal, Juvelyn Owen, Olaf Brunjes

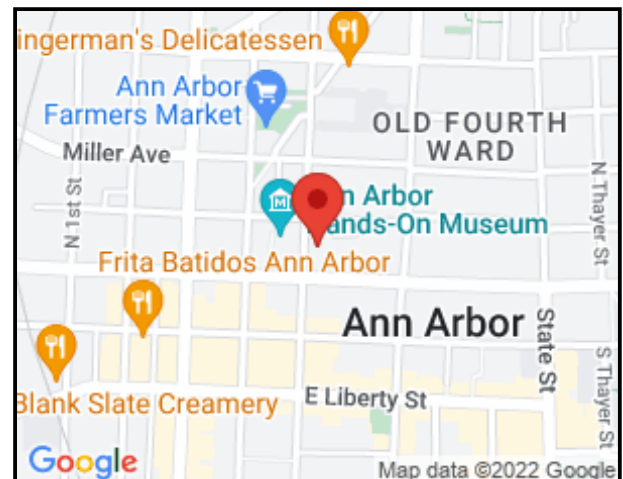
Prepared By



(512) 410 - 7059

alturalp.com

Report Date: 11/15/2022



DNR Accessibility Grading System for Parks and Recreation Facilities

Accessibility Grade

Definition

1

None of the facilities meet accessibility guidelines

2

Some facilities meet accessibility guidelines

3

Most facilities meet accessibility guidelines


4

The entire park meets accessibility guidelines

5

The entire park was developed using the principles of universal design

Site Accessibility Evaluation



**Eisenhower Park
2235 Scio Church Rd
Ann Arbor, MI 48104
ADA Only**

Inspection Date: 07/11/2022

Inspectors: Aileen Dryden, Arturo Pinero, Jesus Lardizabal, Juvelyn Owen, Olaf Brunjes

Prepared By



(512) 410 - 7059

alturalp.com

Report Date: 11/15/2022



DNR Accessibility Grading System for Parks and Recreation Facilities

Accessibility Grade

Definition

1

None of the facilities meet accessibility guidelines

2

Some facilities meet accessibility guidelines

3

Most facilities meet accessibility guidelines

4

The entire park meets accessibility guidelines

5

The entire park was developed using the principles of universal design

Site Accessibility Evaluation



Ellsworth Park
2405 E Ellsworth Rd
Allen, MI 48108
ADA Only

Inspection Date: 05/23/2022

Inspectors: Aileen Dryden, Arturo Pinero

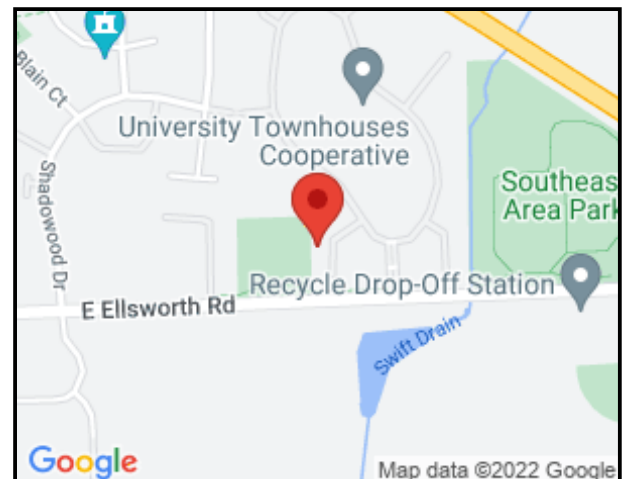
Prepared By



(512) 410 - 7059

alturalp.com

Report Date: 11/15/2022



DNR Accessibility Grading System for Parks and Recreation Facilities

Accessibility Grade

Definition

1

None of the facilities meet accessibility guidelines

2

Some facilities meet accessibility guidelines

3

Most facilities meet accessibility guidelines

4

The entire park meets accessibility guidelines

5

The entire park was developed using the principles of universal design

Trail System: Trail

Lat/Long: [42.23043, -83.70869]

Finding: 1 - Trail

The route contains openings greater than 1/2 inch.

Openings in floor or ground surfaces shall not allow passage of a sphere more than 1/2 inch diameter. Elongated openings shall be placed so that the long dimension is perpendicular to the dominant direction of travel.

2010 ADAS Section 302.3

Openings in floor or ground surfaces shall not allow passage of a sphere more than 1/2 inch (13 mm) diameter except as allowed in 407.4.3, 409.4.3, 410.4, 810.5.3 and 810.10. Elongated openings shall be placed so that the long dimension is perpendicular to the dominant direction of travel.

Citation:

2010 ADAS Section: 302.3

As Built:

The route contains openings greater than 1/2 inch.



Trail System: Trail

Lat/Long: [42.23111, -83.70777]

Finding: 2 - Cross and Running Slope

The path of contains multiple issues and is not accessible.

The path of travel exceeds the maximum allowable cross and running slope requirements. It also contains changes in level and/or gaps that exceed the allowable maximum requirements. The path of travel does not meet the minimum width requirements for clearances, turning spaces, and/or passing spaces. The floor or ground surface is not firm, stable, and slip resistant.

2010 ADAS Section 403.1

Walking surfaces that are a part of an accessible route shall comply with 403.

Citation:

2010 ADAS Section: 403.1

As Built:

The path of contains multiple issues including cross and running slope and is not accessible.



Green Space: Drinking Fountain

Lat/Long: [42.23084, -83.70857]

Finding: 3 - Drinking Fountain

The drinking fountain has multiple violations.

Drinking fountains must be on an accessible route that provides a 30 inch by 48 inch clear floor space centered on the low unit, allowing a forward approach.

Spout outlets shall be 36 inches maximum above the finish floor or ground. Spout outlets of drinking fountains for standing persons shall be 38 inches minimum and 43 inches maximum above the finish floor or ground. The spout shall be located 15 inches minimum from the vertical support and 5 inches maximum from the front edge of the unit, including bumpers. The spout shall provide a flow of water 4 inches high minimum and shall be located 5 inches maximum from the front of the unit. The angle of the water stream shall be measured horizontally relative to the front face of the unit. Where spouts are located less than 3 inches of the front of the unit, the angle of the water stream shall be 30 degrees maximum. Where spouts are located between 3 inches and 5 inches maximum from the front of the unit, the angle of the water stream shall be 15 degrees maximum. Operable parts shall comply with applicable standards.

2010 ADAS Section 403.5.1

Except as provided in 403.5.2 and 403.5.3, the clear width of walking surfaces shall be 36 inches (915 mm) minimum.

2010 ADAS Section 602.1

Drinking fountains shall comply with 307 and 602.

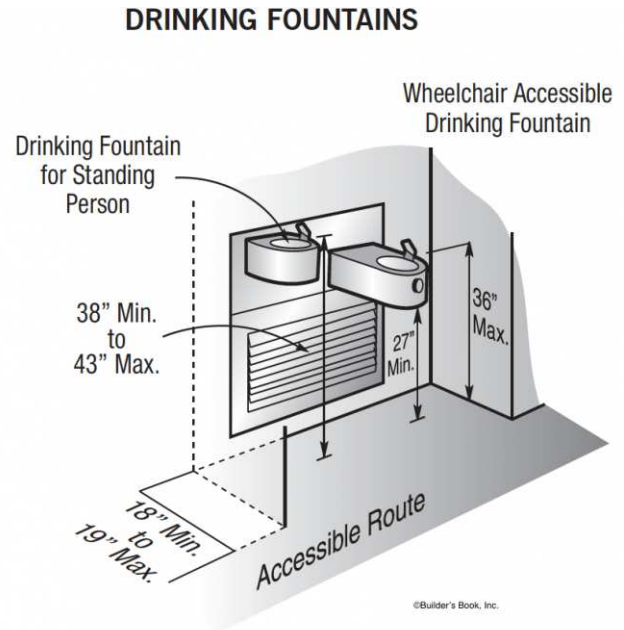
Citation:

2010 ADAS Section: 403.5.1, 602.1

As Built:

The drinking fountain has multiple violations including clear floor space, no high or low fountain, and operable parts.

Finding #3 Continued



Green Space: Picnic Area

Lat/Long: [42.23099, -83.70868]

Finding: 4 - Accessible Route

There is no accessible route to the element.

At least one accessible route shall connect accessible buildings, accessible facilities, accessible elements, and accessible spaces that are on the same site.

2010 ADAS Section 206.2.2

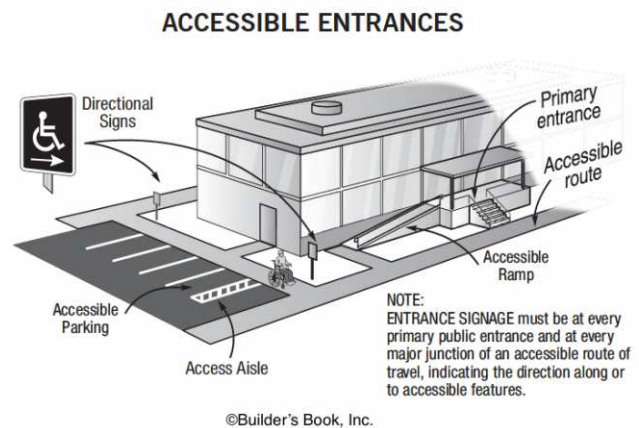
At least one accessible route shall connect accessible buildings, accessible facilities, accessible elements, and accessible spaces that are on the same site.

Citation:

2010 ADAS Section: 206.2.2

As Built:

Grass Surface



Green Space: Bike Rack

Lat/Long: [42.23062, -83.70805]

Finding: 5 - Accessible Route

The accessible route contains loose gravel and/or surface materials that do not provide for a stable, firm slip resistant surface.

Floor and ground surfaces shall be stable, firm, and slip resistant.

2010 ADAS Section 302.1

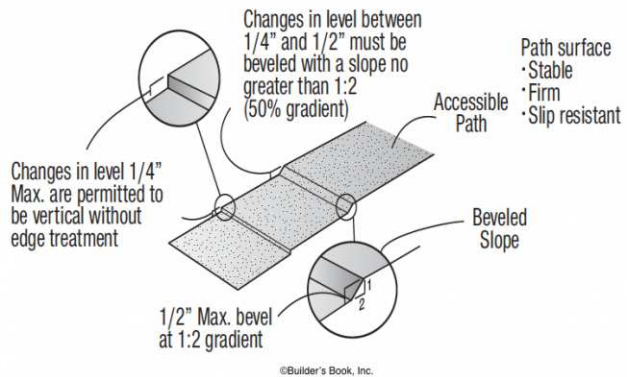

Floor and ground surfaces shall be stable, firm, and slip resistant and shall comply with 302.

Citation:

2010 ADAS Section: 302.1

As Built:

Grass and excessive slope



Play Area: Playground

Lat/Long: [42.23133, -83.70826]

Finding: 6 - Play Area Surface

Compliance with ASTM F1951 for accessibility for ground surfaces on accessible routes, clear floor or ground spaces, and turning spaces has not been determined.

Ground surfaces shall comply with ASTM F 1951. Ground surfaces shall be inspected and maintained regularly and frequently to ensure continued compliance with ASTM F 1951.

2010 ADAS Section 1008.2.6.1

Ground surfaces shall comply with ASTM F 1951 (incorporated by reference, see "Referenced Standards" in Chapter 1). Ground surfaces shall be inspected and maintained regularly and frequently to ensure continued compliance with ASTM F 1951.

Citation:

2010 ADAS Section: 1008.2.6.1

As Built:

The ground surface is not compliant.



Play Area: Playground

Lat/Long: [42.23092, -83.70805]

Finding: 7 - Swings

The entry point or seat is not within the compliant range above the ground.

Were play components require transfer to entry points or seats, the entry points or seats shall be 11 inches minimum and 24 inches maximum from the clear floor or ground space.

2010 ADAS Section 1008.4.4

Where play components require transfer to entry points or seats, the entry points or seats shall be 11 inches (280 mm) minimum and 24 inches (610 mm) maximum from the clear floor or ground space.

Citation:

2010 ADAS Section: 1008.4.4

As Built:

There is no accessible way to use the swings.



Basketball Court: Seating

Lat/Long: [42.2306, -83.70821]

Finding: 8 - Wheelchair Space

Based on the number of seats provided in this area (XX), there should be a minimum of (XX) wheelchair seating spaces.

Wheelchair spaces shall be provided in assembly areas with fixed seating.

2010 ADAS Section 221.2

Wheelchair spaces complying with 221.2 shall be provided in assembly areas with fixed seating.

2010 ADAS Section 221.2.1.1

Wheelchair spaces complying with 802.1 shall be provided in accordance with Table 221.2.1.1.

Citation:

2010 ADAS Section: 221.2, 221.2.1.1

As Built:

Surface is not stable: grass and excessive slope



Number of Seats	Minimum Number of Required Wheelchair Spaces
4 to 25	1
26 to 50	2
51 to 150	4
151 to 300	5
301 to 500	6
501 to 5000	6, plus 1 for each 150, or fraction thereof, between 501 through 5000
5001 and over	36, plus 1 for each 200, or fraction thereof, over 5000

Basketball Court: Seating

Lat/Long: [42.23061, -83.70817]

Finding: 9 - Accessible Route

The wheelchair seating spaces are not on an accessible route.

Wheelchair seating spaces shall adjoin accessible routes and shall not overlap circulation paths. Accessible routes shall not overlap wheelchair spaces.

2010 ADAS Section 802.1.4

Wheelchair spaces shall adjoin accessible routes. Accessible routes shall not overlap wheelchair spaces.

2010 ADAS Section 802.1.5

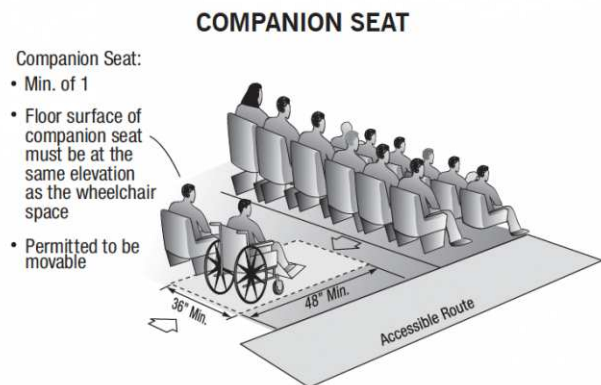
Wheelchair spaces shall not overlap circulation paths.

Citation:

2010 ADAS Section: 802.1.4, 802.1.5

As Built:

Accessible route to seating area is missing



Courtesy ©Builder's Book, Inc.

Basketball Court: Route

Lat/Long: [42.23051, -83.7087]

Finding: 10 - Accessible Route

The walkway contains abrupt vertical edges and/or variations over a 1/2 inch.

1/4 inch is the maximum vertical rise. Changes in level between 1/4 inch and 1/2 inch must be beveled at 1:2 or less.

Changes in level greater than 1/2 inch must be by way of a ramp.

2010 ADAS Section 303.3

Changes in level between 1/4 inch (6.4 mm) high minimum and 1/2 inch (13 mm) high maximum shall be beveled with a slope not steeper than 1:2.

2010 ADAS Section 303.2

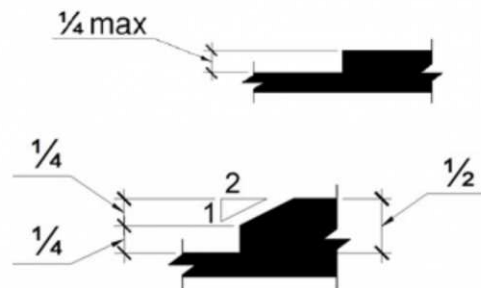
Changes in level of 1/4 inch (6.4 mm) high maximum shall be permitted to be vertical.

Citation:

2010 ADAS Section: 303.3, 303.2

As Built:

Change in level, Opening in surface with vegetation, and receptacle blocking court access



Soccer Field: Route

Lat/Long: [42.23096, -83.70804]

Finding: 11 - Route

There is no accessible route of travel from the public way.

At least one accessible route shall be provided within the site from accessible parking spaces and accessible passenger loading zones; public streets and sidewalks; and public transportation stops to the accessible building or facility they serve.

2010 ADAS Section 206.2.1

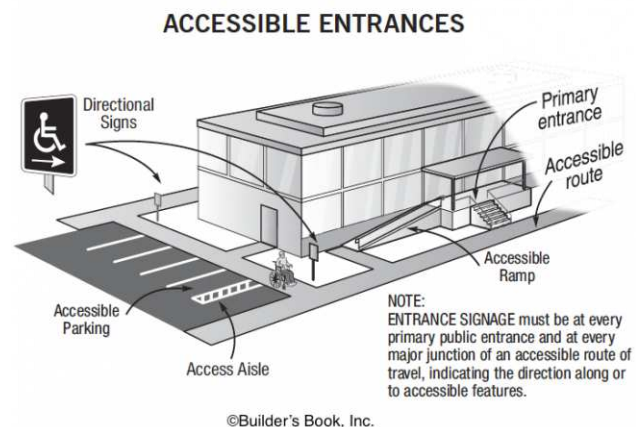
At least one accessible route shall be provided within the site from accessible parking spaces and accessible passenger loading zones; public streets and sidewalks; and public transportation stops to the accessible building or facility entrance they serve.

Citation:

2010 ADAS Section: 206.2.1

As Built:

Grass



Site Accessibility Evaluation



Esch Park

2705 Esch Ave

Bryant Pattengill East, MI 48104

ADA Only

Inspection Date: 05/23/2022

Inspectors: Aileen Dryden, Arturo Pinero

Prepared By



(512) 410 - 7059

alturalp.com

Report Date: 11/15/2022



DNR Accessibility Grading System for Parks and Recreation Facilities

Accessibility Grade

Definition

1

None of the facilities meet accessibility guidelines

2

Some facilities meet accessibility guidelines

3

Most facilities meet accessibility guidelines

4

The entire park meets accessibility guidelines

5

The entire park was developed using the principles of universal design

Trail System: Trail

Lat/Long: [42.24805, -83.72625]

Finding: 1 - Trail route to large platt area

The accessible path of travel has cross slopes greater than 2%.

Surface cross slopes shall not exceed one unit vertical in 48 units horizontal (2-percent slope). When the slope in the direction of travel of any walk exceeds 1 unit vertical in 20 units horizontal (5-percent slope), it must be constructed as a ramp.

2010 ADAS Section 403.3

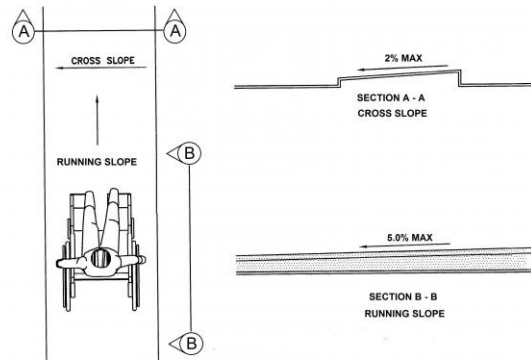
The running slope of walking surfaces shall not be steeper than 1:20. The cross slope of walking surfaces shall not be steeper than 1:48.

Citation:

2010 ADAS Section: 403.3

As Built:

Cross slope exceeds 2%



Green Space: Drinking Fountain

Lat/Long: [42.24817, -83.72652]

Finding: 2 - Clear Floor Space

The required clear floor space is not deep enough.

The clear floor or ground space shall be 30 inches minimum by 48 inches minimum.

2010 ADAS Section 305.3

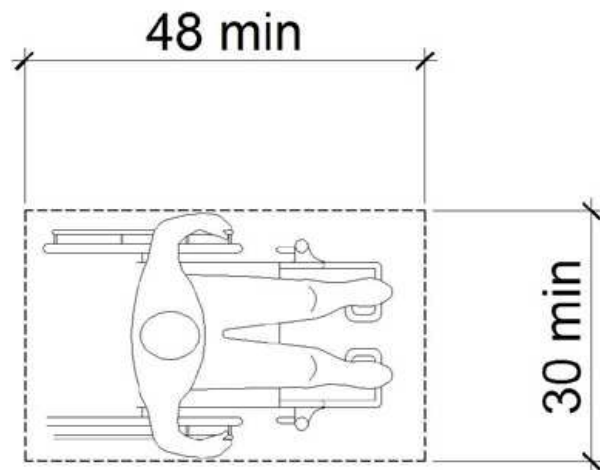
The clear floor or ground space shall be 30 inches (760 mm) minimum by 48 inches (1220 mm) minimum

Citation:

2010 ADAS Section: 305.3

As Built:

Change in level & no clear floor space



Green Space: Receptacle

Lat/Long: [42.24768, -83.72696]

Finding: 3 - Route

The accessible route contains loose gravel and/or surface materials that do not provide for a stable, firm slip resistant surface.

Floor and ground surfaces shall be stable, firm, and slip resistant.

2010 ADAS Section 302.1

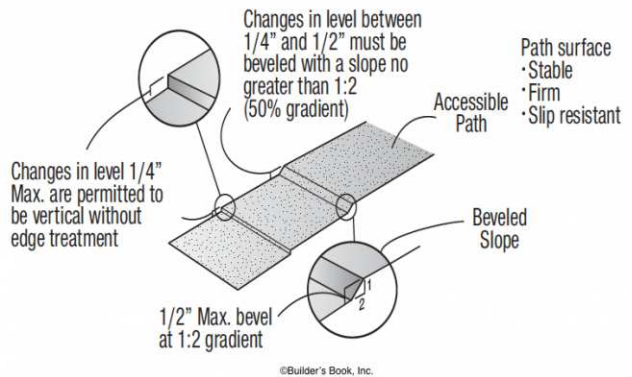
Floor and ground surfaces shall be stable, firm, and slip resistant and shall comply with 302.

Citation:

2010 ADAS Section: 302.1

As Built:

Grass



Play Area: Playground

Lat/Long: [42.24837, -83.72575]

Finding: 4 - Ground surface

Compliance with ASTM F1951 for accessibility for ground surfaces on accessible routes, clear floor or ground spaces, and turning spaces has not been determined.

Ground surfaces shall comply with ASTM F 1951. Ground surfaces shall be inspected and maintained regularly and frequently to ensure continued compliance with ASTM F 1951.

2010 ADAS Section 1008.2.6.1

Ground surfaces shall comply with ASTM F 1951 (incorporated by reference, see "Referenced Standards" in Chapter 1). Ground surfaces shall be inspected and maintained regularly and frequently to ensure continued compliance with ASTM F 1951.

Citation:

2010 ADAS Section: 1008.2.6.1

As Built:

Playground ground surface has wood chips



Play Area: Playground

Lat/Long: [42.24813, -83.72633]

Finding: 5 - Transfer Platform

The transfer platform is not within the compliant range above the ground.

The height of transfer platforms shall be 11 inches minimum and 18 inches maximum measured to the top of the surface from the ground or floor surface.

2010 ADAS Section 1008.3.1.2

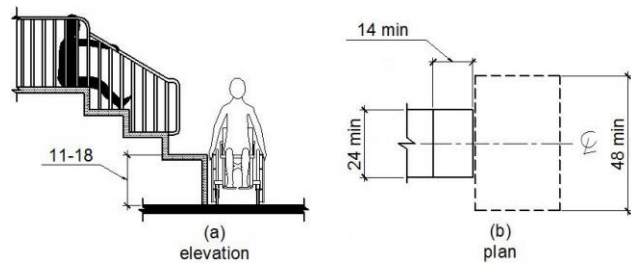
The height of transfer platforms shall be 11 inches (280 mm) minimum and 18 inches (455 mm) maximum measured to the top of the surface from the ground or floor surface.

Citation:

2010 ADAS Section: 1008.3.1.2

As Built:

21" above ground



Play Area: Playground

Lat/Long: [42.24834, -83.7257]

Finding: 6 - Seats

The entry point or seat is not within the compliant range above the ground.

Were play components require transfer to entry points or seats, the entry points or seats shall be 11 inches minimum and 24 inches maximum from the clear floor or ground space.

2010 ADAS Section 1008.4.4

Where play components require transfer to entry points or seats, the entry points or seats shall be 11 inches (280 mm) minimum and 24 inches (610 mm) maximum from the clear floor or ground space.

Citation:

2010 ADAS Section: 1008.4.4

As Built:

Swing seats at 28" above ground



Play Area: Playground

Lat/Long: [42.2483, -83.72585]

Finding: 7 - Ramp

The ramps exceeds the maximum running slope (direction of travel) allowable of 8.33%.

Ramps should have the least possible slope but in no case more than 8.3% (1:12).

2010 ADAS Section 405.2

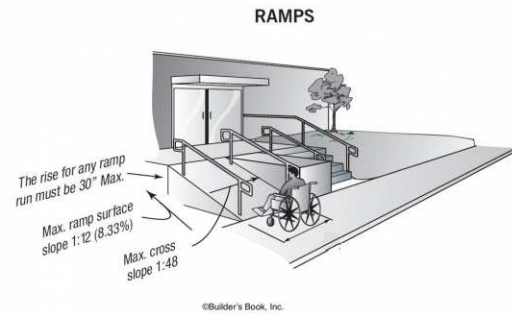
Ramp runs shall have a running slope not steeper than 1:12.

Citation:

2010 ADAS Section: 405.2

As Built:

Ramp slope too steep



Basketball Court: Seating

Lat/Long: [42.24808, -83.72634]

Finding: 8 - Accessible wheelchair space

The floor surface does not appear to be firm, stable, or slip resistant.

The wheelchair space floor and ground surfaces shall be stable, firm, and slip resistant.

2010 ADAS Section 302.1

Floor and ground surfaces shall be stable, firm, and slip resistant and shall comply with 302.

Citation:

2010 ADAS Section: 302.1

As Built:

Grass next to the bench



Basketball Court: Route

Lat/Long: [42.24798, -83.72621]

Finding: 9 - Openings

The route contains openings greater than 1/2 inch.

Openings in floor or ground surfaces shall not allow passage of a sphere more than 1/2 inch diameter. Elongated openings shall be placed so that the long dimension is perpendicular to the dominant direction of travel.

2010 ADAS Section 302.3

Openings in floor or ground surfaces shall not allow passage of a sphere more than 1/2 inch (13 mm) diameter except as allowed in 407.4.3, 409.4.3, 410.4, 810.5.3 and 810.10. Elongated openings shall be placed so that the long dimension is perpendicular to the dominant direction of travel.

Citation:

2010 ADAS Section: 302.3

As Built:

Horizontal Openings



Baseball Field: Seating

Lat/Long: [42.24811, -83.72675]

Finding: 10 - ADA seating

The wheelchair seating spaces are not on an accessible route.

Wheelchair seating spaces shall adjoin accessible routes and shall not overlap circulation paths. Accessible routes shall not overlap wheelchair spaces.

2010 ADAS Section 802.1.4

Wheelchair spaces shall adjoin accessible routes. Accessible routes shall not overlap wheelchair spaces.

2010 ADAS Section 802.1.5

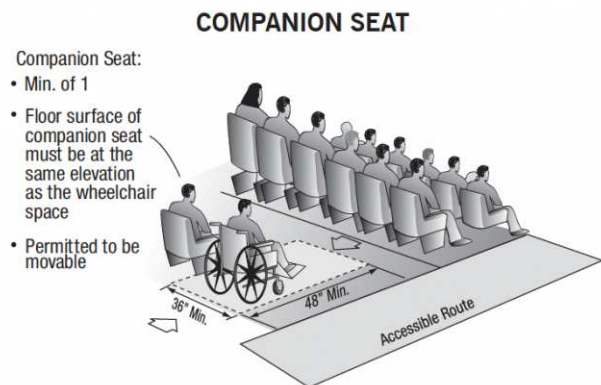
Wheelchair spaces shall not overlap circulation paths.

Citation:

2010 ADAS Section: 802.1.4, 802.1.5

As Built:

Grass surface



Courtesy ©Builder's Book, Inc.

Baseball Field: Dugouts

Lat/Long: [42.24823, -83.72672]

Finding: 11 - Dugout seating

An accessible wheelchair space is not provided in the team/player seating area.

At least one wheelchair space shall be provided in team or player seating areas serving areas of sport activity.

2010 ADAS Section 221.2.1.4

At least one wheelchair space complying with 802.1 shall be provided in team or player seating areas serving areas of sport activity.

Citation:

2010 ADAS Section: 221.2.1.4

As Built:

Grass surface



Baseball Field: Route

Lat/Long: [42.24813, -83.72673]

Finding: 12 - Route

There is no accessible route to the element.

At least one accessible route shall connect accessible buildings, accessible facilities, accessible elements, and accessible spaces that are on the same site.

2010 ADAS Section 206.2.2

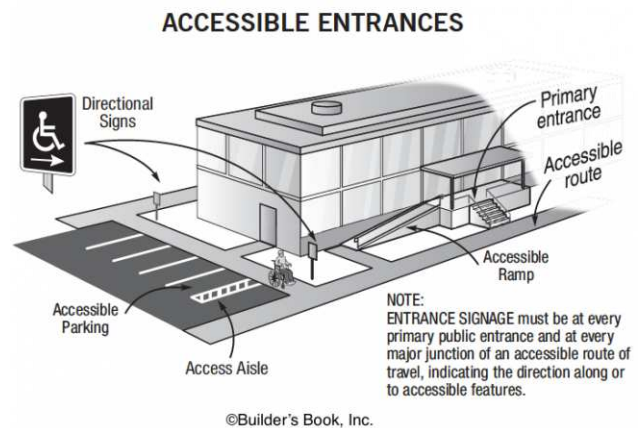
At least one accessible route shall connect accessible buildings, accessible facilities, accessible elements, and accessible spaces that are on the same site.

Citation:

2010 ADAS Section: 206.2.2

As Built:

No accessible route



Site Accessibility Evaluation



**Evergreen Park
3100 Valley
Ann Arbor, MI 48104
ADA Only**

Inspection Date: 07/11/2022

Inspectors: Aileen Dryden, Arturo Pinero, Jesus Lardizabal, Juvelyn Owen, Olaf Brunjes

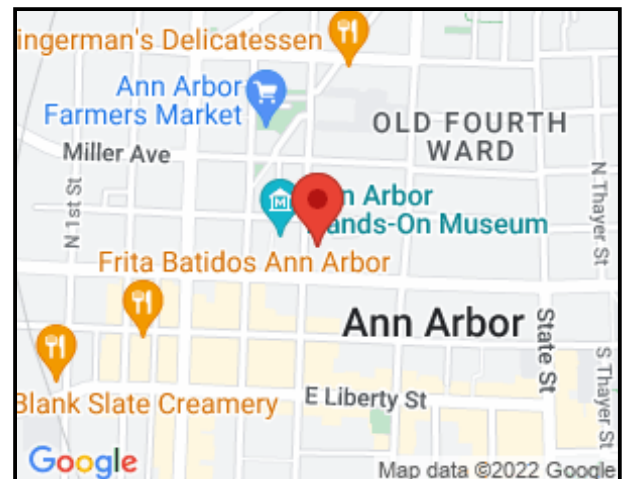
Prepared By



(512) 410 - 7059

alturalp.com

Report Date: 11/15/2022



DNR Accessibility Grading System for Parks and Recreation Facilities

Accessibility Grade

Definition

1

None of the facilities meet accessibility guidelines

2

Some facilities meet accessibility guidelines

3

Most facilities meet accessibility guidelines

4

The entire park meets accessibility guidelines

5

The entire park was developed using the principles of universal design

Play Area: Playground

Lat/Long: [42.28608, -83.7914]

Finding: 1 - Accessible route

The walkway contains changes in level greater than a 1/2 inch high that should be ramped.

Changes in level greater than 1/2 inch high shall be constructed as a ramp or curb ramp.

2010 ADAS Section 303.4

Changes in level greater than 1/2 inch (13 mm) high shall be ramped, and shall comply with 405 or 406.

Citation:

2010 ADAS Section: 303.4

As Built:

No ramp into playground



Finding #1 Additional Finding Photos



Play Area: Playground

Lat/Long: [42.28636, -83.79153]

Finding: 2 - Ground surface

Compliance with ASTM F1951 for accessibility for ground surfaces on accessible routes, clear floor or ground spaces, and turning spaces has not been determined.

Ground surfaces shall comply with ASTM F 1951. Ground surfaces shall be inspected and maintained regularly and frequently to ensure continued compliance with ASTM F 1951.

2010 ADAS Section 1008.2.6.1

Ground surfaces shall comply with ASTM F 1951 (incorporated by reference, see "Referenced Standards" in Chapter 1). Ground surfaces shall be inspected and maintained regularly and frequently to ensure continued compliance with ASTM F 1951.

Citation:

2010 ADAS Section: 1008.2.6.1

As Built:

Wood chips



Site Accessibility Evaluation



Folkstone Park
1500 N. Folkston
Old Fourth Ward, MI 48104
ADA Only
Inspection Date: 05/23/2022
Inspectors: Aileen Dryden, Arturo Pinero

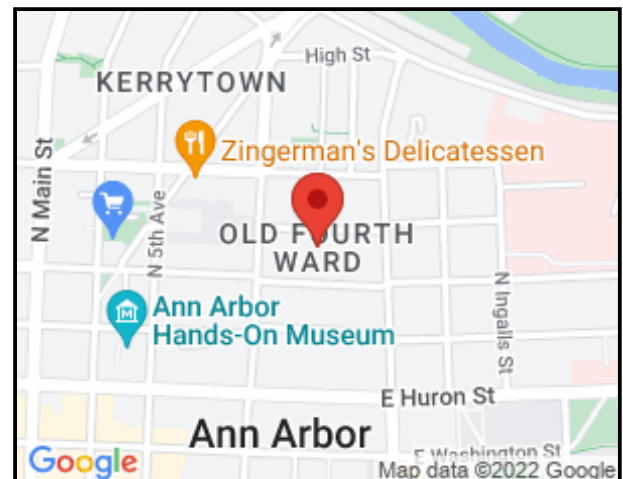
Prepared By



(512) 410 - 7059

alturalp.com

Report Date: 11/15/2022



DNR Accessibility Grading System for Parks and Recreation Facilities

Accessibility Grade

Definition

1

None of the facilities meet accessibility guidelines

2

Some facilities meet accessibility guidelines

3

Most facilities meet accessibility guidelines

4

The entire park meets accessibility guidelines

5

The entire park was developed using the principles of universal design

Site Accessibility Evaluation



**Forest Nature Area
1 Forest Nature Area
Ann Arbor, MI 48105
ADA Only**

Inspection Date: 05/23/2022

Inspectors: Aileen Dryden, Arturo Pinero

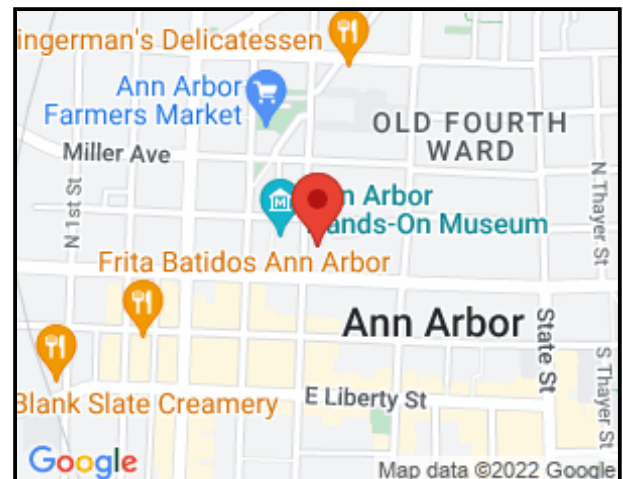
Prepared By



(512) 410 - 7059

alturalp.com

Report Date: 11/15/2022



DNR Accessibility Grading System for Parks and Recreation Facilities

Accessibility Grade

Definition

1

None of the facilities meet accessibility guidelines

2

Some facilities meet accessibility guidelines

3

Most facilities meet accessibility guidelines

4

The entire park meets accessibility guidelines

5

The entire park was developed using the principles of universal design

Site Accessibility Evaluation



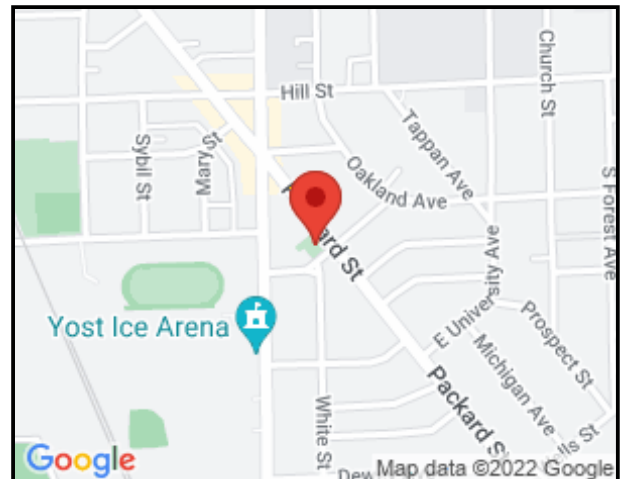
Forsythe Park
752 Packard St
Burns Park, MI 48104
ADA Only
Inspection Date: 05/23/2022
Inspectors: Aileen Dryden, Arturo Pinero

Prepared By



(512) 410 - 7059
alturalp.com

Report Date: 11/15/2022



DNR Accessibility Grading System for Parks and Recreation Facilities

Accessibility Grade

Definition

1

None of the facilities meet accessibility guidelines

2

Some facilities meet accessibility guidelines

3

Most facilities meet accessibility guidelines

4

The entire park meets accessibility guidelines

5

The entire park was developed using the principles of universal design

Trail System: Trail

Lat/Long: [42.26957, -83.73934]

Finding: 1 - Plaza

The walkway contains abrupt vertical edges and/or variations over a 1/2 inch.

1/4 inch is the maximum vertical rise. Changes in level between 1/4 inch and 1/2 inch must be beveled at 1:2 or less.

Changes in level greater than 1/2 inch must be by way of a ramp.

2010 ADAS Section 303.3

Changes in level between 1/4 inch (6.4 mm) high minimum and 1/2 inch (13 mm) high maximum shall be beveled with a slope not steeper than 1:2.

2010 ADAS Section 303.2

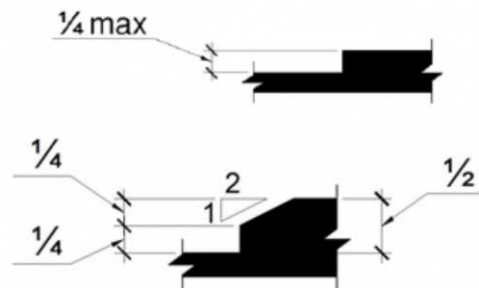
Changes in level of 1/4 inch (6.4 mm) high maximum shall be permitted to be vertical.

Citation:

2010 ADAS Section: 303.3, 303.2

As Built:

Changes in level



Trail System: Trail

Lat/Long: [42.26954, -83.73954]

Finding: 2 - plaza surface

The route contains openings greater than 1/2 inch.

Openings in floor or ground surfaces shall not allow passage of a sphere more than 1/2 inch diameter. Elongated openings shall be placed so that the long dimension is perpendicular to the dominant direction of travel.

2010 ADAS Section 302.3

Openings in floor or ground surfaces shall not allow passage of a sphere more than 1/2 inch (13 mm) diameter except as allowed in 407.4.3, 409.4.3, 410.4, 810.5.3 and 810.10. Elongated openings shall be placed so that the long dimension is perpendicular to the dominant direction of travel.

Citation:

2010 ADAS Section: 302.3

As Built:

brick paver and concrete plaza



Trail System: Trail

Lat/Long: [42.26953, -83.73943]

Finding: 3 - Accessible table

There are no accessible tables.

At least 5% of each type in each functional area of dining surfaces must be accessible and must be dispersed throughout the space or facility containing dining surfaces. An accessible table must be on an accessible route (36 inches minimum) and have knee and toe spaces at least 27 inches high, 30 inches wide and 17 inches deep. The tops of tables and counters shall be 28 inches to 34 inches from the floor or ground.

2010 ADAS Section 226.1

Where dining surfaces are provided for the consumption of food or drink, at least 5 percent of the seating spaces and standing spaces at the dining surfaces shall comply with 902. In addition, where work surfaces are provided for use by other than employees, at least 5 percent shall comply with 902.

Citation:

2010 ADAS Section: 226.1

As Built:

Not provided



Trail System: Trail

Lat/Long: [42.26958, -83.7395]

Finding: 4 - Slope on accessible route

The accessible route on the site has running slopes greater than 5 percent and has not been constructed as a ramp (i.e. handrails, edge protection, etc.).

When the slope in the direction of travel of any walk exceeds 1 unit vertical in 20 units horizontal (5-percent slope), it must be constructed as a ramp. Surface cross slopes must not exceed one unit vertical in 48 units horizontal (2-percent slope).

2010 ADAS Section 403.3

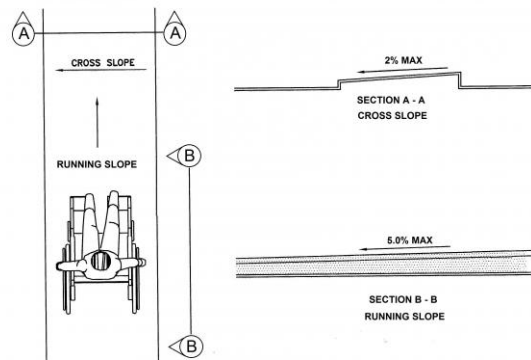
The running slope of walking surfaces shall not be steeper than 1:20. The cross slope of walking surfaces shall not be steeper than 1:48.

Citation:

2010 ADAS Section: 403.3

As Built:

Slope greater than 5%



Finding #4 Additional Finding Photos



Green Space: Drinking Fountain

Lat/Long: [42.26975, -83.73975]

Finding: 5 - Standing drinking fountain

There is no drinking fountain for standing persons.

No fewer than two drinking fountains shall be provided. One drinking fountain shall meet requirements for wheelchair accessibility and one drinking fountain shall meet requirements for standing persons.

Where a single drinking fountain complies with both wheelchair accessibility and requirements for standing persons, it shall be permitted to be substituted for two separate drinking fountains.

Spout outlets of drinking fountains for standing persons shall be 38 inches minimum and 43 inches maximum above the finish floor or ground.

2010 ADAS Section 602.7

Spout outlets of drinking fountains for standing persons shall be 38 inches (965 mm) minimum and 43 inches (1090 mm) maximum above the finish floor or ground.

2010 ADAS Section 211.2

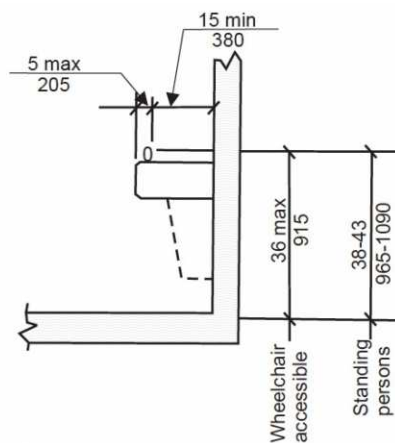
No fewer than two drinking fountains shall be provided. One drinking fountain shall comply with 602.1 through 602.6 and one drinking fountain shall comply with 602.7.

Citation:

2010 ADAS Section: 602.7, 211.2

As Built:

Only low fountain



Green Space: Drinking Fountain

Lat/Long: [42.26929, -83.73969]

Finding: 6 - Spout

The spout location on the drinking fountain is not compliant.

The spout shall be located 15 inches minimum from the vertical support and 5 inches maximum from the front edge of the unit, including bumpers.

2010 ADAS Section 602.5

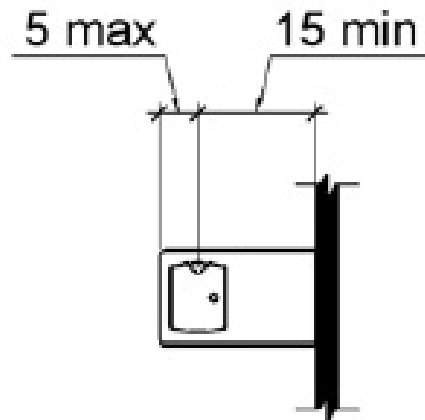
The spout shall be located 15 inches (380 mm) minimum from the vertical support and 5 inches (125 mm) maximum from the front edge of the unit, including bumpers.

Citation:

2010 ADAS Section: 602.5

As Built:

Spout at 11 1/2 inches distance from vertical support



Green Space: Picnic Area

Lat/Long: [42.26959, -83.73948]

Finding: 7 - Wheelchair space

There are no accessible tables.

At least 5% of each type in each functional area of dining surfaces must be accessible and must be dispersed throughout the space or facility containing dining surfaces. An accessible table must be on an accessible route (36 inches minimum) and have knee and toe spaces at least 27 inches high, 30 inches wide and 17 inches deep. The tops of tables and counters shall be 28 inches to 34 inches from the floor or ground.

2010 ADAS Section 226.1

Where dining surfaces are provided for the consumption of food or drink, at least 5 percent of the seating spaces and standing spaces at the dining surfaces shall comply with 902. In addition, where work surfaces are provided for use by other than employees, at least 5 percent shall comply with 902.

Citation:

2010 ADAS Section: 226.1

As Built:

Non-compliant picnic table



Green Space: Sculpture

Lat/Long: [42.26957, -83.73943]

Finding: 8 - Sculptures

The Sculpture projects more than 4 inches into the circulation path.

Wall-mounted objects that have leading edges between 27 inches and 80 inches from the floor must not project more than 4 inches into the circulation path. Protruding objects that extend to the floor or within 27 inches of the floor are cane detectable and are therefore not hazardous. Where it is necessary or desirable to have objects protrude from the wall, a manner of cane detection must be provided.

2010 ADAS Section 307.2

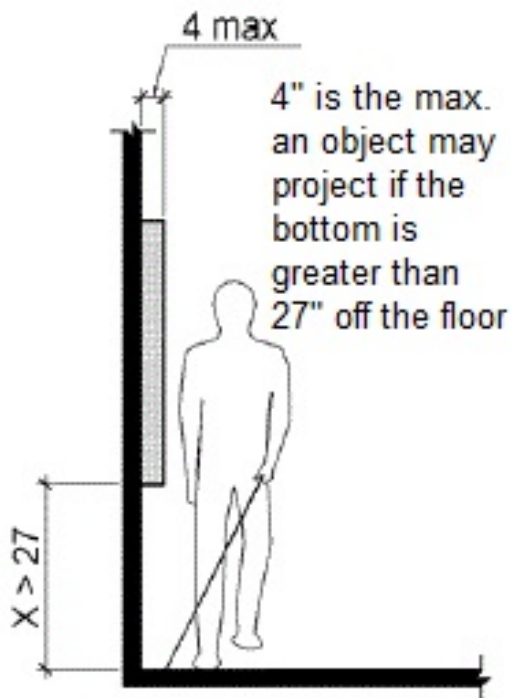
Objects with leading edges more than 27 inches (685 mm) and not more than 80 inches (2030 mm) above the finish floor or ground shall protrude 4 inches (100 mm) maximum horizontally into the circulation path.

Citation:

2010 ADAS Section: 307.2

As Built:

Sculptures are protruding



Finding #8 Additional Finding Photos



Basketball Court: Route

Lat/Long: [42.26951, -83.73976]

Finding: 9 - Accessible route

The walkway contains changes in level greater than a 1/2 inch high that should be ramped.

Changes in level greater than 1/2 inch high shall be constructed as a ramp or curb ramp.

2010 ADAS Section 303.4

Changes in level greater than 1/2 inch (13 mm) high shall be ramped, and shall comply with 405 or 406.

Citation:

2010 ADAS Section: 303.4

As Built:

Changes in level



Finding #9 Additional Finding Photos



Site Accessibility Evaluation



**Foxfire East Park
3100 Foxway Dr
Ann Arbor, MI 48104
ADA Only**

Inspection Date: 07/11/2022

Inspectors: Aileen Dryden, Arturo Pinero, Jesus Lardizabal, Juvelyn Owen, Olaf Brunjes

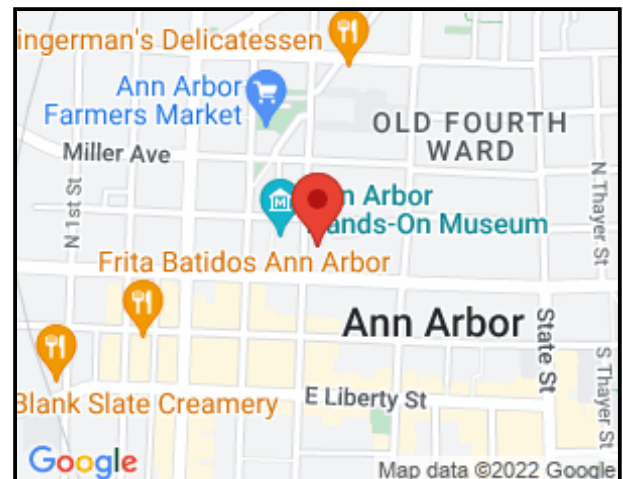
Prepared By



(512) 410 - 7059

alturalp.com

Report Date: 11/15/2022



DNR Accessibility Grading System for Parks and Recreation Facilities

Accessibility Grade

Definition

1

None of the facilities meet accessibility guidelines

2

Some facilities meet accessibility guidelines

3

Most facilities meet accessibility guidelines

4

The entire park meets accessibility guidelines

5

The entire park was developed using the principles of universal design

Lobby: Lobby

Lat/Long: [42.28701, -83.75944]

Finding: 1 - Door hardware

The door/gate operating hardware is not accessible.

Hand-activated door/gate opening hardware, handles, pulls, latches, locks, and other operating devices on accessible doors shall have a shape that is easy to grasp with one hand and does not require tight grasping, pinching or twisting of the wrist to operate. Hardware shall be 34 inches minimum and 48 inches maximum above the finish floor or ground.

2010 ADAS Section 404.2.7


Handles, pulls, latches, locks, and other operable parts on doors and gates shall comply with 309.4. Operable parts of such hardware shall be 34 inches (865 mm) minimum and 48 inches (1220 mm) maximum above the finish floor or ground. Where sliding doors are in the fully open position, operating hardware shall be exposed and usable from both sides.

Citation:

2010 ADAS Section: 404.2.7

As Built:

There are 3 doors with knobs.



Lobby: Men's Restroom

Lat/Long: [42.28738, -83.7592]

Finding: 2 - Toilet compartment

The compartment stall is not nearly compliant.

The stall does not have the required minimum clear floor space or maneuvering clearances for the toilet, Grab bars are missing and/or incorrectly installed, accessories, such as toilet seat covers, toilet paper holders, and garbage cans are either too high, without clear floor space or both, the floor level changes greater than a 1/2 inch at the floor drains.

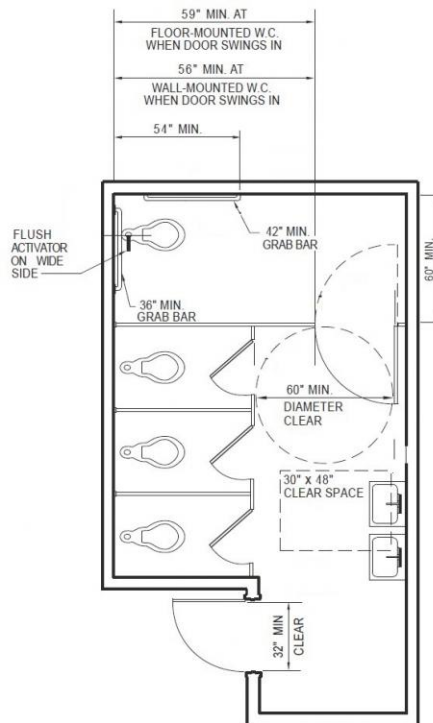
2010 ADAS Section 603.1
Toilet and bathing rooms shall comply with 603.

Citation:

2010 ADAS Section: 603.1

As Built:

Compartment width is 36 inches among other barriers.



Site Accessibility Evaluation



**Foxfire North Park
2405 Hickory Point Dr
Ann Arbor, MI 48104
ADA Only**

Inspection Date: 07/11/2022

Inspectors: Aileen Dryden, Arturo Pinero, Jesus Lardizabal, Juvelyn Owen, Olaf Brunjes

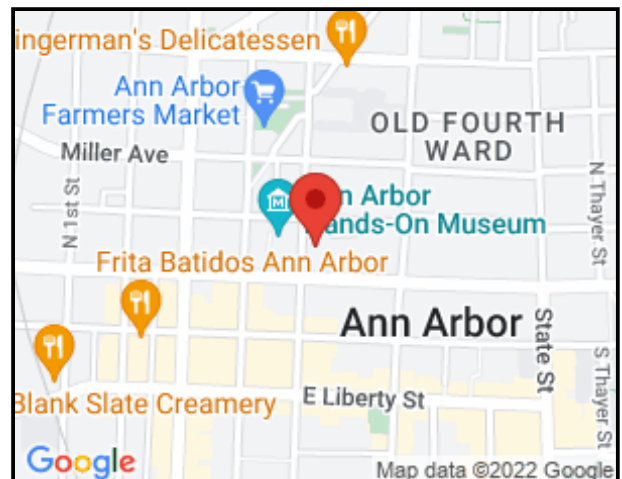
Prepared By



(512) 410 - 7059

alturalp.com

Report Date: 11/15/2022



DNR Accessibility Grading System for Parks and Recreation Facilities

Accessibility Grade

Definition

1

None of the facilities meet accessibility guidelines

2

Some facilities meet accessibility guidelines

3

Most facilities meet accessibility guidelines

4

The entire park meets accessibility guidelines

5

The entire park was developed using the principles of universal design

Trail System: Trail

Lat/Long: [42.32071, -83.71932]

Finding: 1 - Accessible route

The walkway contains abrupt vertical edges and/or variations over a 1/2 inch.

1/4 inch is the maximum vertical rise. Changes in level between 1/4 inch and 1/2 inch must be beveled at 1:2 or less.

Changes in level greater than 1/2 inch must be by way of a ramp.

2010 ADAS Section 303.3

Changes in level between 1/4 inch (6.4 mm) high minimum and 1/2 inch (13 mm) high maximum shall be beveled with a slope not steeper than 1:2.

2010 ADAS Section 303.2

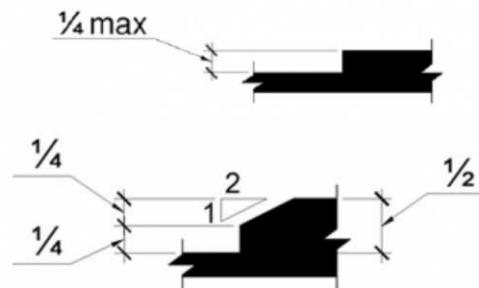
Changes in level of 1/4 inch (6.4 mm) high maximum shall be permitted to be vertical.

Citation:

2010 ADAS Section: 303.3, 303.2

As Built:

Changes in level



Trail System: Trail

Lat/Long: [42.32084, -83.71884]

Finding: 2 - Accessible route

The walkway contains abrupt vertical edges and/or variations over a 1/2 inch.

1/4 inch is the maximum vertical rise. Changes in level between 1/4 inch and 1/2 inch must be beveled at 1:2 or less.

Changes in level greater than 1/2 inch must be by way of a ramp.

2010 ADAS Section 303.3

Changes in level between 1/4 inch (6.4 mm) high minimum and 1/2 inch (13 mm) high maximum shall be beveled with a slope not steeper than 1:2.

2010 ADAS Section 303.2

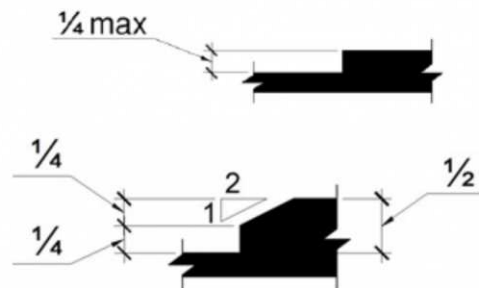
Changes in level of 1/4 inch (6.4 mm) high maximum shall be permitted to be vertical.

Citation:

2010 ADAS Section: 303.3, 303.2

As Built:

Change in elevation



Play Area: Playground

Lat/Long: [42.32102, -83.71815]

Finding: 3 - Ground surface

Compliance with ASTM F1951 for accessibility for ground surfaces on accessible routes, clear floor or ground spaces, and turning spaces has not been determined.

Ground surfaces shall comply with ASTM F 1951. Ground surfaces shall be inspected and maintained regularly and frequently to ensure continued compliance with ASTM F 1951.

2010 ADAS Section 1008.2.6.1

Ground surfaces shall comply with ASTM F 1951 (incorporated by reference, see "Referenced Standards" in Chapter 1). Ground surfaces shall be inspected and maintained regularly and frequently to ensure continued compliance with ASTM F 1951.

Citation:

2010 ADAS Section: 1008.2.6.1

As Built:

Wood chips



Site Accessibility Evaluation



**Foxfire South Park
2400 Dhu Varren Rd
Ann Arbor, MI 48104
ADA Only**

Inspection Date: 07/11/2022

Inspectors: Aileen Dryden, Arturo Pinero, Jesus Lardizabal, Juvelyn Owen, Olaf Brunjes

Prepared By



(512) 410 - 7059

alturalp.com

Report Date: 11/15/2022



DNR Accessibility Grading System for Parks and Recreation Facilities

Accessibility Grade

Definition

1

None of the facilities meet accessibility guidelines

2

Some facilities meet accessibility guidelines

3

Most facilities meet accessibility guidelines

4

The entire park meets accessibility guidelines

5

The entire park was developed using the principles of universal design

Site Accessibility Evaluation



**Foxfire West Park
2271 Hickory Point Rd
Ann Arbor, MI 48104
ADA Only**

Inspection Date: 07/11/2022

Inspectors: Aileen Dryden, Arturo Pinero, Jesus Lardizabal, Juvelyn Owen, Olaf Brunjes

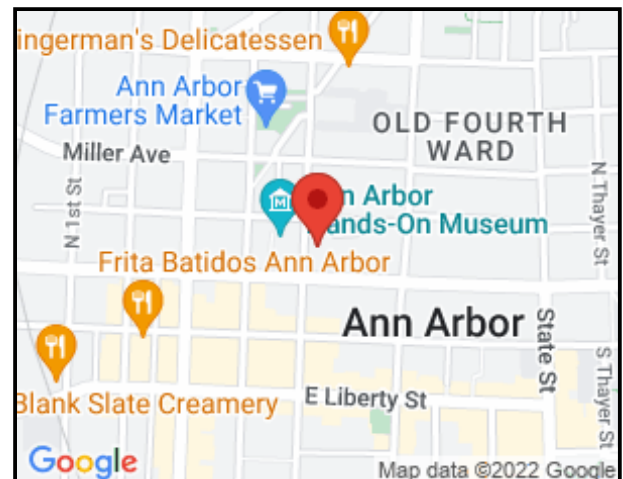
Prepared By



(512) 410 - 7059

alturalp.com

Report Date: 11/15/2022



DNR Accessibility Grading System for Parks and Recreation Facilities

Accessibility Grade

Definition

1

None of the facilities meet accessibility guidelines

2

Some facilities meet accessibility guidelines

3

Most facilities meet accessibility guidelines

4

The entire park meets accessibility guidelines

5

The entire park was developed using the principles of universal design

Site Accessibility Evaluation



Frisinger Park
1200 E Stadium Blvd
Bryant Pattengill East, MI 48104
ADA Only
Inspection Date: 05/23/2022
Inspectors: Aileen Dryden, Arturo Pinero

Prepared By



(512) 410 - 7059

alturalp.com

Report Date: 11/15/2022



DNR Accessibility Grading System for Parks and Recreation Facilities

Accessibility Grade

Definition

1

None of the facilities meet accessibility guidelines

2

Some facilities meet accessibility guidelines

3

Most facilities meet accessibility guidelines

4

The entire park meets accessibility guidelines

5

The entire park was developed using the principles of universal design

Trail System: Trail

Lat/Long: [42.25926, -83.73445]

Finding: 1 - trail

The walkway contains abrupt vertical edges and/or variations over a 1/2 inch.

1/4 inch is the maximum vertical rise. Changes in level between 1/4 inch and 1/2 inch must be beveled at 1:2 or less.

Changes in level greater than 1/2 inch must be by way of a ramp.

2010 ADAS Section 303.3

Changes in level between 1/4 inch (6.4 mm) high minimum and 1/2 inch (13 mm) high maximum shall be beveled with a slope not steeper than 1:2.

2010 ADAS Section 303.2

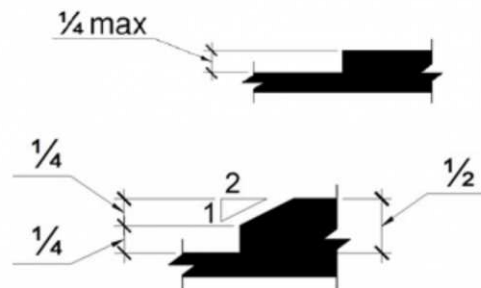

Changes in level of 1/4 inch (6.4 mm) high maximum shall be permitted to be vertical.

Citation:

2010 ADAS Section: 303.3, 303.2

As Built:

trail from neighborhood



Green Space: Picnic Area

Lat/Long: [42.2603, -83.73537]

Finding: 2 - Route

The accessible route contains loose gravel and/or surface materials that do not provide for a stable, firm slip resistant surface.

Floor and ground surfaces shall be stable, firm, and slip resistant.

2010 ADAS Section 302.1

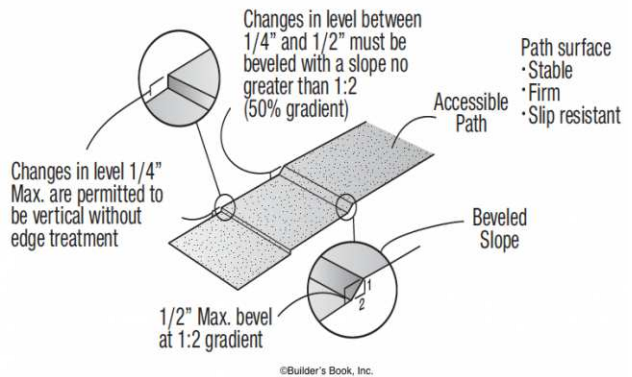
Floor and ground surfaces shall be stable, firm, and slip resistant and shall comply with 302.

Citation:

2010 ADAS Section: 302.1

As Built:

Surface is grass



Green Space: Receptacle

Lat/Long: [42.26066, -83.73508]

Finding: 3 - Route

The accessible route contains loose gravel and/or surface materials that do not provide for a stable, firm slip resistant surface.

Floor and ground surfaces shall be stable, firm, and slip resistant.

2010 ADAS Section 302.1

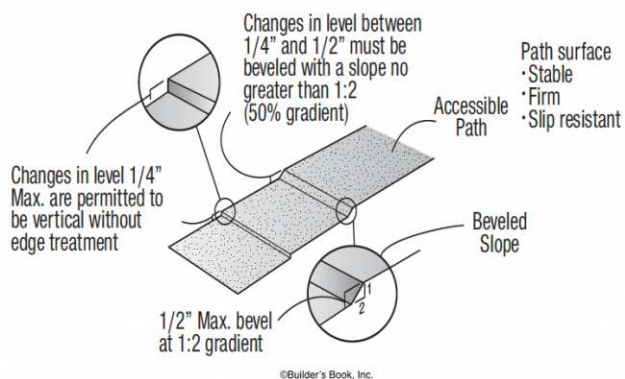
Floor and ground surfaces shall be stable, firm, and slip resistant and shall comply with 302.

Citation:

2010 ADAS Section: 302.1

As Built:

Surface is grass



Green Space: Grill

Lat/Long: [42.25905, -83.73472]

Finding: 4 - Route

The accessible route contains loose gravel and/or surface materials that do not provide for a stable, firm slip resistant surface.

Floor and ground surfaces shall be stable, firm, and slip resistant.

2010 ADAS Section 302.1

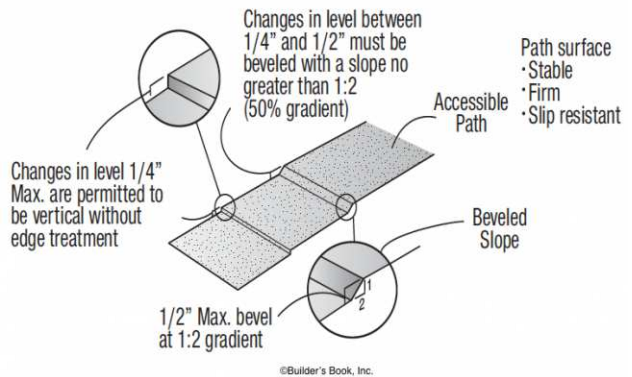

Floor and ground surfaces shall be stable, firm, and slip resistant and shall comply with 302.

Citation:

2010 ADAS Section: 302.1

As Built:

Surface is grass



Play Area: Small Play

Lat/Long: [42.25946, -83.73532]

Finding: 5 - sand box

There is no accessible route to the element.

At least one accessible route shall connect accessible buildings, accessible facilities, accessible elements, and accessible spaces that are on the same site.

2010 ADAS Section 206.2.2

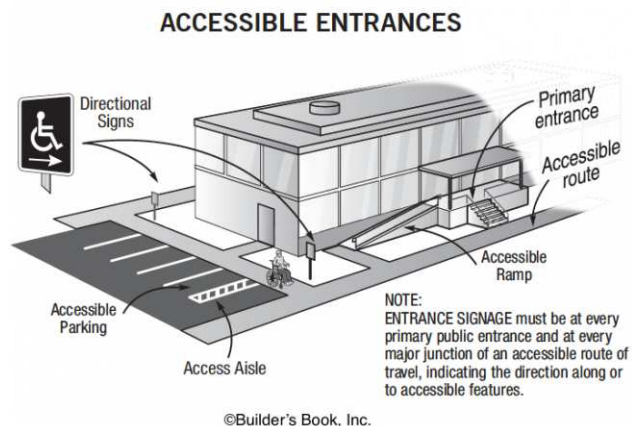
At least one accessible route shall connect accessible buildings, accessible facilities, accessible elements, and accessible spaces that are on the same site.

Citation:

2010 ADAS Section: 206.2.2

As Built:

grass route



Play Area: Playground

Lat/Long: [42.2607, -83.73478]

Finding: 6 - Ground surface

Compliance with ASTM F1951 for accessibility for ground surfaces on accessible routes, clear floor or ground spaces, and turning spaces has not been determined.

Ground surfaces shall comply with ASTM F 1951. Ground surfaces shall be inspected and maintained regularly and frequently to ensure continued compliance with ASTM F 1951.

2010 ADAS Section 1008.2.6.1

Ground surfaces shall comply with ASTM F 1951 (incorporated by reference, see "Referenced Standards" in Chapter 1). Ground surfaces shall be inspected and maintained regularly and frequently to ensure continued compliance with ASTM F 1951.

Citation:

2010 ADAS Section: 1008.2.6.1

As Built:

Wood chips



Finding #6 Additional Finding Photos



Play Area: Playground

Lat/Long: [42.25998, -83.73471]

Finding: 7 - Accessible route

The walkway contains changes in level greater than a 1/2 inch high that should be ramped.

Changes in level greater than 1/2 inch high shall be constructed as a ramp or curb ramp.

2010 ADAS Section 303.4

Changes in level greater than 1/2 inch (13 mm) high shall be ramped, and shall comply with 405 or 406.

Citation:

2010 ADAS Section: 303.4

As Built:

No ramp - change in level



Play Area: Swing

Lat/Long: [42.25949, -83.73493]

Finding: 8 - ADA swing

The entry point or seat is not within the compliant range above the ground.

Were play components require transfer to entry points or seats, the entry points or seats shall be 11 inches minimum and 24 inches maximum from the clear floor or ground space.

2010 ADAS Section 1008.4.4

Where play components require transfer to entry points or seats, the entry points or seats shall be 11 inches (280 mm) minimum and 24 inches (610 mm) maximum from the clear floor or ground space.

Citation:

2010 ADAS Section: 1008.4.4

As Built:

Seat too high off ground



Play Area: Swing

Lat/Long: [42.25951, -83.73495]

Finding: 9 - Swing entry ramp

The walkway contains abrupt vertical edges and/or variations over a 1/2 inch.

1/4 inch is the maximum vertical rise. Changes in level between 1/4 inch and 1/2 inch must be beveled at 1:2 or less.

Changes in level greater than 1/2 inch must be by way of a ramp.

2010 ADAS Section 303.3

Changes in level between 1/4 inch (6.4 mm) high minimum and 1/2 inch (13 mm) high maximum shall be beveled with a slope not steeper than 1:2.

2010 ADAS Section 303.2

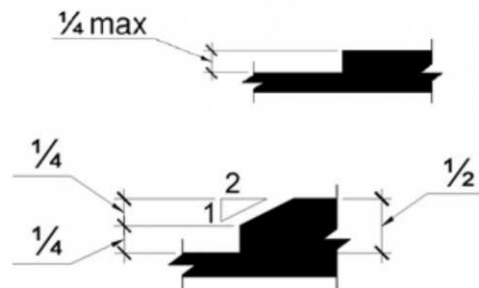

Changes in level of 1/4 inch (6.4 mm) high maximum shall be permitted to be vertical.

Citation:

2010 ADAS Section: 303.3, 303.2

As Built:

Change in level



Baseball Field: Seating

Lat/Long: [42.26033, -83.73467]

Finding: 10 - Route to Bleachers

There is no accessible route to the element.

At least one accessible route shall connect accessible buildings, accessible facilities, accessible elements, and accessible spaces that are on the same site.

2010 ADAS Section 206.2.2

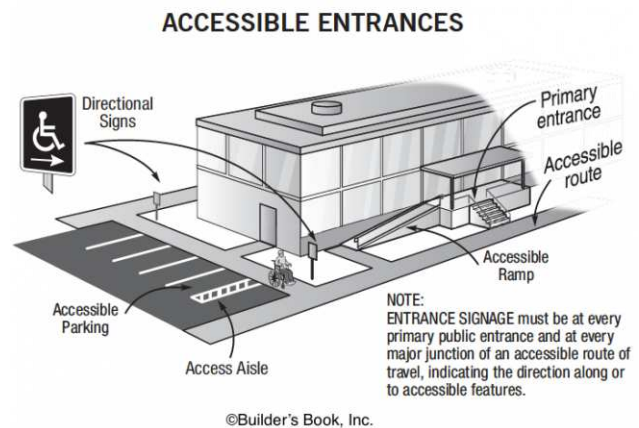

At least one accessible route shall connect accessible buildings, accessible facilities, accessible elements, and accessible spaces that are on the same site.

Citation:

2010 ADAS Section: 206.2.2

As Built:

Accessible route missing



Baseball Field: Seating

Lat/Long: [42.26031, -83.73434]

Finding: 11 - Route to Bleachers

The floor surface does not appear to be firm, stable, or slip resistant.

The wheelchair space floor and ground surfaces shall be stable, firm, and slip resistant.

2010 ADAS Section 302.1

Floor and ground surfaces shall be stable, firm, and slip resistant and shall comply with 302.

Citation:

2010 ADAS Section: 302.1

As Built:

Surface is grass



Baseball Field: Seating

Lat/Long: [42.25955, -83.73532]

Finding: 12 - Accessible route

There is no accessible route to the element.

At least one accessible route shall connect accessible buildings, accessible facilities, accessible elements, and accessible spaces that are on the same site.

2010 ADAS Section 206.2.2

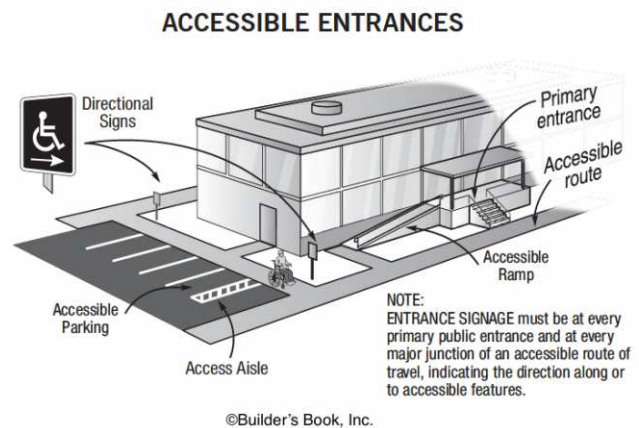
At least one accessible route shall connect accessible buildings, accessible facilities, accessible elements, and accessible spaces that are on the same site.

Citation:

2010 ADAS Section: 206.2.2

As Built:

No accessible route



Baseball Field: Seating

Lat/Long: [42.25999, -83.73499]

Finding: 13 - Accessible route

The floor surface does not appear to be firm, stable, or slip resistant.

The wheelchair space floor and ground surfaces shall be stable, firm, and slip resistant.

2010 ADAS Section 302.1

Floor and ground surfaces shall be stable, firm, and slip resistant and shall comply with 302.

Citation:

2010 ADAS Section: 302.1

As Built:

Surface is grass



Site Accessibility Evaluation



Fritz Park
1450 Pauline Blvd
Ann Arbor, MI 48104
ADA Only

Inspection Date: 07/11/2022

Inspectors: Aileen Dryden, Arturo Pinero, Jesus Lardizabal, Juvelyn Owen, Olaf Brunjes

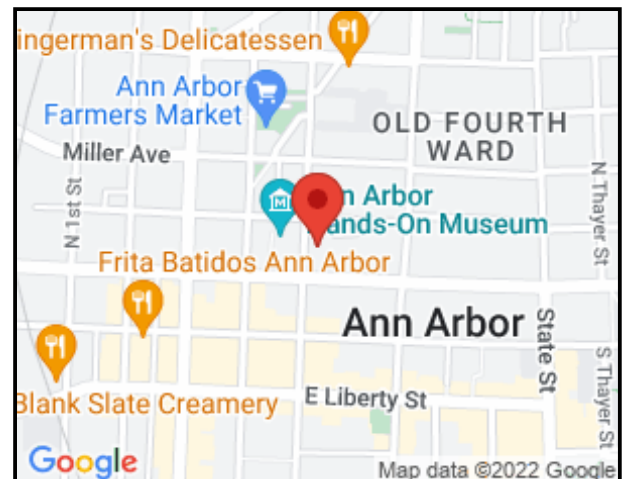
Prepared By



(512) 410 - 7059

alturalp.com

Report Date: 11/15/2022



DNR Accessibility Grading System for Parks and Recreation Facilities

Accessibility Grade

Definition

1

None of the facilities meet accessibility guidelines

2

Some facilities meet accessibility guidelines

3

Most facilities meet accessibility guidelines

4

The entire park meets accessibility guidelines

5

The entire park was developed using the principles of universal design

Play Area: Playground

Lat/Long: [42.26958, -83.7646]

Finding: 1 - Accessible route

The walkway contains abrupt vertical edges and/or variations over a 1/2 inch.

1/4 inch is the maximum vertical rise. Changes in level between 1/4 inch and 1/2 inch must be beveled at 1:2 or less.

Changes in level greater than 1/2 inch must be by way of a ramp.

2010 ADAS Section 303.3

Changes in level between 1/4 inch (6.4 mm) high minimum and 1/2 inch (13 mm) high maximum shall be beveled with a slope not steeper than 1:2.

2010 ADAS Section 303.2

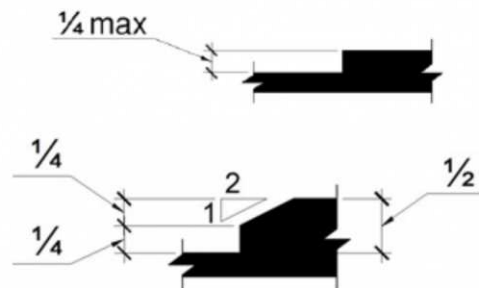
Changes in level of 1/4 inch (6.4 mm) high maximum shall be permitted to be vertical.

Citation:

2010 ADAS Section: 303.3, 303.2

As Built:

Change in level



Play Area: Playground

Lat/Long: [42.26958, -83.76466]

Wheel: N/A, Direction: NW

Finding: 2 - Accessible route

The accessible route contains loose gravel and/or surface materials that do not provide for a stable, firm slip resistant surface.

Floor and ground surfaces shall be stable, firm, and slip resistant.

2010 ADAS Section 302.1

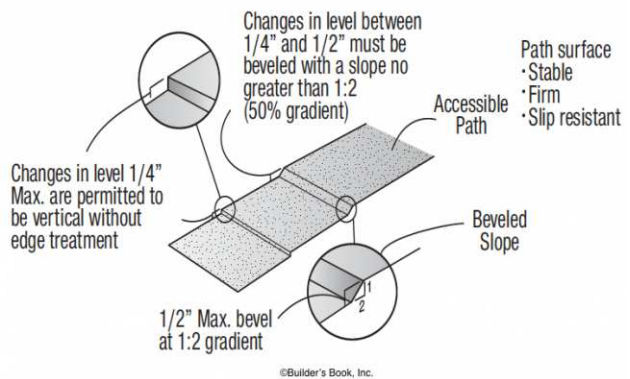
Floor and ground surfaces shall be stable, firm, and slip resistant and shall comply with 302.

Citation:

2010 ADAS Section: 302.1

As Built:

Surface has loose gravel and grass in cracks



Site Accessibility Evaluation



**Fuller Park Pool
1519 Fuller Rd
Angell, MI 48105
ADA Only**

Inspection Date: 07/11/2022

Inspectors: Aileen Dryden, Arturo Pinero, Jesus Lardizabal, Juvelyn Owen, Olaf Brunjes

Prepared By



(512) 410 - 7059

alturalp.com

Report Date: 11/15/2022



DNR Accessibility Grading System for Parks and Recreation Facilities

Accessibility Grade

Definition

1

None of the facilities meet accessibility guidelines

2

Some facilities meet accessibility guidelines

3

Most facilities meet accessibility guidelines

4

The entire park meets accessibility guidelines

5

The entire park was developed using the principles of universal design

Parking: Parking Lot

Lat/Long: [42.28765, -83.72896]

Finding: 1 - Parking lot surface

The surfaces of the accessible parking spaces and access aisles are not firm, stable, and slip resistant.

Floor and ground surfaces shall be stable, firm, and slip resistant

Parking spaces and access aisles serving them shall comply with 302. Access aisles shall be at the same level as the parking spaces they serve. Changes in level are not permitted.

2010 ADAS Section 502.4

Parking spaces and access aisles serving them shall comply with 302. Access aisles shall be at the same level as the parking spaces they serve. Changes in level are not permitted.

2010 ADAS Section 302.1

Floor and ground surfaces shall be stable, firm, and slip resistant and shall comply with 302.

Citation:

2010 ADAS Section: 502.4, 302.1

As Built:

The asphalt is cracked in several places



Parking: Parking Lot

Lat/Long: [42.28765, -83.72896]

Finding: 2 - Accessible parking

There are no van accessible parking stalls.

1 in every 6, minimum of one, required accessible stalls must be a van accessible stall.

There are a total of (XX) parking stalls in the parking lot that could be reasonably associated with this facility. There should be a minimum of (XX) accessible stalls with a minimum of (XX) being designed as van accessible.

2010 ADAS Section 208.2

Parking spaces complying with 502 shall be provided in accordance with Table 208.2 except as required by 208.2.1, 208.2.2, and 208.2.3. Where more than one parking facility is provided on a site, the number of accessible spaces provided on the site shall be calculated according to the number of spaces required for each parking facility.

2010 ADAS Section 208.2.4

For every six or fraction of six parking spaces required by 208.2 to comply with 502, at least one shall be a van parking space complying with 502.

Citation:

2010 ADAS Section: 208.2, 208.2.4

As Built:

No accessible van parking stalls



Total Number of Parking Spaces Provided in Parking Facility	Minimum Number of Required Accessible Parking Spaces
1 to 25	1
26 to 50	2
51 to 75	3
76 to 100	4
101 to 150	5
151 to 200	6
201 to 300	7
301 to 400	8
401 to 500	9
501 to 1000	2 percent of total
1001 and over	20, plus 1 for each 100, or fraction thereof, over 1000

Parking: Parking Lot

Lat/Long: [42.28765, -83.72896]

Finding: 3 - Accessible parking aisle

The access aisle is missing at the accessible parking stall.

Access aisles serving parking spaces shall adjoin an accessible route. Two parking spaces shall be permitted to share a common access aisle.

2010 ADAS Section 502.2

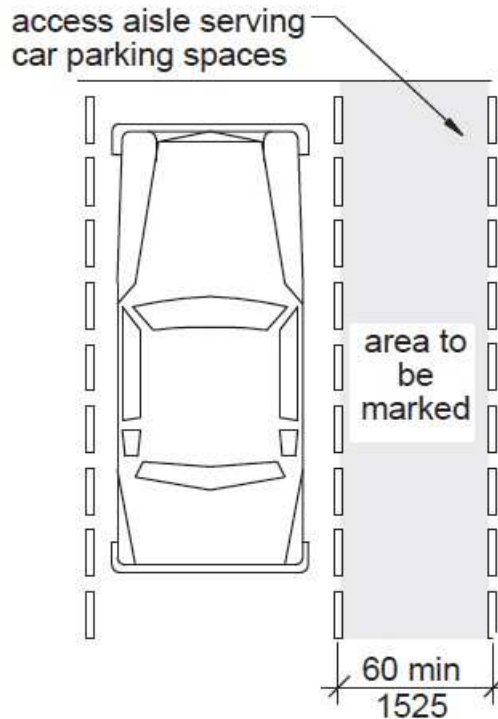

Car parking spaces shall be 96 inches (2440 mm) wide minimum and van parking spaces shall be 132 inches (3350 mm) wide minimum, shall be marked to define the width, and shall have an adjacent access aisle complying with 502.3.

Citation:

2010 ADAS Section: 502.2

As Built:

None of the 5 accessible stalls have an access aisle



Exterior: Sidewalks

Lat/Long: [42.28793, -83.72846]

Finding: 4 - Accessible route

The accessible path of travel between buildings has cross slopes greater than 2%.

Surface cross slopes shall not exceed one unit vertical in 48 units horizontal (2-percent slope).

2010 ADAS Section 403.3

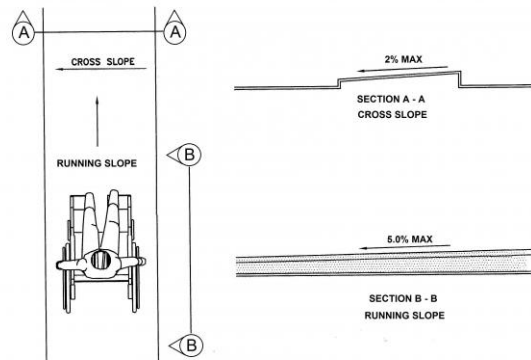
The running slope of walking surfaces shall not be steeper than 1:20. The cross slope of walking surfaces shall not be steeper than 1:48.

Citation:

2010 ADAS Section: 403.3

As Built:

Accessible route from main pool building to rest of the facility has a cross slope of up to 7% at the floor drain in front of entrance



Exterior: Trails

Lat/Long: [42.28797, -83.72872]

Finding: 5 - Accessible route

The accessible route contains loose gravel and/or surface materials that do not provide for a stable, firm slip resistant surface.

Floor and ground surfaces shall be stable, firm, and slip resistant.

2010 ADAS Section 302.1

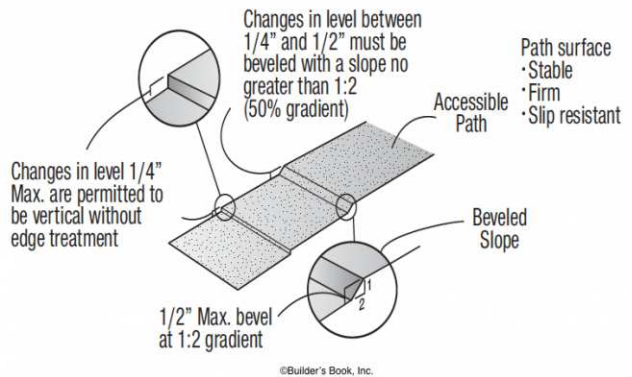
Floor and ground surfaces shall be stable, firm, and slip resistant and shall comply with 302.

Citation:

2010 ADAS Section: 302.1

As Built:

There is no accessible route connecting the pool and playground to each of the soccer fields



Exterior: Play Areas

Lat/Long: [42.28759, -83.72836]

Finding: 6 - Route To Play Area

An accessible route is not provided within the play area or it does not connect accessible ground level components, elevated components, or the entry and exit points of the play components.

At least one accessible route shall be provided within the play area. The accessible route shall connect ground level play components required to be accessible and elevated play components required to be accessible, including entry and exit points of the play components.

2010 ADAS Section 206.2.17.1

At least one accessible route shall be provided within the play area. The accessible route shall connect ground level play components required to comply with 240.2.1 and elevated play components required to comply with 240.2.2, including entry and exit points of the play components.

Citation:

2010 ADAS Section: 206.2.17.1

As Built:

No accessible route



Exterior: Play Areas

Lat/Long: [42.28758, -83.72835]

Finding: 7 - Route To Ball Pit

An accessible route is not provided within the play area or it does not connect accessible ground level components, elevated components, or the entry and exit points of the play components.

At least one accessible route shall be provided within the play area. The accessible route shall connect ground level play components required to be accessible and elevated play components required to be accessible, including entry and exit points of the play components.

2010 ADAS Section 206.2.17.1

At least one accessible route shall be provided within the play area. The accessible route shall connect ground level play components required to comply with 240.2.1 and elevated play components required to comply with 240.2.2, including entry and exit points of the play components.

Citation:

2010 ADAS Section: 206.2.17.1

As Built:

Accessible route



Exterior: Play Areas

Lat/Long: [42.28758, -83.72835]

Finding: 8 - Grill

There is no accessible route to the element.

At least one accessible route shall connect accessible buildings, accessible facilities, accessible elements, and accessible spaces that are on the same site.

2010 ADAS Section 206.2.2

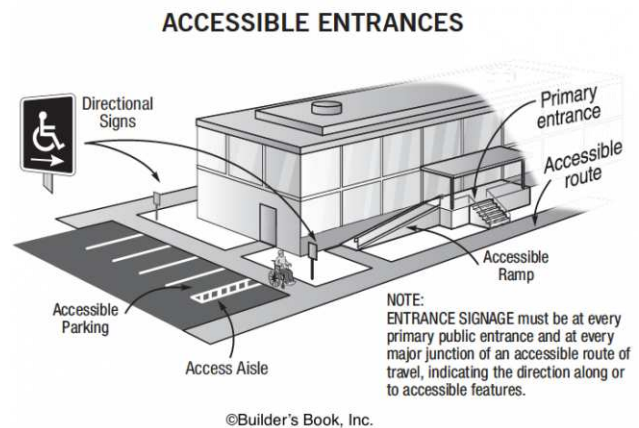
At least one accessible route shall connect accessible buildings, accessible facilities, accessible elements, and accessible spaces that are on the same site.

Citation:

2010 ADAS Section: 206.2.2

As Built:

No accessible route to the grill



Exterior: Play Areas

Lat/Long: [42.28758, -83.72835]

Finding: 9 - Cabin Accessible Route

The route contains openings greater than 1/2 inch.

Openings in floor or ground surfaces shall not allow passage of a sphere more than 1/2 inch diameter. Elongated openings shall be placed so that the long dimension is perpendicular to the dominant direction of travel.

2010 ADAS Section 302.3

Openings in floor or ground surfaces shall not allow passage of a sphere more than 1/2 inch (13 mm) diameter except as allowed in 407.4.3, 409.4.3, 410.4, 810.5.3 and 810.10. Elongated openings shall be placed so that the long dimension is perpendicular to the dominant direction of travel.

Citation:

2010 ADAS Section: 302.3

As Built:

Change in level



Exterior: Play Areas

Lat/Long: [42.28758, -83.72835]

Finding: 10 - Camp Cabins Accessible Route

There is no accessible route to the element.

At least one accessible route shall connect accessible buildings, accessible facilities, accessible elements, and accessible spaces that are on the same site.

2010 ADAS Section 206.2.2

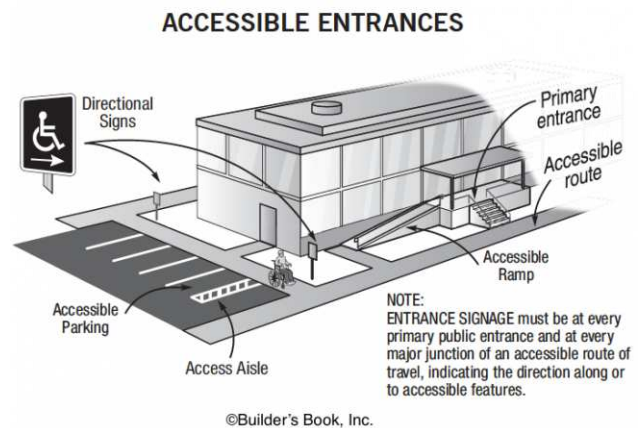
At least one accessible route shall connect accessible buildings, accessible facilities, accessible elements, and accessible spaces that are on the same site.

Citation:

2010 ADAS Section: 206.2.2

As Built:

No accessible route



Finding #10 Additional Finding Photos



Exterior: Exterior Restrooms

Lat/Long: [42.28795, -83.72916]

Finding: 11 - Rear Grab Bar

The rear grab bar does not extend adequately past the toilet on the wide side.

The rear grab bar must be a minimum of 36 inches long and extend from the centerline of the toilet 12 inches minimum on wall side and 24 inches minimum on the wide side.

Grab bars shall be installed in a horizontal position, 33 inches minimum and 36 inches maximum above the finish floor measured to the top of the gripping surface and the space between the grab bar and the top of the tank shall be 1-1/2 inches minimum.

2010 ADAS Section 604.5.2

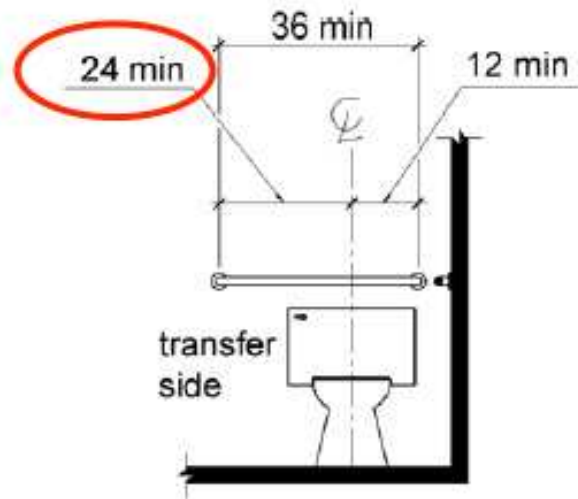
The rear wall grab bar shall be 36 inches (915 mm) long minimum and extend from the centerline of the water closet 12 inches (305 mm) minimum on one side and 24 inches (610 mm) minimum on the other side.

Citation:

2010 ADAS Section: 604.5.2

As Built:

Rear grab bar extends 22 inches from the centerline of the water closet



Exterior: Exterior Restrooms

Lat/Long: [42.28796, -83.72885]

Finding: 12 - Dispenser

The toilet paper is not installed within the compliant range.

Toilet paper dispensers shall be 7 inches minimum and 9 inches maximum in front of the water closet measured to the centerline of the dispenser. The outlet of the dispenser shall be 15 inches minimum and 48 inches maximum above the finish floor and shall not be located behind grab bars. Dispensers shall not be of a type that controls delivery or that does not allow continuous paper flow. There shall be a clearance of 1 1/2 inches minimum below the grab bar.

2010 ADAS Section 604.7

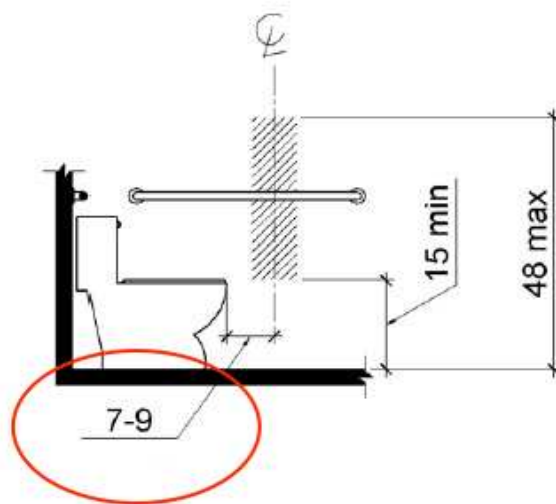
Toilet paper dispensers shall comply with 309.4 and shall be 7 inches (180 mm) minimum and 9 inches (230 mm) maximum in front of the water closet measured to the centerline of the dispenser. The outlet of the dispenser shall be 15 inches (380 mm) minimum and 48 inches (1220 mm) maximum above the finish floor and shall not be located behind grab bars. Dispensers shall not be of a type that controls delivery or that does not allow continuous paper flow.

Citation:

2010 ADAS Section: 604.7

As Built:

The centerline of the toilet paper dispenser is aligned with the front edge of the water closet and is 50 inches high



Exterior: Exterior Restrooms

Lat/Long: [42.28792, -83.72899]

Finding: 13 - Drinking fountain

The drinking fountain projects from the wall into the pedestrian way with its leading edge above 27 inches from the floor.

Objects may protrude no more than 4 inches into circulation route when located between 27 and 80 inches above the floor. All drinking fountains shall be positioned so as not to encroach into pedestrian ways.

2010 ADAS Section 307.2

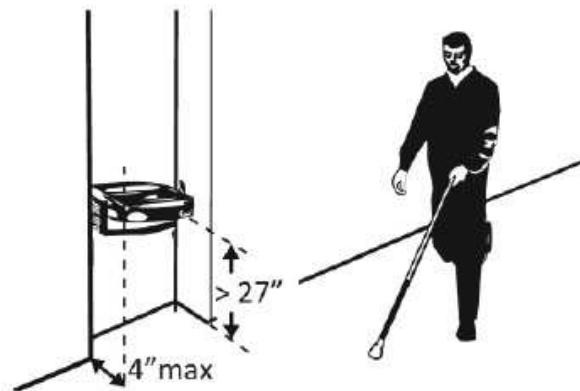
Objects with leading edges more than 27 inches (685 mm) and not more than 80 inches (2030 mm) above the finish floor or ground shall protrude 4 inches (100 mm) maximum horizontally into the circulation path.

Citation:

2010 ADAS Section: 307.2

As Built:

Low drinking fountain has the apron at 28 inches high



Exterior: Exterior Restrooms

Lat/Long: [42.28792, -83.72899]

Finding: 14 - Drinking fountain

There is no drinking fountain for standing persons.

No fewer than two drinking fountains shall be provided. One drinking fountain shall meet requirements for wheelchair accessibility and one drinking fountain shall meet requirements for standing persons.

Where a single drinking fountain complies with both wheelchair accessibility and requirements for standing persons, it shall be permitted to be substituted for two separate drinking fountains.

Spout outlets of drinking fountains for standing persons shall be 38 inches minimum and 43 inches maximum above the finish floor or ground.

2010 ADAS Section 602.7

Spout outlets of drinking fountains for standing persons shall be 38 inches (965 mm) minimum and 43 inches (1090 mm) maximum above the finish floor or ground.

2010 ADAS Section 211.2

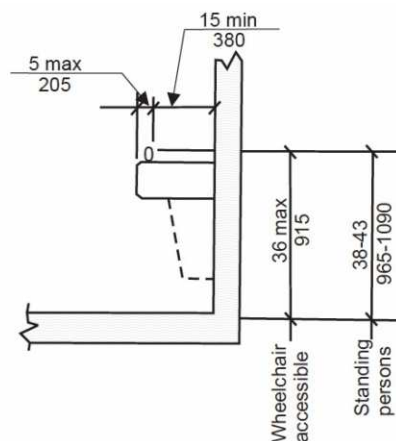
No fewer than two drinking fountains shall be provided. One drinking fountain shall comply with 602.1 through 602.6 and one drinking fountain shall comply with 602.7.

Citation:

2010 ADAS Section: 602.7, 211.2

As Built:

There is no high drinking fountain provided



Exterior: Plaza

Lat/Long: [42.28759, -83.72835]

Finding: 15 - Pump House Drinking Fountain

There is no drinking fountain for standing persons.

No fewer than two drinking fountains shall be provided. One drinking fountain shall meet requirements for wheelchair accessibility and one drinking fountain shall meet requirements for standing persons.

Where a single drinking fountain complies with both wheelchair accessibility and requirements for standing persons, it shall be permitted to be substituted for two separate drinking fountains.

Spout outlets of drinking fountains for standing persons shall be 38 inches minimum and 43 inches maximum above the finish floor or ground.

2010 ADAS Section 602.7

Spout outlets of drinking fountains for standing persons shall be 38 inches (965 mm) minimum and 43 inches (1090 mm) maximum above the finish floor or ground.

2010 ADAS Section 211.2

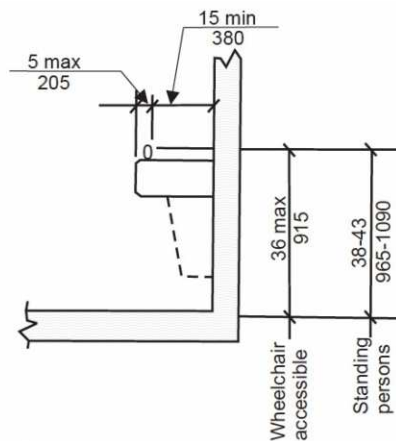
No fewer than two drinking fountains shall be provided. One drinking fountain shall comply with 602.1 through 602.6 and one drinking fountain shall comply with 602.7.

Citation:

2010 ADAS Section: 602.7, 211.2

As Built:

No high drinking fountain



Exterior: Plaza

Lat/Long: [42.28759, -83.72836]

Finding: 16 - Pump House Drinking Fountain

The drinking fountain projects from the wall into the pedestrian way with its leading edge above 27 inches from the floor.

Objects may protrude no more than 4 inches into circulation route when located between 27 and 80 inches above the floor. All drinking fountains shall be positioned so as not to encroach into pedestrian ways.

2010 ADAS Section 307.2

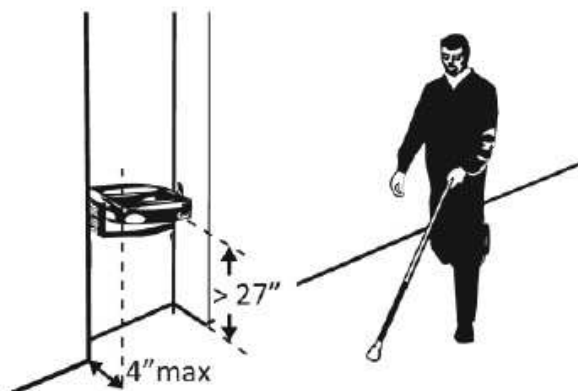
Objects with leading edges more than 27 inches (685 mm) and not more than 80 inches (2030 mm) above the finish floor or ground shall protrude 4 inches (100 mm) maximum horizontally into the circulation path.

Citation:

2010 ADAS Section: 307.2

As Built:

Drinking fountain is protruding



Exterior: Plaza

Lat/Long: [42.28759, -83.72836]

Finding: 17 - Pipe Insulation

The water and drain pipes under the lavatory are not adequately insulated.

Water supply and drain pipes under lavatories and sinks shall be insulated or otherwise configured to protect against contact. There shall be no sharp or abrasive surfaces under lavatories and sinks.

2010 ADAS Section 606.5

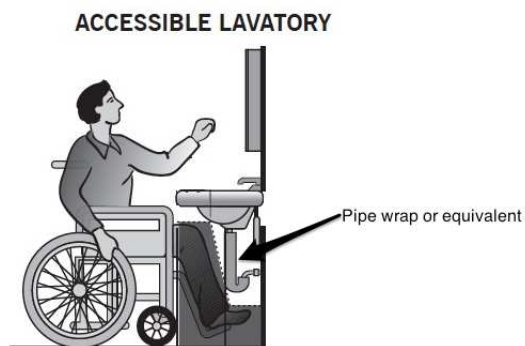
Water supply and drain pipes under lavatories and sinks shall be insulated or otherwise configured to protect against contact. There shall be no sharp or abrasive surfaces under lavatories and sinks.

Citation:

2010 ADAS Section: 606.5

As Built:

Not fully insulated



Exterior: Plaza

Lat/Long: [42.28759, -83.72836]

Finding: 18 - Unisex Shower

The operable parts of controls are not located on the side wall adjacent to the seat at 27 inches maximum from the side wall behind the seat or on the back wall opposite the seat 15 inches maximum of the centerline of the seat.

In alternate roll-in type shower compartments, the controls, faucets, and shower spray unit shall be located above the grab bar, but no higher than 48 inches above the shower floor. Where a seat is provided, the controls, faucets, and shower spray unit shall be located on the side wall adjacent to the seat 27 inches maximum from the side wall behind the seat or shall be located on the back wall opposite the seat 15 inches maximum, left or right, of the centerline of the seat. Where a seat is not provided, the controls, faucets, and shower spray unit shall be installed on the side wall farthest from the compartment entry.

2010 ADAS Section 608.5.3

In alternate roll-in type shower compartments, the controls, faucets, and shower spray unit shall be located above the grab bar, but no higher than 48 inches (1220 mm) above the shower floor. Where a seat is provided, the controls, faucets, and shower spray unit shall be located on the side wall adjacent to the seat 27 inches (685 mm) maximum from the side wall behind the seat or shall be located on the back wall opposite the seat 15 inches (380 mm) maximum, left or right, of the centerline of the seat. Where a seat is not provided, the controls, faucets, and shower spray unit shall be installed on the side wall farthest from the compartment entry.

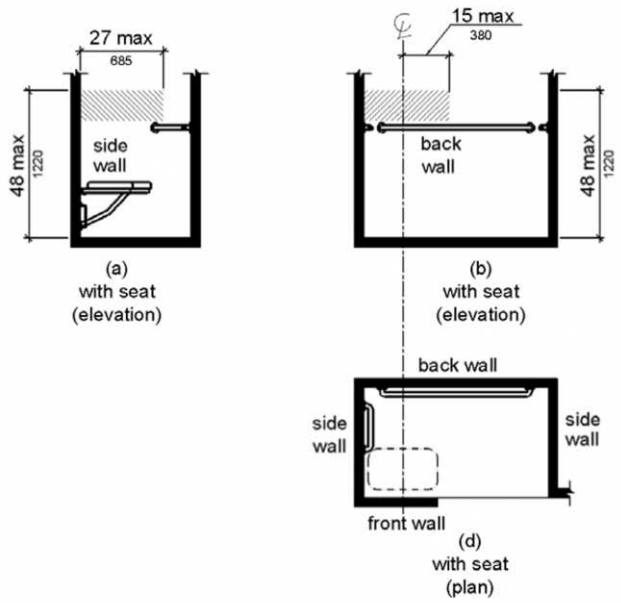

Citation:

2010 ADAS Section: 608.5.3

As Built:

56" shower head

Finding #18 Continued



Exterior: Plaza

Lat/Long: [42.28759, -83.72836]

Finding: 19 - Unisex Lockers

Accessible lockers are not provided.

5% but not less than one of each type of locker must be accessible. Lockers of different size are considered different types.

Although not specifically required, it is considered "best practices" that accessible elements be identified to prevent confusion for those needing accessible elements and to indicate to those that do not need accessible elements that they should only be used if others are unavailable.

2010 ADAS Section 225.2.1

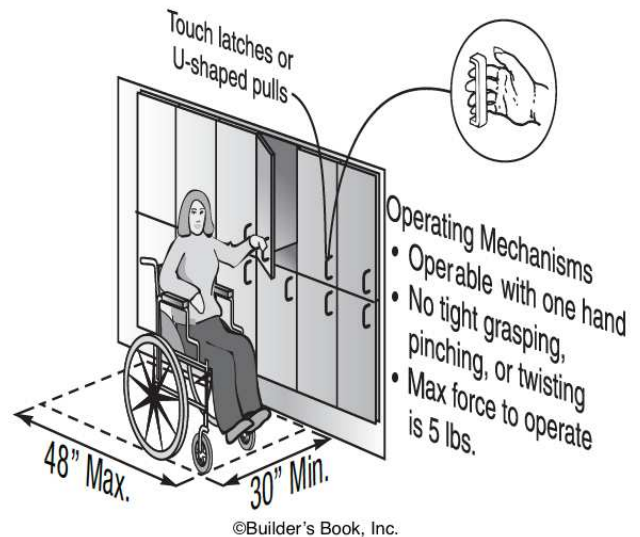
Where lockers are provided, at least 5 percent, but no fewer than one of each type, shall comply with 811.

Citation:

2010 ADAS Section: 225.2.1

As Built:

56" shower head



Exterior: Plaza

Lat/Long: [42.28759, -83.72836]

Finding: 20 - Unisex Dispenser

The (XX) projects more than 4 inches into the circulation path.

Wall-mounted objects that have leading edges between 27 inches and 80 inches from the floor must not project more than 4 inches into the circulation path. Protruding objects that extend to the floor or within 27 inches of the floor are cane detectable and are therefore not hazardous. Where it is necessary or desirable to have objects protrude from the wall, a manner of cane detection must be provided.

2010 ADAS Section 307.2

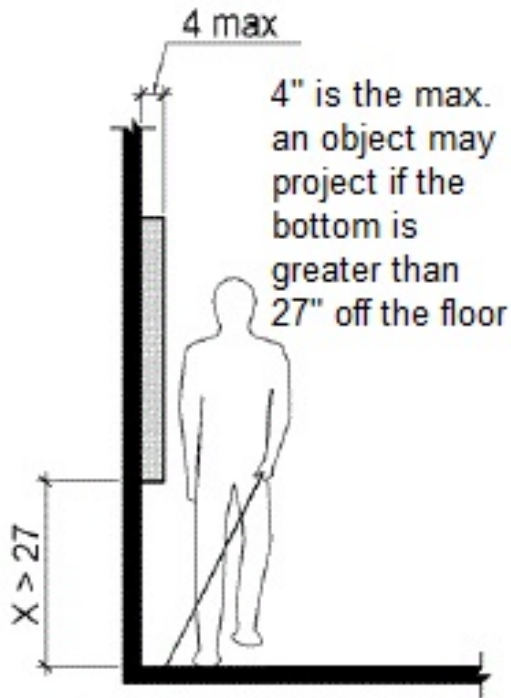
Objects with leading edges more than 27 inches (685 mm) and not more than 80 inches (2030 mm) above the finish floor or ground shall protrude 4 inches (100 mm) maximum horizontally into the circulation path.

Citation:

2010 ADAS Section: 307.2

As Built:

56" shower head



Exterior: Pool Deck

Lat/Long: [42.28759, -83.72948]

Finding: 21 - Fence Hooks

The fence hooks are positioned too high for either a side or front approach.

Where a clear floor or ground space allows a parallel approach to an element and the side reach is unobstructed, the high side reach shall be 48 inches maximum and the low side reach shall be 15 inches minimum above the finish floor or ground.

Where a forward reach is unobstructed, the high forward reach shall be 48 inches maximum and the low forward reach shall be 15 inches minimum above the finish floor or ground.

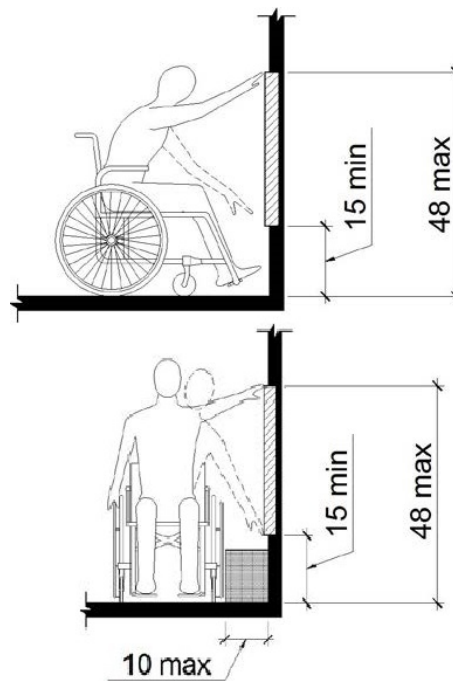

2010 ADAS Section 308.1
Reach ranges shall comply with 308.

Citation:

2010 ADAS Section: 308.1

As Built:

Fence hooks are too high



Exterior: Pool Deck

Lat/Long: [42.28757, -83.72835]

Finding: 22 - Seating Area

There is no accessible route to the element.

At least one accessible route shall connect accessible buildings, accessible facilities, accessible elements, and accessible spaces that are on the same site.

2010 ADAS Section 206.2.2

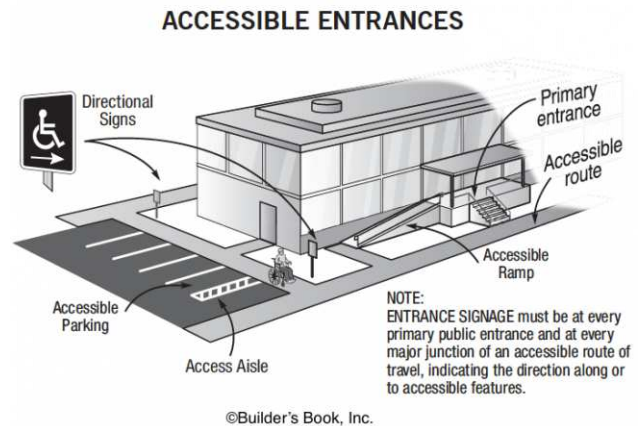
At least one accessible route shall connect accessible buildings, accessible facilities, accessible elements, and accessible spaces that are on the same site.

Citation:

2010 ADAS Section: 206.2.2

As Built:

6" raised slab



Exterior: Locker Room

Lat/Long: [42.28759, -83.72836]

Finding: 23 - Locker Room Hooks

The coat hook is installed greater than 48 inches above the finished floor.

Coat hooks provided within the room shall be located within compliant reach range for a forward or parallel approach.

Where a forward reach is unobstructed, the high forward reach shall be 48 inches maximum above the finished floor. Where the reach depth exceeds 20 inches, the high forward reach shall be 44 inches maximum and the reach depth shall be 25 inches maximum. Where a side reach is unobstructed, the high side reach shall be 48 inches maximum above the finished floor for a reach depth of 10 inches maximum. Where the reach depth exceeds 10 inches, the high side reach shall be 46 inches maximum for a reach depth of 24 inches maximum. Where the high side reach is over an obstruction, the height of the obstruction shall be 34 inches maximum and the depth of the obstruction shall be 24 inches maximum.

2010 ADAS Section 308.2.1

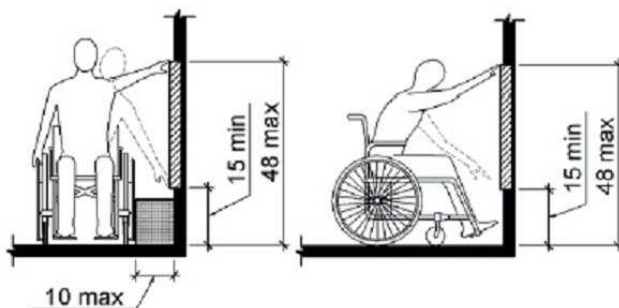
Where a forward reach is unobstructed, the high forward reach shall be 48 inches (1220 mm) maximum and the low forward reach shall be 15 inches (380 mm) minimum above the finish floor or ground.

Citation:

2010 ADAS Section: 308.2.1

As Built:

Hooks are too high



Exterior: Locker Room

Lat/Long: [42.28759, -83.72836]

Finding: 24 - Women's Lockers

Accessible lockers are not provided.

5% but not less than one of each type of locker must be accessible. Lockers of different size are considered different types.

Although not specifically required, it is considered "best practices" that accessible elements be identified to prevent confusion for those needing accessible elements and to indicate to those that do not need accessible elements that they should only be used if others are unavailable.

2010 ADAS Section 225.2.1

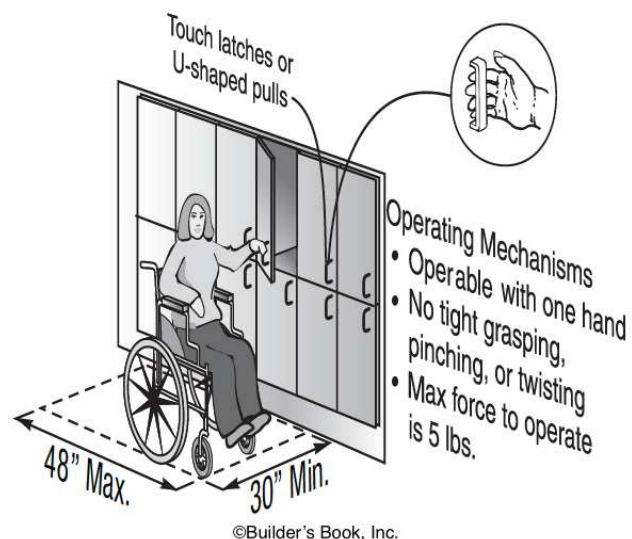

Where lockers are provided, at least 5 percent, but no fewer than one of each type, shall comply with 811.

Citation:

2010 ADAS Section: 225.2.1

As Built:

No accessible lockers



Exterior: Locker Room

Lat/Long: [42.28759, -83.72836]

Finding: 25 - Women's Locker Bench Seat

There is no compliant bench in the locker room.

Every accessible dressing room must have seats that are 42 inches long minimum and 20 inches deep minimum and 24 inches deep maximum. The bench shall provide for back support or shall be affixed to a wall along its long dimension. Back support shall be 48 inches long minimum and shall extend from a point 2 inches maximum above the seat surface to a point 18 inches minimum above the seat surface. Back support shall be 2-1/2 inches maximum from the rear edge of the seat measured horizontally.. The bench must be mounted 17 to 19 inches above the finish floor. A clear floor space measuring 30 inches by 48 inches (or 36 inches by 48 inches if located in an alcove) shall be provided alongside the narrow side of the bench to allow a person using a wheelchair to make a side transfer onto the bench.

2010 ADAS Section 903.4

The bench shall provide for back support or shall be affixed to a wall. Back support shall be 42 inches (1065 mm) long minimum and shall extend from a point 2 inches (51 mm) maximum above the seat surface to a point 18 inches (455 mm) minimum above the seat surface. Back support shall be 2 1/2 inches (64 mm) maximum from the rear edge of the seat measured horizontally.

Citation:

2010 ADAS Section: 903.4

As Built:

12" bench seat

Exterior: Locker Room

Lat/Long: [42.28759, -83.72836]

Finding: 26 - Changing Room

There are no accessible fitting and/or dressing rooms.

Where fitting or dressing rooms are provided for male or female customers, patients, employees or the general public, 5 percent, but never less than one, of dressings rooms for each type of use in each cluster of dressing rooms shall be accessible and located on an accessible route.

2010 ADAS Section 222.1

Where dressing rooms, fitting rooms, or locker rooms are provided, at least 5 percent, but no fewer than one, of each type of use in each cluster provided shall comply with 803.

Citation:

2010 ADAS Section: 222.1

As Built:

No accessible changing rooms



Exterior: Locker Room

Lat/Long: [42.28751, -83.72841]

Finding: 27 - Suit Dryer

The element is not accessible because the operable parts are not within the required reach range.

Operable parts on accessible elements, accessible routes, and in accessible rooms and spaces shall comply with requirements for operable parts. The requirements include complying with a clear floor space, reach range, and operation.

2010 ADAS Section 205.1


Operable parts on accessible elements, accessible routes, and in accessible rooms and spaces shall comply with 309.

Citation:

2010 ADAS Section: 205.1

As Built:

43"



Exterior: Locker Room

Lat/Long: [42.28775, -83.73021]

Finding: 28 - Paper Towel

The paper towel dispenser's operation mechanism is too high off the floor.

Dispensers must have all operable parts a maximum of 48 inches above the floor.

2010 ADAS Section 308.2.1

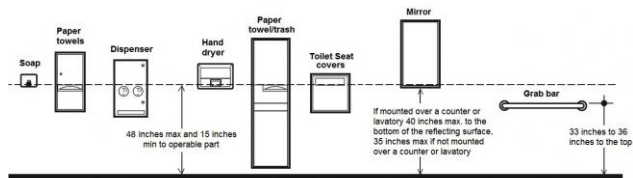
Where a forward reach is unobstructed, the high forward reach shall be 48 inches (1220 mm) maximum and the low forward reach shall be 15 inches (380 mm) minimum above the finish floor or ground.

Citation:

2010 ADAS Section: 308.2.1

As Built:

52"



Exterior: Locker Room

Lat/Long: [42.28775, -83.73021]

Finding: 29 - Flush Side

Controls shall be operable with one hand and shall not require tight grasping, pinching or twisting. Controls for the flush valves shall be mounted on the wide side of toilet areas, no more than 48 inches above the floor.

2010 ADAS Section 604.6

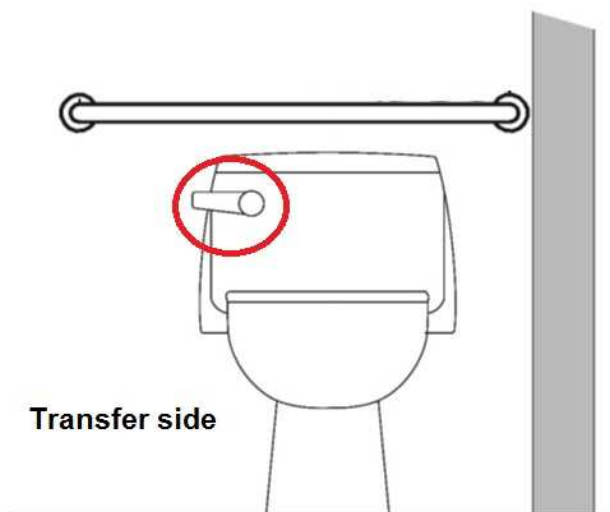
Flush controls shall be hand operated or automatic. Hand operated flush controls shall comply with 309. Flush controls shall be located on the open side of the water closet except in ambulatory accessible compartments complying with 604.8.2.

Citation:

2010 ADAS Section: 604.6

As Built:

The flush handle is located on the wrong side of the toilet.



Exterior: Locker Room

Lat/Long: [42.28759, -83.72836]

Finding: 30 - ADA Shower

The adjustable-height shower head vertical bar obstructs the use of a grab bar.

The sprayer unit must have a 59 inches hose and be mounted 48 inches maximum to the top of mounting bracket off the floor. The shower spray unit shall have an on/off control with a non-positive shut-off. If an adjustable-height shower head on a vertical bar is used, the bar shall be installed so as not to obstruct the use of grab bars.

2010 ADAS Section 608.6

A shower spray unit with a hose 59 inches (1500 mm) long minimum that can be used both as a fixed-position shower head and as a hand-held shower shall be provided. The shower spray unit shall have an on/off control with a non-positive shut-off. If an adjustable-height shower head on a vertical bar is used, the bar shall be installed so as not to obstruct the use of grab bars. Shower spray units shall deliver water that is 120 degrees Fahrenheit (49 degrees Celsius) maximum.

Citation:

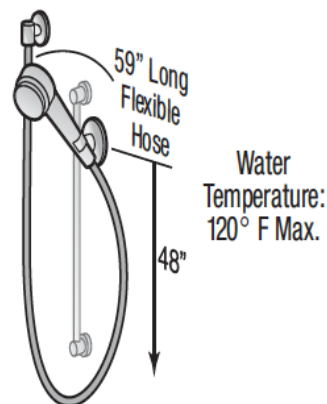
2010 ADAS Section: 608.6

As Built:

70" top of mount bar



SHOWER SPRAY UNIT



Top of mounting bracket: 48" Max.
above the shower floor.

©Builder's Book, Inc.

Exterior: Locker Room

Lat/Long: [42.28759, -83.72836]

Finding: 31 - Ambulatory Stall

The room contains 6 or more fixtures and therefore must have a minimum of one ambulatory toilet stall.

Where six or more compartments are provided, or where the combination of urinals and water closets totals six or more fixtures within a multiple-accommodation toilet room, at least one ambulatory accessible compartment must be provided in addition to the accessible water closet compartment,.

The ambulatory accessible compartment shall be 35-37 inches wide and 60 inches minimum deep. The door shall not encroach into the required compartment area and must be self closing. Grab bars must be installed on both sides.

2010 ADAS Section 213.3.1

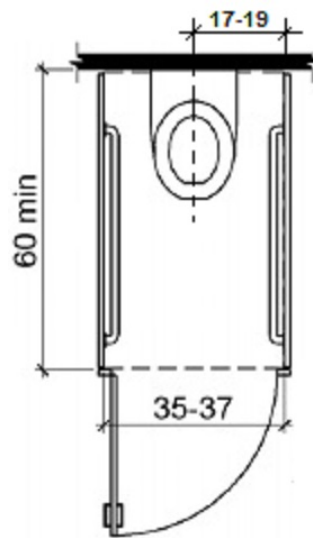
Where toilet compartments are provided, at least one toilet compartment shall comply with 604.8.1. In addition to the compartment required to comply with 604.8.1, at least one compartment shall comply with 604.8.2 where six or more toilet compartments are provided, or where the combination of urinals and water closets totals six or more fixtures.

Citation:

2010 ADAS Section: 213.3.1

As Built:

70" top of mount bar



Exterior: Locker Room

Lat/Long: [42.28759, -83.72836]

Finding: 32 - Shower Clearance

The transfer shower compartment is not the minimum required size.

Transfer type shower compartments shall be 36 inches by 36 inches clear inside dimensions measured at the center points of opposing sides and shall have a 36 inch wide minimum entry on the face of the shower compartment.

2010 ADAS Section 608.2.1

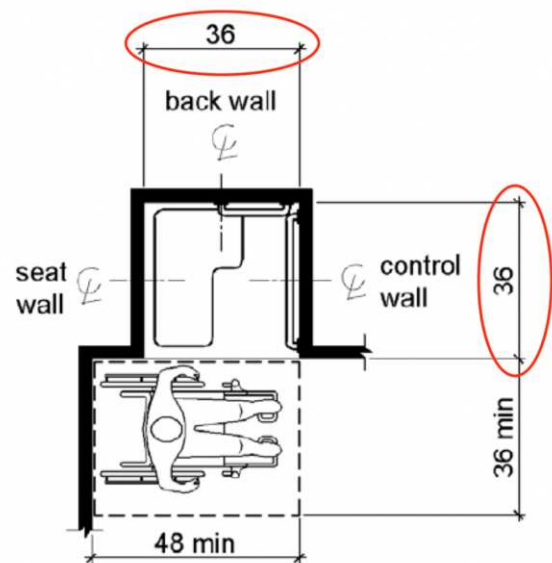
Transfer type shower compartments shall be 36 inches (915 mm) by 36 inches (915 mm) clear inside dimensions measured at the center points of opposing sides and shall have a 36 inch (915 mm) wide minimum entry on the face of the shower compartment. Clearance of 36 inches (915 mm) wide minimum by 48 inches (1220 mm) long minimum measured from the control wall shall be provided.

Citation:

2010 ADAS Section: 608.2.1

As Built:

32" x 36"



Note: Inside finished dimensions measured at the center points of opposing sides.

Lobby: Reception Area

Lat/Long: [42.28828, -83.72826]

Finding: 33 - TV

The wall-mounted TV projects more than 4 inches into the circulation path.

Wall-mounted objects that have leading edges between 27 inches and 80 inches from the floor must not project more than 4 inches into the circulation path. Protruding objects that extend to the floor or within 27 inches of the floor are cane detectable and are therefore not hazardous. Where it is necessary or desirable to have objects protrude from the wall, a manner of cane detection must be provided.

2010 ADAS Section 307.2

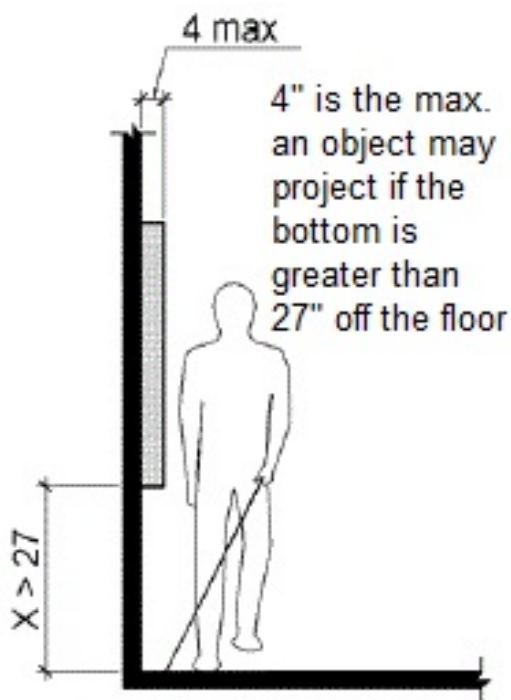

Objects with leading edges more than 27 inches (685 mm) and not more than 80 inches (2030 mm) above the finish floor or ground shall protrude 4 inches (100 mm) maximum horizontally into the circulation path.

Citation:

2010 ADAS Section: 307.2

As Built:

Wall-mounted TV protrudes 5-1/2 inches from the wall



Lobby: Unisex Restroom

Lat/Long: [42.28751, -83.72841]

Finding: 34 - Door stopper on restroom door behind reception counter

The door has a door stop which prevents it from having a smooth surface at the bottom.

Swinging door surfaces within 10 inches of the finish floor or ground measured vertically must have a smooth surface on the push side extending the full width of the door. Parts creating horizontal or vertical joints in these surfaces shall be within 1/16 inch of the same plane as the other. Cavities created by added kick plates shall be capped. This is required to allow those that use wheelchairs to use their footrests to push the door open without getting trapped or injured by the gate material. All gates, including ticket gates, shall meet all applicable specifications for doors.

2010 ADAS Section 404.2.10

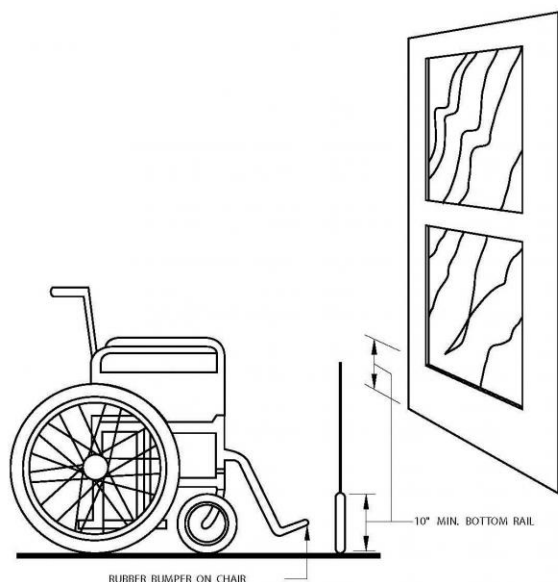
Swinging door and gate surfaces within 10 inches (255 mm) of the finish floor or ground measured vertically shall have a smooth surface on the push side extending the full width of the door or gate. Parts creating horizontal or vertical joints in these surfaces shall be within 1/16 inch (1.6 mm) of the same plane as the other. Cavities created by added kick plates shall be capped.

Citation:

2010 ADAS Section: 404.2.10

As Built:

Door stopper



Lobby: Unisex Restroom

Lat/Long: [42.28751, -83.72841]

Finding: 35 - Feminine product dispenser

The dispenser projects more than 4 inches into the circulation path.

Wall-mounted objects that have leading edges between 27 inches and 80 inches from the floor must not project more than 4 inches into the circulation path. Protruding objects that extend to the floor or within 27 inches of the floor are cane detectable and are therefore not hazardous. Where it is necessary or desirable to have objects protrude from the wall, a manner of cane detection must be provided.

2010 ADAS Section 307.2

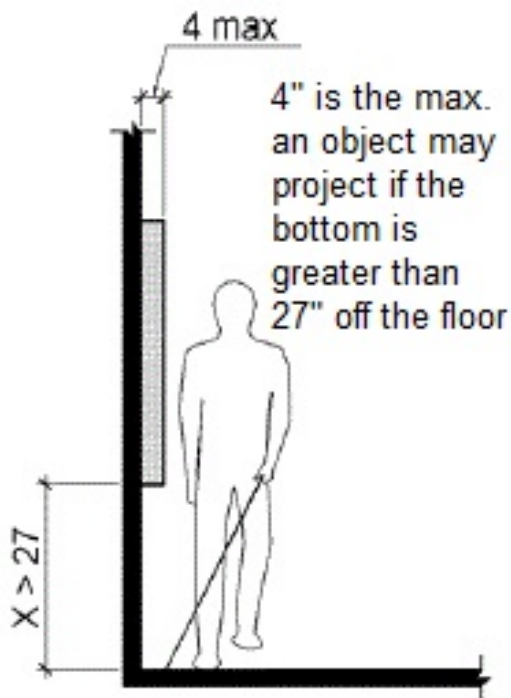

Objects with leading edges more than 27 inches (685 mm) and not more than 80 inches (2030 mm) above the finish floor or ground shall protrude 4 inches (100 mm) maximum horizontally into the circulation path.

Citation:

2010 ADAS Section: 307.2

As Built:

Feminine product dispenser protrudes 6 inches



Lobby: Unisex Restroom

Lat/Long: [42.28751, -83.72841]

Finding: 36 - Flush handle

The flush handle is located on the wrong side of the toilet.

Controls shall be operable with one hand and shall not require tight grasping, pinching or twisting. Controls for the flush valves shall be mounted on the wide side of toilet areas, no more than 48 inches above the floor.

2010 ADAS Section 604.6

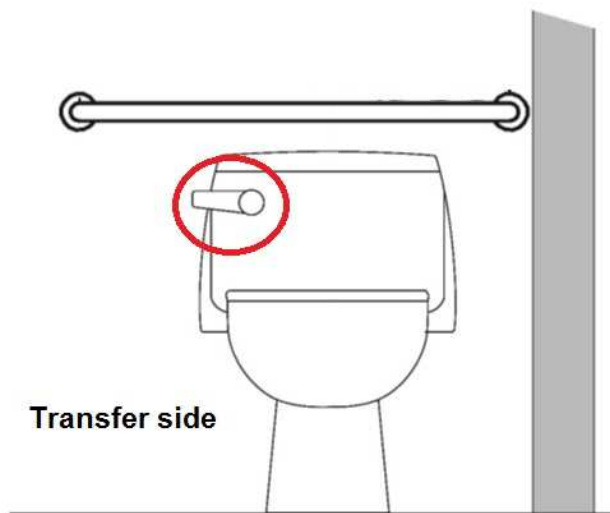
Flush controls shall be hand operated or automatic. Hand operated flush controls shall comply with 309. Flush controls shall be located on the open side of the water closet except in ambulatory accessible compartments complying with 604.8.2.

Citation:

2010 ADAS Section: 604.6

As Built:

Flush handle is towards the side wall



Lobby: Unisex Restroom

Lat/Long: [42.28751, -83.72841]

Finding: 37 - Rear grab bar

The rear grab bar does not extend adequately past the toilet on the wide side.

The rear grab bar must be a minimum of 36 inches long and extend from the centerline of the toilet 12 inches minimum on wall side and 24 inches minimum on the wide side.

Grab bars shall be installed in a horizontal position, 33 inches minimum and 36 inches maximum above the finish floor measured to the top of the gripping surface and the space between the grab bar and the top of the tank shall be 1-1/2 inches minimum.

2010 ADAS Section 604.5.2

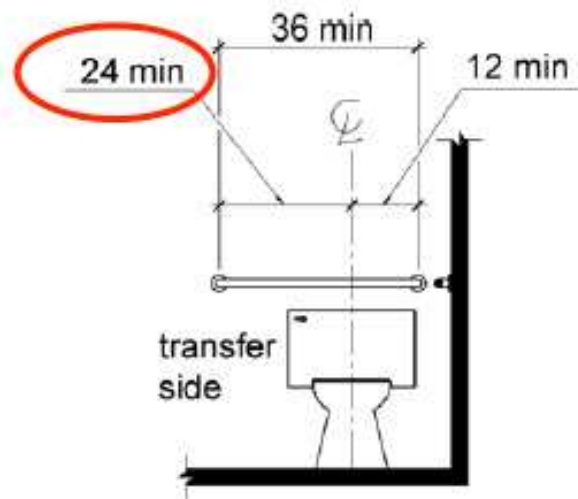
The rear wall grab bar shall be 36 inches (915 mm) long minimum and extend from the centerline of the water closet 12 inches (305 mm) minimum on one side and 24 inches (610 mm) minimum on the other side.

Citation:

2010 ADAS Section: 604.5.2

As Built:

Rear grab bar extends 22 inches from the centerline of the water closet



Lobby: Unisex Restroom

Lat/Long: [42.28751, -83.72841]

Finding: 38

The toilet paper is not installed within the compliant range.

Toilet paper dispensers shall be 7 inches minimum and 9 inches maximum in front of the water closet measured to the centerline of the dispenser. The outlet of the dispenser shall be 15 inches minimum and 48 inches maximum above the finish floor and shall not be located behind grab bars. Dispensers shall not be of a type that controls delivery or that does not allow continuous paper flow. There shall be a clearance of 1 1/2 inches minimum below the grab bar.

2010 ADAS Section 604.7

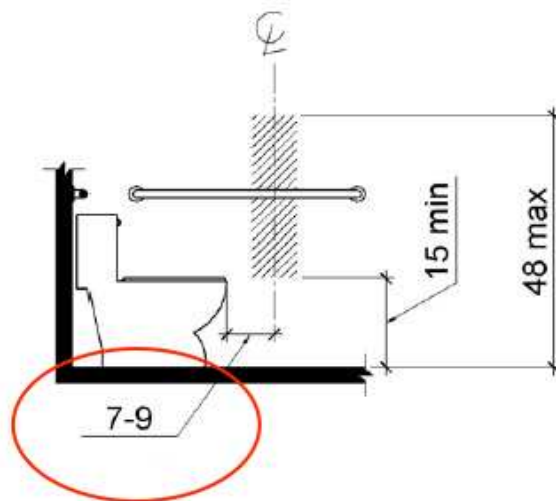
Toilet paper dispensers shall comply with 309.4 and shall be 7 inches (180 mm) minimum and 9 inches (230 mm) maximum in front of the water closet measured to the centerline of the dispenser. The outlet of the dispenser shall be 15 inches (380 mm) minimum and 48 inches (1220 mm) maximum above the finish floor and shall not be located behind grab bars. Dispensers shall not be of a type that controls delivery or that does not allow continuous paper flow.

Citation:

2010 ADAS Section: 604.7

As Built:

Toilet paper dispenser is 4 inches in front of the water closet to the centerline, and is 49 inches high



Lobby: Unisex Restroom

Lat/Long: [42.28751, -83.72841]

Finding: 39 - Mirror

The mirror is mounted too high.

Mirrors must have the bottom edge of the reflecting surface a maximum of 40 inches above the floor if above a sink or counter. Mirrors not located above lavatories or countertops shall be installed with the bottom edge of the reflecting surface 35 inches maximum above the finish floor or ground.

2010 ADAS Section 603.3

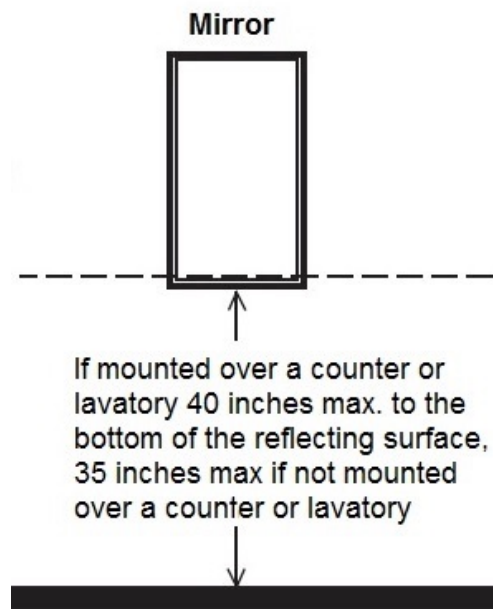
Mirrors located above lavatories or countertops shall be installed with the bottom edge of the reflecting surface 40 inches (1015 mm) maximum above the finish floor or ground. Mirrors not located above lavatories or countertops shall be installed with the bottom edge of the reflecting surface 35 inches (890 mm) maximum above the finish floor or ground.

Citation:

2010 ADAS Section: 603.3

As Built:

Mirror is 52 inches high



Lobby: Unisex Restroom

Lat/Long: [42.28751, -83.72841]

Finding: 40 - paper towel dispenser

The paper towel dispenser projects more than 4 inches into the circulation path.

Wall-mounted objects that have leading edges between 27 inches and 80 inches from the floor must not project more than 4 inches into the circulation path. Protruding objects that extend to the floor or within 27 inches of the floor are cane detectable and are therefore not hazardous. Where it is necessary or desirable to have objects protrude from the wall, a manner of cane detection must be provided.

2010 ADAS Section 307.2

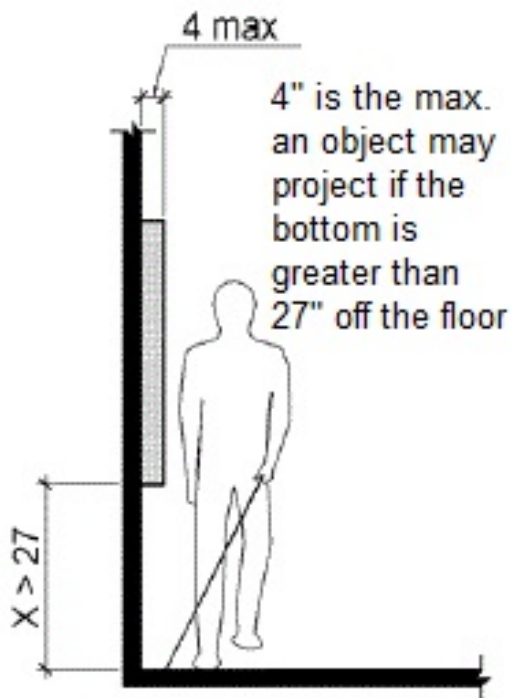
Objects with leading edges more than 27 inches (685 mm) and not more than 80 inches (2030 mm) above the finish floor or ground shall protrude 4 inches (100 mm) maximum horizontally into the circulation path.

Citation:

2010 ADAS Section: 307.2

As Built:

paper towel dispenser protrudes 10 inches



Lobby: Unisex Restroom

Lat/Long: [42.28751, -83.72841]

Finding: 41 - Shower

The transfer shower compartment is not the minimum required size.

Transfer type shower compartments shall be 36 inches by 36 inches clear inside dimensions measured at the center points of opposing sides and shall have a 36 inch wide minimum entry on the face of the shower compartment.

2010 ADAS Section 608.2.1

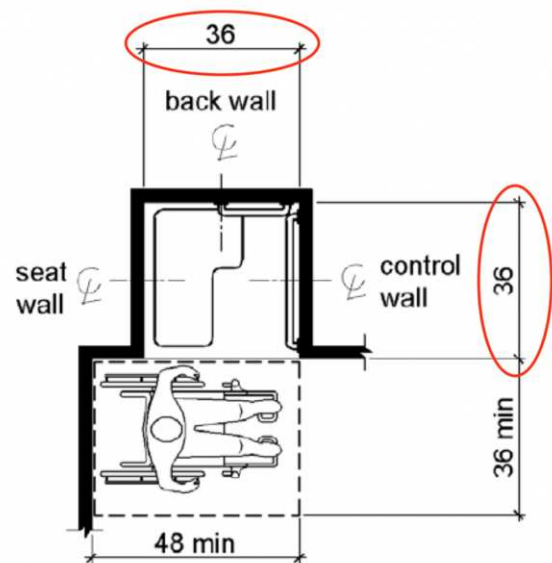
Transfer type shower compartments shall be 36 inches (915 mm) by 36 inches (915 mm) clear inside dimensions measured at the center points of opposing sides and shall have a 36 inch (915 mm) wide minimum entry on the face of the shower compartment. Clearance of 36 inches (915 mm) wide minimum by 48 inches (1220 mm) long minimum measured from the control wall shall be provided.

Citation:

2010 ADAS Section: 608.2.1

As Built:

The transfer shower is 40x36 inches



Note: Inside finished dimensions measured at the center points of opposing sides.

Lobby: Unisex Restroom

Lat/Long: [42.28819, -83.72863]

Finding: 42 - Transfer shower seat

The shower compartment is missing a seat.

A folding or non-folding seat shall be provided in transfer type shower compartments.

2010 ADAS Section 608.4

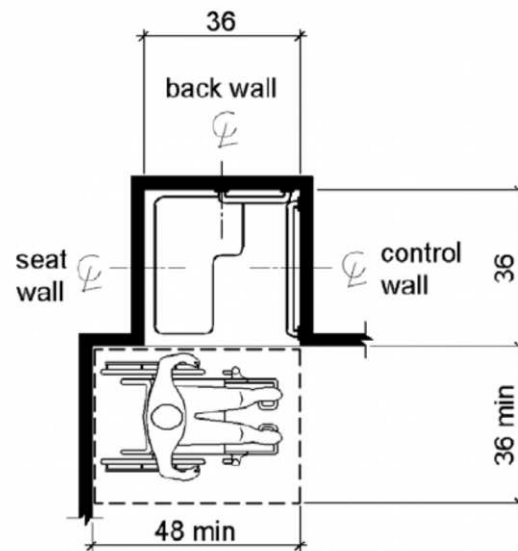
A folding or non-folding seat shall be provided in transfer type shower compartments. A folding seat shall be provided in roll-in type showers required in transient lodging guest rooms with mobility features complying with 806.2. Seats shall comply with 610.

Citation:

2010 ADAS Section: 608.4

As Built:

The transfer shower does not have a seat



Note: Inside finished dimensions measured at the center points of opposing sides.

Office Space: Office

Lat/Long: [42.28762, -83.72823]

Finding: 43 - Doors

The door must have a smooth surface within 10 inches of the floor on the push side.

Swinging door surfaces within 10 inches of the finish floor or ground measured vertically must have a smooth surface on the push side extending the full width of the door. Parts creating horizontal or vertical joints in these surfaces shall be within 1/16 inch of the same plane as the other. All gates, including ticket gates, shall meet all applicable specifications for doors.

2010 ADAS Section 404.2.10

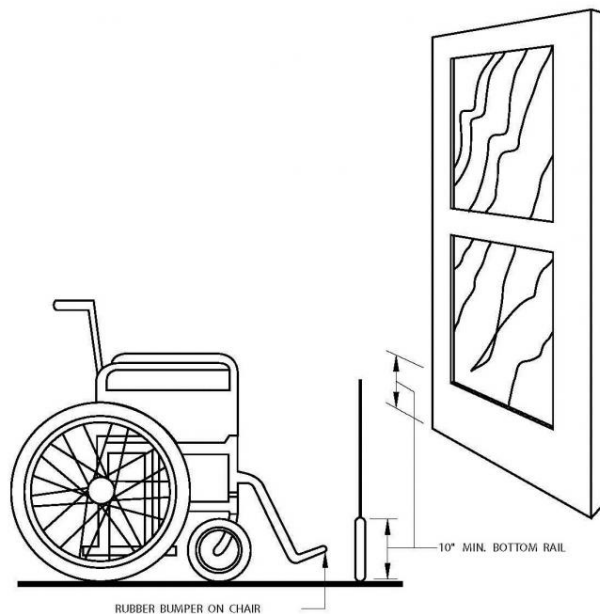
Swinging door and gate surfaces within 10 inches (255 mm) of the finish floor or ground measured vertically shall have a smooth surface on the push side extending the full width of the door or gate. Parts creating horizontal or vertical joints in these surfaces shall be within 1/16 inch (1.6 mm) of the same plane as the other. Cavities created by added kick plates shall be capped.

Citation:

2010 ADAS Section: 404.2.10

As Built:

Both doors at the camp office area in the main building have a bottom smooth surface of only 9 inches high



Office Space: Office

Lat/Long: [42.28758, -83.72835]

Finding: 44 - AED Box

The (XX) projects more than 4 inches into the circulation path.

Wall-mounted objects that have leading edges between 27 inches and 80 inches from the floor must not project more than 4 inches into the circulation path. Protruding objects that extend to the floor or within 27 inches of the floor are cane detectable and are therefore not hazardous. Where it is necessary or desirable to have objects protrude from the wall, a manner of cane detection must be provided.

2010 ADAS Section 307.2

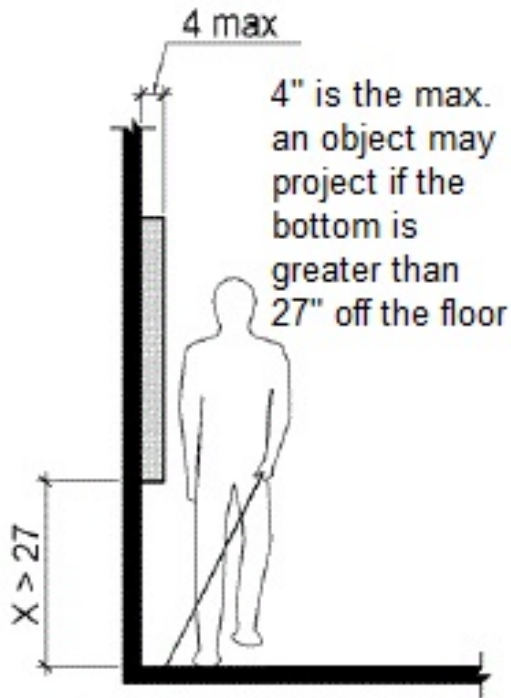
Objects with leading edges more than 27 inches (685 mm) and not more than 80 inches (2030 mm) above the finish floor or ground shall protrude 4 inches (100 mm) maximum horizontally into the circulation path.

Citation:

2010 ADAS Section: 307.2

As Built:

9"



Office Space: Office

Lat/Long: [42.28759, -83.72835]

Finding: 45 - Glass Doors

The door must have a smooth surface within 10 inches of the floor on the push side.

Swinging door surfaces within 10 inches of the finish floor or ground measured vertically must have a smooth surface on the push side extending the full width of the door. Parts creating horizontal or vertical joints in these surfaces shall be within 1/16 inch of the same plane as the other. All gates, including ticket gates, shall meet all applicable specifications for doors.

2010 ADAS Section 404.2.10

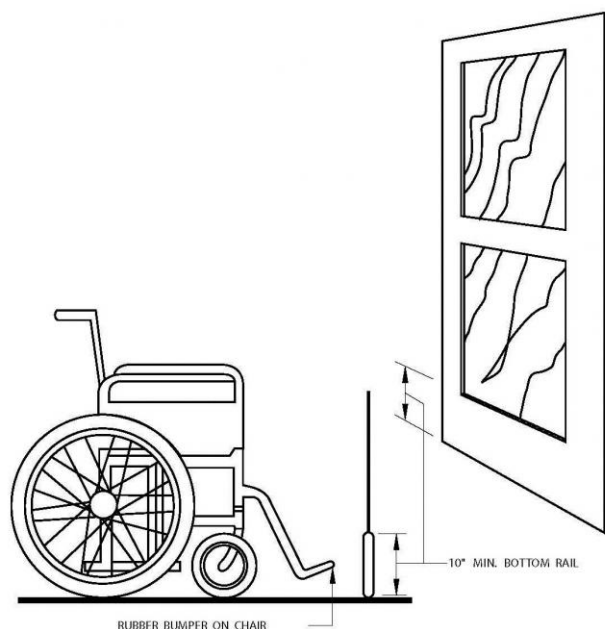
Swinging door and gate surfaces within 10 inches (255 mm) of the finish floor or ground measured vertically shall have a smooth surface on the push side extending the full width of the door or gate. Parts creating horizontal or vertical joints in these surfaces shall be within 1/16 inch (1.6 mm) of the same plane as the other. Cavities created by added kick plates shall be capped.

Citation:

2010 ADAS Section: 404.2.10

As Built:

Glass doors



Office Space: Office

Lat/Long: [42.28759, -83.72836]

Finding: 46 - Digital Display

The Digital Display projects more than 4 inches into the circulation path.

Wall-mounted objects that have leading edges between 27 inches and 80 inches from the floor must not project more than 4 inches into the circulation path. Protruding objects that extend to the floor or within 27 inches of the floor are cane detectable and are therefore not hazardous. Where it is necessary or desirable to have objects protrude from the wall, a manner of cane detection must be provided.

2010 ADAS Section 307.2

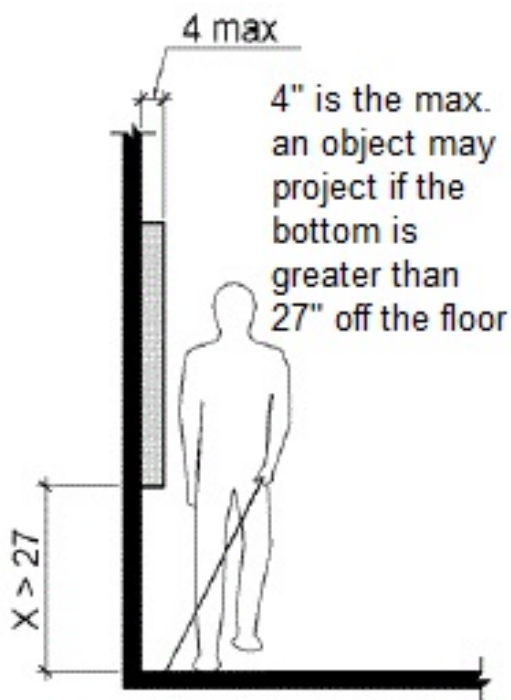
Objects with leading edges more than 27 inches (685 mm) and not more than 80 inches (2030 mm) above the finish floor or ground shall protrude 4 inches (100 mm) maximum horizontally into the circulation path.

Citation:

2010 ADAS Section: 307.2

As Built:

6"



Office Space: Office

Lat/Long: [42.28759, -83.72836]

Finding: 47 - Sales Counter

The accessible portion of the countertop does not extend the same depth as the sales or service counter top.

Sales and service counters must extend the same depth as the sales or service counter top.

2010 ADAS Section 904.4


Sales counters and service counters shall comply with 904.4.1 or 904.4.2. The accessible portion of the counter top shall extend the same depth as the sales or service counter top.

Citation:

2010 ADAS Section: 904.4

As Built:

3"



Office Space: Office

Lat/Long: [42.28759, -83.72836]

Finding: 48 - Fire Extinguisher

The Fire Extinguisher projects more than 4 inches into the circulation path.

Wall-mounted objects that have leading edges between 27 inches and 80 inches from the floor must not project more than 4 inches into the circulation path. Protruding objects that extend to the floor or within 27 inches of the floor are cane detectable and are therefore not hazardous. Where it is necessary or desirable to have objects protrude from the wall, a manner of cane detection must be provided.

2010 ADAS Section 307.2

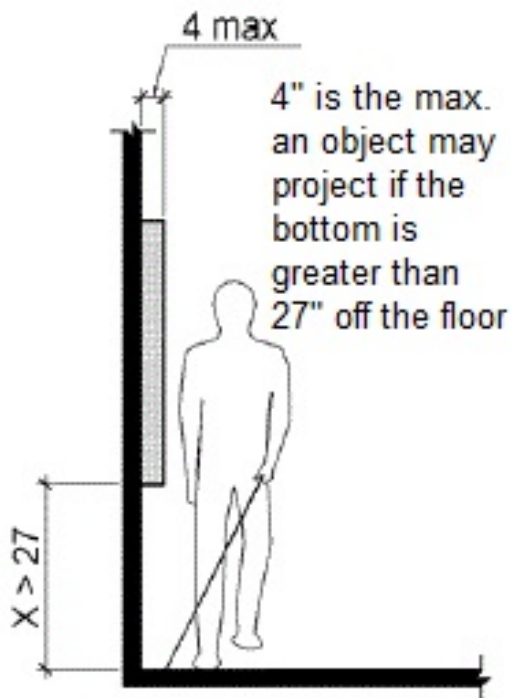
Objects with leading edges more than 27 inches (685 mm) and not more than 80 inches (2030 mm) above the finish floor or ground shall protrude 4 inches (100 mm) maximum horizontally into the circulation path.

Citation:

2010 ADAS Section: 307.2

As Built:

6"



Break Room: Break Room

Lat/Long: [42.28762, -83.72823]

Finding: 49 - Doors

The door must have a smooth surface within 10 inches of the floor on the push side.

Swinging door surfaces within 10 inches of the finish floor or ground measured vertically must have a smooth surface on the push side extending the full width of the door. Parts creating horizontal or vertical joints in these surfaces shall be within 1/16 inch of the same plane as the other. All gates, including ticket gates, shall meet all applicable specifications for doors.

2010 ADAS Section 404.2.10

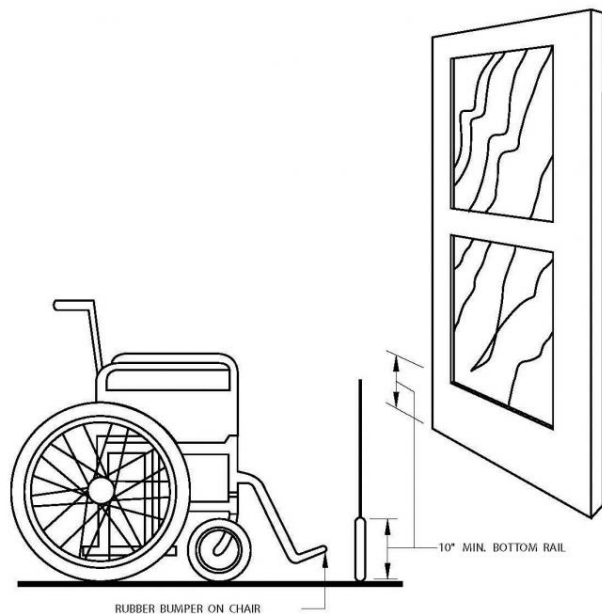

Swinging door and gate surfaces within 10 inches (255 mm) of the finish floor or ground measured vertically shall have a smooth surface on the push side extending the full width of the door or gate. Parts creating horizontal or vertical joints in these surfaces shall be within 1/16 inch (1.6 mm) of the same plane as the other. Cavities created by added kick plates shall be capped.

Citation:

2010 ADAS Section: 404.2.10

As Built:

Both doors at the break room area in the main building have a bottom smooth surface of only 9 inches high



Locker Room: Men's Locker Room

Lat/Long: [42.28819, -83.72881]

Finding: 50 - Drinking fountain

There is no drinking fountain for standing persons.

No fewer than two drinking fountains shall be provided. One drinking fountain shall meet requirements for wheelchair accessibility and one drinking fountain shall meet requirements for standing persons.

Where a single drinking fountain complies with both wheelchair accessibility and requirements for standing persons, it shall be permitted to be substituted for two separate drinking fountains.

Spout outlets of drinking fountains for standing persons shall be 38 inches minimum and 43 inches maximum above the finish floor or ground.

2010 ADAS Section 602.7

Spout outlets of drinking fountains for standing persons shall be 38 inches (965 mm) minimum and 43 inches (1090 mm) maximum above the finish floor or ground.

2010 ADAS Section 211.2

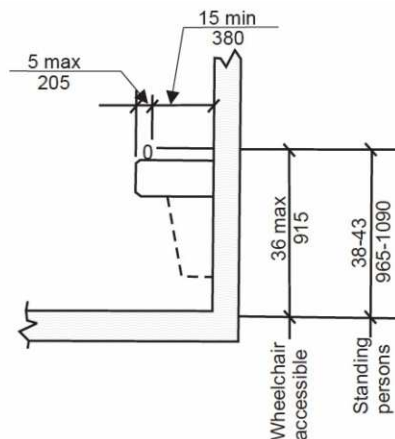

No fewer than two drinking fountains shall be provided. One drinking fountain shall comply with 602.1 through 602.6 and one drinking fountain shall comply with 602.7.

Citation:

2010 ADAS Section: 602.7, 211.2

As Built:

There is no high drinking fountain provided



Locker Room: Men's Locker Room

Lat/Long: [42.28824, -83.7287]

Finding: 51 - Accessible bench

There is no compliant bench in the locker room.

Every accessible dressing room must have seats that are 42 inches long minimum and 20 inches deep minimum and 24 inches deep maximum. The bench shall provide for back support or shall be affixed to a wall along its long dimension. Back support shall be 48 inches long minimum and shall extend from a point 2 inches maximum above the seat surface to a point 18 inches minimum above the seat surface. Back support shall be 2-1/2 inches maximum from the rear edge of the seat measured horizontally.. The bench must be mounted 17 to 19 inches above the finish floor. A clear floor space measuring 30 inches by 48 inches (or 36 inches by 48 inches if located in an alcove) shall be provided alongside the narrow side of the bench to allow a person using a wheelchair to make a side transfer onto the bench.

2010 ADAS Section 903.4


The bench shall provide for back support or shall be affixed to a wall. Back support shall be 42 inches (1065 mm) long minimum and shall extend from a point 2 inches (51 mm) maximum above the seat surface to a point 18 inches (455 mm) minimum above the seat surface. Back support shall be 2 1/2 inches (64 mm) maximum from the rear edge of the seat measured horizontally.

Citation:

2010 ADAS Section: 903.4

As Built:

There is no accessible bench provided; bench is only 12 inches deep



Locker Room: Men's Locker Room

Lat/Long: [42.28807, -83.72865]

Finding: 52 - No accessible stall

There are no accessible fitting and/or dressing rooms.

Where fitting or dressing rooms are provided for male or female customers, patients, employees or the general public, 5 percent, but never less than one, of dressings rooms for each type of use in each cluster of dressing rooms shall be accessible and located on an accessible route.

2010 ADAS Section 222.1


Where dressing rooms, fitting rooms, or locker rooms are provided, at least 5 percent, but no fewer than one, of each type of use in each cluster provided shall comply with 803.

Citation:

2010 ADAS Section: 222.1

As Built:

Three changing stalls provided, no accessible changing stall



Locker Room: Men's Locker Room

Lat/Long: [42.28858, -83.72853]

Finding: 53 - Shower

The transfer shower compartment is not the minimum required size.

Transfer type shower compartments shall be 36 inches by 36 inches clear inside dimensions measured at the center points of opposing sides and shall have a 36 inch wide minimum entry on the face of the shower compartment.

2010 ADAS Section 608.2.1

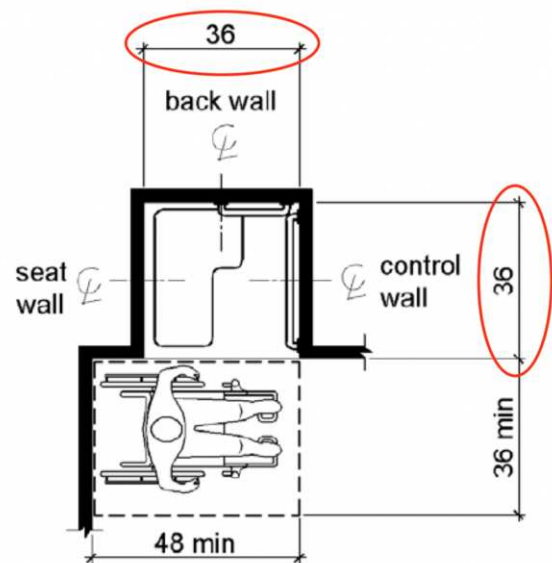
Transfer type shower compartments shall be 36 inches (915 mm) by 36 inches (915 mm) clear inside dimensions measured at the center points of opposing sides and shall have a 36 inch (915 mm) wide minimum entry on the face of the shower compartment. Clearance of 36 inches (915 mm) wide minimum by 48 inches (1220 mm) long minimum measured from the control wall shall be provided.

Citation:

2010 ADAS Section: 608.2.1

As Built:

Transfer shower is 32x36 inches



Note: Inside finished dimensions measured at the center points of opposing sides.

Locker Room: Men's Locker Room

Lat/Long: [42.2882, -83.72866]

Finding: 54 - Back wall grab bar

The grab bar on the back wall is not 18 inches from the control wall.

In transfer type compartments, grab bars shall be provided across the control wall and back wall to a point 18 inches from the control wall.

2010 ADAS Section 608.3.1

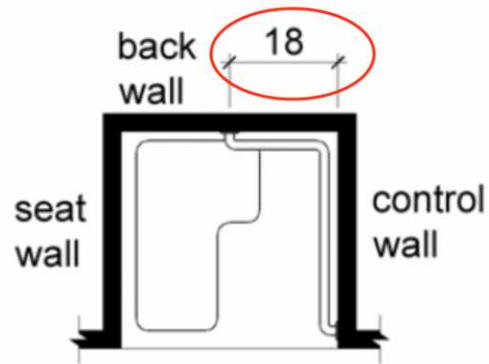
In transfer type compartments, grab bars shall be provided across the control wall and back wall to a point 18 inches (455 mm) from the control wall.

Citation:

2010 ADAS Section: 608.3.1

As Built:

Back wall grab bar is over the shower seat



Finding #54 Additional Finding Photos



Locker Room: Men's Locker Room

Lat/Long: [42.2882, -83.72866]

Finding: 55 - Coat hooks

The coat hook is installed greater than 48 inches above the finished floor.

Where a forward reach is unobstructed, the high forward reach shall be 48 inches maximum above the finished floor.

2010 ADAS Section 308.2.1

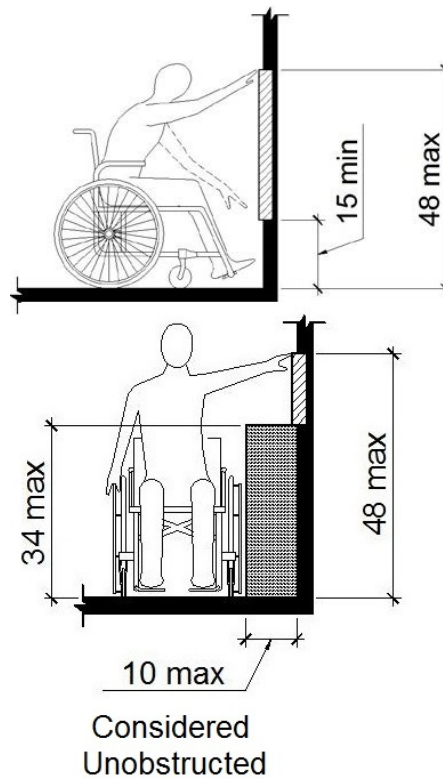
Where a forward reach is unobstructed, the high forward reach shall be 48 inches (1220 mm) maximum and the low forward reach shall be 15 inches (380 mm) minimum above the finish floor or ground.

Citation:

2010 ADAS Section: 308.2.1

As Built:

The coat hooks at the showers are 60 inches high



Locker Room: Men's Locker Room

Lat/Long: [42.28806, -83.7286]

Finding: 56 - Operable Parts

The element is not accessible because the operable parts are not within the required reach range.

Operable parts on accessible elements, accessible routes, and in accessible rooms and spaces shall comply with requirements for operable parts. The requirements include complying with a clear floor space, reach range, and operation.

2010 ADAS Section 205.1

Operable parts on accessible elements, accessible routes, and in accessible rooms and spaces shall comply with 309.

Citation:

2010 ADAS Section: 205.1

As Built:

Lavatory faucet is 48 inches high with an obstruction of 24 inches for a forward approach



Locker Room: Men's Locker Room

Lat/Long: [42.28807, -83.72842]

Finding: 57 - Dispenser

The paper towel dispenser's operation mechanism is too high off the floor.

Dispensers must have all operable parts a maximum of 48 inches above the floor.

2010 ADAS Section 308.2.1

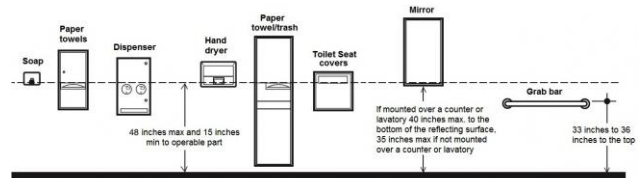
Where a forward reach is unobstructed, the high forward reach shall be 48 inches (1220 mm) maximum and the low forward reach shall be 15 inches (380 mm) minimum above the finish floor or ground.

Citation:

2010 ADAS Section: 308.2.1

As Built:

Paper towel dispenser is 60 inches high to the operable part



Locker Room: Men's Locker Room

Lat/Long: [42.28841, -83.72871]

Finding: 58 - Dispensers and hand dryers

The hand dryers and paper towel dispenser project more than 4 inches into the circulation path.

Wall-mounted objects that have leading edges between 27 inches and 80 inches from the floor must not project more than 4 inches into the circulation path. Protruding objects that extend to the floor or within 27 inches of the floor are cane detectable and are therefore not hazardous. Where it is necessary or desirable to have objects protrude from the wall, a manner of cane detection must be provided.

2010 ADAS Section 307.2

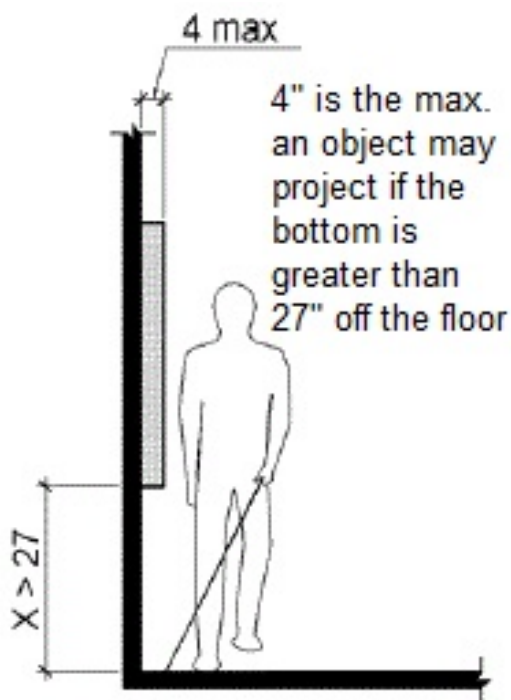
Objects with leading edges more than 27 inches (685 mm) and not more than 80 inches (2030 mm) above the finish floor or ground shall protrude 4 inches (100 mm) maximum horizontally into the circulation path.

Citation:

2010 ADAS Section: 307.2

As Built:

Two hand dryers and one paper towel dispenser protrude 7-9 inches from the wall



Locker Room: Men's Locker Room

Lat/Long: [42.28813, -83.72845]

Finding: 59 - Dispenser

The dispenser is positioned too high for either a side or front approach.

Where a clear floor or ground space allows a parallel approach to an element and the side reach is unobstructed, the high side reach shall be 48 inches maximum and the low side reach shall be 15 inches minimum above the finish floor or ground.

Where a forward reach is unobstructed, the high forward reach shall be 48 inches maximum and the low forward reach shall be 15 inches minimum above the finish floor or ground.

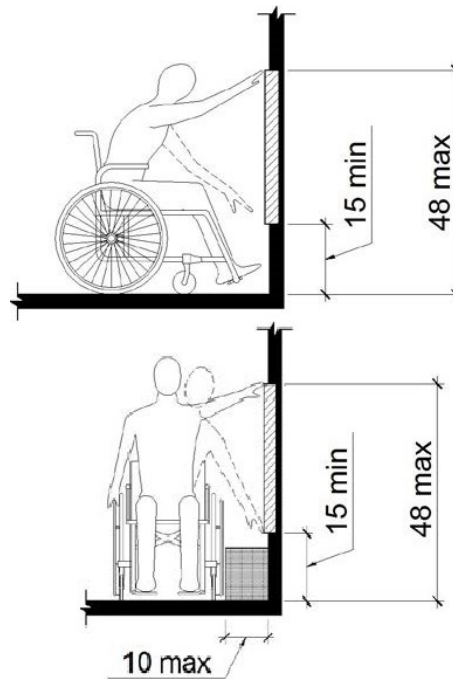
2010 ADAS Section 308.1
Reach ranges shall comply with 308.

Citation:

2010 ADAS Section: 308.1

As Built:

The feminine product dispenser in the men's locker room is 55 inches high to the operable part



Locker Room: Men's Locker Room

Lat/Long: [42.28796, -83.7287]

Finding: 60 - Protruding shelf

The shelf projects more than 4 inches into the circulation path.

Wall-mounted objects that have leading edges between 27 inches and 80 inches from the floor must not project more than 4 inches into the circulation path. Protruding objects that extend to the floor or within 27 inches of the floor are cane detectable and are therefore not hazardous. Where it is necessary or desirable to have objects protrude from the wall, a manner of cane detection must be provided.

2010 ADAS Section 307.2

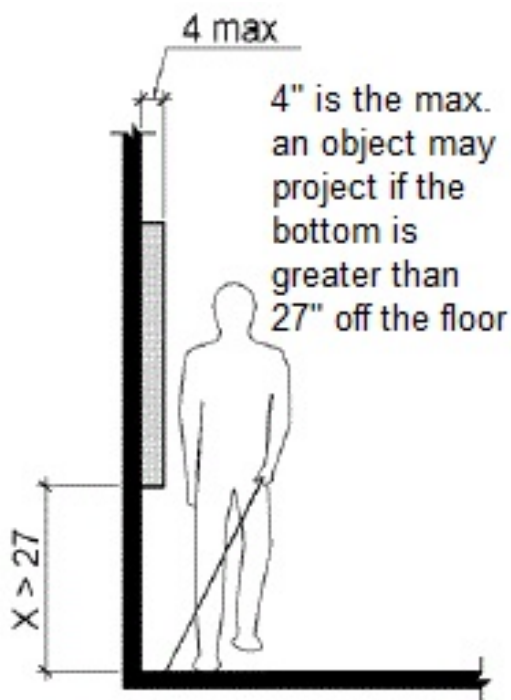
Objects with leading edges more than 27 inches (685 mm) and not more than 80 inches (2030 mm) above the finish floor or ground shall protrude 4 inches (100 mm) maximum horizontally into the circulation path.

Citation:

2010 ADAS Section: 307.2

As Built:

Mirror shelf protrudes 6 inches



Locker Room: Men's Locker Room

Lat/Long: [42.28822, -83.72886]

Finding: 61 - Ambulatory stall

The room contains 6 or more fixtures and therefore must have a minimum of one ambulatory toilet stall.

Where six or more compartments are provided, or where the combination of urinals and water closets totals six or more fixtures within a multiple-accommodation toilet room, at least one ambulatory accessible compartment must be provided in addition to the accessible water closet compartment,.

The ambulatory accessible compartment shall be 35-37 inches wide and 60 inches minimum deep. The door shall not encroach into the required compartment area and must be self closing. Grab bars must be installed on both sides.

2010 ADAS Section 213.3.1

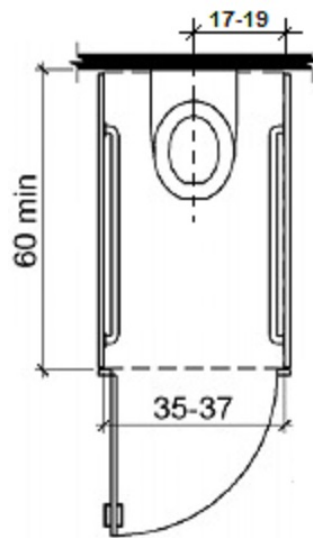
Where toilet compartments are provided, at least one toilet compartment shall comply with 604.8.1. In addition to the compartment required to comply with 604.8.1, at least one compartment shall comply with 604.8.2 where six or more toilet compartments are provided, or where the combination of urinals and water closets totals six or more fixtures.

Citation:

2010 ADAS Section: 213.3.1

As Built:

A total of 7 fixtures (4 urinals and 3 water closets) are provided; one ambulatory stall is required



Locker Room: Men's Locker Room

Lat/Long: [42.28822, -83.72866]

Finding: 62 - Protruding object

The changing table projects more than 4 inches into the circulation path.

Wall-mounted objects that have leading edges between 27 inches and 80 inches from the floor must not project more than 4 inches into the circulation path. Protruding objects that extend to the floor or within 27 inches of the floor are cane detectable and are therefore not hazardous. Where it is necessary or desirable to have objects protrude from the wall, a manner of cane detection must be provided.

2010 ADAS Section 307.2

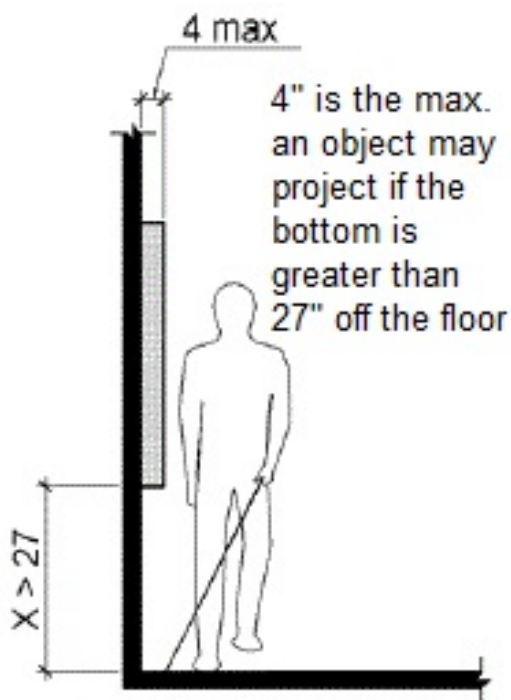

Objects with leading edges more than 27 inches (685 mm) and not more than 80 inches (2030 mm) above the finish floor or ground shall protrude 4 inches (100 mm) maximum horizontally into the circulation path.

Citation:

2010 ADAS Section: 307.2

As Built:

The baby changing table projects 20 inches from the wall when open



Locker Room: Men's Locker Room

Lat/Long: [42.28811, -83.72852]

Finding: 63 - Door

The compartment door is located too far from the partition or wall.

The door shall be located in front of the clear space and diagonal to the water closet. Where located in the front partition, the door opening shall be 4 inches maximum from the side wall or partition farthest from the water closet. Where located in the side wall or partition, the door opening shall be 4 inches maximum from the front partition. Toilet compartment doors shall not swing into the minimum required compartment area.

2010 ADAS Section 604.8.1.2

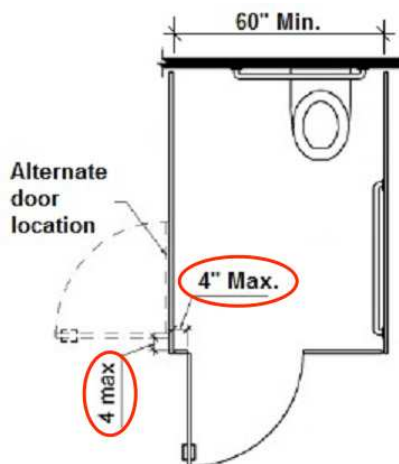
Toilet compartment doors, including door hardware, shall comply with 404 except that if the approach is to the latch side of the compartment door, clearance between the door side of the compartment and any obstruction shall be 42 inches (1065 mm) minimum. Doors shall be located in the front partition or in the side wall or partition farthest from the water closet. Where located in the front partition, the door opening shall be 4 inches (100 mm) maximum from the side wall or partition farthest from the water closet. Where located in the side wall or partition, the door opening shall be 4 inches (100 mm) maximum from the front partition. The door shall be self-closing. A door pull complying with 404.2.7 shall be placed on both sides of the door near the latch. Toilet compartment doors shall not swing into the minimum required compartment area.

Citation:

2010 ADAS Section: 604.8.1.2

As Built:

Door is 5 inches from the wall



Locker Room: Men's Locker Room

Lat/Long: [42.28811, -83.72852]

Finding: 64 - Baby changing table

There is an obstruction within 42 inches of the door.

When the approach to the door is on the latch or hinge side of the compartment door, clearance between the door side of the compartment and any obstruction shall be 42 inches minimum.

2010 ADAS Section 604.8.1.2

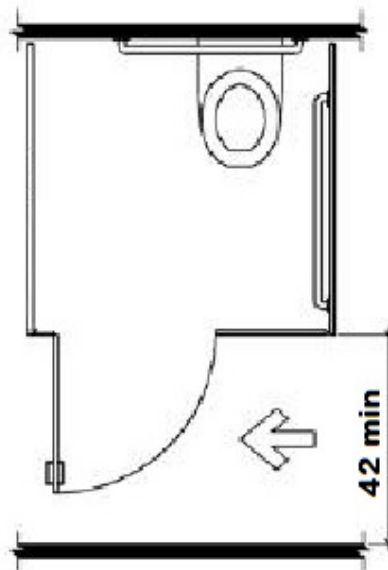
Toilet compartment doors, including door hardware, shall comply with 404 except that if the approach is to the latch side of the compartment door, clearance between the door side of the compartment and any obstruction shall be 42 inches (1065 mm) minimum. Doors shall be located in the front partition or in the side wall or partition farthest from the water closet. Where located in the front partition, the door opening shall be 4 inches (100 mm) maximum from the side wall or partition farthest from the water closet. Where located in the side wall or partition, the door opening shall be 4 inches (100 mm) maximum from the front partition. The door shall be self-closing. A door pull complying with 404.2.7 shall be placed on both sides of the door near the latch. Toilet compartment doors shall not swing into the minimum required compartment area.

Citation:

2010 ADAS Section: 604.8.1.2

As Built:

Baby changing table does not start closed, obstructs the partition stall door maneuvering clearance



Locker Room: Men's Locker Room

Lat/Long: [42.28847, -83.72877]

Finding: 65 - Water closet

The toilet is not located within the range allowed from the side wall or partition.

The centerline of the toilet must be 16 to 18 inches from the side wall.

2010 ADAS Section 604.2

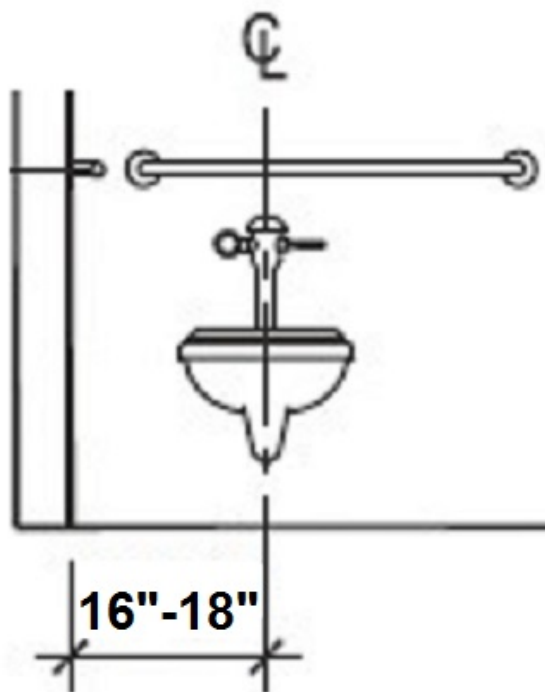
The water closet shall be positioned with a wall or partition to the rear and to one side. The centerline of the water closet shall be 16 inches (405 mm) minimum to 18 inches (455 mm) maximum from the side wall or partition, except that the water closet shall be 17 inches (430 mm) minimum and 19 inches (485 mm) maximum from the side wall or partition in the ambulatory accessible toilet compartment specified in 604.8.2. Water closets shall be arranged for a left-hand or right-hand approach.

Citation:

2010 ADAS Section: 604.2

As Built:

Water closet is 19 inches from the side wall to the centerline



Locker Room: Men's Locker Room

Lat/Long: [42.28791, -83.72843]

Finding: 66 - Rear grab bar

The rear grab bar does not extend adequately past the toilet on the wide side.

The rear grab bar must be a minimum of 36 inches long and extend from the centerline of the toilet 12 inches minimum on wall side and 24 inches minimum on the wide side.

Grab bars shall be installed in a horizontal position, 33 inches minimum and 36 inches maximum above the finish floor measured to the top of the gripping surface and the space between the grab bar and the top of the tank shall be 1-1/2 inches minimum.

2010 ADAS Section 604.5.2

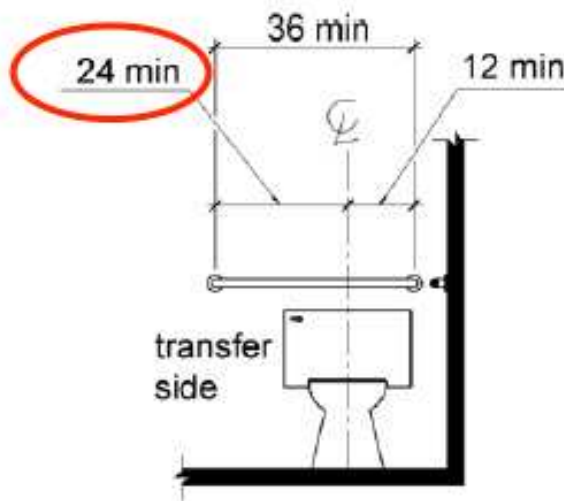
The rear wall grab bar shall be 36 inches (915 mm) long minimum and extend from the centerline of the water closet 12 inches (305 mm) minimum on one side and 24 inches (610 mm) minimum on the other side.

Citation:

2010 ADAS Section: 604.5.2

As Built:

Rear grab bar extends 22 inches from the centerline



Locker Room: Men's Locker Room

Lat/Long: [42.28806, -83.72894]

Finding: 67 - Dispenser

The toilet paper is not installed within the compliant range.

Toilet paper dispensers shall be 7 inches minimum and 9 inches maximum in front of the water closet measured to the centerline of the dispenser. The outlet of the dispenser shall be 15 inches minimum and 48 inches maximum above the finish floor and shall not be located behind grab bars. Dispensers shall not be of a type that controls delivery or that does not allow continuous paper flow. There shall be a clearance of 1 1/2 inches minimum below the grab bar.

2010 ADAS Section 604.7

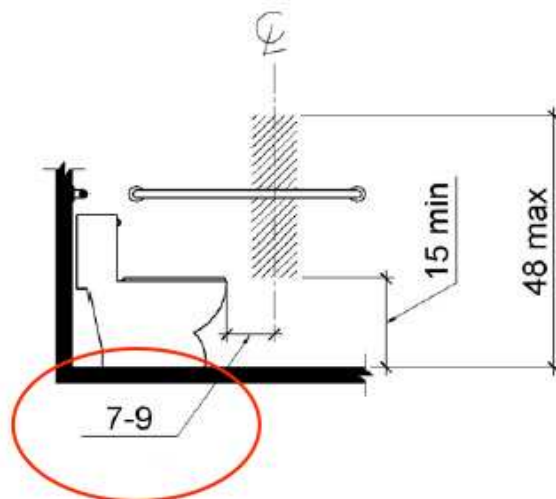
Toilet paper dispensers shall comply with 309.4 and shall be 7 inches (180 mm) minimum and 9 inches (230 mm) maximum in front of the water closet measured to the centerline of the dispenser. The outlet of the dispenser shall be 15 inches (380 mm) minimum and 48 inches (1220 mm) maximum above the finish floor and shall not be located behind grab bars. Dispensers shall not be of a type that controls delivery or that does not allow continuous paper flow.

Citation:

2010 ADAS Section: 604.7

As Built:

Toilet paper dispenser is 4 inches from the front of the water closet and is 49 inches high



Site Accessibility Evaluation



**Fuller Park
1519 Fuller Rd
Ann Arbor, MI 48104
ADA Only**

Inspection Date: 07/11/2022

Inspectors: Aileen Dryden, Arturo Pinero, Jesus Lardizabal, Juvelyn Owen, Olaf Brunjes

Prepared By



(512) 410 - 7059

alturalp.com

Report Date: 11/15/2022



DNR Accessibility Grading System for Parks and Recreation Facilities

Accessibility Grade

Definition

1

None of the facilities meet accessibility guidelines

2

Some facilities meet accessibility guidelines

3

Most facilities meet accessibility guidelines

4

The entire park meets accessibility guidelines

5

The entire park was developed using the principles of universal design

Play Area: Large Playground

Lat/Long: [42.28865, -83.73194]

Finding: 1 - Accessible route

The walkway contains abrupt vertical edges and/or variations over a 1/2 inch.

1/4 inch is the maximum vertical rise. Changes in level between 1/4 inch and 1/2 inch must be beveled at 1:2 or less.

Changes in level greater than 1/2 inch must be by way of a ramp.

2010 ADAS Section 303.3

Changes in level between 1/4 inch (6.4 mm) high minimum and 1/2 inch (13 mm) high maximum shall be beveled with a slope not steeper than 1:2.

2010 ADAS Section 303.2

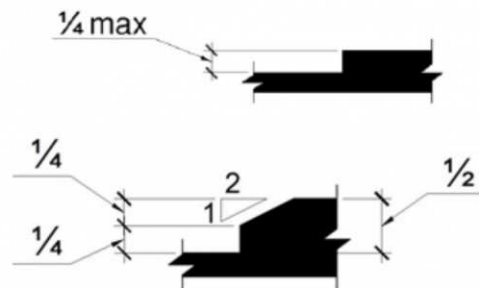
Changes in level of 1/4 inch (6.4 mm) high maximum shall be permitted to be vertical.

Citation:

2010 ADAS Section: 303.3, 303.2

As Built:

Connection from sidewalk to wooden ramp is 2 inches.



Play Area: Large Playground

Lat/Long: [42.28865, -83.73194]

Finding: 2 - Accessible route

An accessible route is not provided within the play area or it does not connect accessible ground level components, elevated components, or the entry and exit points of the play components.

At least one accessible route shall be provided within the play area. The accessible route shall connect ground level play components required to be accessible and elevated play components required to be accessible, including entry and exit points of the play components.

2010 ADAS Section 206.2.17.1

At least one accessible route shall be provided within the play area. The accessible route shall connect ground level play components required to comply with 240.2.1 and elevated play components required to comply with 240.2.2, including entry and exit points of the play components.

Citation:

2010 ADAS Section: 206.2.17.1

As Built:

No accessible route to elevated play components.



Play Area: Large Playground

Lat/Long: [42.28834, -83.73213]

Finding: 3 - Accessible route

The accessible path of travel has cross slopes greater than 2%.

Surface cross slopes shall not exceed one unit vertical in 48 units horizontal (2-percent slope). When the slope in the direction of travel of any walk exceeds 1 unit vertical in 20 units horizontal (5-percent slope), it must be constructed as a ramp.

2010 ADAS Section 403.3

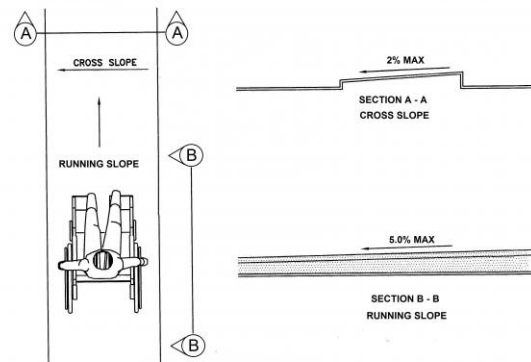
The running slope of walking surfaces shall not be steeper than 1:20. The cross slope of walking surfaces shall not be steeper than 1:48.

Citation:

2010 ADAS Section: 403.3

As Built:

Sidewalk to play area exceeds 2%.



Play Area: Swing

Lat/Long: [42.2855, -83.73175]

Finding: 4 - Swing Route

There is no accessible route to the element.

At least one accessible route shall connect accessible buildings, accessible facilities, accessible elements, and accessible spaces that are on the same site.

2010 ADAS Section 206.2.2

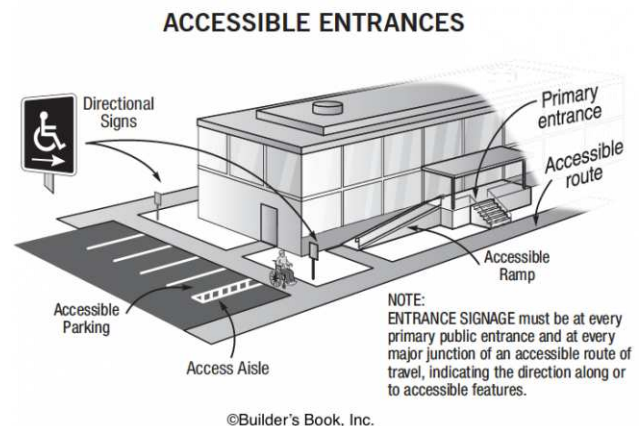
At least one accessible route shall connect accessible buildings, accessible facilities, accessible elements, and accessible spaces that are on the same site.

Citation:

2010 ADAS Section: 206.2.2

As Built:

Accessible route to swing missing



Play Area: Picnic Area

Lat/Long: [42.28527, -83.73264]

Finding: 5 - Picnic Table Route

There is no accessible route to the element.

At least one accessible route shall connect accessible buildings, accessible facilities, accessible elements, and accessible spaces that are on the same site.

2010 ADAS Section 206.2.2

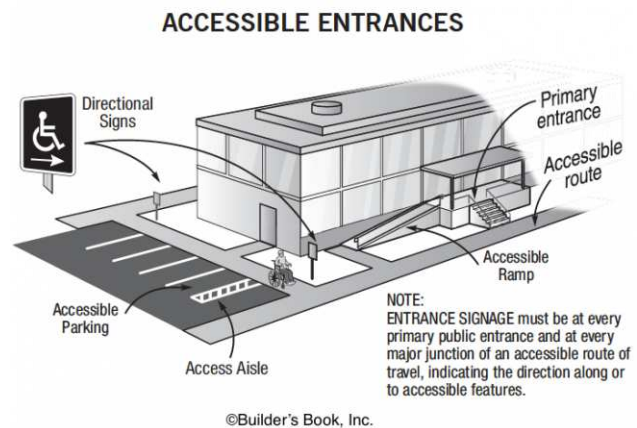

At least one accessible route shall connect accessible buildings, accessible facilities, accessible elements, and accessible spaces that are on the same site.

Citation:

2010 ADAS Section: 206.2.2

As Built:

No accessible route



Site Accessibility Evaluation



Furstenberg Nature Area

1519 Fuller Rd

Angell, MI 48105

ADA Only

Inspection Date: 05/23/2022

Inspectors: Aileen Dryden, Arturo Pinero

Prepared By



(512) 410 - 7059

alturalp.com

Report Date: 11/15/2022



DNR Accessibility Grading System for Parks and Recreation Facilities

Accessibility Grade

Definition

1

None of the facilities meet accessibility guidelines

2

Some facilities meet accessibility guidelines

3

Most facilities meet accessibility guidelines

4

The entire park meets accessibility guidelines

5

The entire park was developed using the principles of universal design

Parking: Parking Lot

Lat/Long: [42.28102, -83.70483]

Finding: 1

The parking space is in not nearly compliant.

The parking space the minimum width. The floor or ground surface is not firm stable or slip resistant. The parking space contains changes in level and/or gaps that exceed the maximum allowable requirements. The parking space does not have the proper identifications signs or the signs are not installed at the correct height. The parking space is missing an adjacent access aisle.

2010 ADAS Section 502.1

Car and van parking spaces shall comply with 502. Where parking spaces are marked with lines, width measurements of parking spaces and access aisles shall be made from the centerline of the markings.

2010 ADAS Section 502.1 Exception

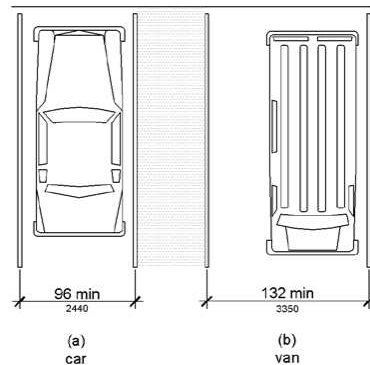
Where parking spaces or access aisles are not adjacent to another parking space or access aisle, measurements shall be permitted to include the full width of the line defining the parking space or access aisle.

Citation:

2010 ADAS Section: 502.1, 502.1 Exception

As Built:

Slope greater than 2%, changes in level, not marked



Finding #1 Additional Finding Photos



Parking: Parking Lot

Lat/Long: [42.28085, -83.70515]

Finding: 2

The curb ramp exceeds the maximum running slope (parallel to the direction of travel) allowable of 8.33%.

Curb ramps should have the least possible slope but in no case more than 8.33% (1:12).

2010 ADAS Section 406.1

Curb ramps on accessible routes shall comply with 406, 405.2 through 405.5, and 405.10.

Citation:

2010 ADAS Section: 406.1

As Built:

N/A



Finding #2 Additional Finding Photos



Parking: Parking Lot

Lat/Long: [42.28085, -83.70518]

Finding: 3

The accessible parking space is missing the required markings.

Vehicle spaces shall be marked to define the width, and shall have an adjacent access aisle.

2010 ADAS Section 502.2


Car parking spaces shall be 96 inches (2440 mm) wide minimum and van parking spaces shall be 132 inches (3350 mm) wide minimum, shall be marked to define the width, and shall have an adjacent access aisle complying with 502.3.

Citation:

2010 ADAS Section: 502.2

As Built:

N/A



Parking: Parking Lot

Lat/Long: [42.28085, -83.70517]

Finding: 4

The van stall is missing a sign identifying it as a van accessible stall.

Parking space identification signs shall include the International Symbol of Accessibility. Signs identifying van parking spaces shall contain the designation "van accessible."

2010 ADAS Section 502.6

Parking space identification signs shall include the International Symbol of Accessibility complying with 703.7.2.1. Signs identifying van parking spaces shall contain the designation "van accessible." Signs shall be 60 inches (1525 mm) minimum above the finish floor or ground surface measured to the bottom of the sign.

Citation:

2010 ADAS Section: 502.6

As Built:

N/A



Trail System: Trail

Lat/Long: [42.28171, -83.7128]

Finding: 5 - Route

The walkway contains abrupt vertical edges and/or variations between 1/4 inch and 1/2 inch that are not beveled correctly.

1/4 inch is the maximum vertical rise. Changes in level between 1/4 inch and 1/2 inch must be beveled at 1:2 or less.

Changes in level greater than 1/2 inch must be by way of a ramp.

2010 ADAS Section 303.3

Changes in level between 1/4 inch (6.4 mm) high minimum and 1/2 inch (13 mm) high maximum shall be beveled with a slope not steeper than 1:2.

2010 ADAS Section 303.2

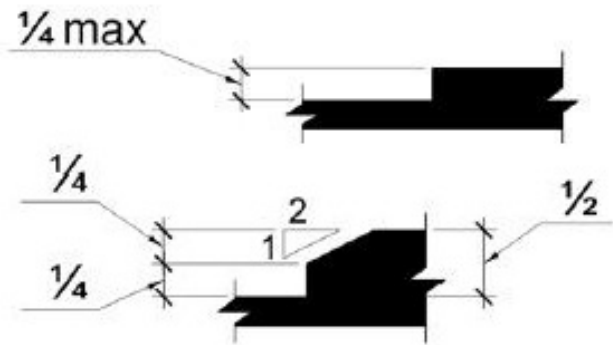
Changes in level of 1/4 inch (6.4 mm) high maximum shall be permitted to be vertical.

Citation:

2010 ADAS Section: 303.3, 303.2

As Built:

N/A



Trail System: Trail

Lat/Long: [42.28081, -83.70547]

Finding: 6 - Route

The accessible route contains loose gravel and/or surface materials that do not provide for a stable, firm slip resistant surface.

Floor and ground surfaces shall be stable, firm, and slip resistant.

2010 ADAS Section 302.1

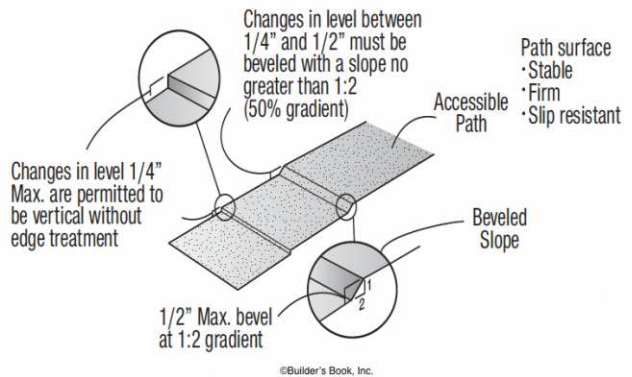
Floor and ground surfaces shall be stable, firm, and slip resistant and shall comply with 302.

Citation:

2010 ADAS Section: 302.1

As Built:

N/A



Trail System: Trail

Lat/Long: [42.28111, -83.70829]

Finding: 7 - Route

The route contains openings greater than 1/2 inch.

Openings in floor or ground surfaces shall not allow passage of a sphere more than 1/2 inch diameter. Elongated openings shall be placed so that the long dimension is perpendicular to the dominant direction of travel.

2010 ADAS Section 302.3

Openings in floor or ground surfaces shall not allow passage of a sphere more than 1/2 inch (13 mm) diameter except as allowed in 407.4.3, 409.4.3, 410.4, 810.5.3 and 810.10. Elongated openings shall be placed so that the long dimension is perpendicular to the dominant direction of travel.

Citation:

2010 ADAS Section: 302.3

As Built:

N/A



Trail System: Trail

Lat/Long: [42.2789, -83.70259]

Finding: 8 - Interpretative Sign

The sign projects more than 4 inches into the circulation path.

Wall-mounted objects that have leading edges between 27 inches and 80 inches from the floor must not project more than 4 inches into the circulation path. Protruding objects that extend to the floor or within 27 inches of the floor are cane detectable and are therefore not hazardous. Where it is necessary or desirable to have objects protrude from the wall, a manner of cane detection must be provided.

2010 ADAS Section 307.2

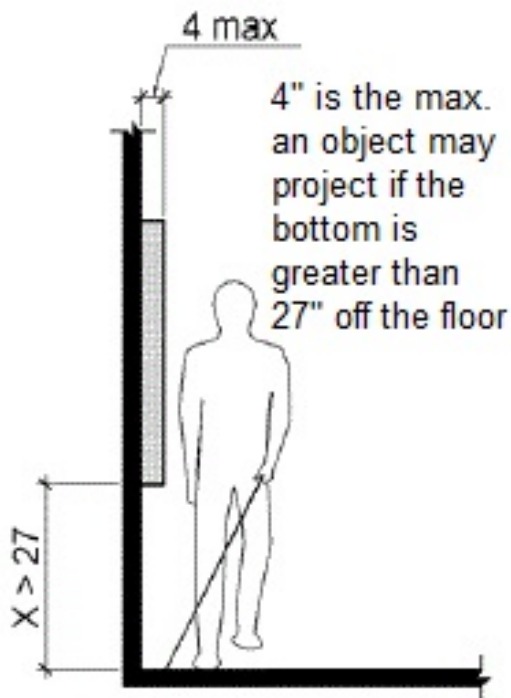
Objects with leading edges more than 27 inches (685 mm) and not more than 80 inches (2030 mm) above the finish floor or ground shall protrude 4 inches (100 mm) maximum horizontally into the circulation path.

Citation:

2010 ADAS Section: 307.2

As Built:

N/A



Finding #8 Additional Finding Photos



Trail System: Trail

Lat/Long: [42.28078, -83.70834]

Finding: 9 - Boot Cleaning Station

There is no accessible route to the element.

At least one accessible route shall connect accessible buildings, accessible facilities, accessible elements, and accessible spaces that are on the same site.

2010 ADAS Section 206.2.2

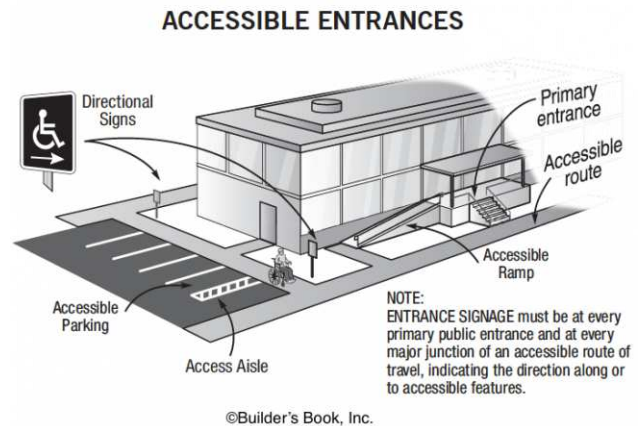
At least one accessible route shall connect accessible buildings, accessible facilities, accessible elements, and accessible spaces that are on the same site.

Citation:

2010 ADAS Section: 206.2.2

As Built:

N/A



Trail System: Trail

Lat/Long: [42.28085, -83.70517]

Finding: 10

The accessible route has running slopes greater than 5% and has not been constructed as a ramp (i.e. handrails, edge protection, etc.). Cross slopes are greater than 2% across the width of the walk.

When the slope in the direction of travel of any walk exceeds 1 unit vertical in 20 units horizontal (5-percent slope), it must be constructed as a ramp. Surface cross slopes must not exceed 1 unit vertical in 48 units horizontal (2-percent slope).

2010 ADAS Section 403.3

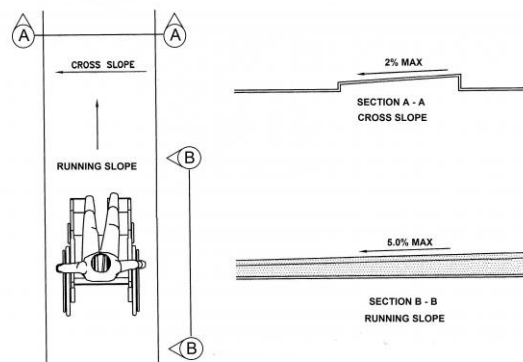
The running slope of walking surfaces shall not be steeper than 1:20. The cross slope of walking surfaces shall not be steeper than 1:48.

Citation:

2010 ADAS Section: 403.3

As Built:

N/A



Finding #10 Additional Finding Photos



Trail System: Trail

Lat/Long: [42.28063, -83.7065]

Finding: 11

The walkway contains abrupt vertical edges and/or variations over 1/4 inch.

1/4 inch is the maximum vertical rise. Changes in level between 1/4 inch and 1/2 inch must be beveled at 1:2 or less.

Changes in level greater than 1/2 inch must be by way of a ramp.

2010 ADAS Section 303.3

Changes in level between 1/4 inch (6.4 mm) high minimum and 1/2 inch (13 mm) high maximum shall be beveled with a slope not steeper than 1:2.

2010 ADAS Section 303.2

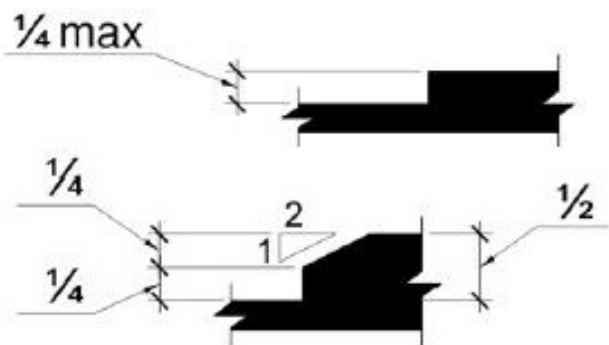
Changes in level of 1/4 inch (6.4 mm) high maximum shall be permitted to be vertical.

Citation:

2010 ADAS Section: 303.3, 303.2

As Built:

N/A



Finding #11 Additional Finding Photos



Trail System: Trail

Lat/Long: [42.28045, -83.70962]

Finding: 12

The accessible path of travel has cross slopes greater than 2%.

Surface cross slopes shall not exceed one unit vertical in 48 units horizontal (2-percent slope). When the slope in the direction of travel of any walk exceeds 1 unit vertical in 20 units horizontal (5-percent slope), it must be constructed as a ramp.

2010 ADAS Section 403.3

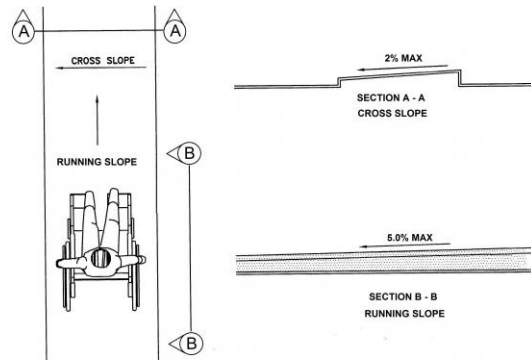
The running slope of walking surfaces shall not be steeper than 1:20. The cross slope of walking surfaces shall not be steeper than 1:48.

Citation:

2010 ADAS Section: 403.3

As Built:

N/A



Finding #12 Additional Finding Photos



Trail System: Trail

Lat/Long: [42.28078, -83.70834]

Finding: 13

There is no accessible route to the element.

At least one accessible route shall connect accessible buildings, accessible facilities, accessible elements, and accessible spaces that are on the same site.

2010 ADAS Section 206.2.2

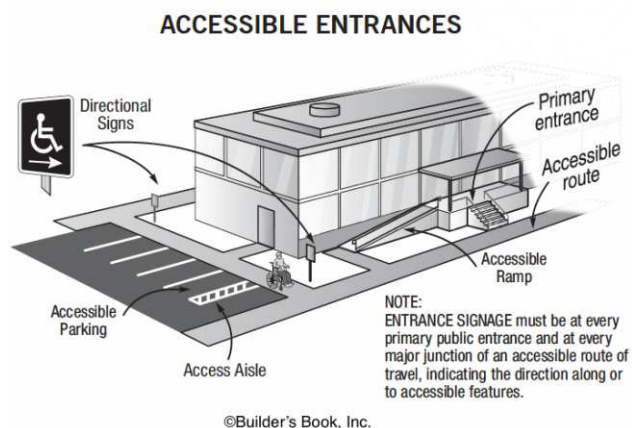
At least one accessible route shall connect accessible buildings, accessible facilities, accessible elements, and accessible spaces that are on the same site.

Citation:

2010 ADAS Section: 206.2.2

As Built:

N/A



Trail System: Trail

Lat/Long: [42.28045, -83.70962]

Finding: 14

The accessible path of travel has cross slopes greater than 2%.

Surface cross slopes shall not exceed one unit vertical in 48 units horizontal (2-percent slope). When the slope in the direction of travel of any walk exceeds 1 unit vertical in 20 units horizontal (5-percent slope), it must be constructed as a ramp.

2010 ADAS Section 403.3

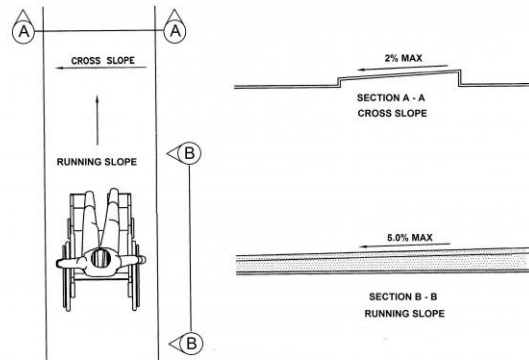
The running slope of walking surfaces shall not be steeper than 1:20. The cross slope of walking surfaces shall not be steeper than 1:48.

Citation:

2010 ADAS Section: 403.3

As Built:

N/A



Finding #14 Additional Finding Photos



Trail System: Trail

Lat/Long: [42.28045, -83.70962]

Finding: 15

The accessible path of travel has cross slopes greater than 2%.

Surface cross slopes shall not exceed one unit vertical in 48 units horizontal (2-percent slope). When the slope in the direction of travel of any walk exceeds 1 unit vertical in 20 units horizontal (5-percent slope), it must be constructed as a ramp.

2010 ADAS Section 403.3

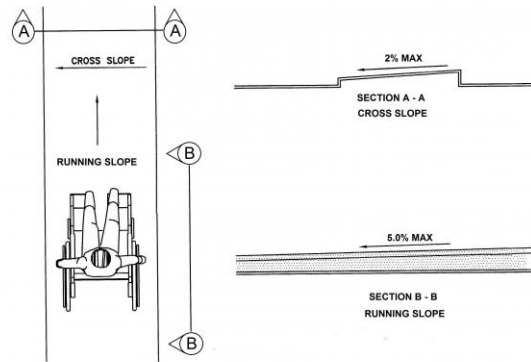
The running slope of walking surfaces shall not be steeper than 1:20. The cross slope of walking surfaces shall not be steeper than 1:48.

Citation:

2010 ADAS Section: 403.3

As Built:

N/A



Finding #15 Additional Finding Photos



Trail System: Trail

Lat/Long: [42.28124, -83.70399]

Finding: 16

The accessible route has running slopes greater than 5% and has not been constructed as a ramp (i.e. handrails, edge protection, etc.). Cross slopes are greater than 2% across the width of the walk.

When the slope in the direction of travel of any walk exceeds 1 unit vertical in 20 units horizontal (5-percent slope), it must be constructed as a ramp. Surface cross slopes must not exceed 1 unit vertical in 48 units horizontal (2-percent slope).

2010 ADAS Section 403.3

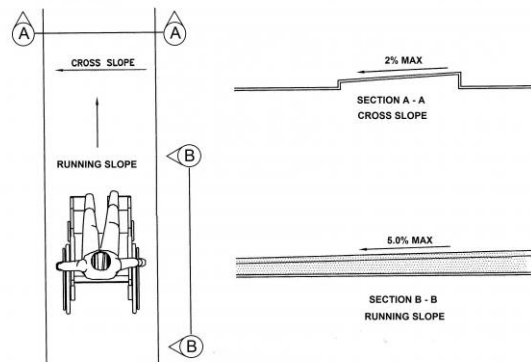
The running slope of walking surfaces shall not be steeper than 1:20. The cross slope of walking surfaces shall not be steeper than 1:48.

Citation:

2010 ADAS Section: 403.3

As Built:

N/A



Finding #16 Additional Finding Photos



Trail System: Trail

Lat/Long: [42.28084, -83.70519]

Finding: 17

The curb ramp exceeds the maximum running slope (parallel to the direction of travel) allowable of 8.33%.

Curb ramps should have the least possible slope but in no case more than 8.33% (1:12).

2010 ADAS Section 406.1

Curb ramps on accessible routes shall comply with 406, 405.2 through 405.5, and 405.10.

Citation:

2010 ADAS Section: 406.1

As Built:

N/A



Finding #17 Additional Finding Photos



Trail System: Trail

Lat/Long: [42.28125, -83.70396]

Finding: 18

The transition from the curb ramp to the walk, gutter or street is not flush and free of abrupt changes in level.

Transitions from ramps to walks, gutters or streets shall be flush and free of abrupt changes in level. Maximum slopes of adjoining gutters, road surface immediately adjacent to the curb ramp, or accessible route shall not exceed one unit vertical in 20 units horizontal (5-percent slope).

2010 ADAS Section 406.2

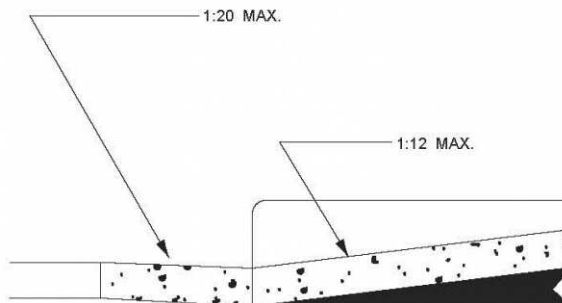
Counter slopes of adjoining gutters and road surfaces immediately adjacent to the curb ramp shall not be steeper than 1:20. The adjacent surfaces at transitions at curb ramps to walks, gutters, and streets shall be at the same level.

Citation:

2010 ADAS Section: 406.2

As Built:

N/A



Trail System: Trail

Lat/Long: [42.28125, -83.70395]

Finding: 19

The curb ramp exceeds the maximum running slope (parallel to the direction of travel) allowable of 8.33%.

Curb ramps should have the least possible slope but in no case more than 8.33% (1:12).

2010 ADAS Section 406.1

Curb ramps on accessible routes shall comply with 406, 405.2 through 405.5, and 405.10.

Citation:

2010 ADAS Section: 406.1

As Built:

N/A



Finding #19 Additional Finding Photos



Trail System: Trail

Lat/Long: [42.28127, -83.70393]

Finding: 20 - Trail

The route contains openings greater than 1/2 inch.

Openings in floor or ground surfaces shall not allow passage of a sphere more than 1/2 inch diameter. Elongated openings shall be placed so that the long dimension is perpendicular to the dominant direction of travel.

2010 ADAS Section 302.3

Openings in floor or ground surfaces shall not allow passage of a sphere more than 1/2 inch (13 mm) diameter except as allowed in 407.4.3, 409.4.3, 410.4, 810.5.3 and 810.10. Elongated openings shall be placed so that the long dimension is perpendicular to the dominant direction of travel.

Citation:

2010 ADAS Section: 302.3

As Built:

N/A



Trail System: Trail

Lat/Long: [42.2812, -83.70414]

Finding: 21 - Trail Route

The walkway contains abrupt vertical edges and/or variations over a 1/2 inch.

1/4 inch is the maximum vertical rise. Changes in level between 1/4 inch and 1/2 inch must be beveled at 1:2 or less.

Changes in level greater than 1/2 inch must be by way of a ramp.

2010 ADAS Section 303.3

Changes in level between 1/4 inch (6.4 mm) high minimum and 1/2 inch (13 mm) high maximum shall be beveled with a slope not steeper than 1:2.

2010 ADAS Section 303.2

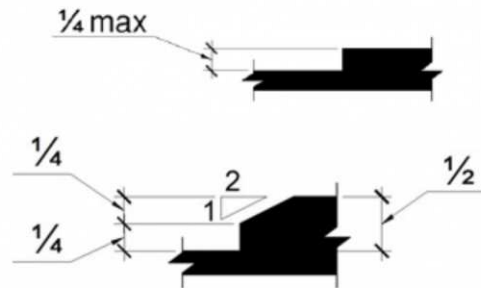
Changes in level of 1/4 inch (6.4 mm) high maximum shall be permitted to be vertical.

Citation:

2010 ADAS Section: 303.3, 303.2

As Built:

N/A



Trail System: Trail

Lat/Long: [42.28154, -83.70714]

Finding: 22 - Trail To Restroom

The walkway contains abrupt vertical edges and/or variations over a 1/2 inch.

1/4 inch is the maximum vertical rise. Changes in level between 1/4 inch and 1/2 inch must be beveled at 1:2 or less.

Changes in level greater than 1/2 inch must be by way of a ramp.

2010 ADAS Section 303.3

Changes in level between 1/4 inch (6.4 mm) high minimum and 1/2 inch (13 mm) high maximum shall be beveled with a slope not steeper than 1:2.

2010 ADAS Section 303.2

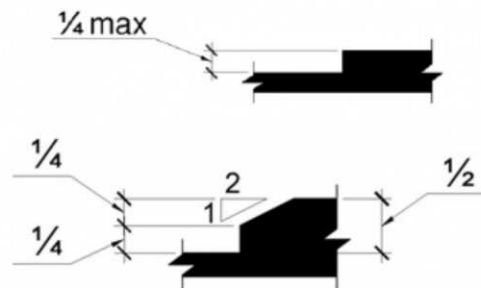
Changes in level of 1/4 inch (6.4 mm) high maximum shall be permitted to be vertical.

Citation:

2010 ADAS Section: 303.3, 303.2

As Built:

N/A



Trail System: Trail

Lat/Long: [42.28789, -83.72852]

Finding: 23 - Trail To Restroom

The walkway contains abrupt vertical edges and/or variations over a 1/2 inch.

1/4 inch is the maximum vertical rise. Changes in level between 1/4 inch and 1/2 inch must be beveled at 1:2 or less.

Changes in level greater than 1/2 inch must be by way of a ramp.

2010 ADAS Section 303.3

Changes in level between 1/4 inch (6.4 mm) high minimum and 1/2 inch (13 mm) high maximum shall be beveled with a slope not steeper than 1:2.

2010 ADAS Section 303.2

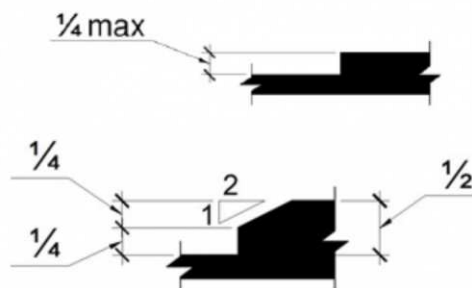
Changes in level of 1/4 inch (6.4 mm) high maximum shall be permitted to be vertical.

Citation:

2010 ADAS Section: 303.3, 303.2

As Built:

N/A



Trail System: Trail

Lat/Long: [42.28789, -83.72852]

Finding: 24 - Gravel Trail Transition

The walkway contains abrupt vertical edges and/or variations over a 1/2 inch.

1/4 inch is the maximum vertical rise. Changes in level between 1/4 inch and 1/2 inch must be beveled at 1:2 or less.

Changes in level greater than 1/2 inch must be by way of a ramp.

2010 ADAS Section 303.3

Changes in level between 1/4 inch (6.4 mm) high minimum and 1/2 inch (13 mm) high maximum shall be beveled with a slope not steeper than 1:2.

2010 ADAS Section 303.2

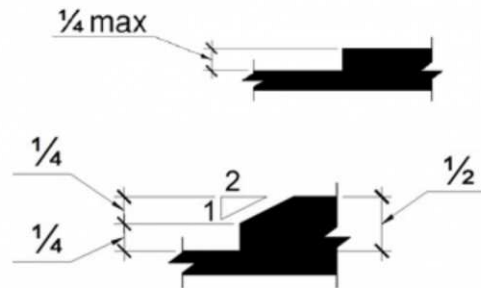
Changes in level of 1/4 inch (6.4 mm) high maximum shall be permitted to be vertical.

Citation:

2010 ADAS Section: 303.3, 303.2

As Built:

N/A



Green Space: Picnic Area

Lat/Long: [42.28789, -83.72852]

Finding: 25

The route contains openings greater than 1/2 inch.

Openings in floor or ground surfaces shall not allow passage of a sphere more than 1/2 inch diameter. Elongated openings shall be placed so that the long dimension is perpendicular to the dominant direction of travel.

2010 ADAS Section 302.3

Openings in floor or ground surfaces shall not allow passage of a sphere more than 1/2 inch (13 mm) diameter except as allowed in 407.4.3, 409.4.3, 410.4, 810.5.3 and 810.10. Elongated openings shall be placed so that the long dimension is perpendicular to the dominant direction of travel.

Citation:

2010 ADAS Section: 302.3

As Built:

N/A



Green Space: Bike Rack

Lat/Long: [42.2808, -83.70773]

Finding: 26 - Route

The accessible route contains loose gravel and/or surface materials that do not provide for a stable, firm slip resistant surface.

Floor and ground surfaces shall be stable, firm, and slip resistant.

2010 ADAS Section 302.1

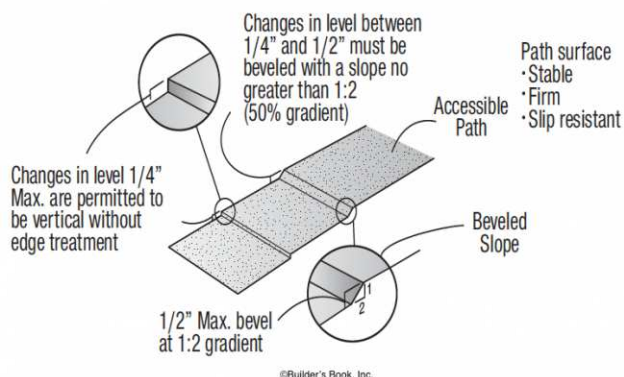
Floor and ground surfaces shall be stable, firm, and slip resistant and shall comply with 302.

Citation:

2010 ADAS Section: 302.1

As Built:

Surface is grass



Green Space: Bike Rack

Lat/Long: [42.27971, -83.70374]

Finding: 27 - Route

The walkway contains abrupt vertical edges and/or variations between 1/4 inch and 1/2 inch that are not beveled correctly.

1/4 inch is the maximum vertical rise. Changes in level between 1/4 inch and 1/2 inch must be beveled at 1:2 or less.

Changes in level greater than 1/2 inch must be by way of a ramp.

2010 ADAS Section 303.3

Changes in level between 1/4 inch (6.4 mm) high minimum and 1/2 inch (13 mm) high maximum shall be beveled with a slope not steeper than 1:2.

2010 ADAS Section 303.2

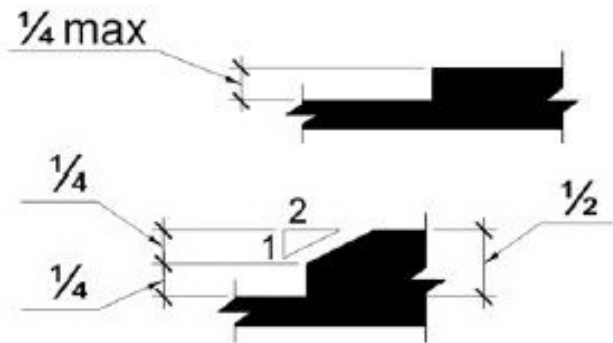
Changes in level of 1/4 inch (6.4 mm) high maximum shall be permitted to be vertical.

Citation:

2010 ADAS Section: 303.3, 303.2

As Built:

Wood boarder



Green Space: Bike Rack

Lat/Long: [42.28079, -83.70538]

Finding: 28 - Route

The accessible route contains loose gravel and/or surface materials that do not provide for a stable, firm slip resistant surface.

Floor and ground surfaces shall be stable, firm, and slip resistant.

2010 ADAS Section 302.1

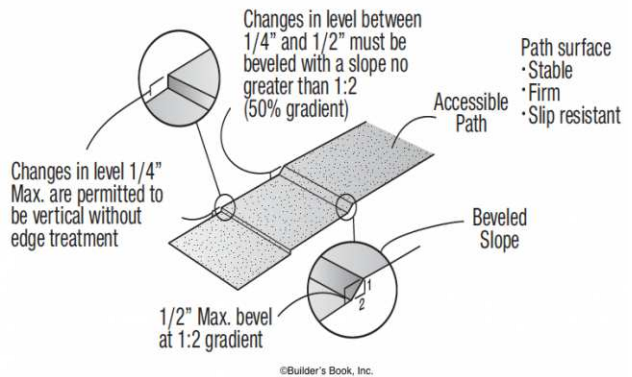
Floor and ground surfaces shall be stable, firm, and slip resistant and shall comply with 302.

Citation:

2010 ADAS Section: 302.1

As Built:

N/A



Restrooms: Men's

Lat/Long: [42.2809, -83.70785]

Finding: 29 - Route

The walkway contains abrupt vertical edges and/or variations between 1/4 inch and 1/2 inch that are not beveled correctly.

1/4 inch is the maximum vertical rise. Changes in level between 1/4 inch and 1/2 inch must be beveled at 1:2 or less.

Changes in level greater than 1/2 inch must be by way of a ramp.

2010 ADAS Section 303.3

Changes in level between 1/4 inch (6.4 mm) high minimum and 1/2 inch (13 mm) high maximum shall be beveled with a slope not steeper than 1:2.

2010 ADAS Section 303.2

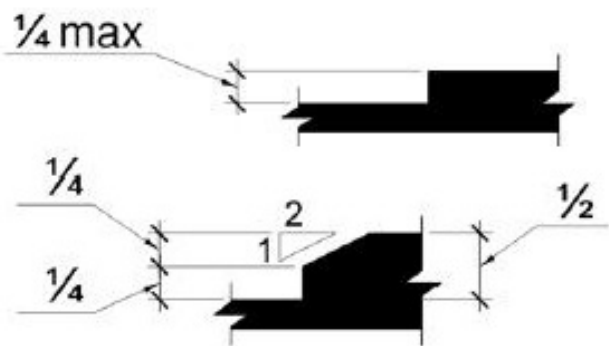
Changes in level of 1/4 inch (6.4 mm) high maximum shall be permitted to be vertical.

Citation:

2010 ADAS Section: 303.3, 303.2

As Built:

N/A



Restrooms: Men's

Lat/Long: [42.28089, -83.7076]

Finding: 30 - Door

The compartment door is not self closing.

The water closet compartment shall be equipped with a door that has an automatic-closing device.

2010 ADAS Section 604.8.1.2

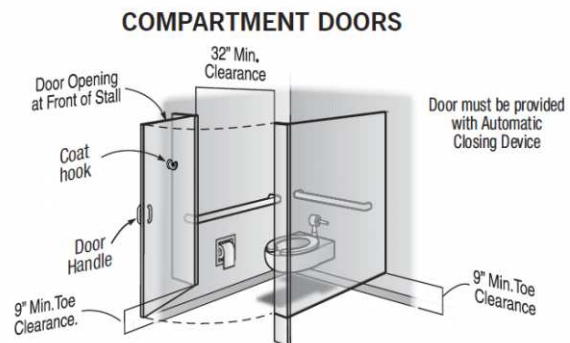
Toilet compartment doors, including door hardware, shall comply with 404 except that if the approach is to the latch side of the compartment door, clearance between the door side of the compartment and any obstruction shall be 42 inches (1065 mm) minimum. Doors shall be located in the front partition or in the side wall or partition farthest from the water closet. Where located in the front partition, the door opening shall be 4 inches (100 mm) maximum from the side wall or partition farthest from the water closet. Where located in the side wall or partition, the door opening shall be 4 inches (100 mm) maximum from the front partition. The door shall be self-closing. A door pull complying with 404.2.7 shall be placed on both sides of the door near the latch. Toilet compartment doors shall not swing into the minimum required compartment area.

Citation:

2010 ADAS Section: 604.8.1.2

As Built:

N/A



Restrooms: Men's

Lat/Long: [42.2808, -83.70509]

Finding: 31

The wall sign is incorrectly located.

Where permanent identification signs are provided for rooms and spaces, signs shall be installed on the wall adjacent to the latch side of the door. Where there is no wall space on the latch side, including at double leaf doors, signs shall be placed on the nearest adjacent wall, preferably on the right.

Mounting location shall be located so that a person may approach within 3 inches of the sign and that a clear floor space of 18 inches minimum by 18 inches minimum, centered on the tactile Characters, is provided beyond the arc of any door swing between the closed position and 45 degree open position.

2010 ADAS Section 703.4.1

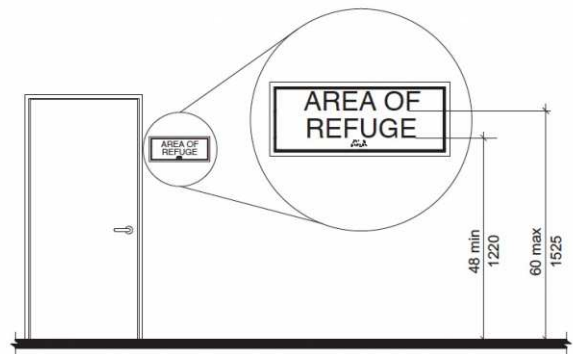
Tactile characters on signs shall be located 48 inches (1220 mm) minimum above the finish floor or ground surface, measured from the baseline of the lowest tactile character and 60 inches (1525 mm) maximum above the finish floor or ground surface, measured from the baseline of the highest tactile character.

Citation:

2010 ADAS Section: 703.4.1

As Built:

N/A



Restrooms: Men's

Lat/Long: [42.28085, -83.70517]

Finding: 32

The water and drain pipes under the lavatory are not adequately insulated.

Water supply and drain pipes under lavatories and sinks shall be insulated or otherwise configured to protect against contact. There shall be no sharp or abrasive surfaces under lavatories and sinks.

2010 ADAS Section 606.5

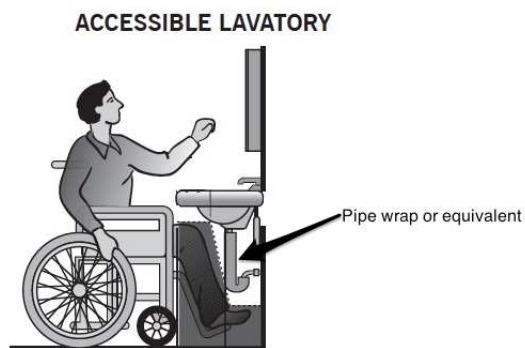
Water supply and drain pipes under lavatories and sinks shall be insulated or otherwise configured to protect against contact. There shall be no sharp or abrasive surfaces under lavatories and sinks.

Citation:

2010 ADAS Section: 606.5

As Built:

N/A



Restrooms: Men's

Lat/Long: [42.28085, -83.70517]

Finding: 33

The sink counter projects more than 4 inches into the circulation path.

Wall-mounted objects that have leading edges between 27 inches and 80 inches from the floor must not project more than 4 inches into the circulation path. Protruding objects that extend to the floor or within 27 inches of the floor are cane detectable and are therefore not hazardous. Where it is necessary or desirable to have objects protrude from the wall, a manner of cane detection must be provided.

2010 ADAS Section 307.2

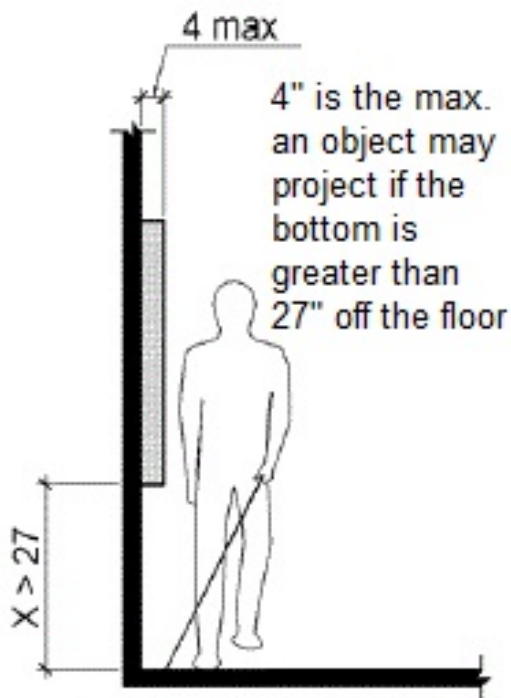
Objects with leading edges more than 27 inches (685 mm) and not more than 80 inches (2030 mm) above the finish floor or ground shall protrude 4 inches (100 mm) maximum horizontally into the circulation path.

Citation:

2010 ADAS Section: 307.2

As Built:

N/A



Restrooms: Men's

Lat/Long: [42.28085, -83.70517]

Finding: 34

The paper towel dispenser's operation mechanism is too high off the floor.

Dispensers must have all operable parts a maximum of 48 inches above the floor.

2010 ADAS Section 308.2.1

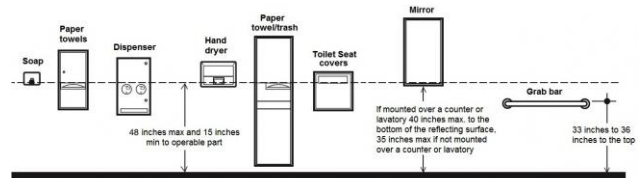
Where a forward reach is unobstructed, the high forward reach shall be 48 inches (1220 mm) maximum and the low forward reach shall be 15 inches (380 mm) minimum above the finish floor or ground.

Citation:

2010 ADAS Section: 308.2.1

As Built:

N/A



Restrooms: Men's

Lat/Long: [42.28085, -83.70517]

Finding: 35

The soap dispenser's operation mechanism is too high off the floor.

Dispensers must have all operable parts a maximum of 48 inches above the floor.

2010 ADAS Section 308.2.1

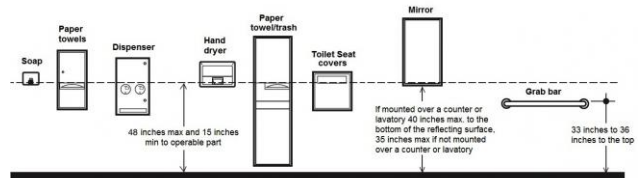
Where a forward reach is unobstructed, the high forward reach shall be 48 inches (1220 mm) maximum and the low forward reach shall be 15 inches (380 mm) minimum above the finish floor or ground.

Citation:

2010 ADAS Section: 308.2.1

As Built:

N/A



Restrooms: Men's

Lat/Long: [42.28085, -83.70517]

Finding: 36

The side grab bar is too high.

Grab bars shall be installed in a horizontal position, 33 inches minimum and 36 inches maximum above the finish floor measured to the top of the gripping surface.

2010 ADAS Section 609.4

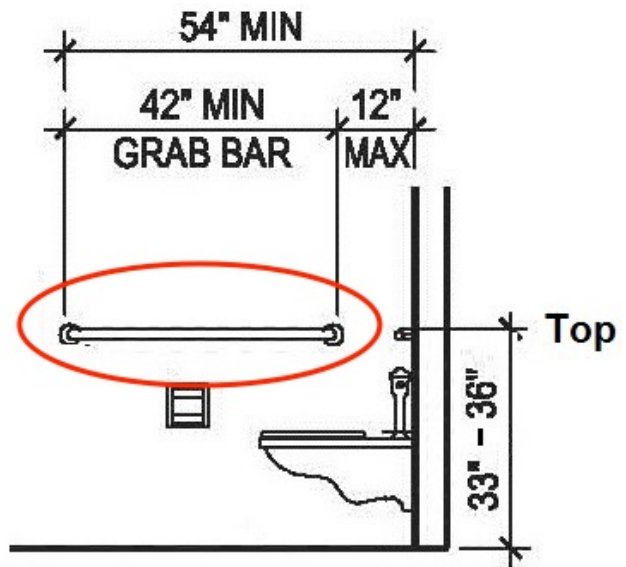
Grab bars shall be installed in a horizontal position, 33 inches (840 mm) minimum and 36 inches (915 mm) maximum above the finish floor measured to the top of the gripping surface, except that at water closets for children's use complying with 604.9, grab bars shall be installed in a horizontal position 18 inches (455 mm) minimum and 27 inches (685 mm) maximum above the finish floor measured to the top of the gripping surface. The height of the lower grab bar on the back wall of a bathtub shall comply with 607.4.1.1 or 607.4.2.1.

Citation:

2010 ADAS Section: 609.4

As Built:

N/A



Restrooms: Men's

Lat/Long: [42.28085, -83.70517]

Finding: 37

The rear grab bar is too high.

Grab bars shall be installed in a horizontal position, 33 inches minimum and 36 inches maximum above the finish floor measured to the top of the gripping surface and the space between the grab bar and the top of the tank shall be 1-1/2 inches minimum.

2010 ADAS Section 609.4

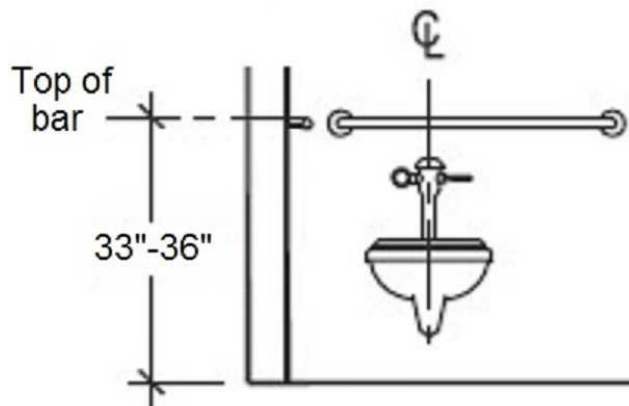
Grab bars shall be installed in a horizontal position, 33 inches (840 mm) minimum and 36 inches (915 mm) maximum above the finish floor measured to the top of the gripping surface, except that at water closets for children's use complying with 604.9, grab bars shall be installed in a horizontal position 18 inches (455 mm) minimum and 27 inches (685 mm) maximum above the finish floor measured to the top of the gripping surface. The height of the lower grab bar on the back wall of a bathtub shall comply with 607.4.1.1 or 607.4.2.1.

Citation:

2010 ADAS Section: 609.4

As Built:

N/A



Restrooms: Men's

Lat/Long: [42.28085, -83.70517]

Finding: 38

The toilet paper dispenser is mounted too close to the bottom of the grab bar, minimizing the gripping surface.

Adjacent elements shall be positioned to provide unobstructed use of grab bars. The space between the grab bar and projecting objects below and at the ends shall be 1-1/2 inches minimum. The space between the grab bar and projecting objects above shall be 12 inches minimum.

2010 ADAS Section 609.3

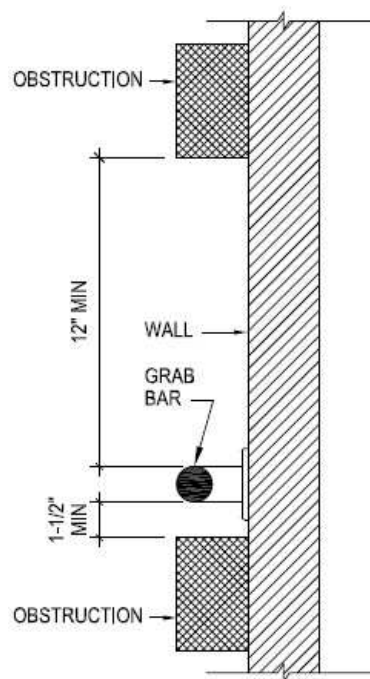
The space between the wall and the grab bar shall be 1 1/2 inches (38 mm). The space between the grab bar and projecting objects below and at the ends shall be 1 1/2 inches (38 mm) minimum. The space between the grab bar and projecting objects above shall be 12 inches (305 mm) minimum.

Citation:

2010 ADAS Section: 609.3

As Built:

N/A



Restrooms: Men's

Lat/Long: [42.28085, -83.70517]

Finding: 39

The clear floor space around the toilet is obstructed by the towel dispenser.

No fixtures are allowed in the clear floor space required for the toilet.

The required clearance around the water closet shall be permitted to overlap the water closet, associated grab bars, dispensers, sanitary napkin disposal units, coat hooks, shelves, accessible routes, clear floor space and clearances required at other fixtures, and the turning space. No other fixtures or obstructions shall be located within the required water closet clearance.

2010 ADAS Section 604.3.2

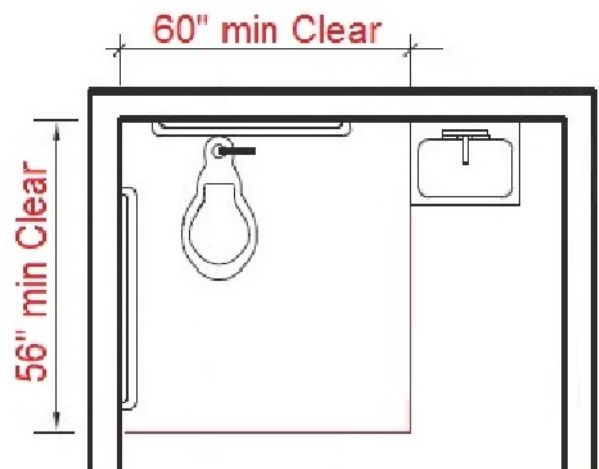
The required clearance around the water closet shall be permitted to overlap the water closet, associated grab bars, dispensers, sanitary napkin disposal units, coat hooks, shelves, accessible routes, clear floor space and clearances required at other fixtures, and the turning space. No other fixtures or obstructions shall be located within the required water closet clearance.

Citation:

2010 ADAS Section: 604.3.2

As Built:

N/A



Restrooms: Women's

Lat/Long: [42.2809, -83.70785]

Finding: 40 - Route

The walkway contains abrupt vertical edges and/or variations between 1/4 inch and 1/2 inch that are not beveled correctly.

1/4 inch is the maximum vertical rise. Changes in level between 1/4 inch and 1/2 inch must be beveled at 1:2 or less.

Changes in level greater than 1/2 inch must be by way of a ramp.

2010 ADAS Section 303.3

Changes in level between 1/4 inch (6.4 mm) high minimum and 1/2 inch (13 mm) high maximum shall be beveled with a slope not steeper than 1:2.

2010 ADAS Section 303.2

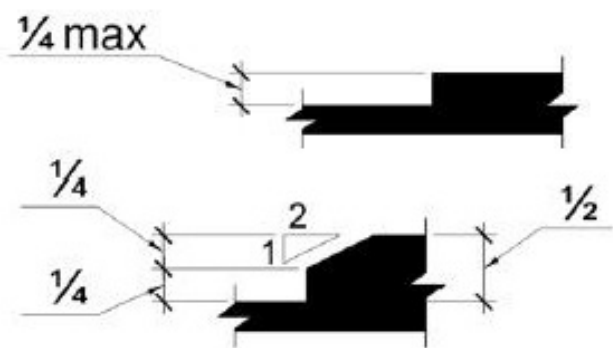
Changes in level of 1/4 inch (6.4 mm) high maximum shall be permitted to be vertical.

Citation:

2010 ADAS Section: 303.3, 303.2

As Built:

N/A



Restrooms: Women's

Lat/Long: [42.2809, -83.70785]

Finding: 41 - Protruding object

The sink counter projects more than 4 inches into the circulation path.

Wall-mounted objects that have leading edges between 27 inches and 80 inches from the floor must not project more than 4 inches into the circulation path. Protruding objects that extend to the floor or within 27 inches of the floor are cane detectable and are therefore not hazardous. Where it is necessary or desirable to have objects protrude from the wall, a manner of cane detection must be provided.

2010 ADAS Section 307.2

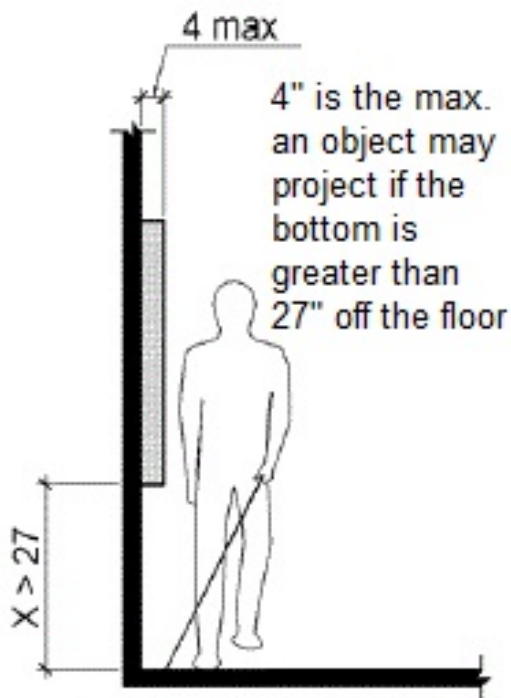
Objects with leading edges more than 27 inches (685 mm) and not more than 80 inches (2030 mm) above the finish floor or ground shall protrude 4 inches (100 mm) maximum horizontally into the circulation path.

Citation:

2010 ADAS Section: 307.2

As Built:

N/A



Restrooms: Women's

Lat/Long: [42.28089, -83.7076]

Finding: 42 - Protruding object

The dispenser projects more than 4 inches into the circulation path.

Wall-mounted objects that have leading edges between 27 inches and 80 inches from the floor must not project more than 4 inches into the circulation path. Protruding objects that extend to the floor or within 27 inches of the floor are cane detectable and are therefore not hazardous. Where it is necessary or desirable to have objects protrude from the wall, a manner of cane detection must be provided.

2010 ADAS Section 307.2

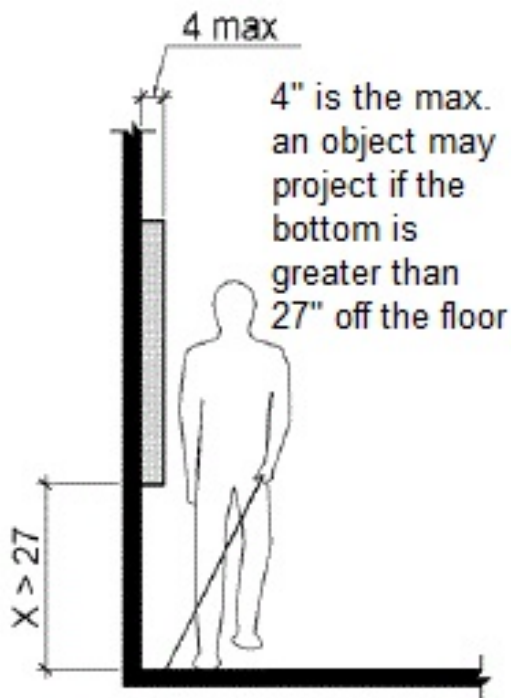
Objects with leading edges more than 27 inches (685 mm) and not more than 80 inches (2030 mm) above the finish floor or ground shall protrude 4 inches (100 mm) maximum horizontally into the circulation path.

Citation:

2010 ADAS Section: 307.2

As Built:

N/A



Restrooms: Women's

Lat/Long: [42.28089, -83.7076]

Finding: 43 - Door

The compartment door is not self closing.

The water closet compartment shall be equipped with a door that has an automatic-closing device.

2010 ADAS Section 604.8.1.2

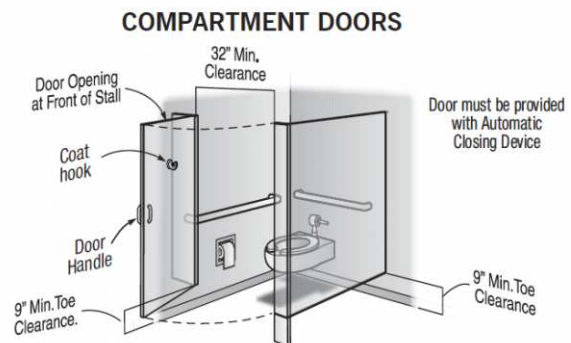
Toilet compartment doors, including door hardware, shall comply with 404 except that if the approach is to the latch side of the compartment door, clearance between the door side of the compartment and any obstruction shall be 42 inches (1065 mm) minimum. Doors shall be located in the front partition or in the side wall or partition farthest from the water closet. Where located in the front partition, the door opening shall be 4 inches (100 mm) maximum from the side wall or partition farthest from the water closet. Where located in the side wall or partition, the door opening shall be 4 inches (100 mm) maximum from the front partition. The door shall be self-closing. A door pull complying with 404.2.7 shall be placed on both sides of the door near the latch. Toilet compartment doors shall not swing into the minimum required compartment area.

Citation:

2010 ADAS Section: 604.8.1.2

As Built:

N/A



Restrooms: Women's

Lat/Long: [42.28013, -83.70438]

Finding: 44 - Restroom Sign

The wall sign is incorrectly located.

Where permanent identification signs are provided for rooms and spaces, signs shall be installed on the wall adjacent to the latch side of the door. Where there is no wall space on the latch side, including at double leaf doors, signs shall be placed on the nearest adjacent wall, preferably on the right.

Mounting location shall be located so that a person may approach within 3 inches of the sign and that a clear floor space of 18 inches minimum by 18 inches minimum, centered on the tactile Characters, is provided beyond the arc of any door swing between the closed position and 45 degree open position.

2010 ADAS Section 703.4.1

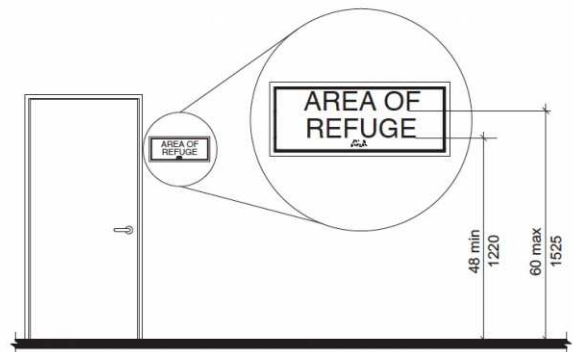
Tactile characters on signs shall be located 48 inches (1220 mm) minimum above the finish floor or ground surface, measured from the baseline of the lowest tactile character and 60 inches (1525 mm) maximum above the finish floor or ground surface, measured from the baseline of the highest tactile character.

Citation:

2010 ADAS Section: 703.4.1

As Built:

N/A



Restrooms: Women's

Lat/Long: [42.28789, -83.72852]

Finding: 45 - Mirror

The mirror is mounted too high.

Mirrors must have the bottom edge of the reflecting surface a maximum of 40 inches above the floor if above a sink or counter. Mirrors not located above lavatories or countertops shall be installed with the bottom edge of the reflecting surface 35 inches maximum above the finish floor or ground.

2010 ADAS Section 603.3

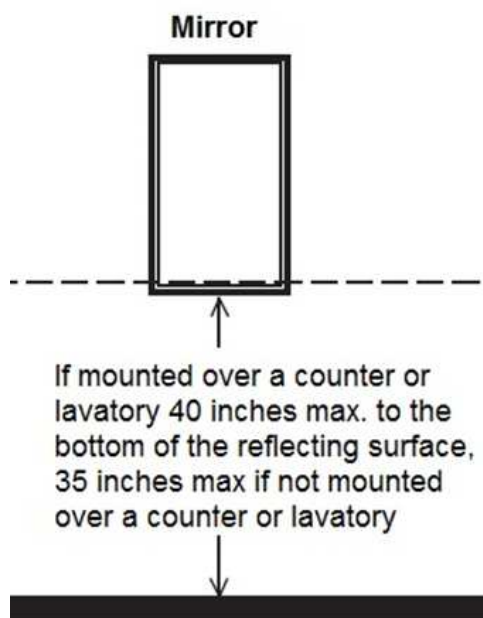
Mirrors located above lavatories or countertops shall be installed with the bottom edge of the reflecting surface 40 inches (1015 mm) maximum above the finish floor or ground. Mirrors not located above lavatories or countertops shall be installed with the bottom edge of the reflecting surface 35 inches (890 mm) maximum above the finish floor or ground.

Citation:

2010 ADAS Section: 603.3

As Built:

N/A



Restrooms: Women's

Lat/Long: [42.28789, -83.72852]

Finding: 46 - Soap

The soap dispenser's operation mechanism is too high off the floor.

Dispensers must have all operable parts a maximum of 48 inches above the floor.

2010 ADAS Section 308.2.1

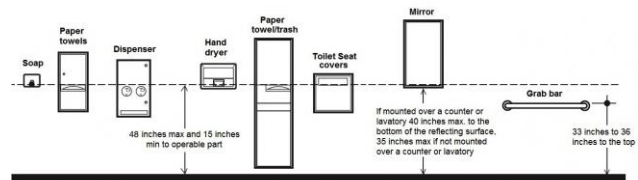
Where a forward reach is unobstructed, the high forward reach shall be 48 inches (1220 mm) maximum and the low forward reach shall be 15 inches (380 mm) minimum above the finish floor or ground.

Citation:

2010 ADAS Section: 308.2.1

As Built:

N/A



Restrooms: Women's

Lat/Long: [42.28789, -83.72852]

Finding: 47 - Paper Towel

The paper towel dispenser's operation mechanism is too high off the floor.

Dispensers must have all operable parts a maximum of 48 inches above the floor.

2010 ADAS Section 308.2.1

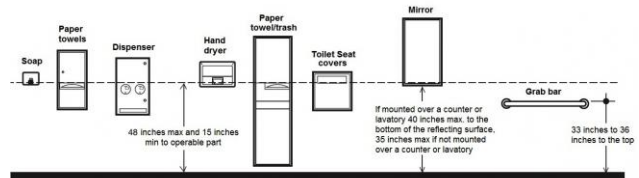
Where a forward reach is unobstructed, the high forward reach shall be 48 inches (1220 mm) maximum and the low forward reach shall be 15 inches (380 mm) minimum above the finish floor or ground.

Citation:

2010 ADAS Section: 308.2.1

As Built:

N/A



Restrooms: Women's

Lat/Long: [42.28789, -83.72852]

Finding: 48 - Sink Insulation

The water and drain pipes under the lavatory are not adequately insulated.

Water supply and drain pipes under lavatories and sinks shall be insulated or otherwise configured to protect against contact. There shall be no sharp or abrasive surfaces under lavatories and sinks.

2010 ADAS Section 606.5

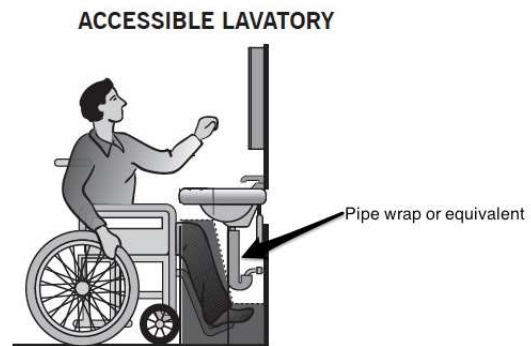
Water supply and drain pipes under lavatories and sinks shall be insulated or otherwise configured to protect against contact. There shall be no sharp or abrasive surfaces under lavatories and sinks.

Citation:

2010 ADAS Section: 606.5

As Built:

N/A



Restrooms: Women's

Lat/Long: [42.28789, -83.72852]

Finding: 49 - Clear Floor Space Of Toilet

The restroom contains storage items and/or supplies which obstruct the clear floor and/or turning space within the restroom.

A clear space measured from the floor to a height of 27 inches above the floor, within the restroom, of sufficient size to inscribe a circle with a diameter not less than 60 inches in size or a "T" turning space must be provided.

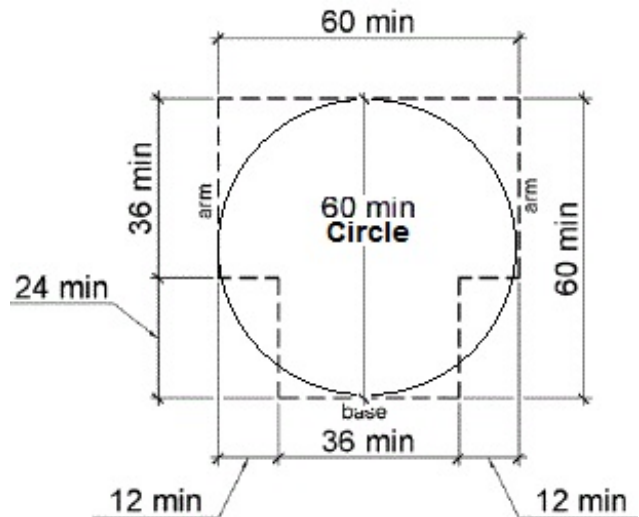
2010 ADAS Section 603.2.1
Turning space complying with 304 shall be provided within the room.

Citation:

2010 ADAS Section: 603.2.1

As Built:

N/A



Restrooms: Drinking Fountain

Lat/Long: [42.28789, -83.72852]

Finding: 50 - Drinking Fountain

The drinking fountain projects from the wall into the pedestrian way with its leading edge above 27 inches from the floor.

Objects may protrude no more than 4 inches into circulation route when located between 27 and 80 inches above the floor. All drinking fountains shall be positioned so as not to encroach into pedestrian ways.

2010 ADAS Section 307.2

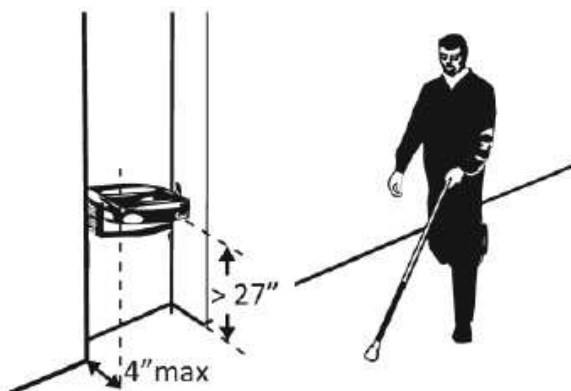
Objects with leading edges more than 27 inches (685 mm) and not more than 80 inches (2030 mm) above the finish floor or ground shall protrude 4 inches (100 mm) maximum horizontally into the circulation path.

Citation:

2010 ADAS Section: 307.2

As Built:

N/A



Restrooms: Drinking Fountain

Lat/Long: [42.28354, -83.71058]

Finding: 51 - Standing

There is no drinking fountain for standing persons.

No fewer than two drinking fountains shall be provided. One drinking fountain shall meet requirements for wheelchair accessibility and one drinking fountain shall meet requirements for standing persons.

Where a single drinking fountain complies with both wheelchair accessibility and requirements for standing persons, it shall be permitted to be substituted for two separate drinking fountains.

Spout outlets of drinking fountains for standing persons shall be 38 inches minimum and 43 inches maximum above the finish floor or ground.

2010 ADAS Section 602.7

Spout outlets of drinking fountains for standing persons shall be 38 inches (965 mm) minimum and 43 inches (1090 mm) maximum above the finish floor or ground.

2010 ADAS Section 211.2

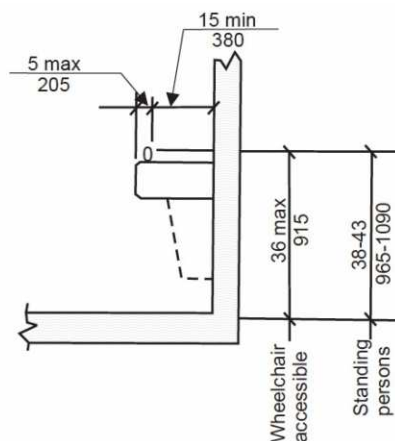
No fewer than two drinking fountains shall be provided. One drinking fountain shall comply with 602.1 through 602.6 and one drinking fountain shall comply with 602.7.

Citation:

2010 ADAS Section: 602.7, 211.2

As Built:

N/A



Site Accessibility Evaluation



Gallup Park Canoe Livery
3000 Fuller Rd
Angell, MI 48105
ADA Only

Inspection Date: 07/11/2022

Inspectors: Aileen Dryden, Arturo Pinero, Jesus Lardizabal, Juvelyn Owen, Olaf Brunjes

Prepared By



(512) 410 - 7059

alturalp.com

Report Date: 11/15/2022



DNR Accessibility Grading System for Parks and Recreation Facilities

Accessibility Grade

Definition

1

None of the facilities meet accessibility guidelines

2

Some facilities meet accessibility guidelines

3

Most facilities meet accessibility guidelines

4

The entire park meets accessibility guidelines

5

The entire park was developed using the principles of universal design

Parking: Parking Lot

Lat/Long: [42.27692, -83.70011]

Finding: 1 - Accessible parking

The access aisle is not a minimum 8 feet to the centerline of the stripe.

The accessible parking stall access aisle must be a minimum of 8 feet wide measured from centerline to centerline.

Where parking spaces or access aisles are not adjacent to another parking space or access aisle, measurements shall be permitted to include the full width of the line defining the parking space or access aisle.

Alternatively, the stall can be 11 feet wide and the access aisle may be 5 feet wide.

2010 ADAS Section 502.2 Exception

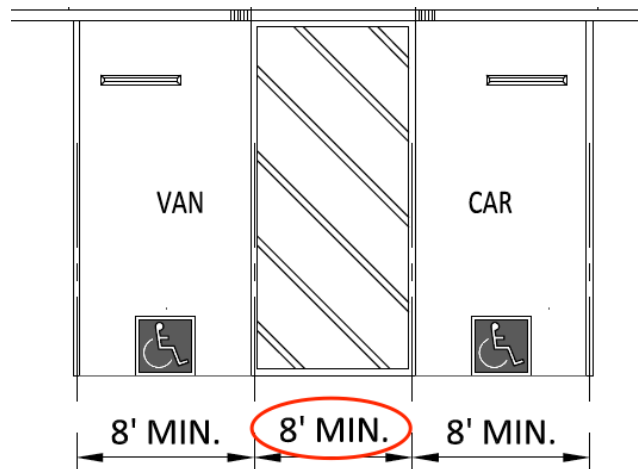
Van parking spaces shall be permitted to be 96 inches (2440 mm) wide minimum where the access aisle is 96 inches (2440 mm) wide minimum.

Citation:

2010 ADAS Section: 502.2 Exception

As Built:

Van accessible parking space is 9 feet wide with an access aisle of 5 feet



Parking: Parking Lot

Lat/Long: [42.27699, -83.70157]

Finding: 2 - Accessible parking sign

The required parking signage is missing.

Parking space identification signs shall include the International Symbol of Accessibility (ISA). Signs identifying van parking spaces shall contain the designation "van accessible." All signs shall be 60 inches minimum above the finish floor or ground surface measured to the bottom of the sign.

2010 ADAS Section 502.6

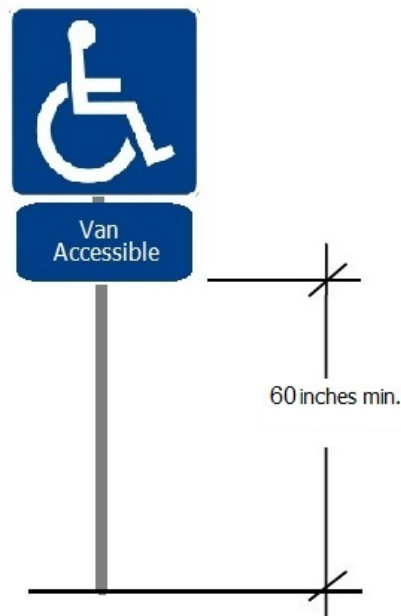
Parking space identification signs shall include the International Symbol of Accessibility complying with 703.7.2.1. Signs identifying van parking spaces shall contain the designation "van accessible." Signs shall be 60 inches (1525 mm) minimum above the finish floor or ground surface measured to the bottom of the sign.

Citation:

2010 ADAS Section: 502.6

As Built:

Missing sign on right accessible parking stall



Parking: Parking Lot

Lat/Long: [42.27356, -83.69907]

Finding: 3 - Accessible parking

The accessible parking space is missing the required markings.

Vehicle spaces shall be marked to define the width, and shall have an adjacent access aisle.

2010 ADAS Section 502.2

Car parking spaces shall be 96 inches (2440 mm) wide minimum and van parking spaces shall be 132 inches (3350 mm) wide minimum, shall be marked to define the width, and shall have an adjacent access aisle complying with 502.3.

Citation:

2010 ADAS Section: 502.2

As Built:

No markings at boat launch parking lot stall.



Parking: Parking Lot

Lat/Long: [42.27383, -83.6887]

Finding: 4 - Accessible parking

The accessible parking is not located on the shortest accessible route to the facility entrances.

Where parking serves more than one accessible entrance, accessible parking spaces shall be dispersed and located on the shortest accessible route to the accessible entrances.

2010 ADAS Section 208.3.1

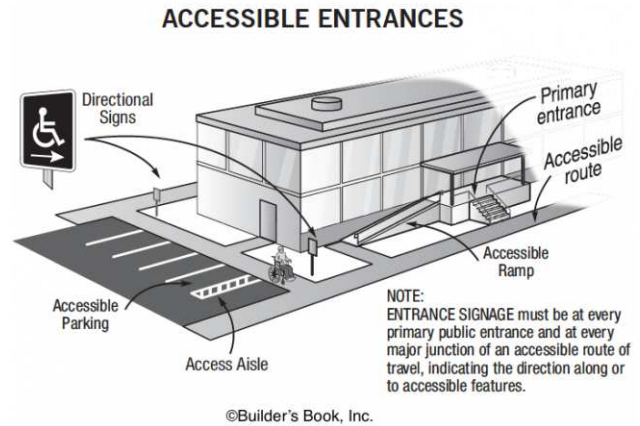

Parking spaces complying with 502 that serve a particular building or facility shall be located on the shortest accessible route from parking to an entrance complying with 206.4. Where parking serves more than one accessible entrance, parking spaces complying with 502 shall be dispersed and located on the shortest accessible route to the accessible entrances. In parking facilities that do not serve a particular building or facility, parking spaces complying with 502 shall be located on the shortest accessible route to an accessible pedestrian entrance of the parking facility.

Citation:

2010 ADAS Section: 208.3.1

As Built:

All accessible parking spaces not location on shortest accessible route to park



Finding #4 Additional Finding Photos



Exterior: Sidewalks

Lat/Long: [42.27744, -83.70065]

Finding: 5 - Accessible route

The accessible path of travel has cross slopes greater than 2%.

Surface cross slopes shall not exceed one unit vertical in 48 units horizontal (2-percent slope). When the slope in the direction of travel of any walk exceeds 1 unit vertical in 20 units horizontal (5-percent slope), it must be constructed as a ramp.

2010 ADAS Section 403.3

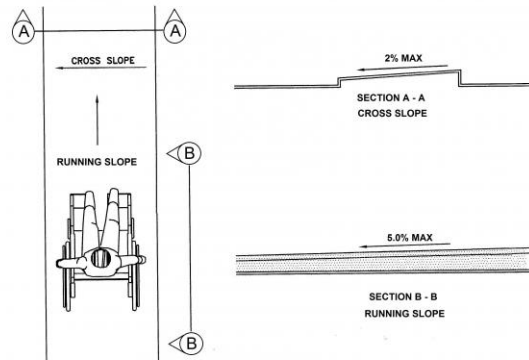
The running slope of walking surfaces shall not be steeper than 1:20. The cross slope of walking surfaces shall not be steeper than 1:48.

Citation:

2010 ADAS Section: 403.3

As Built:

Sidewalk - curb ramp to maintenance entrance 3.5% cross slope



Exterior: Sidewalks

Lat/Long: [42.27703, -83.70155]

Finding: 6 - Accessible route

The accessible path of travel has cross slopes greater than 2%.

Surface cross slopes shall not exceed one unit vertical in 48 units horizontal (2-percent slope). When the slope in the direction of travel of any walk exceeds 1 unit vertical in 20 units horizontal (5-percent slope), it must be constructed as a ramp.

2010 ADAS Section 403.3

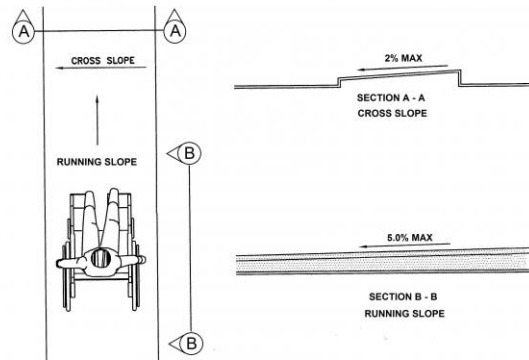
The running slope of walking surfaces shall not be steeper than 1:20. The cross slope of walking surfaces shall not be steeper than 1:48.

Citation:

2010 ADAS Section: 403.3

As Built:

Path in front of parking stalls has a cross slope of up to 4.5%



Exterior: Sidewalks

Lat/Long: [42.27642, -83.70166]

Finding: 7 - Accessible route

The accessible path of travel has cross slopes greater than 2%.

Surface cross slopes shall not exceed one unit vertical in 48 units horizontal (2-percent slope). When the slope in the direction of travel of any walk exceeds 1 unit vertical in 20 units horizontal (5-percent slope), it must be constructed as a ramp.

2010 ADAS Section 403.3

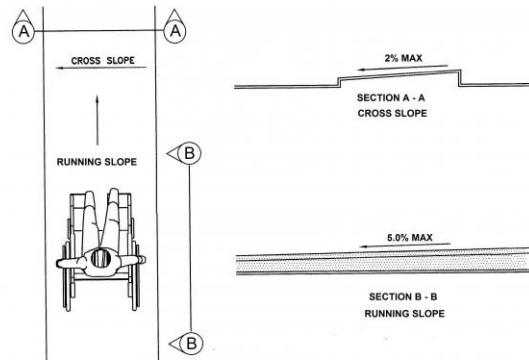
The running slope of walking surfaces shall not be steeper than 1:20. The cross slope of walking surfaces shall not be steeper than 1:48.

Citation:

2010 ADAS Section: 403.3

As Built:

Path from parking stalls to pedestrian bridge has a cross slope of up to 5.4%



Exterior: Sidewalks

Lat/Long: [42.27729, -83.70094]

Finding: 8 - Accessible route

The vegetation projects more than 4 inches into the circulation path.

Objects that have leading edges between 27 inches and 80 inches from the floor must not project more than 4 inches into the circulation path. Protruding objects that extend to the floor or within 27 inches of the floor are cane detectable and are therefore not hazardous. Where it is necessary or desirable to have objects protrude from the wall, a manner of cane detection must be provided.

2010 ADAS Section 307.2

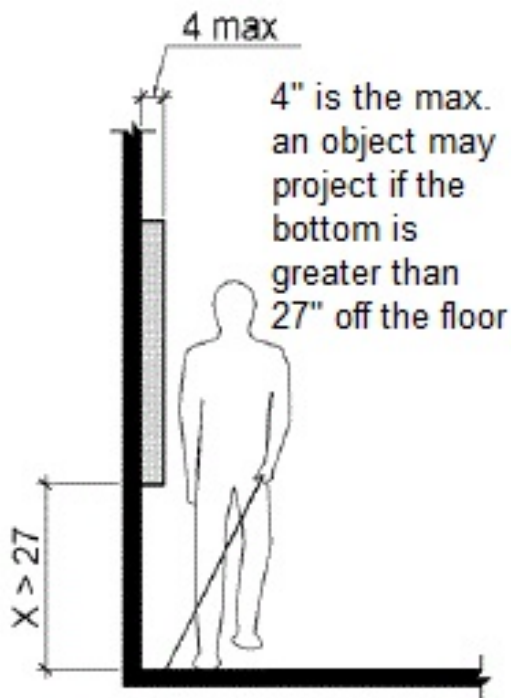
Objects with leading edges more than 27 inches (685 mm) and not more than 80 inches (2030 mm) above the finish floor or ground shall protrude 4 inches (100 mm) maximum horizontally into the circulation path.

Citation:

2010 ADAS Section: 307.2

As Built:

Vegetation protrudes into sidewalk



Exterior: Sidewalks

Lat/Long: [42.27628, -83.70148]

Finding: 9 - Accessible route

The accessible route contains loose gravel and/or surface materials that do not provide for a stable, firm slip resistant surface.

Floor and ground surfaces shall be stable, firm, and slip resistant.

2010 ADAS Section 302.1

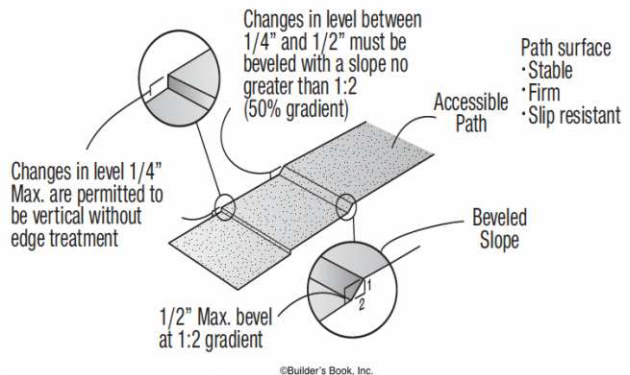
Floor and ground surfaces shall be stable, firm, and slip resistant and shall comply with 302.

Citation:

2010 ADAS Section: 302.1

As Built:

No accessible path past the pedestrian bridge



Exterior: Sidewalks

Lat/Long: [42.27589, -83.7021]

Finding: 10 - Accessible route

The accessible route on the site has running slopes greater than 5 percent and has not been constructed as a ramp (i.e. handrails, edge protection, etc.).

When the slope in the direction of travel of any walk exceeds 1 unit vertical in 20 units horizontal (5-percent slope), it must be constructed as a ramp. Surface cross slopes must not exceed one unit vertical in 48 units horizontal (2-percent slope).

2010 ADAS Section 403.3

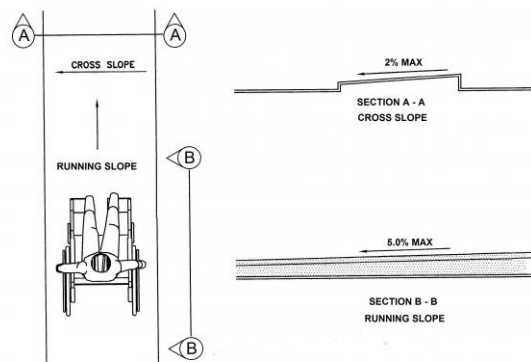
The running slope of walking surfaces shall not be steeper than 1:20. The cross slope of walking surfaces shall not be steeper than 1:48.

Citation:

2010 ADAS Section: 403.3

As Built:

Path to cross vehicular bridge has a running slope of 6%



Exterior: Sidewalks

Lat/Long: [42.27619, -83.70145]

Finding: 11 - Accessible route

The vegetation projects more than 4 inches into the circulation path.

Objects that have leading edges between 27 inches and 80 inches from the floor must not project more than 4 inches into the circulation path. Protruding objects that extend to the floor or within 27 inches of the floor are cane detectable and are therefore not hazardous. Where it is necessary or desirable to have objects protrude from the wall, a manner of cane detection must be provided.

2010 ADAS Section 307.2

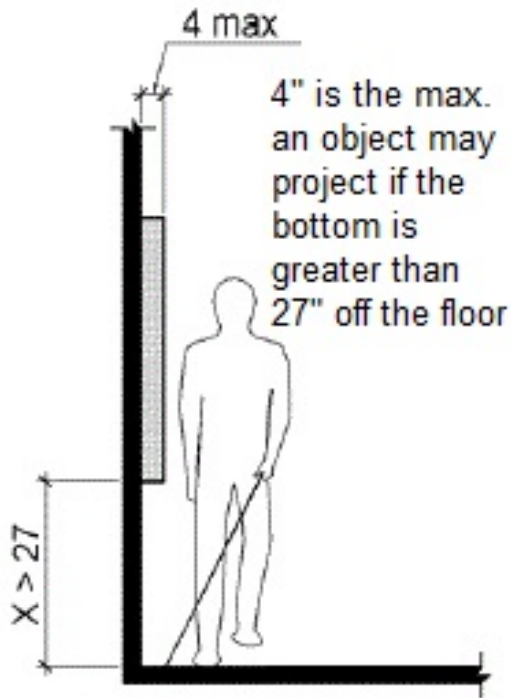
Objects with leading edges more than 27 inches (685 mm) and not more than 80 inches (2030 mm) above the finish floor or ground shall protrude 4 inches (100 mm) maximum horizontally into the circulation path.

Citation:

2010 ADAS Section: 307.2

As Built:

Vegetation protrudes into the pedestrian bridge



Exterior: Sidewalks

Lat/Long: [42.27514, -83.70131]

Finding: 12 - Accessible route

The accessible path of travel has cross slopes greater than 2%.

Surface cross slopes shall not exceed one unit vertical in 48 units horizontal (2-percent slope). When the slope in the direction of travel of any walk exceeds 1 unit vertical in 20 units horizontal (5-percent slope), it must be constructed as a ramp.

2010 ADAS Section 403.3

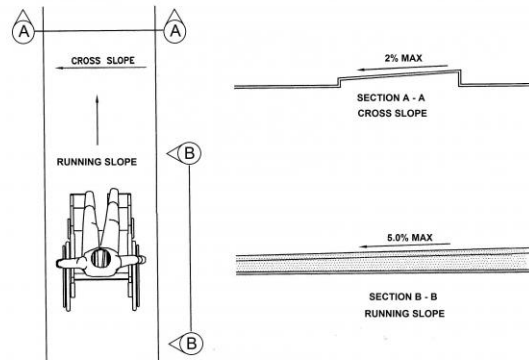
The running slope of walking surfaces shall not be steeper than 1:20. The cross slope of walking surfaces shall not be steeper than 1:48.

Citation:

2010 ADAS Section: 403.3

As Built:

Path from parking to fishing pier with 6.3% cross slope



Exterior: Sidewalks

Lat/Long: [42.27494, -83.7011]

Finding: 13 - Protruding object

The vegetation projects more than 4 inches into the circulation path.

Objects that have leading edges between 27 inches and 80 inches from the floor must not project more than 4 inches into the circulation path. Protruding objects that extend to the floor or within 27 inches of the floor are cane detectable and are therefore not hazardous. Where it is necessary or desirable to have objects protrude from the wall, a manner of cane detection must be provided.

2010 ADAS Section 307.2

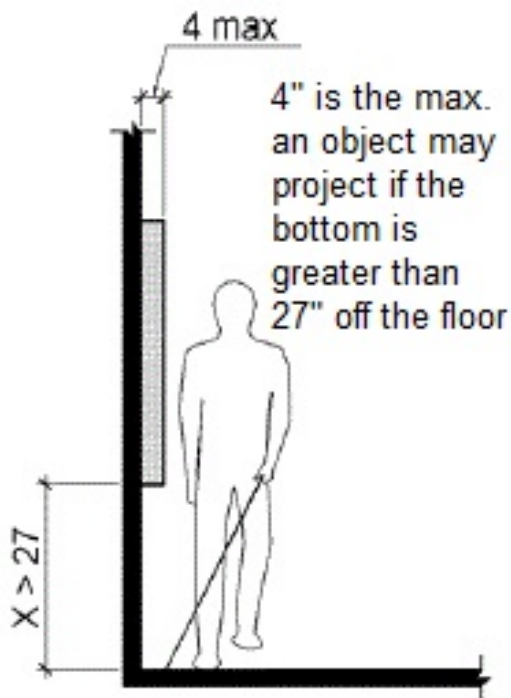
Objects with leading edges more than 27 inches (685 mm) and not more than 80 inches (2030 mm) above the finish floor or ground shall protrude 4 inches (100 mm) maximum horizontally into the circulation path.

Citation:

2010 ADAS Section: 307.2

As Built:

Vegetation protrudes into the path in front of parking stalls



Exterior: Sidewalks

Lat/Long: [42.27447, -83.69952]

Finding: 14 - Protruding vegetation

The vegetation projects more than 4 inches into the circulation path.

Objects that have leading edges between 27 inches and 80 inches from the floor must not project more than 4 inches into the circulation path. Protruding objects that extend to the floor or within 27 inches of the floor are cane detectable and are therefore not hazardous. Where it is necessary or desirable to have objects protrude from the wall, a manner of cane detection must be provided.

2010 ADAS Section 307.2

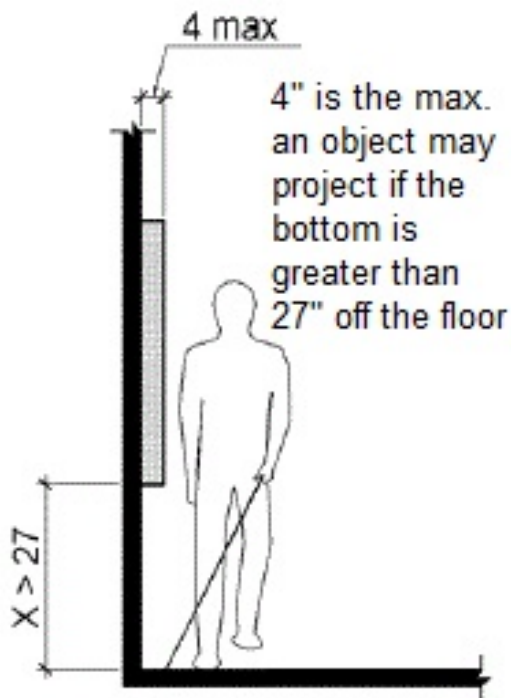
Objects with leading edges more than 27 inches (685 mm) and not more than 80 inches (2030 mm) above the finish floor or ground shall protrude 4 inches (100 mm) maximum horizontally into the circulation path.

Citation:

2010 ADAS Section: 307.2

As Built:

Vegetation protrudes into the path by overhead bridge



Exterior: Sidewalks

Lat/Long: [42.27427, -83.6988]

Finding: 15 - protruding vegetation

The vegetation projects more than 4 inches into the circulation path.

Objects that have leading edges between 27 inches and 80 inches from the floor must not project more than 4 inches into the circulation path. Protruding objects that extend to the floor or within 27 inches of the floor are cane detectable and are therefore not hazardous. Where it is necessary or desirable to have objects protrude from the wall, a manner of cane detection must be provided.

2010 ADAS Section 307.2

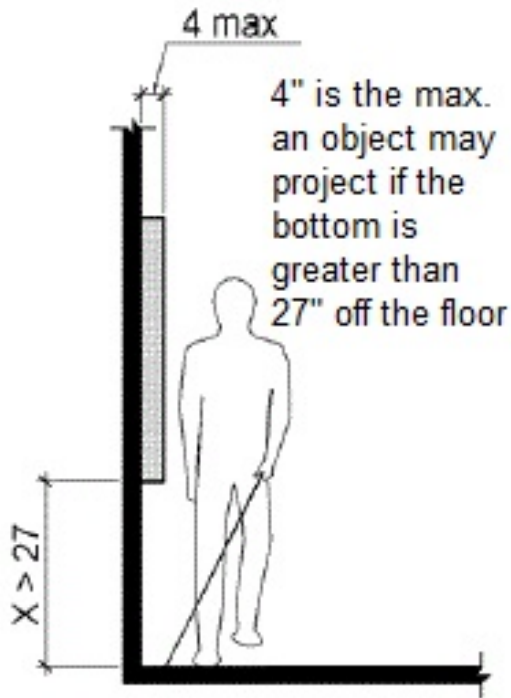
Objects with leading edges more than 27 inches (685 mm) and not more than 80 inches (2030 mm) above the finish floor or ground shall protrude 4 inches (100 mm) maximum horizontally into the circulation path.

Citation:

2010 ADAS Section: 307.2

As Built:

Vegetation protrudes into the path by overhead bridge



Exterior: Sidewalks

Lat/Long: [42.27488, -83.70083]

Finding: 16 - Accessible route

The accessible path of travel has cross slopes greater than 2%.

Surface cross slopes shall not exceed one unit vertical in 48 units horizontal (2-percent slope). When the slope in the direction of travel of any walk exceeds 1 unit vertical in 20 units horizontal (5-percent slope), it must be constructed as a ramp.

2010 ADAS Section 403.3

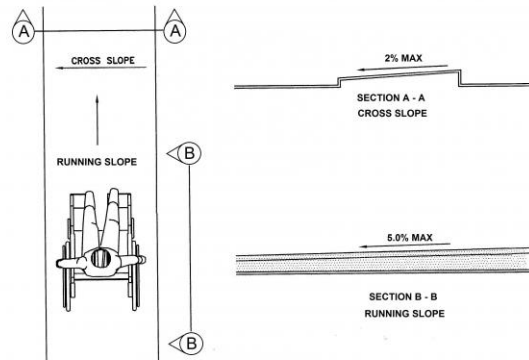

The running slope of walking surfaces shall not be steeper than 1:20. The cross slope of walking surfaces shall not be steeper than 1:48.

Citation:

2010 ADAS Section: 403.3

As Built:

Path in front of parking stall towards overhead bridge has 5% cross slope



Exterior: Sidewalks

Lat/Long: [42.2739, -83.69702]

Finding: 17 - Accessible route

The accessible path of travel has cross slopes greater than 2%.

Surface cross slopes shall not exceed one unit vertical in 48 units horizontal (2-percent slope). When the slope in the direction of travel of any walk exceeds 1 unit vertical in 20 units horizontal (5-percent slope), it must be constructed as a ramp.

2010 ADAS Section 403.3

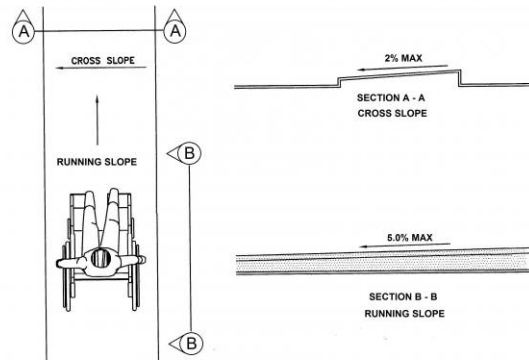
The running slope of walking surfaces shall not be steeper than 1:20. The cross slope of walking surfaces shall not be steeper than 1:48.

Citation:

2010 ADAS Section: 403.3

As Built:

Path parallel to street from overhead bridge to all-access playground has a cross slope of up to 8%



Exterior: Sidewalks

Lat/Long: [42.27428, -83.69817]

Finding: 18 - Protruding object

The vegetation projects more than 4 inches into the circulation path.

Objects that have leading edges between 27 inches and 80 inches from the floor must not project more than 4 inches into the circulation path. Protruding objects that extend to the floor or within 27 inches of the floor are cane detectable and are therefore not hazardous. Where it is necessary or desirable to have objects protrude from the wall, a manner of cane detection must be provided.

2010 ADAS Section 307.2

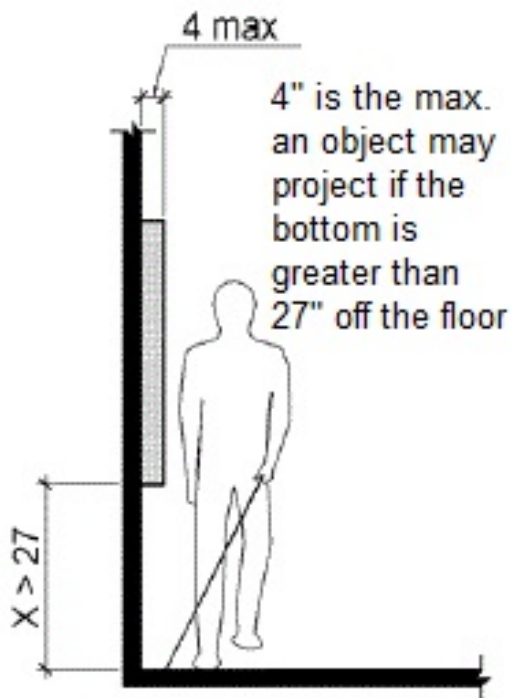

Objects with leading edges more than 27 inches (685 mm) and not more than 80 inches (2030 mm) above the finish floor or ground shall protrude 4 inches (100 mm) maximum horizontally into the circulation path.

Citation:

2010 ADAS Section: 307.2

As Built:

Vegetation protrudes into the path by overhead bridge



Exterior: Sidewalks

Lat/Long: [42.27366, -83.69588]

Finding: 19 - Protruding object

The vegetation projects more than 4 inches into the circulation path.

Objects that have leading edges between 27 inches and 80 inches from the floor must not project more than 4 inches into the circulation path. Protruding objects that extend to the floor or within 27 inches of the floor are cane detectable and are therefore not hazardous. Where it is necessary or desirable to have objects protrude from the wall, a manner of cane detection must be provided.

2010 ADAS Section 307.2

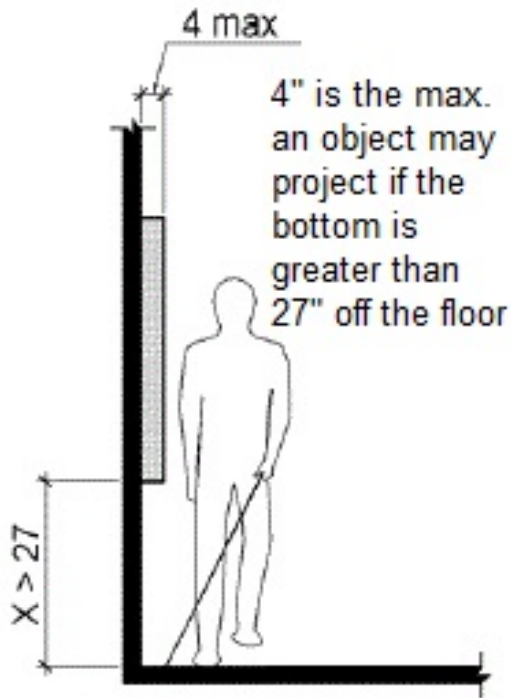
Objects with leading edges more than 27 inches (685 mm) and not more than 80 inches (2030 mm) above the finish floor or ground shall protrude 4 inches (100 mm) maximum horizontally into the circulation path.

Citation:

2010 ADAS Section: 307.2

As Built:

Vegetation protrudes into the path by overhead bridge towards all-access playground



Exterior: Sidewalks

Lat/Long: [42.27365, -83.69479]

Finding: 20 - Accessible route

The accessible path of travel has cross slopes greater than 2%.

Surface cross slopes shall not exceed one unit vertical in 48 units horizontal (2-percent slope). When the slope in the direction of travel of any walk exceeds 1 unit vertical in 20 units horizontal (5-percent slope), it must be constructed as a ramp.

2010 ADAS Section 403.3

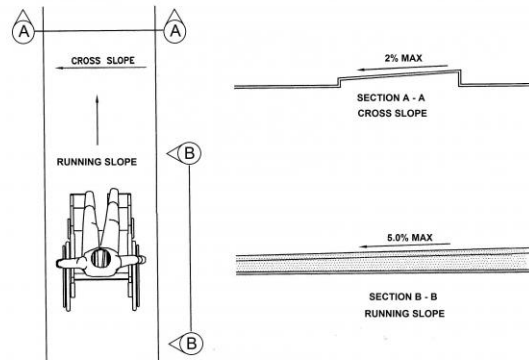
The running slope of walking surfaces shall not be steeper than 1:20. The cross slope of walking surfaces shall not be steeper than 1:48.

Citation:

2010 ADAS Section: 403.3

As Built:

Path by all-access playground has 4.3% cross slope



Exterior: Sidewalks

Lat/Long: [42.2771, -83.7011]

Finding: 21 - Handrails

The ramp does not have compliant handrails.

Handrails are required on both sides of all surfaces that are sloped greater than 5 percent (1:20). Handrails must be between 34 inches and 38 inches above the ramp surface, must extend 12 inches beyond the top and bottom of the ramp and be parallel to the floor or ground surface. The diameter of the handrails must be between 1 1/4 inches and 2 inches in cross-sectional nominal dimension for circular handrails. Handrail gripping surfaces with a non-circular cross section shall have a perimeter dimension of 4 inches minimum and 6 1/4 inches maximum, and a cross-section dimension of 2 1/4 inches maximum. The space between handrails and walls must be 1 1/2 inches minimum.

2010 ADAS Section 505.1

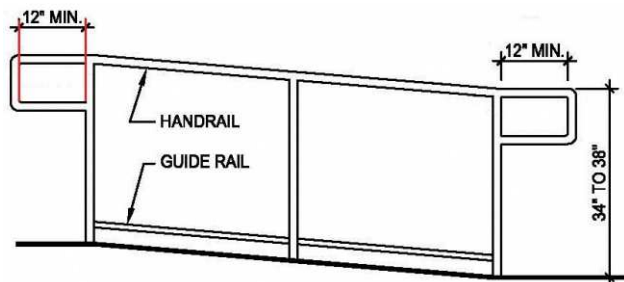
Handrails provided along walking surfaces complying with 403, required at ramps complying with 405, and required at stairs complying with 504 shall comply with 505.

Citation:

2010 ADAS Section: 505.1

As Built:

Missing on both sides



Exterior: Sidewalks

Lat/Long: [42.27461, -83.70078]

Finding: 22 - Accessible route

The landing at the top of the ramp has a slope greater than 2%.

Top landings shall have a dimension in the direction of ramp run of not less than 60 inches and have a slope of 2% maximum in any direction.

2010 ADAS Section 405.7.1

Landings shall comply with 302. Changes in level are not permitted.

2010 ADAS Section 405.7.1 Exception

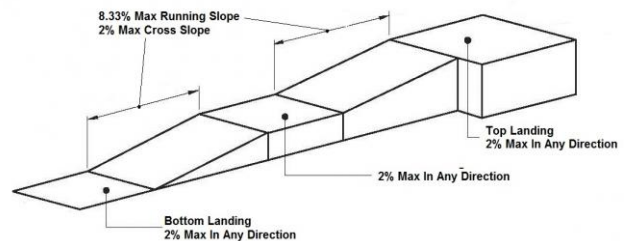

Slopes not steeper than 1:48 shall be permitted.

Citation:

2010 ADAS Section: 405.7.1, 405.7.1 Exception

As Built:

5% and greater



Exterior: Sidewalks

Lat/Long: [42.27385, -83.69907]

Finding: 23 - Handrails

The ramp does not have compliant handrails.

Handrails are required on both sides of all surfaces that are sloped greater than 5 percent (1:20). Handrails must be between 34 inches and 38 inches above the ramp surface, must extend 12 inches beyond the top and bottom of the ramp and be parallel to the floor or ground surface. The diameter of the handrails must be between 1 1/4 inches and 2 inches in cross-sectional nominal dimension for circular handrails. Handrail gripping surfaces with a non-circular cross section shall have a perimeter dimension of 4 inches minimum and 6 1/4 inches maximum, and a cross-section dimension of 2 1/4 inches maximum. The space between handrails and walls must be 1 1/2 inches minimum.

2010 ADAS Section 505.1

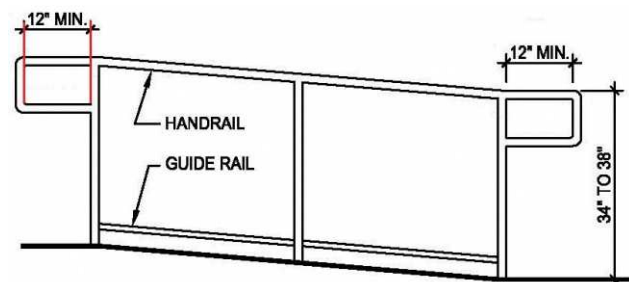
Handrails provided along walking surfaces complying with 403, required at ramps complying with 405, and required at stairs complying with 504 shall comply with 505.

Citation:

2010 ADAS Section: 505.1

As Built:

Missing on both sides



Exterior: Sidewalks

Lat/Long: [42.27726, -83.70034]

Finding: 24 - Accessible route

The walkway contains abrupt vertical edges and/or variations over a 1/2 inch.

1/4 inch is the maximum vertical rise. Changes in level between 1/4 inch and 1/2 inch must be beveled at 1:2 or less.

Changes in level greater than 1/2 inch must be by way of a ramp.

2010 ADAS Section 303.3

Changes in level between 1/4 inch (6.4 mm) high minimum and 1/2 inch (13 mm) high maximum shall be beveled with a slope not steeper than 1:2.

2010 ADAS Section 303.2

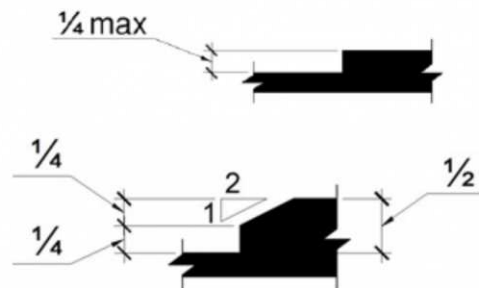
Changes in level of 1/4 inch (6.4 mm) high maximum shall be permitted to be vertical.

Citation:

2010 ADAS Section: 303.3, 303.2

As Built:

Excessive vertical change in level and opening at transition between sidewalk and pier



Finding #24 Additional Finding Photos



Exterior: Trails

Lat/Long: [42.27506, -83.70105]

Finding: 25 - Protruding object

The trees project more than 4 inches into the circulation path.

Wall-mounted objects that have leading edges between 27 inches and 80 inches from the floor must not project more than 4 inches into the circulation path. Protruding objects that extend to the floor or within 27 inches of the floor are cane detectable and are therefore not hazardous. Where it is necessary or desirable to have objects protrude from the wall, a manner of cane detection must be provided.

2010 ADAS Section 307.2

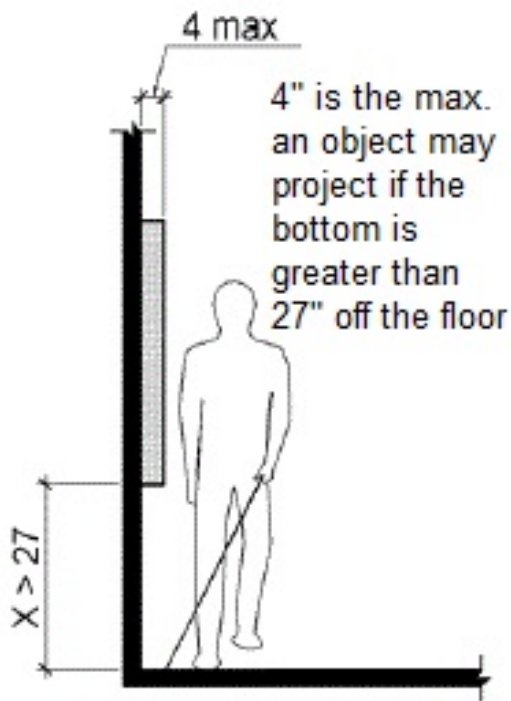
Objects with leading edges more than 27 inches (685 mm) and not more than 80 inches (2030 mm) above the finish floor or ground shall protrude 4 inches (100 mm) maximum horizontally into the circulation path.

Citation:

2010 ADAS Section: 307.2

As Built:

Trees are protruding objects.



Exterior: Trails

Lat/Long: [42.27342, -83.69944]

Finding: 26 - Accessible route

The accessible route contains loose gravel and/or surface materials that do not provide for a stable, firm slip resistant surface.

Floor and ground surfaces shall be stable, firm, and slip resistant.

2010 ADAS Section 302.1

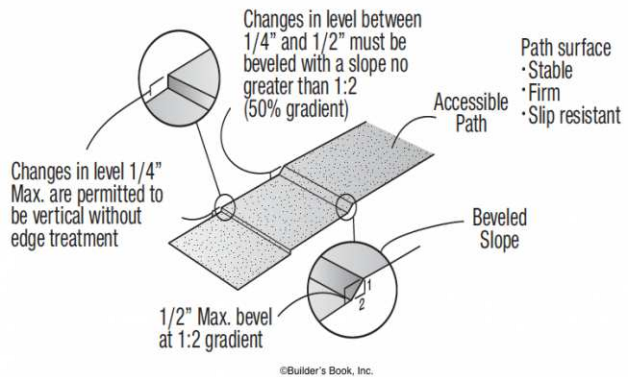
Floor and ground surfaces shall be stable, firm, and slip resistant and shall comply with 302.

Citation:

2010 ADAS Section: 302.1

As Built:

Trail surface is mulch.



Exterior: Trails

Lat/Long: [42.27696, -83.69971]

Finding: 27 - Accessible route

The accessible route on the site has running slopes greater than 5 percent and has not been constructed as a ramp (i.e. handrails, edge protection, etc.).

When the slope in the direction of travel of any walk exceeds 1 unit vertical in 20 units horizontal (5-percent slope), it must be constructed as a ramp. Surface cross slopes must not exceed one unit vertical in 48 units horizontal (2-percent slope).

2010 ADAS Section 403.3

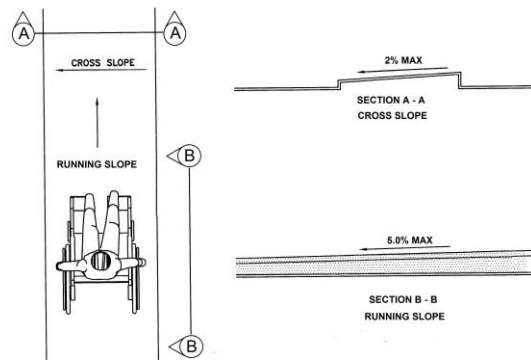
The running slope of walking surfaces shall not be steeper than 1:20. The cross slope of walking surfaces shall not be steeper than 1:48.

Citation:

2010 ADAS Section: 403.3

As Built:

6% and greater



Exterior: Trails

Lat/Long: [42.27368, -83.69408]

Finding: 28 - Accessible route

There is no accessible route to the element.

At least one accessible route shall connect accessible buildings, accessible facilities, accessible elements, and accessible spaces that are on the same site.

2010 ADAS Section 206.2.2

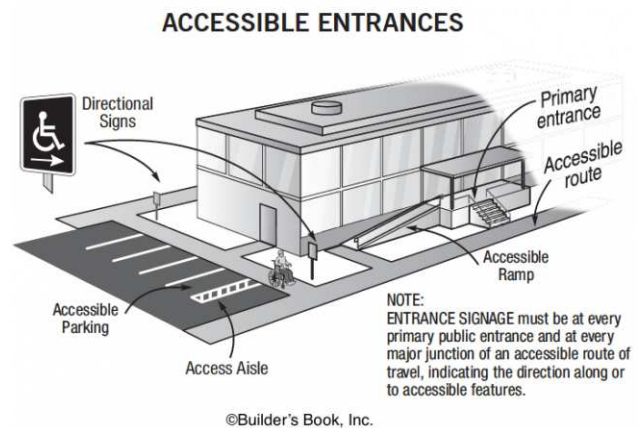
At least one accessible route shall connect accessible buildings, accessible facilities, accessible elements, and accessible spaces that are on the same site.

Citation:

2010 ADAS Section: 206.2.2

As Built:

No route provided to fishing pier



Exterior: Trails

Lat/Long: [42.27386, -83.69175]

Finding: 29 - Accessible route

The path of contains multiple issues and is not accessible.

The path of travel exceeds the maximum allowable cross and running slope requirements. It also contains changes in level and/or gaps that exceed the allowable maximum requirements. The path of travel does not meet the minimum width requirements for clearances, turning spaces, and/or passing spaces. The floor or ground surface is not firm, stable, and slip resistant.

2010 ADAS Section 403.1

Walking surfaces that are a part of an accessible route shall comply with 403.

Citation:

2010 ADAS Section: 403.1

As Built:

Excessive cross slope, changes in level and openings



Finding #29 Additional Finding Photos



Exterior: Trails

Lat/Long: [42.27402, -83.68871]

Finding: 30 - Accessible route

The path of contains multiple issues and is not accessible.

The path of travel exceeds the maximum allowable cross and running slope requirements. It also contains changes in level and/or gaps that exceed the allowable maximum requirements. The path of travel does not meet the minimum width requirements for clearances, turning spaces, and/or passing spaces. The floor or ground surface is not firm, stable, and slip resistant.

2010 ADAS Section 403.1

Walking surfaces that are a part of an accessible route shall comply with 403.

Citation:

2010 ADAS Section: 403.1

As Built:

Excessive cross slope, changes in level and openings



Exterior: Trails

Lat/Long: [42.27327, -83.6886]

Finding: 31 - Accessible route

The path of contains multiple issues and is not accessible.

The path of travel exceeds the maximum allowable cross and running slope requirements. It also contains changes in level and/or gaps that exceed the allowable maximum requirements. The path of travel does not meet the minimum width requirements for clearances, turning spaces, and/or passing spaces. The floor or ground surface is not firm, stable, and slip resistant.

2010 ADAS Section 403.1


Walking surfaces that are a part of an accessible route shall comply with 403.

Citation:

2010 ADAS Section: 403.1

As Built:

Excessive cross slope, changes in level and openings



Exterior: Trails

Lat/Long: [42.27325, -83.68861]

Finding: 32 - Accessible route

The path of contains multiple issues and is not accessible.

The path of travel exceeds the maximum allowable cross and running slope requirements. It also contains changes in level and/or gaps that exceed the allowable maximum requirements. The path of travel does not meet the minimum width requirements for clearances, turning spaces, and/or passing spaces. The floor or ground surface is not firm, stable, and slip resistant.

2010 ADAS Section 403.1

Walking surfaces that are a part of an accessible route shall comply with 403.

Citation:

2010 ADAS Section: 403.1

As Built:

Excessive cross slope, changes in level and openings



Exterior: Trails

Lat/Long: [42.27325, -83.68855]

Finding: 33 - Accessible route

The path of contains multiple issues and is not accessible.

The path of travel exceeds the maximum allowable cross and running slope requirements. It also contains changes in level and/or gaps that exceed the allowable maximum requirements. The path of travel does not meet the minimum width requirements for clearances, turning spaces, and/or passing spaces. The floor or ground surface is not firm, stable, and slip resistant.

2010 ADAS Section 403.1

Walking surfaces that are a part of an accessible route shall comply with 403.

Citation:

2010 ADAS Section: 403.1

As Built:

Excessive cross slope, changes in level and openings



Exterior: Trails

Lat/Long: [42.27383, -83.6887]

Finding: 34 - Accessible route

The path of contains multiple issues and is not accessible.

The path of travel exceeds the maximum allowable cross and running slope requirements. It also contains changes in level and/or gaps that exceed the allowable maximum requirements. The path of travel does not meet the minimum width requirements for clearances, turning spaces, and/or passing spaces. The floor or ground surface is not firm, stable, and slip resistant.

2010 ADAS Section 403.1

Walking surfaces that are a part of an accessible route shall comply with 403.

Citation:

2010 ADAS Section: 403.1

As Built:

Excessive cross slope, changes in level and openings



Exterior: Play Areas

Lat/Long: [42.27525, -83.70196]

Finding: 35 - Accessible route

The ramps exceeds the maximum running slope (direction of travel) allowable of 8.33%.

Ramps should have the least possible slope but in no case more than 8.3% (1:12).

2010 ADAS Section 405.2

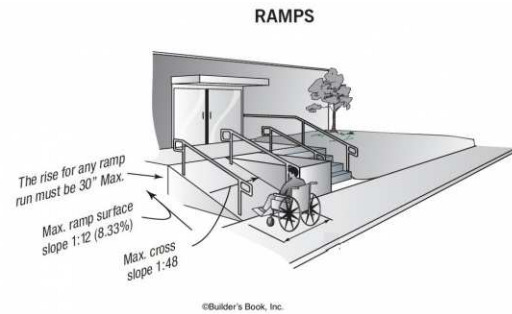
Ramp runs shall have a running slope not steeper than 1:12.

Citation:

2010 ADAS Section: 405.2

As Built:

Ramp to playground with 29% slope



Exterior: Play Areas

Lat/Long: [42.2752, -83.70189]

Finding: 36 - Accessible seating

The entry point or seat is not within the compliant range above the ground.

Were play components require transfer to entry points or seats, the entry points or seats shall be 11 inches minimum and 24 inches maximum from the clear floor or ground space.

2010 ADAS Section 1008.4.4

Where play components require transfer to entry points or seats, the entry points or seats shall be 11 inches (280 mm) minimum and 24 inches (610 mm) maximum from the clear floor or ground space.

Citation:

2010 ADAS Section: 1008.4.4

As Built:

Tire swing is too high



Exterior: Play Areas

Lat/Long: [42.27536, -83.70242]

Finding: 37 - Accessible parking

The access aisles are missing at the accessible parking stall.

Access aisles serving parking spaces shall adjoin an accessible route. Two parking spaces shall be permitted to share a common access aisle.

2010 ADAS Section 502.2

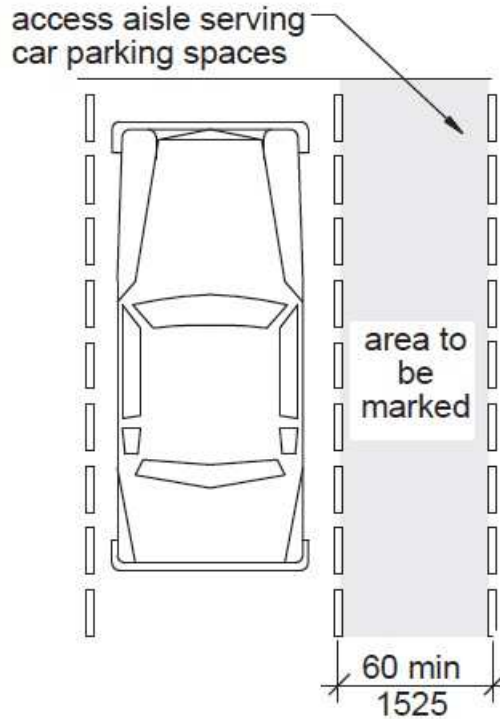
Car parking spaces shall be 96 inches (2440 mm) wide minimum and van parking spaces shall be 132 inches (3350 mm) wide minimum, shall be marked to define the width, and shall have an adjacent access aisle complying with 502.3.

Citation:

2010 ADAS Section: 502.2

As Built:

No access aisle



Exterior: Play Areas

Lat/Long: [42.27408, -83.69874]

Finding: 38 - Accessible parking

There are approximately 60 parking stalls that could be reasonably associated with this facility in the shared parking lot.

There are 2 accessible parking stalls including 0 designated for a van.

There should be a minimum of 3 accessible stalls with a minimum of 1 being designed as van accessible.

2010 ADAS Section 208.2

Parking spaces complying with 502 shall be provided in accordance with Table 208.2 except as required by 208.2.1, 208.2.2, and 208.2.3. Where more than one parking facility is provided on a site, the number of accessible spaces provided on the site shall be calculated according to the number of spaces required for each parking facility.

Citation:

2010 ADAS Section: 208.2

As Built:

Not enough accessible parking stalls



Total Number of Parking Spaces Provided in Parking Facility	Minimum Number of Required Accessible Parking Spaces
1 to 25	1
26 to 50	2
51 to 75	3
76 to 100	4
101 to 150	5
151 to 200	6
201 to 300	7
301 to 400	8
401 to 500	9
501 to 1000	2 percent of total
1001 and over	20, plus 1 for each 100, or fraction thereof, over 1000

Exterior: Play Areas

Lat/Long: [42.27469, -83.70283]

Finding: 39 - Van Accessible Parking

There are no van accessible parking stalls.

1 in every 6, minimum of one, required accessible stalls must be a van accessible stall.

There are a total of approximately 60 parking stalls in the parking lot that could be reasonably associated with this facility. There should be a minimum of 3 accessible stalls with a minimum of 1 being designed as van accessible.

2010 ADAS Section 208.2

Parking spaces complying with 502 shall be provided in accordance with Table 208.2 except as required by 208.2.1, 208.2.2, and 208.2.3. Where more than one parking facility is provided on a site, the number of accessible spaces provided on the site shall be calculated according to the number of spaces required for each parking facility.

2010 ADAS Section 208.2.4

For every six or fraction of six parking spaces required by 208.2 to comply with 502, at least one shall be a van parking space complying with 502.

Citation:

2010 ADAS Section: 208.2, 208.2.4

As Built:

No van accessible stalls



Total Number of Parking Spaces Provided in Parking Facility	Minimum Number of Required Accessible Parking Spaces
1 to 25	1
26 to 50	2
51 to 75	3
76 to 100	4
101 to 150	5
151 to 200	6
201 to 300	7
301 to 400	8
401 to 500	9
501 to 1000	2 percent of total
1001 and over	20, plus 1 for each 100, or fraction thereof, over 1000

Exterior: Play Areas

Lat/Long: [42.27469, -83.70283]

Finding: 40 - Van accessible parking

There are no van accessible parking stalls.

1 in every 6, minimum of one, required accessible stalls must be a van accessible stall.

There are a total of approximately 80 parking stalls in the parking lot that could be reasonably associated with this facility. There should be a minimum of 3 accessible stalls with a minimum of 2 being designed as van accessible.

2010 ADAS Section 208.2

Parking spaces complying with 502 shall be provided in accordance with Table 208.2 except as required by 208.2.1, 208.2.2, and 208.2.3. Where more than one parking facility is provided on a site, the number of accessible spaces provided on the site shall be calculated according to the number of spaces required for each parking facility.

2010 ADAS Section 208.2.4

For every six or fraction of six parking spaces required by 208.2 to comply with 502, at least one shall be a van parking space complying with 502.

Citation:

2010 ADAS Section: 208.2, 208.2.4

As Built:

8 accessible spaces



Total Number of Parking Spaces Provided in Parking Facility	Minimum Number of Required Accessible Parking Spaces
1 to 25	1
26 to 50	2
51 to 75	3
76 to 100	4
101 to 150	5
151 to 200	6
201 to 300	7
301 to 400	8
401 to 500	9
501 to 1000	2 percent of total
1001 and over	20, plus 1 for each 100, or fraction thereof, over 1000

Exterior: Play Areas

Lat/Long: [42.27731, -83.70038]

Finding: 41 - Transfer platform

The transfer platform is not a compliant size.

Transfer platforms shall have level surfaces 14 inches deep minimum and 24 inches wide minimum.

2010 ADAS Section 1008.3.1.1

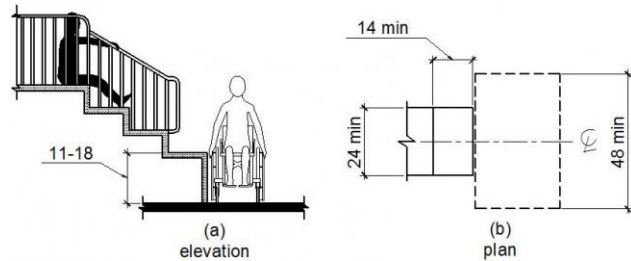
Transfer platforms shall have level surfaces 14 inches (355 mm) deep minimum and 24 inches (610 mm) wide minimum.

Citation:

2010 ADAS Section: 1008.3.1.1

As Built:

The transfer platform of stones do not meet dimensional requirements.



Exterior: Play Areas

Lat/Long: [42.27383, -83.6887]

Finding: 42 - Accessible route

The accessible path of travel has cross slopes greater than 2%.

Surface cross slopes shall not exceed one unit vertical in 48 units horizontal (2-percent slope). When the slope in the direction of travel of any walk exceeds 1 unit vertical in 20 units horizontal (5-percent slope), it must be constructed as a ramp.

2010 ADAS Section 403.3

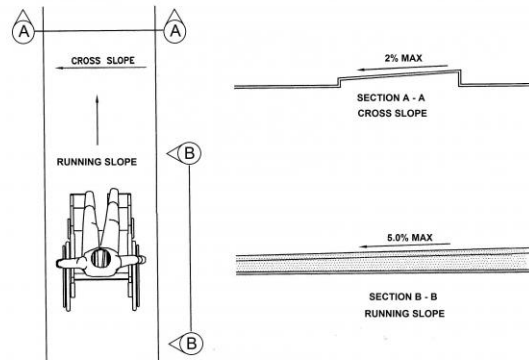
The running slope of walking surfaces shall not be steeper than 1:20. The cross slope of walking surfaces shall not be steeper than 1:48.

Citation:

2010 ADAS Section: 403.3

As Built:

Route around informational sign is greater than 2%



Exterior: Play Areas

Lat/Long: [42.27383, -83.6887]

Finding: 43 - Accessible route

The ramps exceeds the maximum running slope (direction of travel) allowable of 8.33%.

Ramps should have the least possible slope but in no case more than 8.3% (1:12).

2010 ADAS Section 405.2

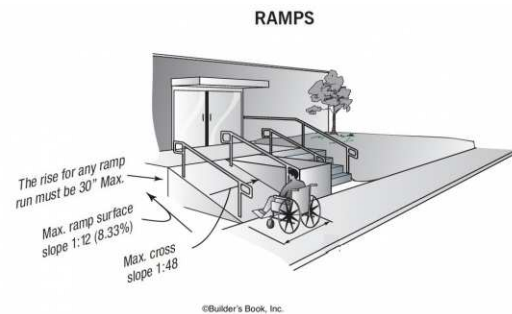
Ramp runs shall have a running slope not steeper than 1:12.

Citation:

2010 ADAS Section: 405.2

As Built:

Ramp into playground bridge is 25% and has no top landing



Finding #43 Additional Finding Photos



Exterior: Picnic Area

Lat/Long: [42.27693, -83.70154]

Finding: 44 - Accessible route

There is no accessible route to the grill.

At least one accessible route shall connect accessible buildings, accessible facilities, accessible elements, and accessible spaces that are on the same site.

2010 ADAS Section 206.2.2

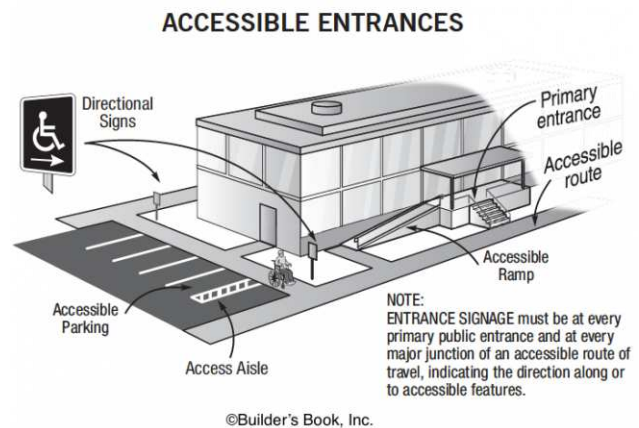

At least one accessible route shall connect accessible buildings, accessible facilities, accessible elements, and accessible spaces that are on the same site.

Citation:

2010 ADAS Section: 206.2.2

As Built:

No route to the grill in front of accessible parking stalls



Exterior: Picnic Area

Lat/Long: [42.27673, -83.70172]

Finding: 45 - Accessible route

There is no accessible route to the picnic table.

At least one accessible route shall connect accessible buildings, accessible facilities, accessible elements, and accessible spaces that are on the same site.

2010 ADAS Section 206.2.2

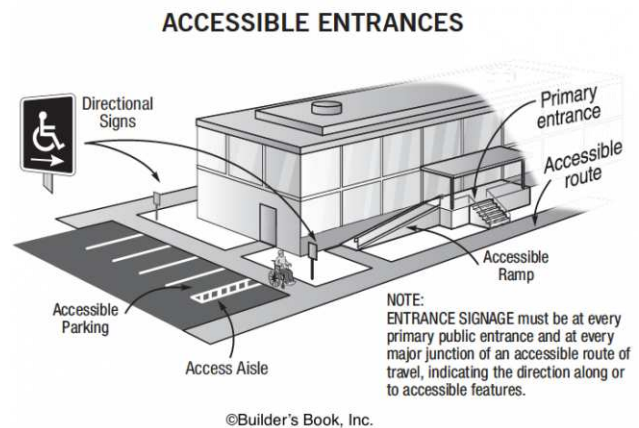
At least one accessible route shall connect accessible buildings, accessible facilities, accessible elements, and accessible spaces that are on the same site.

Citation:

2010 ADAS Section: 206.2.2

As Built:

No route to the picnic table in front of accessible parking stalls



Exterior: Picnic Area

Lat/Long: [42.27662, -83.70161]

Finding: 46 - Accessible seating

There are no accessible tables.

At least 5% of each type in each functional area of dining surfaces must be accessible and must be dispersed throughout the space or facility containing dining surfaces. An accessible table must be on an accessible route (36 inches minimum) and have knee and toe spaces at least 27 inches high, 30 inches wide and 17 inches deep. The tops of tables and counters shall be 28 inches to 34 inches from the floor or ground.

2010 ADAS Section 226.1

Where dining surfaces are provided for the consumption of food or drink, at least 5 percent of the seating spaces and standing spaces at the dining surfaces shall comply with 902. In addition, where work surfaces are provided for use by other than employees, at least 5 percent shall comply with 902.

Citation:

2010 ADAS Section: 226.1

As Built:

Accessible dining surface is 29 inches wide



Exterior: Picnic Area

Lat/Long: [42.2752, -83.70189]

Finding: 47 - Accessible route

There is no accessible route to the grill.

At least one accessible route shall connect accessible buildings, accessible facilities, accessible elements, and accessible spaces that are on the same site.

2010 ADAS Section 206.2.2

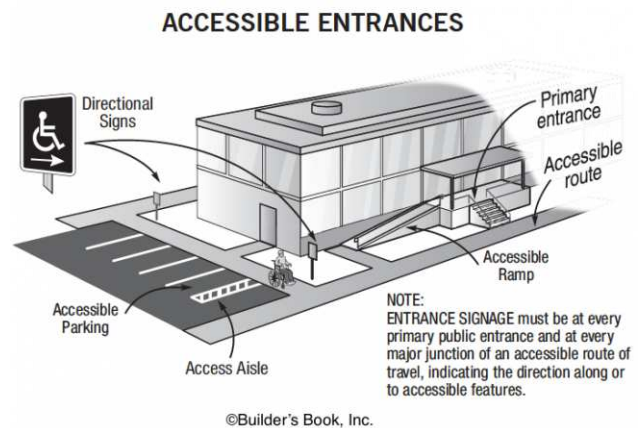
At least one accessible route shall connect accessible buildings, accessible facilities, accessible elements, and accessible spaces that are on the same site.

Citation:

2010 ADAS Section: 206.2.2

As Built:

No accessible route



Exterior: Boardwalk

Lat/Long: [42.27731, -83.70038]

Finding: 48 - Boardwalk Access Route

The walkway contains abrupt vertical edges and/or variations over a 1/2 inch.

1/4 inch is the maximum vertical rise. Changes in level between 1/4 inch and 1/2 inch must be beveled at 1:2 or less.

Changes in level greater than 1/2 inch must be by way of a ramp.

2010 ADAS Section 303.3

Changes in level between 1/4 inch (6.4 mm) high minimum and 1/2 inch (13 mm) high maximum shall be beveled with a slope not steeper than 1:2.

2010 ADAS Section 303.2

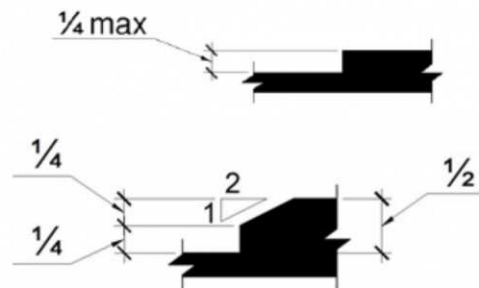
Changes in level of 1/4 inch (6.4 mm) high maximum shall be permitted to be vertical.

Citation:

2010 ADAS Section: 303.3, 303.2

As Built:

2"



Exterior: Men's Restroom

Lat/Long: [42.27687, -83.69997]

Finding: 49 - Toilet compartment

The toilet compartment is not wide enough.

Wheelchair accessible compartments shall be 60 inches wide minimum measured perpendicular to the side wall, and 56 inches deep minimum for wall hung water closets and 59 inches deep minimum for floor mounted water closets measured perpendicular to the rear wall.

2010 ADAS Section 604.8.1.1

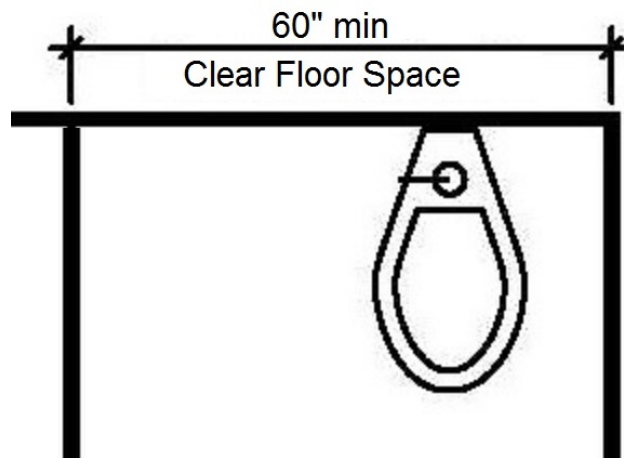
Wheelchair accessible compartments shall be 60 inches (1525 mm) wide minimum measured perpendicular to the side wall, and 56 inches (1420 mm) deep minimum for wall hung water closets and 59 inches (1500 mm) deep minimum for floor mounted water closets measured perpendicular to the rear wall. Wheelchair accessible compartments for children's use shall be 60 inches (1525 mm) wide minimum measured perpendicular to the side wall, and 59 inches (1500 mm) deep minimum for wall hung and floor mounted water closets measured perpendicular to the rear wall.

Citation:

2010 ADAS Section: 604.8.1.1

As Built:

42"



Exterior: Men's Restroom

Lat/Long: [42.27687, -83.69997]

Finding: 50 - Flush handle

The flush handle is located on the wrong side of the toilet.

Controls shall be operable with one hand and shall not require tight grasping, pinching or twisting. Controls for the flush valves shall be mounted on the wide side of toilet areas, no more than 48 inches above the floor.

2010 ADAS Section 604.6

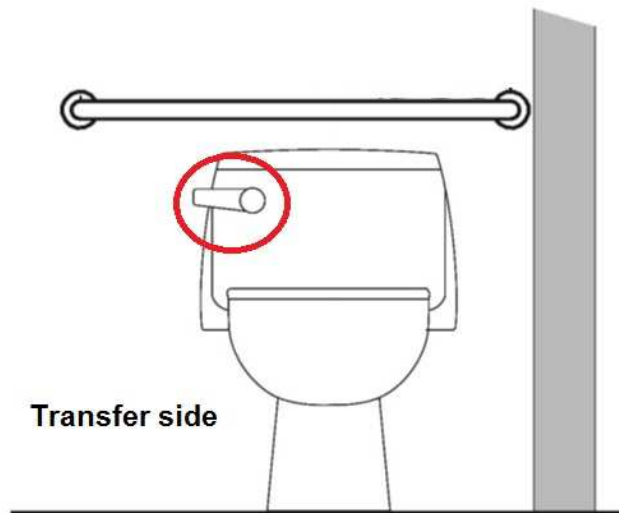
Flush controls shall be hand operated or automatic. Hand operated flush controls shall comply with 309. Flush controls shall be located on the open side of the water closet except in ambulatory accessible compartments complying with 604.8.2.

Citation:

2010 ADAS Section: 604.6

As Built:

Not on open side



Exterior: Men's Restroom

Lat/Long: [42.27687, -83.69997]

Finding: 51 - Toilet location

The toilet is not located within the range allowed from the side wall or partition.

The centerline of the toilet must be 16 to 18 inches from the side wall.

2010 ADAS Section 604.2

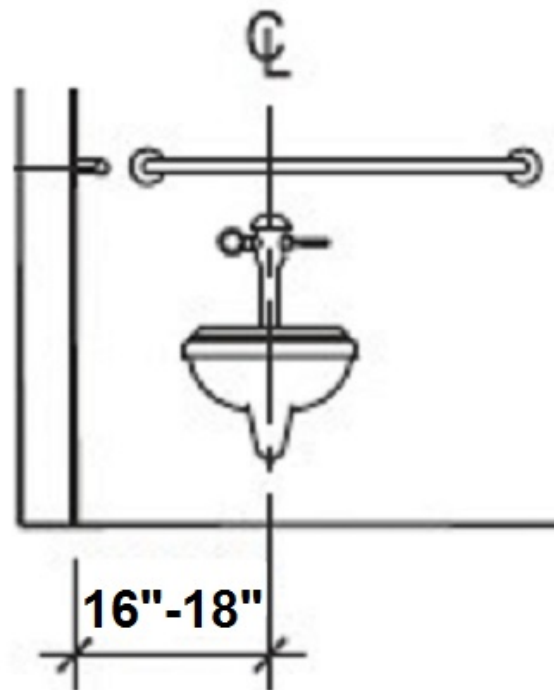
The water closet shall be positioned with a wall or partition to the rear and to one side. The centerline of the water closet shall be 16 inches (405 mm) minimum to 18 inches (455 mm) maximum from the side wall or partition, except that the water closet shall be 17 inches (430 mm) minimum and 19 inches (485 mm) maximum from the side wall or partition in the ambulatory accessible toilet compartment specified in 604.8.2. Water closets shall be arranged for a left-hand or right-hand approach.

Citation:

2010 ADAS Section: 604.2

As Built:

20" from side wall



Exterior: Men's Restroom

Lat/Long: [42.27686, -83.70001]

Finding: 52 - Rear grab bar

The rear grab bar is missing.

Grab bars shall be installed in a horizontal position, 33 inches minimum and 36 inches maximum above the finish floor measured to the top of the gripping surface and the space between the grab bar and the top of the tank (any obstruction) shall be 1-1/2 inches minimum.

2010 ADAS Section 609.4

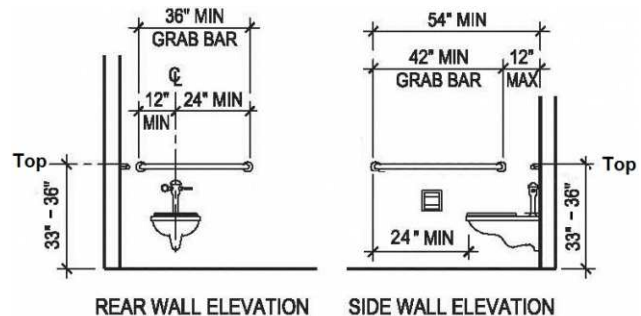
Grab bars shall be installed in a horizontal position, 33 inches (840 mm) minimum and 36 inches (915 mm) maximum above the finish floor measured to the top of the gripping surface, except that at water closets for children's use complying with 604.9, grab bars shall be installed in a horizontal position 18 inches (455 mm) minimum and 27 inches (685 mm) maximum above the finish floor measured to the top of the gripping surface. The height of the lower grab bar on the back wall of a bathtub shall comply with 607.4.1.1 or 607.4.2.1.

Citation:

2010 ADAS Section: 609.4

As Built:

Rear grab bar not provided



Exterior: Men's Restroom

Lat/Long: [42.27686, -83.70001]

Finding: 53 - Mirror

The mirror is mounted too high.

Mirrors must have the bottom edge of the reflecting surface a maximum of 40 inches above the floor if above a sink or counter. Mirrors not located above lavatories or countertops shall be installed with the bottom edge of the reflecting surface 35 inches maximum above the finish floor or ground.

2010 ADAS Section 603.3

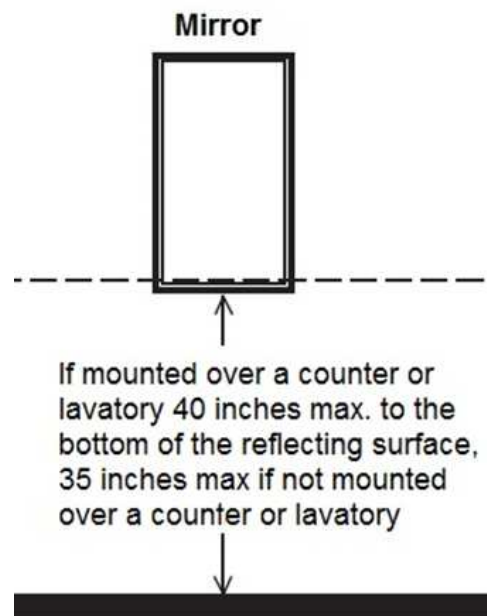
Mirrors located above lavatories or countertops shall be installed with the bottom edge of the reflecting surface 40 inches (1015 mm) maximum above the finish floor or ground. Mirrors not located above lavatories or countertops shall be installed with the bottom edge of the reflecting surface 35 inches (890 mm) maximum above the finish floor or ground.

Citation:

2010 ADAS Section: 603.3

As Built:

48" above finish floor



Exterior: Men's Restroom

Lat/Long: [42.27687, -83.69997]

Finding: 54 - Pipes

The water and drain pipes under the lavatory are not adequately insulated.

Water supply and drain pipes under lavatories and sinks shall be insulated or otherwise configured to protect against contact. There shall be no sharp or abrasive surfaces under lavatories and sinks.

2010 ADAS Section 606.5

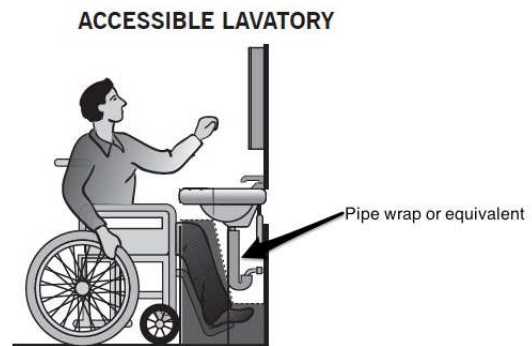
Water supply and drain pipes under lavatories and sinks shall be insulated or otherwise configured to protect against contact. There shall be no sharp or abrasive surfaces under lavatories and sinks.

Citation:

2010 ADAS Section: 606.5

As Built:

Pipes are not insulated



Exterior: Men's Restroom

Lat/Long: [42.27687, -83.69997]

Finding: 55 - Dispenser

The paper towel dispenser's operation mechanism is too high off the floor.

Dispensers must have all operable parts a maximum of 48 inches above the floor.

2010 ADAS Section 308.2.1

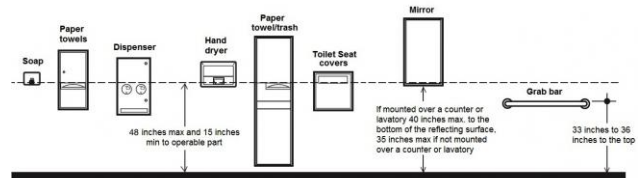
Where a forward reach is unobstructed, the high forward reach shall be 48 inches (1220 mm) maximum and the low forward reach shall be 15 inches (380 mm) minimum above the finish floor or ground.

Citation:

2010 ADAS Section: 308.2.1

As Built:

Dispenser is not installed within reach range



Exterior: Portable Unisex Restroom

Lat/Long: [42.27368, -83.69408]

Finding: 56 - Signage

The Braille is not the correct type.

Braille shall be contracted (Grade 2)

2010 ADAS Section 703.3

Braille shall be contracted (Grade 2) and shall comply with 703.3 and 703.4

Citation:

2010 ADAS Section: 703.3

As Built:

No braille provided



Some words and abbreviations used in Contracted (Grade 2) Braille

	but	can	do	every	from	go	have		just
knowledge	like	more	not		people	quiet	rather	so	that
us	very	it	you	as	wil				
and	ar	by was	cc con	ch child	com	dd dis	ea	ed	en enough
er	ff to	for	gg were	gh	in	ing	of	ou out	ow
sh shall	st still	the	th this	wh which	with				

Exterior: Portable Unisex Restroom

Lat/Long: [42.27475, -83.69734]

Finding: 57 - Signage

Clear floor space is not provide at the tactile door sign.

Signs containing tactile Characters shall be located so that a clear floor space of 18 inches minimum by 18 inches minimum, centered on the tactile Characters, is provided beyond the arc of any door swing between the closed position and 45 degree open position.

2010 ADAS Section 703.4.2

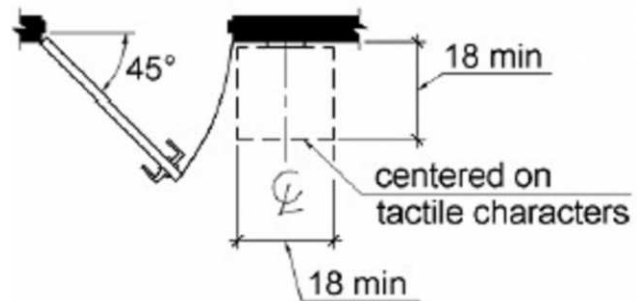
Where a tactile sign is provided at a door, the sign shall be located alongside the door at the latch side. Where a tactile sign is provided at double doors with one active leaf, the sign shall be located on the inactive leaf. Where a tactile sign is provided at double doors with two active leafs, the sign shall be located to the right of the right hand door. Where there is no wall space at the latch side of a single door or at the right side of double doors, signs shall be located on the nearest adjacent wall. Signs containing tactile characters shall be located so that a clear floor space of 18 inches (455 mm) minimum by 18 inches (455 mm) minimum, centered on the tactile characters, is provided beyond the arc of any door swing between the closed position and 45 degree open position.

Citation:

2010 ADAS Section: 703.4.2

As Built:

No braille provided



Exterior: Women's Restroom

Lat/Long: [42.27687, -83.69997]

Finding: 58 - Mirror

The mirror is mounted too high.

Mirrors must have the bottom edge of the reflecting surface a maximum of 40 inches above the floor if above a sink or counter. Mirrors not located above lavatories or countertops shall be installed with the bottom edge of the reflecting surface 35 inches maximum above the finish floor or ground.

2010 ADAS Section 603.3

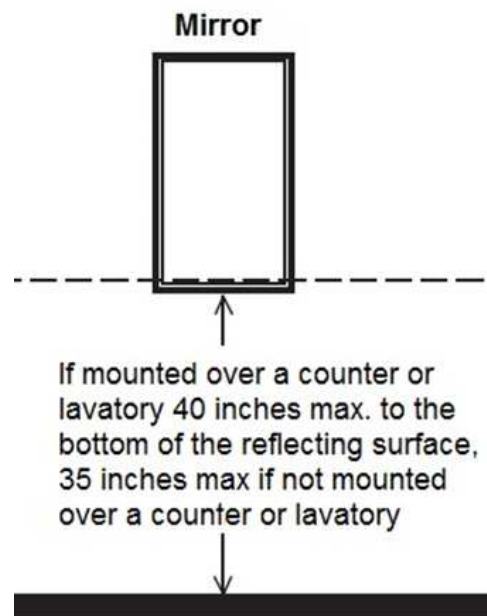
Mirrors located above lavatories or countertops shall be installed with the bottom edge of the reflecting surface 40 inches (1015 mm) maximum above the finish floor or ground. Mirrors not located above lavatories or countertops shall be installed with the bottom edge of the reflecting surface 35 inches (890 mm) maximum above the finish floor or ground.

Citation:

2010 ADAS Section: 603.3

As Built:

Mirror is mounted too high



Exterior: Women's Restroom

Lat/Long: [42.27314, -83.69437]

Finding: 59 - Pipe

The water and drain pipes under the lavatory are not adequately insulated.

Water supply and drain pipes under lavatories and sinks shall be insulated or otherwise configured to protect against contact. There shall be no sharp or abrasive surfaces under lavatories and sinks.

2010 ADAS Section 606.5

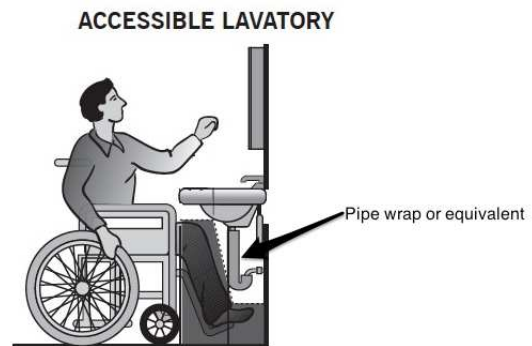
Water supply and drain pipes under lavatories and sinks shall be insulated or otherwise configured to protect against contact. There shall be no sharp or abrasive surfaces under lavatories and sinks.

Citation:

2010 ADAS Section: 606.5

As Built:

Pipes are not insulated



Exterior: Women's Restroom

Lat/Long: [42.27686, -83.69991]

Finding: 60 - Dispenser

The dispenser & dryer project more than 4 inches into the circulation path.

Wall-mounted objects that have leading edges between 27 inches and 80 inches from the floor must not project more than 4 inches into the circulation path. Protruding objects that extend to the floor or within 27 inches of the floor are cane detectable and are therefore not hazardous. Where it is necessary or desirable to have objects protrude from the wall, a manner of cane detection must be provided.

2010 ADAS Section 307.2

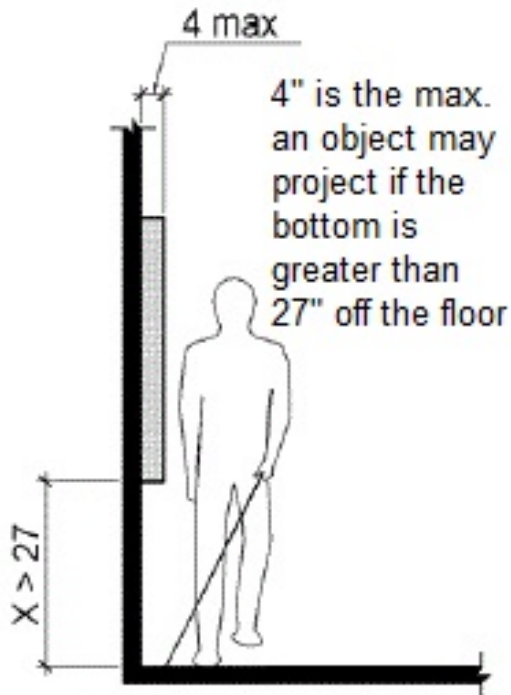
Objects with leading edges more than 27 inches (685 mm) and not more than 80 inches (2030 mm) above the finish floor or ground shall protrude 4 inches (100 mm) maximum horizontally into the circulation path.

Citation:

2010 ADAS Section: 307.2

As Built:

Protruding



Exterior: Women's Restroom

Lat/Long: [42.27687, -83.69997]

Finding: 61 - Door hardware

The door/gate operating hardware is not accessible.

Hand-activated door/gate opening hardware, handles, pulls, latches, locks, and other operating devices on accessible doors shall have a shape that is easy to grasp with one hand and does not require tight grasping, pinching or twisting of the wrist to operate. Hardware shall be 34 inches minimum and 48 inches maximum above the finish floor or ground.

2010 ADAS Section 404.2.7

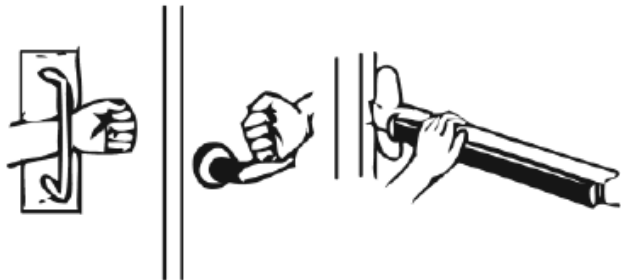
Handles, pulls, latches, locks, and other operable parts on doors and gates shall comply with 309.4. Operable parts of such hardware shall be 34 inches (865 mm) minimum and 48 inches (1220 mm) maximum above the finish floor or ground. Where sliding doors are in the fully open position, operating hardware shall be exposed and usable from both sides.

Citation:

2010 ADAS Section: 404.2.7

As Built:

Door knobs



Exterior: Green Space

Lat/Long: [42.27692, -83.70003]

Finding: 62 - Protruding object

The drinking fountain projects from the wall into the pedestrian way with its leading edge above 27 inches from the floor.

Objects may protrude no more than 4 inches into circulation route when located between 27 and 80 inches above the floor. All drinking fountains shall be positioned so as not to encroach into pedestrian ways.

2010 ADAS Section 307.2

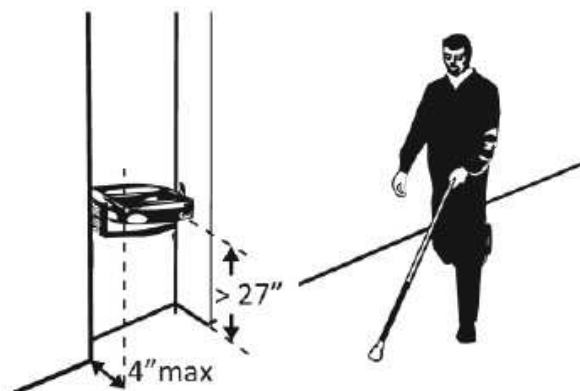
Objects with leading edges more than 27 inches (685 mm) and not more than 80 inches (2030 mm) above the finish floor or ground shall protrude 4 inches (100 mm) maximum horizontally into the circulation path.

Citation:

2010 ADAS Section: 307.2

As Built:

Drinking fountain by facility entrance is a protruding object.



Exterior: Boat Launch

Lat/Long: [42.27374, -83.69385]

Finding: 63 - Accessible route

The walkway contains abrupt vertical edges and/or variations over a 1/2 inch.

1/4 inch is the maximum vertical rise. Changes in level between 1/4 inch and 1/2 inch must be beveled at 1:2 or less.

Changes in level greater than 1/2 inch must be by way of a ramp.

2010 ADAS Section 303.3

Changes in level between 1/4 inch (6.4 mm) high minimum and 1/2 inch (13 mm) high maximum shall be beveled with a slope not steeper than 1:2.

2010 ADAS Section 303.2

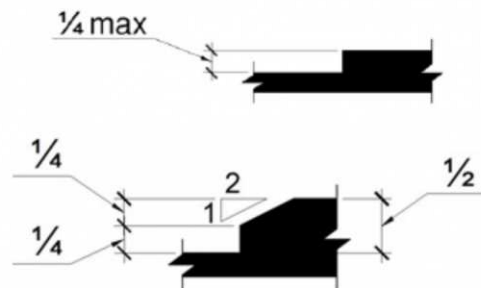
Changes in level of 1/4 inch (6.4 mm) high maximum shall be permitted to be vertical.

Citation:

2010 ADAS Section: 303.3, 303.2

As Built:

Changes in level



Exterior: Womens Restroom

Lat/Long: [42.27687, -83.69999]

Finding: 64 - Toilet Compartment

The compartment stall is not nearly compliant.

The stall does not have the required minimum clear floor space or maneuvering clearances for the toilet, Grab bars are missing and/or incorrectly installed, accessories, such as toilet seat covers, toilet paper holders, and garbage cans are either too high, without clear floor space or both, the floor level changes greater than a 1/2 inch at the floor drains.

2010 ADAS Section 603.1

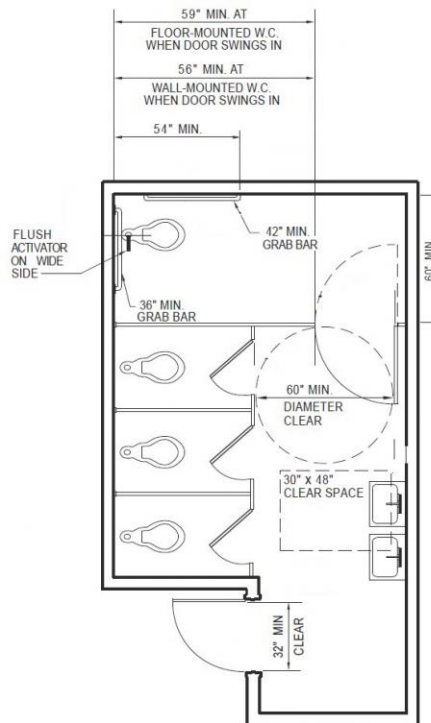
Toilet and bathing rooms shall comply with 603.

Citation:

2010 ADAS Section: 603.1

As Built:

Redo



Exterior: Womens Restroom

Lat/Long: [42.27687, -83.69999]

Finding: 65 - Entry Door Strike

The maneuvering clearance on the pull side of the door extends less than 18 inches on the latch side.

Doors with a front approach must have a landing on the pull side that is a minimum of 60 inches in depth perpendicular to the door in a close position by a minimum width dimension of 18 inches plus the door width. The additional 18 inches must extend past the door on the latch side. The entire landing must be free of obstructions and must be flat (2% max. slope is considered flat in any direction).

2010 ADAS Section 404.2.4.1

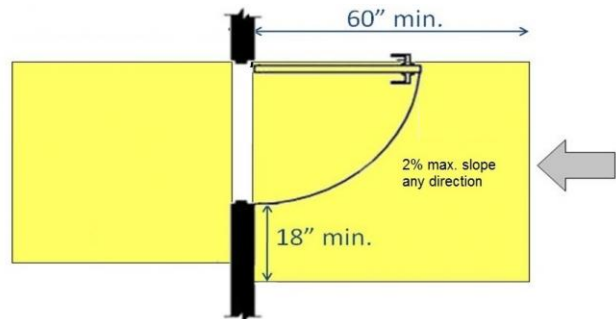
Swinging doors and gates shall have maneuvering clearances complying with Table 404.2.4.1.

Citation:

2010 ADAS Section: 404.2.4.1

As Built:

14"



Exterior: Butterfly Garden

Lat/Long: [42.27687, -83.69997]

Finding: 66 - Accessible route

There is no accessible route to the element.

At least one accessible route shall connect accessible buildings, accessible facilities, accessible elements, and accessible spaces that are on the same site.

2010 ADAS Section 206.2.2

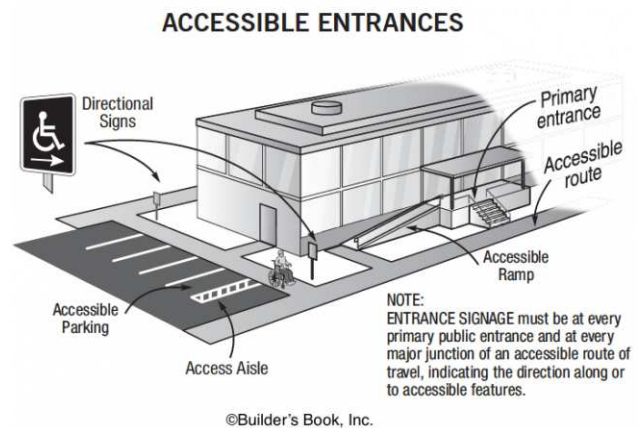
At least one accessible route shall connect accessible buildings, accessible facilities, accessible elements, and accessible spaces that are on the same site.

Citation:

2010 ADAS Section: 206.2.2

As Built:

No accessible route into or within the garden



Exterior: Portable Unisex Restroom

Lat/Long: [42.27443, -83.68925]

Finding: 67 - Toilet Paper Dispenser

The toilet paper is not installed within the compliant range.

Toilet paper dispensers shall be 7 inches minimum and 9 inches maximum in front of the water closet measured to the centerline of the dispenser. The outlet of the dispenser shall be 15 inches minimum and 48 inches maximum above the finish floor and shall not be located behind grab bars. Dispensers shall not be of a type that controls delivery or that does not allow continuous paper flow. There shall be a clearance of 1 1/2 inches minimum below the grab bar.

2010 ADAS Section 604.7

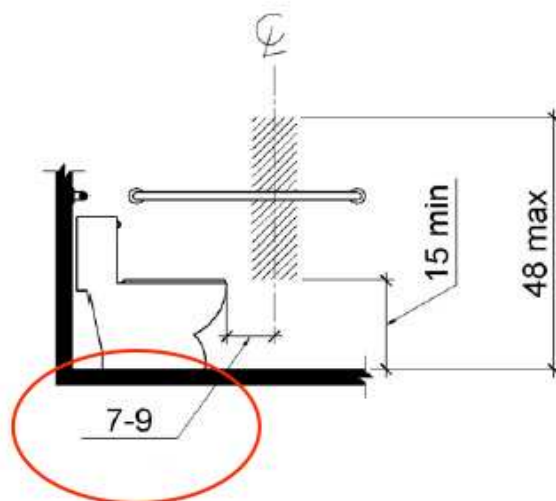
Toilet paper dispensers shall comply with 309.4 and shall be 7 inches (180 mm) minimum and 9 inches (230 mm) maximum in front of the water closet measured to the centerline of the dispenser. The outlet of the dispenser shall be 15 inches (380 mm) minimum and 48 inches (1220 mm) maximum above the finish floor and shall not be located behind grab bars. Dispensers shall not be of a type that controls delivery or that does not allow continuous paper flow.

Citation:

2010 ADAS Section: 604.7

As Built:

Too close



Exterior: Boat Launch

Lat/Long: [42.27356, -83.69907]

Finding: 68 - Accessible route

The walkway contains changes in level greater than a 1/2 inch high that should be ramped.

Changes in level greater than 1/2 inch high shall be constructed as a ramp or curb ramp.

2010 ADAS Section 303.4

Changes in level greater than 1/2 inch (13 mm) high shall be ramped, and shall comply with 405 or 406.

Citation:

2010 ADAS Section: 303.4

As Built:

Route to boardwalk has vertical change of 7 inches.



Lobby: Reception Area

Lat/Long: [42.27698, -83.70017]

Finding: 69 - Drinking fountain

There is not enough knee clearance under the drinking fountain.

The drinking fountain must have a clear knee space between the bottom of the drinking fountain and the floor not less than 27 inches in height, 30 inches in width, and 8 inches in depth.

2010 ADAS Section 602.2

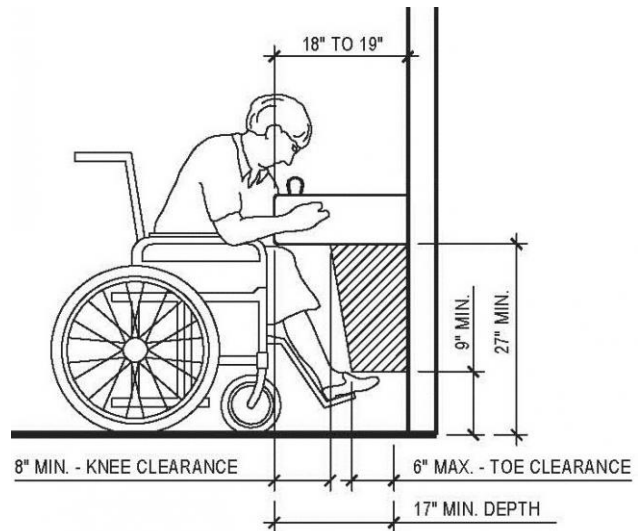
Units shall have a clear floor or ground space complying with 305 positioned for a forward approach and centered on the unit. Knee and toe clearance complying with 306 shall be provided.

Citation:

2010 ADAS Section: 602.2

As Built:

Knee clearance is 22 inches



Lobby: Reception Area

Lat/Long: [42.27698, -83.70017]

Finding: 70 - Drinking fountain

There is no drinking fountain for standing persons.

No fewer than two drinking fountains shall be provided. One drinking fountain shall meet requirements for wheelchair accessibility and one drinking fountain shall meet requirements for standing persons.

Where a single drinking fountain complies with both wheelchair accessibility and requirements for standing persons, it shall be permitted to be substituted for two separate drinking fountains.

Spout outlets of drinking fountains for standing persons shall be 38 inches minimum and 43 inches maximum above the finish floor or ground.

2010 ADAS Section 602.7

Spout outlets of drinking fountains for standing persons shall be 38 inches (965 mm) minimum and 43 inches (1090 mm) maximum above the finish floor or ground.

2010 ADAS Section 211.2

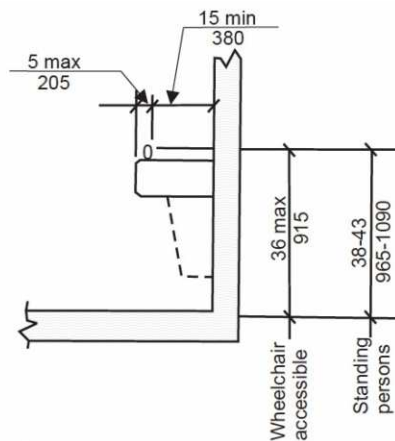

No fewer than two drinking fountains shall be provided. One drinking fountain shall comply with 602.1 through 602.6 and one drinking fountain shall comply with 602.7.

Citation:

2010 ADAS Section: 602.7, 211.2

As Built:

No high drinking fountain



Lobby: Reception Area

Lat/Long: [42.27704, -83.70029]

Finding: 71 - Change in level

The threshold is greater than 1/2 inch high.

The threshold at a doorway shall be no higher than 1/2 inch. Changes in level between 1/4 inch and 1/2 inch must be beveled at 1:2 or less. 1/4 inch is the maximum vertical rise.

2010 ADAS Section 404.2.5

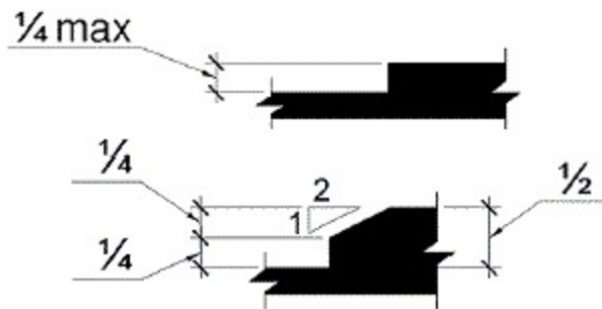
Thresholds, if provided at doorways, shall be 1/2 inch (13 mm) high maximum. Raised thresholds and changes in level at doorways shall comply with 302 and 303.

Citation:

2010 ADAS Section: 404.2.5

As Built:

Threshold is 1-1/4 inches high



Lobby: Reception Area

Lat/Long: [42.27689, -83.7002]

Finding: 72 - Doors

The door has a door stop which prevents it from having a smooth surface at the bottom.

Swinging door surfaces within 10 inches of the finish floor or ground measured vertically must have a smooth surface on the push side extending the full width of the door. Parts creating horizontal or vertical joints in these surfaces shall be within 1/16 inch of the same plane as the other. Cavities created by added kick plates shall be capped. This is required to allow those that use wheelchairs to use their footrests to push the door open without getting trapped or injured by the gate material. All gates, including ticket gates, shall meet all applicable specifications for doors.

2010 ADAS Section 404.2.10

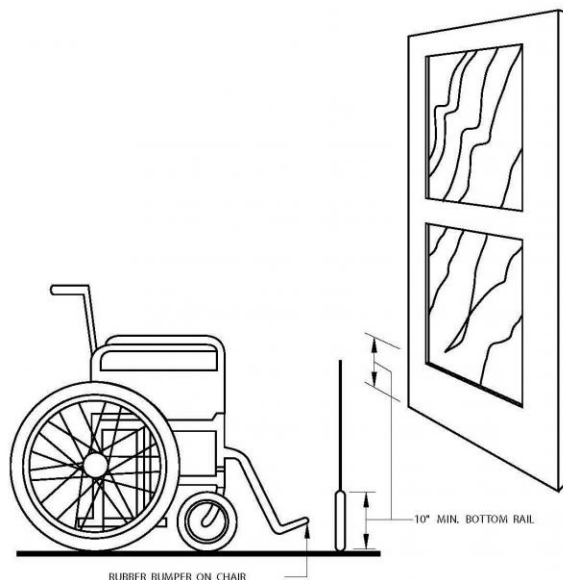
Swinging door and gate surfaces within 10 inches (255 mm) of the finish floor or ground measured vertically shall have a smooth surface on the push side extending the full width of the door or gate. Parts creating horizontal or vertical joints in these surfaces shall be within 1/16 inch (1.6 mm) of the same plane as the other. Cavities created by added kick plates shall be capped.

Citation:

2010 ADAS Section: 404.2.10

As Built:

Hold open device on smooth surface



Lobby: Reception Area

Lat/Long: [42.27696, -83.70027]

Finding: 73 - Table

The top of the dining surface is not within the compliant height range.

The tops of tables and counters must be 28 inches to 34 inches from the floor or ground.

2010 ADAS Section 902.3


The tops of dining surfaces and work surfaces shall be 28 inches (710 mm) minimum and 34 inches (865 mm) maximum above the finish floor or ground.

Citation:

2010 ADAS Section: 902.3

As Built:

Dining surface is 39 inches high



Dining or Work Surface

©Builder's Book, Inc.

Lobby: Reception Area

Lat/Long: [42.27687, -83.69997]

Finding: 74 - Counter height

The counter surface is greater than 36 inches off the finished floor.

A portion of the counter surface that is 36 inches long minimum and 36 inches high maximum above the finish floor shall be provided. Knee and toe space must be provided for a forward approach.

Where the provided counter surface is less than 36 inches long, the entire counter surface shall be 36 inches high maximum above the finish floor.

2010 ADAS Section 904.4.1

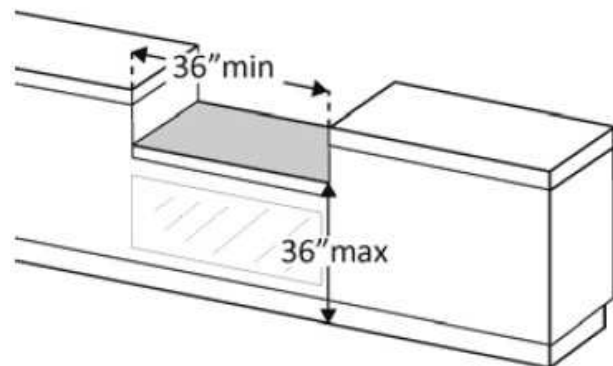
A portion of the counter surface that is 36 inches (915 mm) long minimum and 36 inches (915 mm) high maximum above the finish floor shall be provided. A clear floor or ground space complying with 305 shall be positioned for a parallel approach adjacent to the 36 inch (915 mm) minimum length of counter.

Citation:

2010 ADAS Section: 904.4.1

As Built:

Counter height at 43 inches.



Lobby: Reception Area

Lat/Long: [42.27646, -83.69998]

Finding: 75 - Service window

The work surface is not within the allowable range.

The tops of work surfaces provided for public use or common use shall be 28 inches minimum and 34 inches maximum above the finish floor or ground.

2010 ADAS Section 902.3

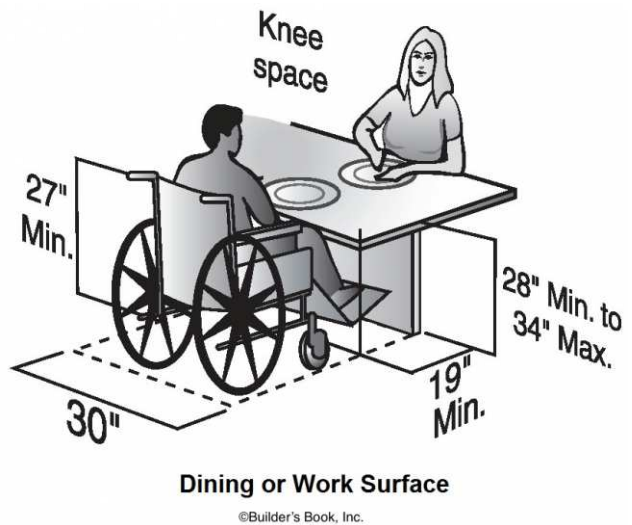
The tops of dining surfaces and work surfaces shall be 28 inches (710 mm) minimum and 34 inches (865 mm) maximum above the finish floor or ground.

Citation:

2010 ADAS Section: 902.3

As Built:

Interior side of customer service window is 42 inches.



Lobby: Reception Area

Lat/Long: [42.27724, -83.70044]

Finding: 76 - Counter height

The counter surface is greater than 36 inches off the finished floor.

A portion of the counter surface that is 36 inches long minimum and 36 inches high maximum above the finish floor shall be provided. Knee and toe space must be provided for a forward approach.

Where the provided counter surface is less than 36 inches long, the entire counter surface shall be 36 inches high maximum above the finish floor.

2010 ADAS Section 904.4.1

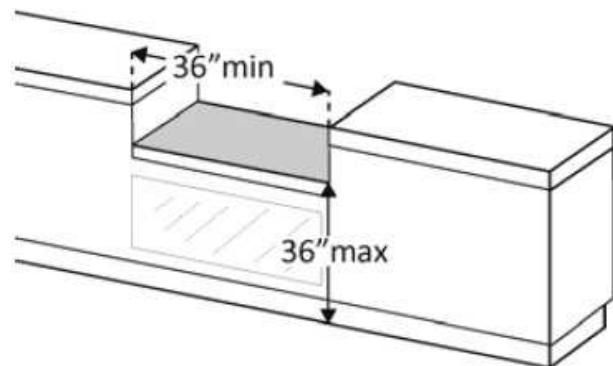
A portion of the counter surface that is 36 inches (915 mm) long minimum and 36 inches (915 mm) high maximum above the finish floor shall be provided. A clear floor or ground space complying with 305 shall be positioned for a parallel approach adjacent to the 36 inch (915 mm) minimum length of counter.

Citation:

2010 ADAS Section: 904.4.1

As Built:

42"



Office Space: Unisex Restroom

Lat/Long: [42.27705, -83.7002]

Finding: 77 - Restroom

The restroom is not nearly compliant.

The restroom does not have the required minimum clear floor space or maneuvering clearances for the toilet. The restroom does not have the required minimum clear floor space or maneuvering clearances for the lavatory. The entry door does not contain the required minimum maneuvering spaces on the pull/push sides. The entry door encroach into the required clear floor space for fixtures. Grab bars are missing and/or incorrectly installed. Accessories, such as toilet seat covers, paper towel holders, garbage cans, hand dryers, and mirrors are either too high or without clear floor space or both.

2010 ADAS Section 213.2

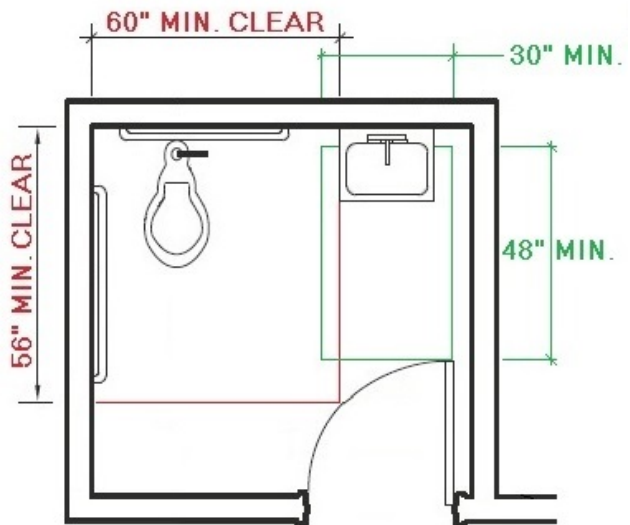
Where toilet rooms are provided, each toilet room shall comply with 603. Where bathing rooms are provided, each bathing room shall comply with 603.

Citation:

2010 ADAS Section: 213.2

As Built:

Non-accessible staff restroom



Office Space: Unisex Restroom

Lat/Long: [42.27731, -83.70039]

Finding: 78 - Signage

The wall sign is incorrectly located.

Where permanent identification signs are provided for rooms and spaces, signs shall be installed on the wall adjacent to the latch side of the door. Where there is no wall space on the latch side, including at double leaf doors, signs shall be placed on the nearest adjacent wall, preferably on the right.

Mounting location shall be located so that a person may approach within 3 inches of the sign and that a clear floor space of 18 inches minimum by 18 inches minimum, centered on the tactile Characters, is provided beyond the arc of any door swing between the closed position and 45 degree open position.

2010 ADAS Section 703.4.1

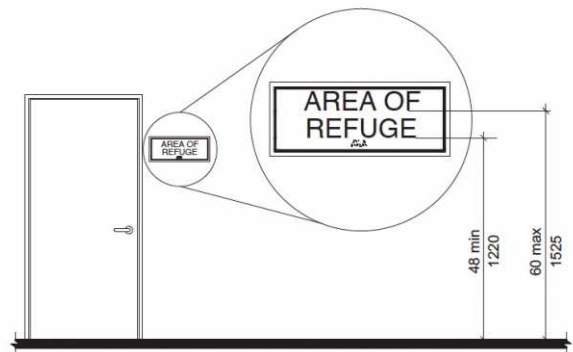
Tactile characters on signs shall be located 48 inches (1220 mm) minimum above the finish floor or ground surface, measured from the baseline of the lowest tactile character and 60 inches (1525 mm) maximum above the finish floor or ground surface, measured from the baseline of the highest tactile character.

Citation:

2010 ADAS Section: 703.4.1

As Built:

Staff restroom missing signage.



Office Space: Unisex Restroom

Lat/Long: [42.27731, -83.70038]

Finding: 79 - Door hardware

The door/gate operating hardware is not accessible.

Hand-activated door/gate opening hardware, handles, pulls, latches, locks, and other operating devices on accessible doors shall have a shape that is easy to grasp with one hand and does not require tight grasping, pinching or twisting of the wrist to operate. Hardware shall be 34 inches minimum and 48 inches maximum above the finish floor or ground.

2010 ADAS Section 404.2.7

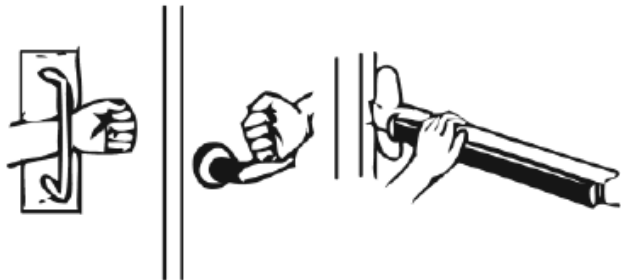
Handles, pulls, latches, locks, and other operable parts on doors and gates shall comply with 309.4. Operable parts of such hardware shall be 34 inches (865 mm) minimum and 48 inches (1220 mm) maximum above the finish floor or ground. Where sliding doors are in the fully open position, operating hardware shall be exposed and usable from both sides.

Citation:

2010 ADAS Section: 404.2.7

As Built:

Staff restroom and other doors have knob.



Kitchen: Kitchen Area

Lat/Long: [42.27726, -83.70033]

Finding: 80 - Sink height

The top of the sink is above the allowable height requirement.

Sinks shall be installed with the front of the higher of the rim or counter surface 34 inches maximum above the finish floor or ground.

2010 ADAS Section 606.3

Lavatories and sinks shall be installed with the front of the higher of the rim or counter surface 34 inches (865 mm) maximum above the finish floor or ground.

Citation:

2010 ADAS Section: 606.3

As Built:

40" above floor



Kitchen: Kitchen Area

Lat/Long: [42.27726, -83.70033]

Finding: 81 - Cabinets

Knee and toe clearance has not been provided at the sink.

The knee clearance shall be 11 inches deep minimum at 9 inches above the finish floor or ground, and 8 inches deep minimum at 27 inches above the finish floor or ground.

The toe clearance is the space under the sink between the finish floor or ground and 9 inches above the finish floor 30 inches wide minimum. The toe clearance shall extend a minimum of 17 inches and a maximum of 25 inches underneath the sink.

2010 ADAS Section 606.2

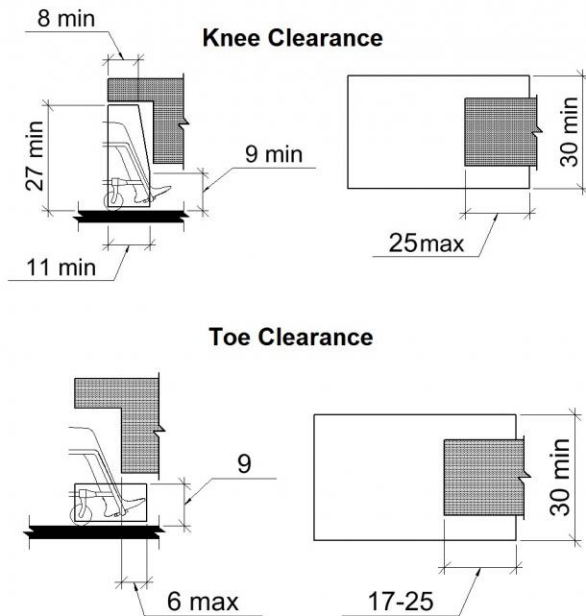
A clear floor space complying with 305, positioned for a forward approach, and knee and toe clearance complying with 306 shall be provided.

Citation:

2010 ADAS Section: 606.2

As Built:

Cabinets are provided



Kitchen: Kitchen Area

Lat/Long: [42.27726, -83.70033]

Finding: 82 - Microwave height

The microwave is positioned too high for either a side or front approach.

Where a clear floor or ground space allows a parallel approach to an element and the side reach is unobstructed, the high side reach shall be 48 inches maximum and the low side reach shall be 15 inches minimum above the finish floor or ground.

Where a forward reach is unobstructed, the high forward reach shall be 48 inches maximum and the low forward reach shall be 15 inches minimum above the finish floor or ground.

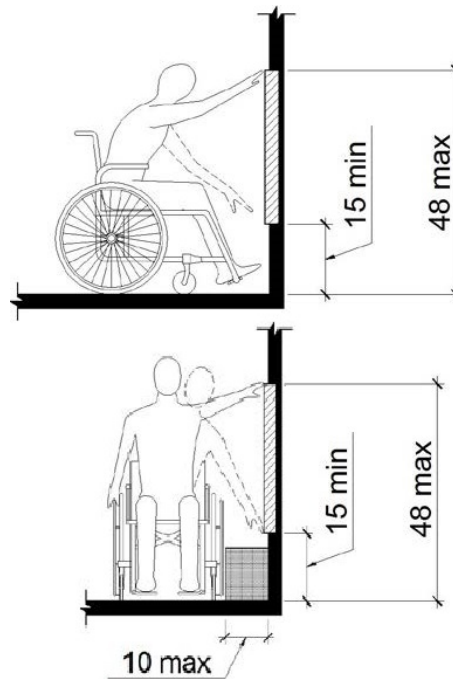
2010 ADAS Section 308.1
Reach ranges shall comply with 308.

Citation:

2010 ADAS Section: 308.1

As Built:

Microwave not installed within reach range



Kitchen: Kitchen Area

Lat/Long: [42.27726, -83.70033]

Finding: 83 - Kitchen width

The U-shaped kitchen is not wide enough.

In U-shaped kitchens enclosed on three contiguous sides, clearance between all opposing base cabinets, counter tops, appliances, or walls within kitchen work areas shall be 60 inches.

2010 ADAS Section 804.2.2

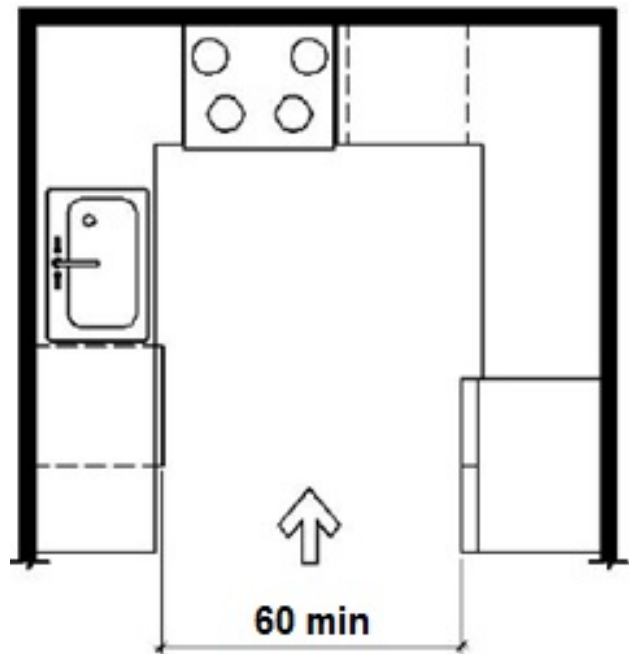
In U-shaped kitchens enclosed on three contiguous sides, clearance between all opposing base cabinets, counter tops, appliances, or walls within kitchen work areas shall be 60 inches (1525 mm) minimum.

Citation:

2010 ADAS Section: 804.2.2

As Built:

32" wide



Workshop Area: Workshop

Lat/Long: [42.27692, -83.70025]

Finding: 84 - Protruding object

The water hose rack projects more than 4 inches into the circulation path.

Wall-mounted objects that have leading edges between 27 inches and 80 inches from the floor must not project more than 4 inches into the circulation path. Protruding objects that extend to the floor or within 27 inches of the floor are cane detectable and are therefore not hazardous. Where it is necessary or desirable to have objects protrude from the wall, a manner of cane detection must be provided.

2010 ADAS Section 307.2

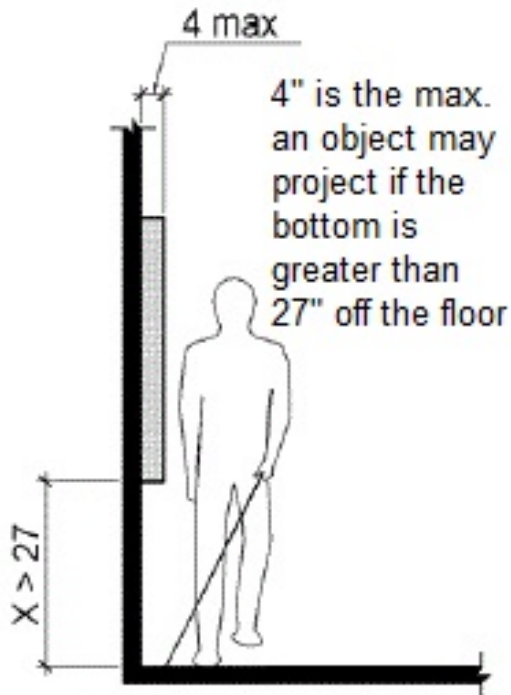
Objects with leading edges more than 27 inches (685 mm) and not more than 80 inches (2030 mm) above the finish floor or ground shall protrude 4 inches (100 mm) maximum horizontally into the circulation path.

Citation:

2010 ADAS Section: 307.2

As Built:

Water hose rack protrudes 6-1/2 inches



Workshop Area: Workshop

Lat/Long: [42.27683, -83.70071]

Finding: 85 - Doors

The door maneuvering clearance contains changes in level.

Floor or ground surface within required maneuvering clearances shall comply with Floor or Ground Surfaces. Changes in level are not permitted.

The entire maneuvering clearance must be free of obstructions and must be flat (2% max. slope is considered flat in any direction).

2010 ADAS Section 404.2.4.4

Floor or ground surface within required maneuvering clearances shall comply with 302. Changes in level are not permitted.

Citation:

2010 ADAS Section: 404.2.4.4

As Built:

Door has a 4 inch step



Workshop Area: Workshop

Lat/Long: [42.2769, -83.70047]

Finding: 86 - Doors

The door maneuvering clearance contains changes in level.

Floor or ground surface within required maneuvering clearances shall comply with Floor or Ground Surfaces. Changes in level are not permitted.

The entire maneuvering clearance must be free of obstructions and must be flat (2% max. slope is considered flat in any direction).

2010 ADAS Section 404.2.4.4


Floor or ground surface within required maneuvering clearances shall comply with 302. Changes in level are not permitted.

Citation:

2010 ADAS Section: 404.2.4.4

As Built:

Door has a 2 inch step from vest storage to main building



Workshop Area: Workshop

Lat/Long: [42.27731, -83.70038]

Finding: 87 - Change in level

There is a change in level greater than 1/4 inch.

1/4 inch is the maximum vertical rise. Changes in level between 1/4 inch and 1/2 inch must be beveled at 1:2 or less. Changes in level greater than 1/2 inch must be by way of a ramp.

2010 ADAS Section 303.3

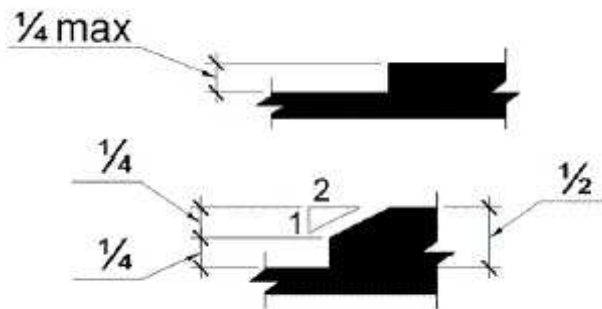
Changes in level between 1/4 inch (6.4 mm) high minimum and 1/2 inch (13 mm) high maximum shall be beveled with a slope not steeper than 1:2.

Citation:

2010 ADAS Section: 303.3

As Built:

Threshold at 3 inches.



Meeting Room: Unisex Restroom

Lat/Long: [42.27687, -83.69997]

Finding: 88 - Restroom Door

All automatic and power-assisted doors must comply with Builders Hardware Manufacturers' Association A156.10 or low energy operated doors complying with BHMA A156.19.

2010 ADAS Section 404.3


Automatic doors and automatic gates shall comply with 404.3. Full-powered automatic doors shall comply with ANSI/BHMA A156.10 (incorporated by reference, see "Referenced Standards" in Chapter 1). Low-energy and power-assisted doors shall comply with ANSI/BHMA A156.19 (1997 or 2002 edition) (incorporated by reference, see "Referenced Standards" in Chapter 1).

Citation:

2010 ADAS Section: 404.3

As Built:

No closer



Meeting Room: Unisex Restroom

Lat/Long: [42.27687, -83.69997]

Finding: 89 - Door Signage

The restroom is missing the International Symbol of Accessibility (ISA).

Accessible toilet rooms or bathing rooms shall be identified by the International Symbol of Accessibility (ISA).

Wall signs identifying permanent rooms and spaces of a building shall be in a horizontal format and the characters raised 1/32 inch minimum and shall be sans serif uppercase characters a minimum of 5/8 inch and a maximum of 2 inches high. Contracted Grade 2 Braille shall be in a horizontal format and shall be placed a minimum of 3/8 inch and a maximum of 1/2 inch directly below the tactile characters; flush left or centered. Signs with raised characters or Braille shall be located 48 inches minimum above the finish floor or ground surface, measured from the baseline of the lowest tactile character and 60 inches maximum above the finish floor or ground surface, measured from the baseline of the highest tactile character.

2010 ADAS Section 216.8

Where existing toilet rooms or bathing rooms do not comply with 603, directional signs indicating the location of the nearest toilet room or bathing room complying with 603 within the facility shall be provided. Signs shall comply with 703.5 and shall include the International Symbol of Accessibility complying with 703.7.2.1. Where existing toilet rooms or bathing rooms do not comply with 603, the toilet rooms or bathing rooms complying with 603 shall be identified by the International Symbol of Accessibility complying with 703.7.2.1. Where clustered single user toilet rooms or bathing facilities are permitted to use exceptions to 213.2, toilet rooms or bathing facilities complying with 603 shall be identified by the International Symbol of Accessibility complying with 703.7.2.1 unless all toilet rooms and bathing facilities comply with 603.

Citation:

2010 ADAS Section: 216.8

As Built:

Wrong location

Finding #89 Continued



Meeting Room: Entry

Lat/Long: [42.27687, -83.69997]

Finding: 90 - Door Glass

The vision light panels (glazing/window) exceed height requirements.

Doors, gates, and side lights adjacent to doors or gates, containing one or more glazing panels that permit viewing through the panels shall have the bottom of at least one glazed panel located 43 inches maximum above the finish floor.

2010 ADAS Section 404.2.11

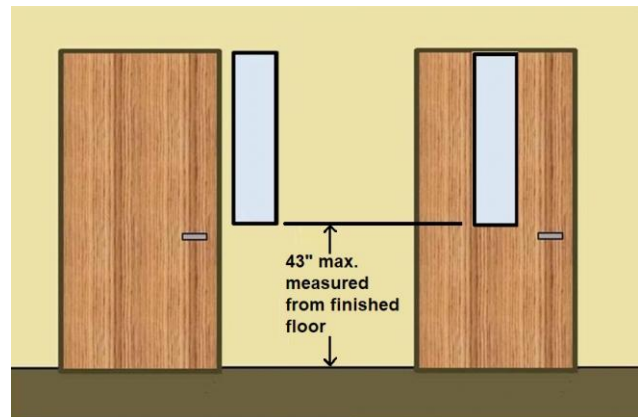
Doors, gates, and side lights adjacent to doors or gates, containing one or more glazing panels that permit viewing through the panels shall have the bottom of at least one glazed panel located 43 inches (1090 mm) maximum above the finish floor.

Citation:

2010 ADAS Section: 404.2.11

As Built:

48"



Meeting Room

Lat/Long: [42.27685, -83.70003]

Finding: 91 - Sink height

The top of the sink is above the allowable height requirement.

Sinks shall be installed with the front of the higher of the rim or counter surface 34 inches maximum above the finish floor or ground.

2010 ADAS Section 606.3

Lavatories and sinks shall be installed with the front of the higher of the rim or counter surface 34 inches (865 mm) maximum above the finish floor or ground.

Citation:

2010 ADAS Section: 606.3

As Built:

Sink is too heigh



Site Accessibility Evaluation



**Garden Homes Park
1800 Franklin Rd
Ann Arbor, MI 48104
ADA Only**

Inspection Date: 07/11/2022

Inspectors: Aileen Dryden, Arturo Pinero, Jesus Lardizabal, Juvelyn Owen, Olaf Brunjes

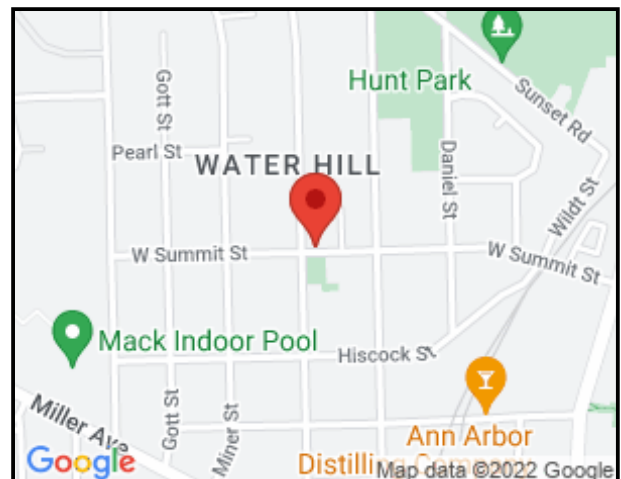
Prepared By



(512) 410 - 7059

alturalp.com

Report Date: 11/15/2022



DNR Accessibility Grading System for Parks and Recreation Facilities

Accessibility Grade

Definition

1

None of the facilities meet accessibility guidelines

2

Some facilities meet accessibility guidelines

3

Most facilities meet accessibility guidelines

4

The entire park meets accessibility guidelines

5

The entire park was developed using the principles of universal design

Trail System: Trail

Lat/Long: [42.29667, -83.77916]

Finding: 1 - Accessible route

The walkway contains abrupt vertical edges and/or variations over a 1/2 inch.

1/4 inch is the maximum vertical rise. Changes in level between 1/4 inch and 1/2 inch must be beveled at 1:2 or less.

Changes in level greater than 1/2 inch must be by way of a ramp.

2010 ADAS Section 303.3

Changes in level between 1/4 inch (6.4 mm) high minimum and 1/2 inch (13 mm) high maximum shall be beveled with a slope not steeper than 1:2.

2010 ADAS Section 303.2

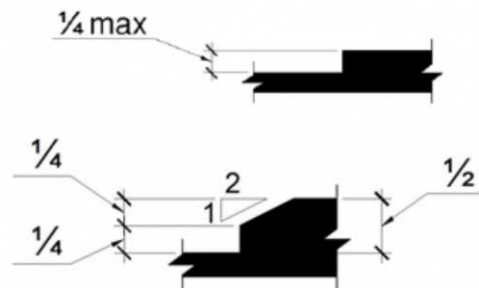
Changes in level of 1/4 inch (6.4 mm) high maximum shall be permitted to be vertical.

Citation:

2010 ADAS Section: 303.3, 303.2

As Built:

Vertical changes in the paved trail.



Trail System: Trail

Lat/Long: [42.29797, -83.77943]

Finding: 2 - Protruding vegetation

The trees project more than 4 inches into the circulation path.

Wall-mounted objects that have leading edges between 27 inches and 80 inches from the floor must not project more than 4 inches into the circulation path. Protruding objects that extend to the floor or within 27 inches of the floor are cane detectable and are therefore not hazardous. Where it is necessary or desirable to have objects protrude from the wall, a manner of cane detection must be provided.

2010 ADAS Section 307.2

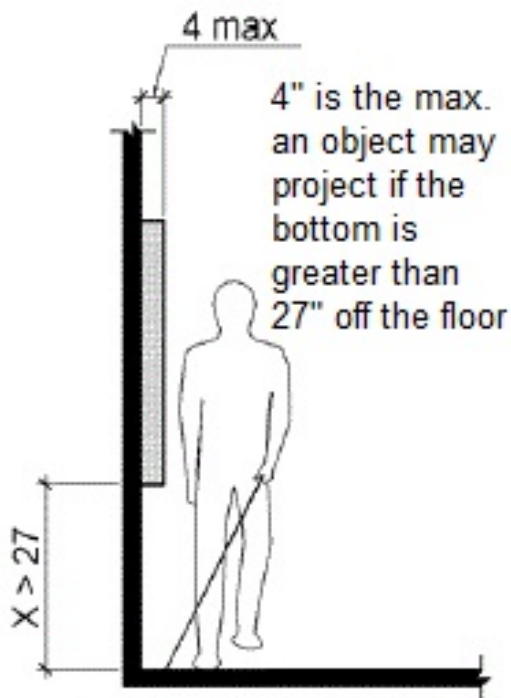
Objects with leading edges more than 27 inches (685 mm) and not more than 80 inches (2030 mm) above the finish floor or ground shall protrude 4 inches (100 mm) maximum horizontally into the circulation path.

Citation:

2010 ADAS Section: 307.2

As Built:

Trees are protruding objects.



Trail System: Trail

Lat/Long: [42.29492, -83.77777]

Finding: 3 - Protruding vegetation

The trees project more than 4 inches into the circulation path.

Wall-mounted objects that have leading edges between 27 inches and 80 inches from the floor must not project more than 4 inches into the circulation path. Protruding objects that extend to the floor or within 27 inches of the floor are cane detectable and are therefore not hazardous. Where it is necessary or desirable to have objects protrude from the wall, a manner of cane detection must be provided.

2010 ADAS Section 307.2

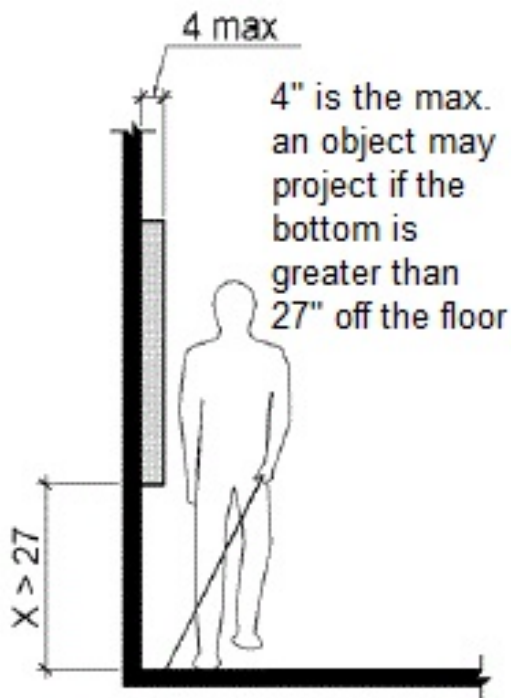
Objects with leading edges more than 27 inches (685 mm) and not more than 80 inches (2030 mm) above the finish floor or ground shall protrude 4 inches (100 mm) maximum horizontally into the circulation path.

Citation:

2010 ADAS Section: 307.2

As Built:

Trees are protruding objects.



Trail System: Trail

Lat/Long: [42.29789, -83.77704]

Finding: 4 - Accessible route

The walkway contains abrupt vertical edges and/or variations over 1/4 inch.

1/4 inch is the maximum vertical rise. Changes in level between 1/4 inch and 1/2 inch must be beveled at 1:2 or less.

Changes in level greater than 1/2 inch must be by way of a ramp.

2010 ADAS Section 303.3

Changes in level between 1/4 inch (6.4 mm) high minimum and 1/2 inch (13 mm) high maximum shall be beveled with a slope not steeper than 1:2.

2010 ADAS Section 303.2

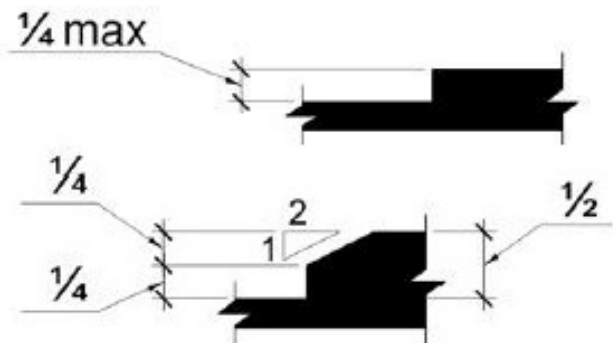
Changes in level of 1/4 inch (6.4 mm) high maximum shall be permitted to be vertical.

Citation:

2010 ADAS Section: 303.3, 303.2

As Built:

Change in elevation



Trail System: Trail

Lat/Long: [42.29855, -83.77774]

Finding: 5 - Running slope

The accessible route on the site has running slopes greater than 5 percent and has not been constructed as a ramp (i.e. handrails, edge protection, etc.).

When the slope in the direction of travel of any walk exceeds 1 unit vertical in 20 units horizontal (5-percent slope), it must be constructed as a ramp. Surface cross slopes must not exceed one unit vertical in 48 units horizontal (2-percent slope).

2010 ADAS Section 403.3

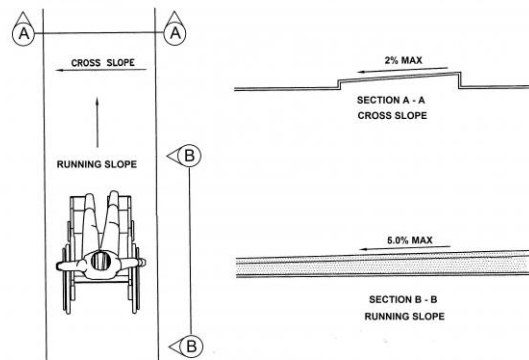
The running slope of walking surfaces shall not be steeper than 1:20. The cross slope of walking surfaces shall not be steeper than 1:48.

Citation:

2010 ADAS Section: 403.3

As Built:

5.9%



Trail System: Trail

Lat/Long: [42.29882, -83.77876]

Finding: 6 - Change in level

The accessible route contains loose gravel and/or surface materials that do not provide for a stable, firm slip resistant surface.

Floor and ground surfaces shall be stable, firm, and slip resistant.

2010 ADAS Section 302.1

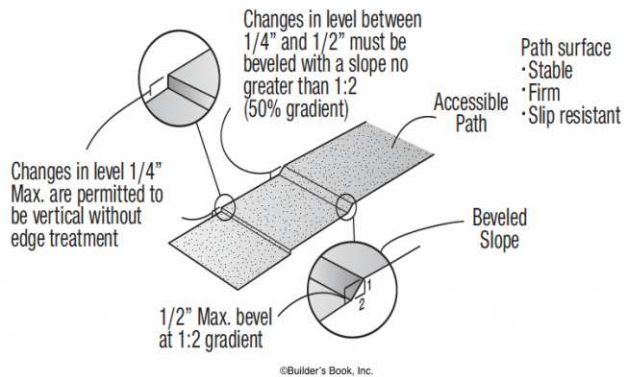
Floor and ground surfaces shall be stable, firm, and slip resistant and shall comply with 302.

Citation:

2010 ADAS Section: 302.1

As Built:

Multiple openings and vertical changes in level



Trail System: Trail

Lat/Long: [42.29876, -83.77889]

Finding: 7 - Running slope

The accessible route on the site has running slopes greater than 5 percent and has not been constructed as a ramp (i.e. handrails, edge protection, etc.).

When the slope in the direction of travel of any walk exceeds 1 unit vertical in 20 units horizontal (5-percent slope), it must be constructed as a ramp. Surface cross slopes must not exceed one unit vertical in 48 units horizontal (2-percent slope).

2010 ADAS Section 403.3

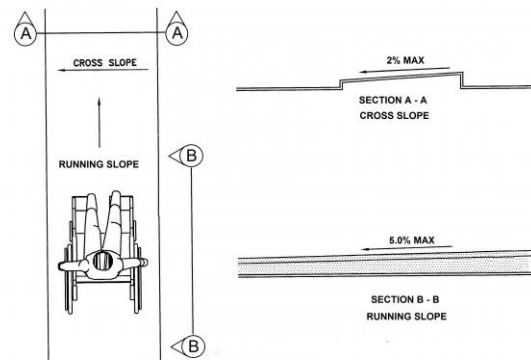
The running slope of walking surfaces shall not be steeper than 1:20. The cross slope of walking surfaces shall not be steeper than 1:48.

Citation:

2010 ADAS Section: 403.3

As Built:

6.6%



Trail System: Trail

Lat/Long: [42.29876, -83.77889]

Finding: 8 - Running slope

The accessible route on the site has running slopes greater than 5 percent and has not been constructed as a ramp (i.e. handrails, edge protection, etc.).

When the slope in the direction of travel of any walk exceeds 1 unit vertical in 20 units horizontal (5-percent slope), it must be constructed as a ramp. Surface cross slopes must not exceed one unit vertical in 48 units horizontal (2-percent slope).

2010 ADAS Section 403.3

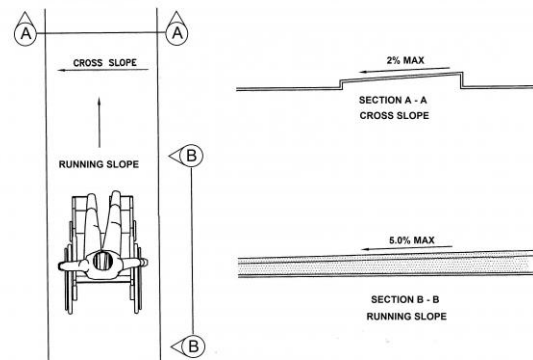
The running slope of walking surfaces shall not be steeper than 1:20. The cross slope of walking surfaces shall not be steeper than 1:48.

Citation:

2010 ADAS Section: 403.3

As Built:

8% and greater



Trail System: Trail

Lat/Long: [42.29837, -83.77888]

Finding: 9 - Running slope

The accessible route on the site has running slopes greater than 5 percent and has not been constructed as a ramp (i.e. handrails, edge protection, etc.).

When the slope in the direction of travel of any walk exceeds 1 unit vertical in 20 units horizontal (5-percent slope), it must be constructed as a ramp. Surface cross slopes must not exceed one unit vertical in 48 units horizontal (2-percent slope).

2010 ADAS Section 403.3

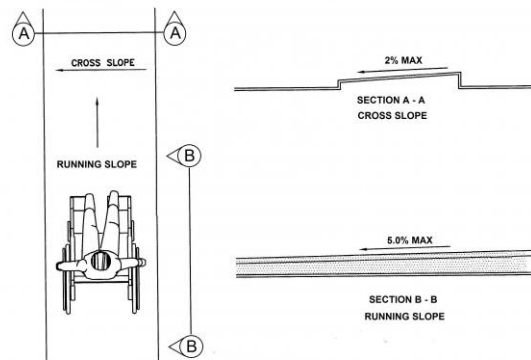
The running slope of walking surfaces shall not be steeper than 1:20. The cross slope of walking surfaces shall not be steeper than 1:48.

Citation:

2010 ADAS Section: 403.3

As Built:

6.5% and greater



Trail System: Trail

Lat/Long: [42.2945, -83.77885]

Finding: 10 - Running slope

The accessible route on the site has running slopes greater than 5 percent and has not been constructed as a ramp (i.e. handrails, edge protection, etc.).

When the slope in the direction of travel of any walk exceeds 1 unit vertical in 20 units horizontal (5-percent slope), it must be constructed as a ramp. Surface cross slopes must not exceed one unit vertical in 48 units horizontal (2-percent slope).

2010 ADAS Section 403.3

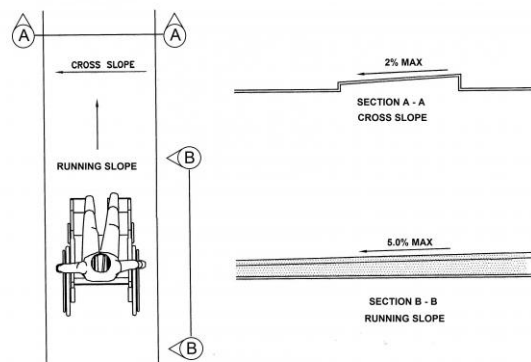
The running slope of walking surfaces shall not be steeper than 1:20. The cross slope of walking surfaces shall not be steeper than 1:48.

Citation:

2010 ADAS Section: 403.3

As Built:

7.5% and greater



Green Space: Picnic Area

Lat/Long: [42.29868, -83.77878]

Finding: 11 - Table

Compliant knee and/or toe clearance is not provided.

When seating for persons in wheelchairs is provided at fixed tables or counters, knee spaces at least 27 inches high, 30 inches wide and 17 inches deep shall be provided.

2010 ADAS Section 306.1

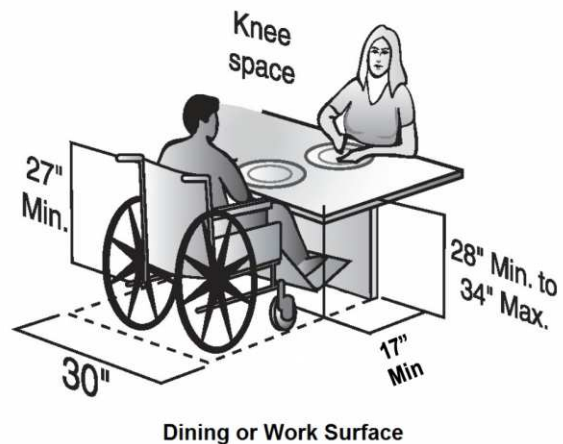
Where space beneath an element is included as part of clear floor or ground space or turning space, the space shall comply with 306.1. Additional space shall not be prohibited beneath an element but shall not be considered as part of the clear floor or ground space or turning space.

Citation:

2010 ADAS Section: 306.1

As Built:

Slope of clear floor space is 3.4%



Finding #11 Additional Finding Photos



Play Area: Play Area

Lat/Long: [42.2983, -83.77917]

Finding: 12 - Accessible route

There is no accessible route to the element.

At least one accessible route shall connect accessible buildings, accessible facilities, accessible elements, and accessible spaces that are on the same site.

2010 ADAS Section 206.2.2

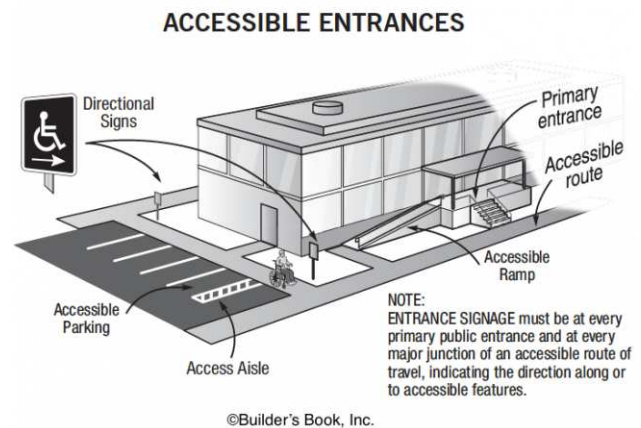
At least one accessible route shall connect accessible buildings, accessible facilities, accessible elements, and accessible spaces that are on the same site.

Citation:

2010 ADAS Section: 206.2.2

As Built:

No accessible route to play area.



Site Accessibility Evaluation



George Washington Park (The Rock)

1590 Washtenaw Ave

Ann Arbor, MI 48104

ADA Only

Inspection Date: 05/23/2022

Inspectors: Aileen Dryden, Arturo Pinero

Prepared By



(512) 410 - 7059

alturalp.com

Report Date: 11/15/2022



DNR Accessibility Grading System for Parks and Recreation Facilities

Accessibility Grade

Definition

1

None of the facilities meet accessibility guidelines

2

Some facilities meet accessibility guidelines

3

Most facilities meet accessibility guidelines

4

The entire park meets accessibility guidelines

5

The entire park was developed using the principles of universal design

Site Accessibility Evaluation



**Glacier Highlands Park
3600 Larchmont Drive
Old Fourth Ward, MI 48104
ADA Only**

Inspection Date: 05/23/2022

Inspectors: Aileen Dryden, Arturo Pinero

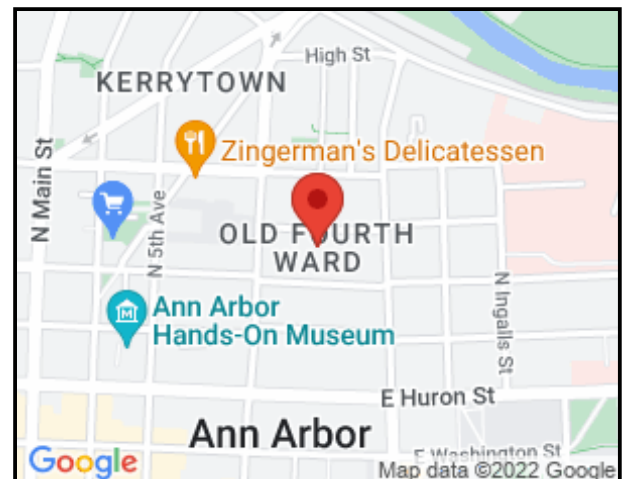
Prepared By



(512) 410 - 7059

alturalp.com

Report Date: 11/15/2022



DNR Accessibility Grading System for Parks and Recreation Facilities

Accessibility Grade

Definition

1

None of the facilities meet accessibility guidelines

2

Some facilities meet accessibility guidelines

3

Most facilities meet accessibility guidelines

4

The entire park meets accessibility guidelines

5

The entire park was developed using the principles of universal design

Green Space: Receptacle

Lat/Long: [42.2932, -83.68995]

Finding: 1 - Route to receptacle

The accessible route contains loose gravel and/or surface materials that do not provide for a stable, firm slip resistant surface.

Floor and ground surfaces shall be stable, firm, and slip resistant.

2010 ADAS Section 302.1

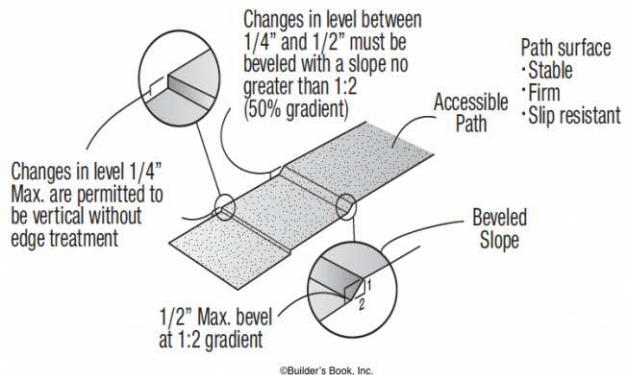
Floor and ground surfaces shall be stable, firm, and slip resistant and shall comply with 302.

Citation:

2010 ADAS Section: 302.1

As Built:

Surface is grass



Basketball Court: Route

Lat/Long: [42.29253, -83.69009]

Finding: 2 - Route to Basketball court

The route contains openings greater than 1/2 inch.

Openings in floor or ground surfaces shall not allow passage of a sphere more than 1/2 inch diameter. Elongated openings shall be placed so that the long dimension is perpendicular to the dominant direction of travel.

2010 ADAS Section 302.3

Openings in floor or ground surfaces shall not allow passage of a sphere more than 1/2 inch (13 mm) diameter except as allowed in 407.4.3, 409.4.3, 410.4, 810.5.3 and 810.10. Elongated openings shall be placed so that the long dimension is perpendicular to the dominant direction of travel.

Citation:

2010 ADAS Section: 302.3

As Built:

opening on transition between sidewalk and basketball court



Volley Ball: Sand Court

Lat/Long: [42.29298, -83.69015]

Finding: 3 - Sand Volleyball

There is no accessible route to the element.

At least one accessible route shall connect accessible buildings, accessible facilities, accessible elements, and accessible spaces that are on the same site.

2010 ADAS Section 206.2.2

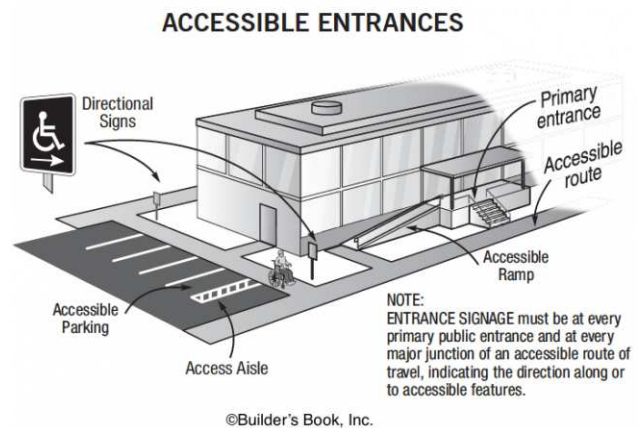
At least one accessible route shall connect accessible buildings, accessible facilities, accessible elements, and accessible spaces that are on the same site.

Citation:

2010 ADAS Section: 206.2.2

As Built:

Grass surface



Site Accessibility Evaluation



Glazier Hill Nature Area

3425 Glazier Way

Old Fourth Ward, MI 48104

ADA Only

Inspection Date: 05/23/2022

Inspectors: Aileen Dryden, Arturo Pinero

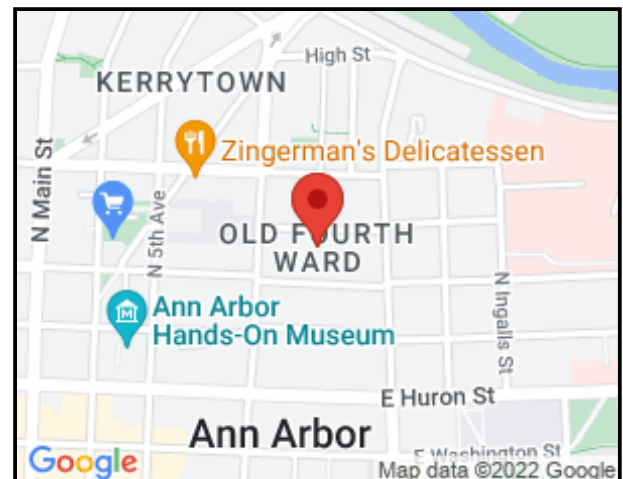
Prepared By



(512) 410 - 7059

alturalp.com

Report Date: 11/15/2022



DNR Accessibility Grading System for Parks and Recreation Facilities

Accessibility Grade

Definition

1

None of the facilities meet accessibility guidelines

2

Some facilities meet accessibility guidelines

3

Most facilities meet accessibility guidelines

4

The entire park meets accessibility guidelines

5

The entire park was developed using the principles of universal design

Trail System: Trail

Lat/Long: [42.29318, -83.69003]

Finding: 1 - Cross Slope

The accessible path of travel has cross slopes greater than 2%.

Surface cross slopes shall not exceed one unit vertical in 48 units horizontal (2-percent slope). When the slope in the direction of travel of any walk exceeds 1 unit vertical in 20 units horizontal (5-percent slope), it must be constructed as a ramp.

2010 ADAS Section 403.3

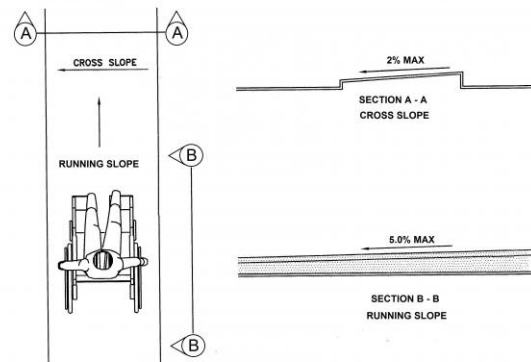
The running slope of walking surfaces shall not be steeper than 1:20. The cross slope of walking surfaces shall not be steeper than 1:48.

Citation:

2010 ADAS Section: 403.3

As Built:

Cross slope greater than 2% for 75 feet



Trail System: Trail

Lat/Long: [42.29276, -83.69023]

Finding: 2 - Accessible route

The accessible route contains loose gravel and/or surface materials that do not provide for a stable, firm slip resistant surface.

Floor and ground surfaces shall be stable, firm, and slip resistant.

2010 ADAS Section 302.1

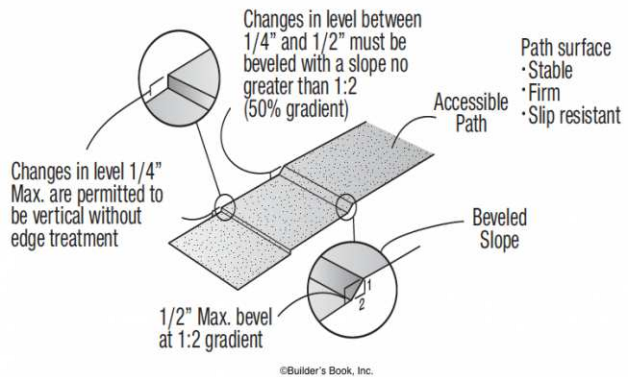
Floor and ground surfaces shall be stable, firm, and slip resistant and shall comply with 302.

Citation:

2010 ADAS Section: 302.1

As Built:

loose gravel



Green Space: Drinking Fountain

Lat/Long: [42.29302, -83.68982]

Finding: 3 - Accessible route

The drinking fountain is not on an accessible route of travel.

2010 ADAS Section 206.2.4

At least one accessible route shall connect accessible building or facility entrances with all accessible spaces and elements within the building or facility which are otherwise connected by a circulation path unless exempted by 206.2.3 Exceptions 1 through 7.

Citation:

2010 ADAS Section: 206.2.4

As Built:

Drinking fountain is in the grass



Finding #3 Additional Finding Photos



Green Space: Drinking Fountain

Lat/Long: [42.29289, -83.68969]

Finding: 4 - Grill

There is no accessible route to the element.

At least one accessible route shall connect accessible buildings, accessible facilities, accessible elements, and accessible spaces that are on the same site.

2010 ADAS Section 206.2.2

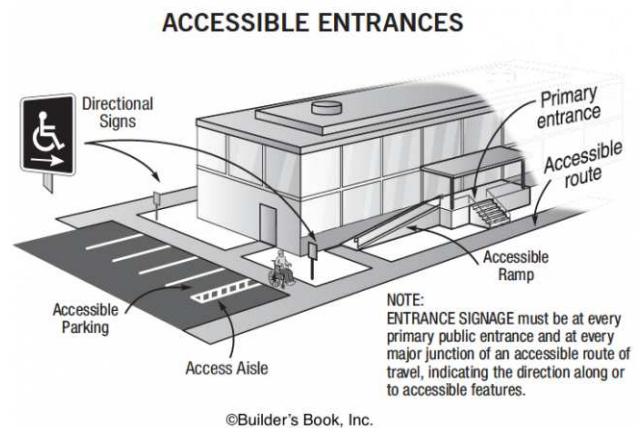
At least one accessible route shall connect accessible buildings, accessible facilities, accessible elements, and accessible spaces that are on the same site.

Citation:

2010 ADAS Section: 206.2.2

As Built:

No accessible route to grill



Finding #4 Additional Finding Photos



Green Space: Picnic Area

Lat/Long: [42.29264, -83.68962]

Finding: 5 - Picnic Table

The picnic table projects more than 4 inches into the circulation path.

Wall-mounted objects that have leading edges between 27 inches and 80 inches from the floor must not project more than 4 inches into the circulation path. Protruding objects that extend to the floor or within 27 inches of the floor are cane detectable and are therefore not hazardous. Where it is necessary or desirable to have objects protrude from the wall, a manner of cane detection must be provided.

2010 ADAS Section 307.2

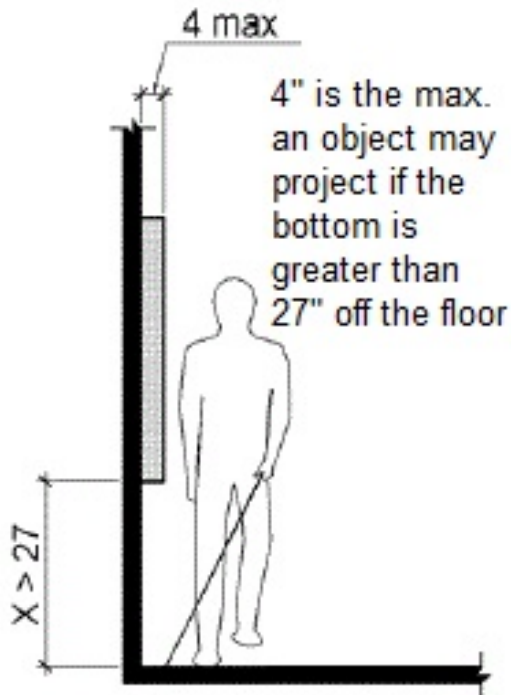
Objects with leading edges more than 27 inches (685 mm) and not more than 80 inches (2030 mm) above the finish floor or ground shall protrude 4 inches (100 mm) maximum horizontally into the circulation path.

Citation:

2010 ADAS Section: 307.2

As Built:

Table is protruding



Finding #5 Additional Finding Photos



Site Accessibility Evaluation



Graydon Park

800 Rose Ave

Burns Park, MI 48104

ADA Only

Inspection Date: 05/23/2022

Inspectors: Aileen Dryden, Arturo Pinero

Prepared By



(512) 410 - 7059

alturalp.com

Report Date: 11/15/2022



DNR Accessibility Grading System for Parks and Recreation Facilities

Accessibility Grade

Definition

1

None of the facilities meet accessibility guidelines

2

Some facilities meet accessibility guidelines

3

Most facilities meet accessibility guidelines

4

The entire park meets accessibility guidelines

5

The entire park was developed using the principles of universal design

Trail System: Trail

Lat/Long: [42.26218, -83.73827]

Finding: 1 - Trail

The walkway contains abrupt vertical edges and/or variations over a 1/2 inch.

1/4 inch is the maximum vertical rise. Changes in level between 1/4 inch and 1/2 inch must be beveled at 1:2 or less.

Changes in level greater than 1/2 inch must be by way of a ramp.

2010 ADAS Section 303.3

Changes in level between 1/4 inch (6.4 mm) high minimum and 1/2 inch (13 mm) high maximum shall be beveled with a slope not steeper than 1:2.

2010 ADAS Section 303.2

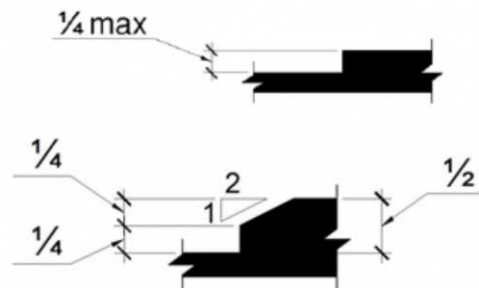
Changes in level of 1/4 inch (6.4 mm) high maximum shall be permitted to be vertical.

Citation:

2010 ADAS Section: 303.3, 303.2

As Built:

Change in elevation



Finding #1 Additional Finding Photos



Green Space: Receptacle

Lat/Long: [42.26229, -83.73825]

Finding: 2 - Route

The accessible route contains loose gravel and/or surface materials that do not provide for a stable, firm slip resistant surface.

Floor and ground surfaces shall be stable, firm, and slip resistant.

2010 ADAS Section 302.1

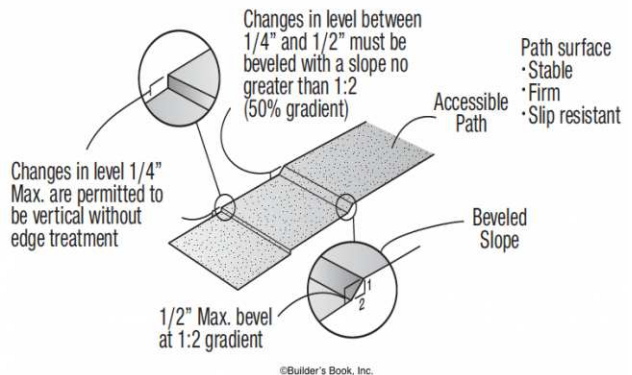
Floor and ground surfaces shall be stable, firm, and slip resistant and shall comply with 302.

Citation:

2010 ADAS Section: 302.1

As Built:

Surface is grass



Green Space: Receptacle

Lat/Long: [42.26279, -83.73933]

Finding: 3 - Route

The accessible route contains loose gravel and/or surface materials that do not provide for a stable, firm slip resistant surface.

Floor and ground surfaces shall be stable, firm, and slip resistant.

2010 ADAS Section 302.1

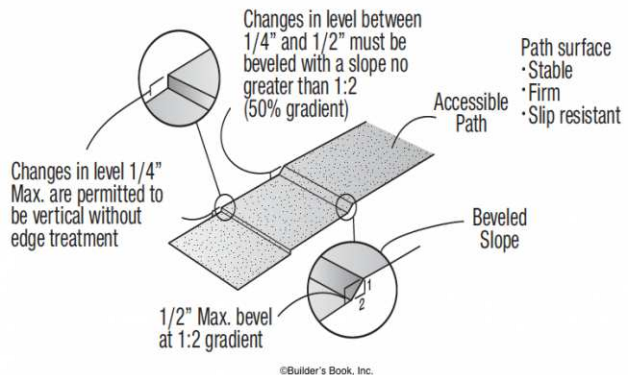
Floor and ground surfaces shall be stable, firm, and slip resistant and shall comply with 302.

Citation:

2010 ADAS Section: 302.1

As Built:

Surface is grass



Play Area: Swings

Lat/Long: [42.26273, -83.73943]

Finding: 4 - swing

The entry point or seat is not within the compliant range above the ground.

Were play components require transfer to entry points or seats, the entry points or seats shall be 11 inches minimum and 24 inches maximum from the clear floor or ground space.

2010 ADAS Section 1008.4.4

Where play components require transfer to entry points or seats, the entry points or seats shall be 11 inches (280 mm) minimum and 24 inches (610 mm) maximum from the clear floor or ground space.

Citation:

2010 ADAS Section: 1008.4.4

As Built:

Swing is too high



Play Area: Swings

Lat/Long: [42.2627, -83.7394]

Finding: 5 - route

There is no accessible route to the element.

At least one accessible route shall connect accessible buildings, accessible facilities, accessible elements, and accessible spaces that are on the same site.

2010 ADAS Section 206.2.2

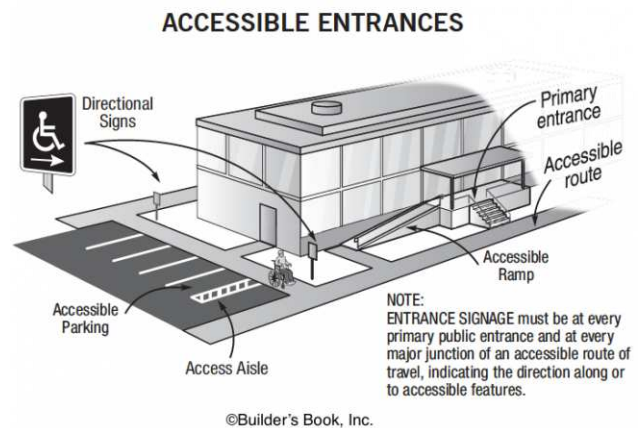
At least one accessible route shall connect accessible buildings, accessible facilities, accessible elements, and accessible spaces that are on the same site.

Citation:

2010 ADAS Section: 206.2.2

As Built:

grass surface



Play Area: Swings

Lat/Long: [42.26273, -83.73931]

Finding: 6 - surface

Compliance with ASTM F1951 for accessibility for ground surfaces on accessible routes, clear floor or ground spaces, and turning spaces has not been determined.

Ground surfaces shall comply with ASTM F 1951. Ground surfaces shall be inspected and maintained regularly and frequently to ensure continued compliance with ASTM F 1951.

2010 ADAS Section 1008.2.6.1

Ground surfaces shall comply with ASTM F 1951 (incorporated by reference, see "Referenced Standards" in Chapter 1). Ground surfaces shall be inspected and maintained regularly and frequently to ensure continued compliance with ASTM F 1951.

Citation:

2010 ADAS Section: 1008.2.6.1

As Built:

surface is wood chips



Play Area: Swings

Lat/Long: [42.2622, -83.73834]

Finding: 7 - Swing

The entry point or seat is not within the compliant range above the ground.

Were play components require transfer to entry points or seats, the entry points or seats shall be 11 inches minimum and 24 inches maximum from the clear floor or ground space.

2010 ADAS Section 1008.4.4

Where play components require transfer to entry points or seats, the entry points or seats shall be 11 inches (280 mm) minimum and 24 inches (610 mm) maximum from the clear floor or ground space.

Citation:

2010 ADAS Section: 1008.4.4

As Built:

Swing at 30 inches height



Play Area: Playground

Lat/Long: [42.26203, -83.7384]

Finding: 8 - Surface

Compliance with ASTM F1951 for accessibility for ground surfaces on accessible routes, clear floor or ground spaces, and turning spaces has not been determined.

Ground surfaces shall comply with ASTM F 1951. Ground surfaces shall be inspected and maintained regularly and frequently to ensure continued compliance with ASTM F 1951.

2010 ADAS Section 1008.2.6.1

Ground surfaces shall comply with ASTM F 1951 (incorporated by reference, see "Referenced Standards" in Chapter 1). Ground surfaces shall be inspected and maintained regularly and frequently to ensure continued compliance with ASTM F 1951.

Citation:

2010 ADAS Section: 1008.2.6.1

As Built:

Wood chips



Finding #8 Additional Finding Photos



Play Area: Swing

Lat/Long: [42.26207, -83.73843]

Finding: 9 - surface

Compliance with ASTM F1951 for accessibility for ground surfaces on accessible routes, clear floor or ground spaces, and turning spaces has not been determined.

Ground surfaces shall comply with ASTM F 1951. Ground surfaces shall be inspected and maintained regularly and frequently to ensure continued compliance with ASTM F 1951.

2010 ADAS Section 1008.2.6.1

Ground surfaces shall comply with ASTM F 1951 (incorporated by reference, see "Referenced Standards" in Chapter 1). Ground surfaces shall be inspected and maintained regularly and frequently to ensure continued compliance with ASTM F 1951.

Citation:

2010 ADAS Section: 1008.2.6.1

As Built:

wood chips



Finding #9 Additional Finding Photos



Site Accessibility Evaluation



Greenbriar Park
3705 Frederick Drive
Old Fourth Ward, MI 48104
ADA Only
Inspection Date: 05/23/2022
Inspectors: Aileen Dryden, Arturo Pinero

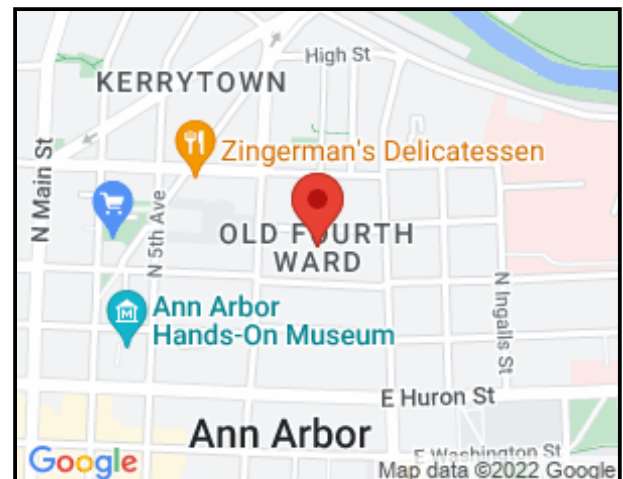
Prepared By



(512) 410 - 7059

alturalp.com

Report Date: 11/15/2022



DNR Accessibility Grading System for Parks and Recreation Facilities

Accessibility Grade

Definition

1

None of the facilities meet accessibility guidelines

2

Some facilities meet accessibility guidelines

3

Most facilities meet accessibility guidelines

4

The entire park meets accessibility guidelines

5

The entire park was developed using the principles of universal design

Green Space: Sidewalks

Lat/Long: [42.29624, -83.68659]

Finding: 1 - Route

The route contains openings greater than 1/2 inch.

Openings in floor or ground surfaces shall not allow passage of a sphere more than 1/2 inch diameter. Elongated openings shall be placed so that the long dimension is perpendicular to the dominant direction of travel.

2010 ADAS Section 302.3

Openings in floor or ground surfaces shall not allow passage of a sphere more than 1/2 inch (13 mm) diameter except as allowed in 407.4.3, 409.4.3, 410.4, 810.5.3 and 810.10. Elongated openings shall be placed so that the long dimension is perpendicular to the dominant direction of travel.

Citation:

2010 ADAS Section: 302.3

As Built:

horizontal opening



Green Space: Drinking Fountain

Lat/Long: [42.29599, -83.68623]

Finding: 2 - Accessible route

The drinking fountain is not on an accessible route of travel.

2010 ADAS Section 206.2.4

At least one accessible route shall connect accessible building or facility entrances with all accessible spaces and elements within the building or facility which are otherwise connected by a circulation path unless exempted by 206.2.3 Exceptions 1 through 7.

Citation:

2010 ADAS Section: 206.2.4

As Built:

No accessible route



Finding #2 Additional Finding Photos



Green Space: Drinking Fountain

Lat/Long: [42.29576, -83.68595]

Finding: 3 - Drinking fountain

The spout location on the drinking fountain is not compliant.

The spout shall be located 15 inches minimum from the vertical support and 5 inches maximum from the front edge of the unit, including bumpers.

2010 ADAS Section 602.5

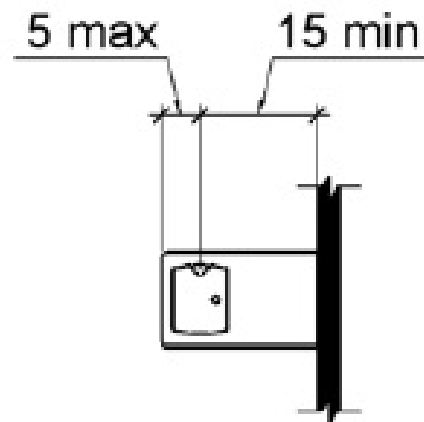
The spout shall be located 15 inches (380 mm) minimum from the vertical support and 5 inches (125 mm) maximum from the front edge of the unit, including bumpers.

Citation:

2010 ADAS Section: 602.5

As Built:

N/A



Finding #3 Additional Finding Photos



Green Space: Receptacle

Lat/Long: [42.29654, -83.68671]

Finding: 4 - Route to receptacle

The accessible route contains loose gravel and/or surface materials that do not provide for a stable, firm slip resistant surface.

Floor and ground surfaces shall be stable, firm, and slip resistant.

2010 ADAS Section 302.1

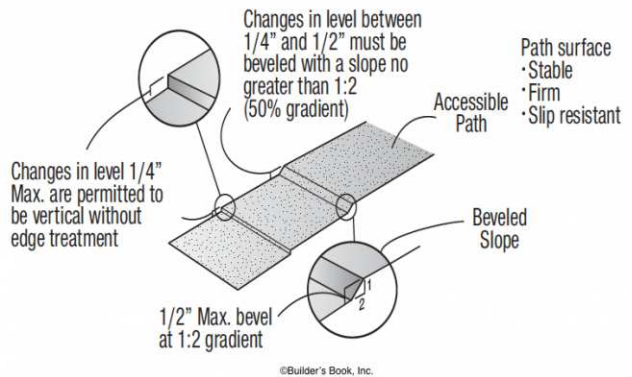
Floor and ground surfaces shall be stable, firm, and slip resistant and shall comply with 302.

Citation:

2010 ADAS Section: 302.1

As Built:

Surface is grass



Green Space: Dog Station

Lat/Long: [42.29632, -83.68656]

Finding: 5 - Dog Station

There is no accessible route to the element.

At least one accessible route shall connect accessible buildings, accessible facilities, accessible elements, and accessible spaces that are on the same site.

2010 ADAS Section 206.2.2

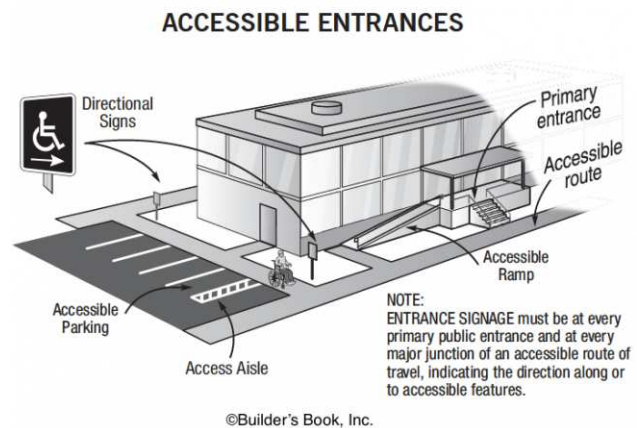
At least one accessible route shall connect accessible buildings, accessible facilities, accessible elements, and accessible spaces that are on the same site.

Citation:

2010 ADAS Section: 206.2.2

As Built:

No accessible route



Site Accessibility Evaluation



**Hannah Nature Area
206 Mark Hannah Pl
Ann Arbor, MI 48104
ADA Only**

Inspection Date: 07/11/2022

Inspectors: Aileen Dryden, Arturo Pinero, Jesus Lardizabal, Juvelyn Owen, Olaf Brunjes

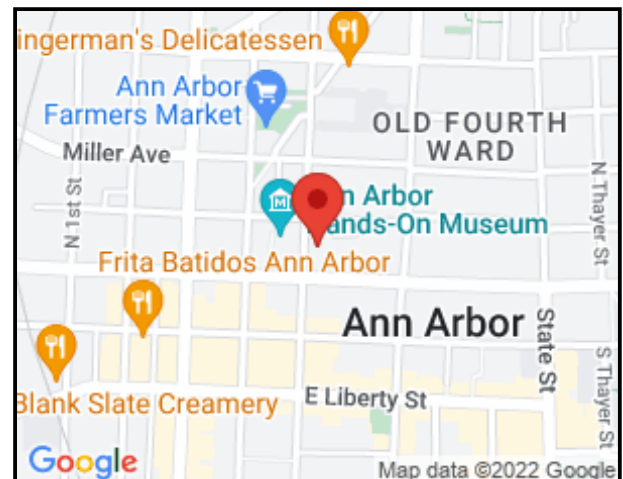
Prepared By



(512) 410 - 7059

alturalp.com

Report Date: 11/15/2022



DNR Accessibility Grading System for Parks and Recreation Facilities

Accessibility Grade

Definition

1

None of the facilities meet accessibility guidelines

2

Some facilities meet accessibility guidelines

3

Most facilities meet accessibility guidelines

4

The entire park meets accessibility guidelines

5

The entire park was developed using the principles of universal design

Trail System: Trail

Lat/Long: [42.28334, -83.76092]

Finding: 1 - Accessible route

The accessible route contains loose gravel and/or surface materials that do not provide for a stable, firm slip resistant surface.

Floor and ground surfaces shall be stable, firm, and slip resistant.

2010 ADAS Section 302.1

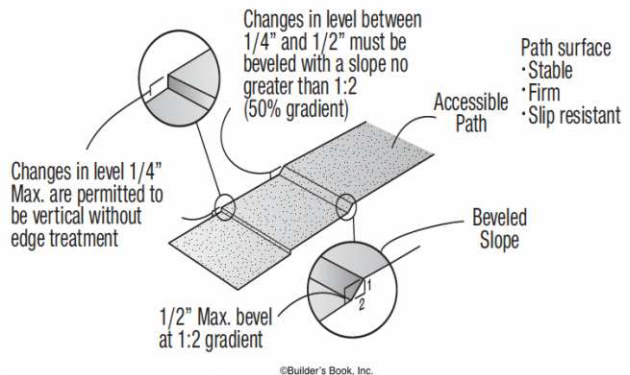
Floor and ground surfaces shall be stable, firm, and slip resistant and shall comply with 302.

Citation:

2010 ADAS Section: 302.1

As Built:

Loose gravel



Site Accessibility Evaluation



**Hanover Square Park
375 Packard St
Ann Arbor, MI 48104
ADA Only**

Inspection Date: 07/11/2022

Inspectors: Aileen Dryden, Arturo Pinero, Jesus Lardizabal, Juvelyn Owen, Olaf Brunjes

Prepared By



(512) 410 - 7059

alturalp.com

Report Date: 11/15/2022



DNR Accessibility Grading System for Parks and Recreation Facilities

Accessibility Grade

Definition

1

None of the facilities meet accessibility guidelines

2

Some facilities meet accessibility guidelines

3

Most facilities meet accessibility guidelines

4

The entire park meets accessibility guidelines

5

The entire park was developed using the principles of universal design

Trail System: Trail

Lat/Long: [42.27515, -83.74458]

Finding: 1 - Accessible route

The walkway contains abrupt vertical edges and/or variations over a 1/2 inch.

1/4 inch is the maximum vertical rise. Changes in level between 1/4 inch and 1/2 inch must be beveled at 1:2 or less.

Changes in level greater than 1/2 inch must be by way of a ramp.

2010 ADAS Section 303.3

Changes in level between 1/4 inch (6.4 mm) high minimum and 1/2 inch (13 mm) high maximum shall be beveled with a slope not steeper than 1:2.

2010 ADAS Section 303.2

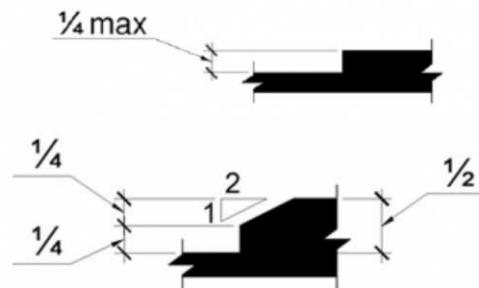
Changes in level of 1/4 inch (6.4 mm) high maximum shall be permitted to be vertical.

Citation:

2010 ADAS Section: 303.3, 303.2

As Built:

All joints in concrete have changes in level. in level



Trail System: Trail

Lat/Long: [42.27497, -83.74443]

Finding: 2 - Protruding object

The sculpture projects more than 4 inches into the circulation path.

Wall-mounted objects that have leading edges between 27 inches and 80 inches from the floor must not project more than 4 inches into the circulation path. Protruding objects that extend to the floor or within 27 inches of the floor are cane detectable and are therefore not hazardous. Where it is necessary or desirable to have objects protrude from the wall, a manner of cane detection must be provided.

2010 ADAS Section 307.2

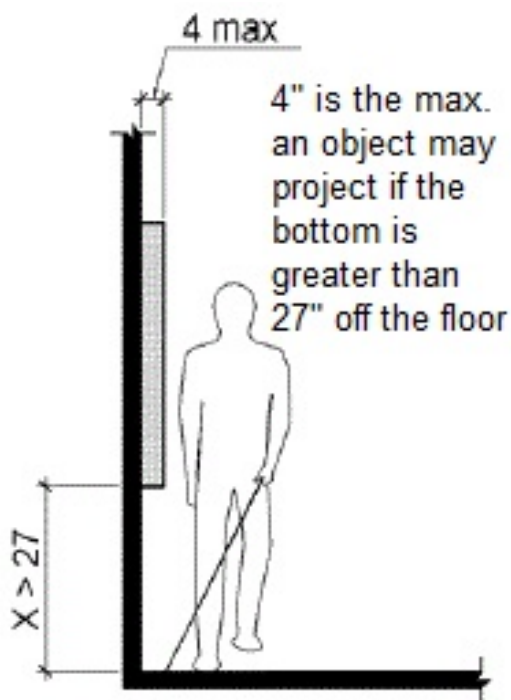
Objects with leading edges more than 27 inches (685 mm) and not more than 80 inches (2030 mm) above the finish floor or ground shall protrude 4 inches (100 mm) maximum horizontally into the circulation path.

Citation:

2010 ADAS Section: 307.2

As Built:

Protruding sculpture



Site Accessibility Evaluation



**Hansen Nature Area
1200 S Maple Rd
Ann Arbor, MI 48104
ADA Only**

Inspection Date: 07/11/2022

Inspectors: Aileen Dryden, Arturo Pinero, Jesus Lardizabal, Juvelyn Owen, Olaf Brunjes

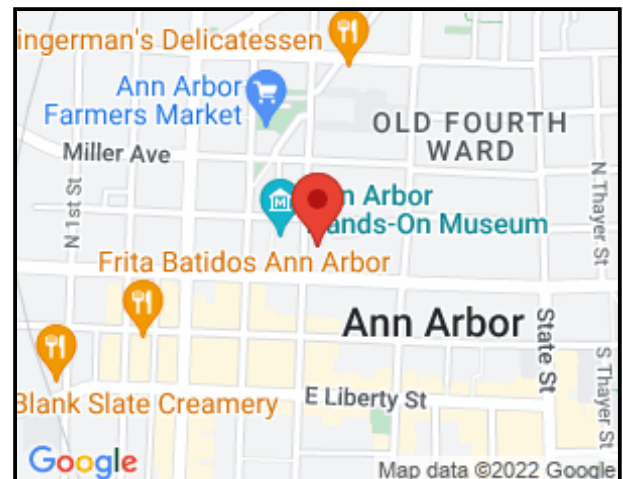
Prepared By



(512) 410 - 7059

alturalp.com

Report Date: 11/15/2022



DNR Accessibility Grading System for Parks and Recreation Facilities

Accessibility Grade

Definition

1

None of the facilities meet accessibility guidelines

2

Some facilities meet accessibility guidelines

3

Most facilities meet accessibility guidelines

4

The entire park meets accessibility guidelines

5

The entire park was developed using the principles of universal design

Play Area: Playground

Lat/Long: [42.26767, -83.77932]

Finding: 1 - Playground Entry

The walkway contains abrupt vertical edges and/or variations over a 1/2 inch.

1/4 inch is the maximum vertical rise. Changes in level between 1/4 inch and 1/2 inch must be beveled at 1:2 or less.

Changes in level greater than 1/2 inch must be by way of a ramp.

2010 ADAS Section 303.3

Changes in level between 1/4 inch (6.4 mm) high minimum and 1/2 inch (13 mm) high maximum shall be beveled with a slope not steeper than 1:2.

2010 ADAS Section 303.2

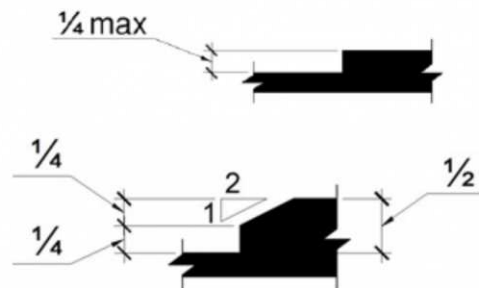
Changes in level of 1/4 inch (6.4 mm) high maximum shall be permitted to be vertical.

Citation:

2010 ADAS Section: 303.3, 303.2

As Built:

Change in level



Play Area: Playground

Lat/Long: [42.26729, -83.77943]

Finding: 2 - Playground Surface

Compliance with ASTM F 1292 for Use Zones has not been determined.

Ground surfaces located within use zones shall comply with ASTM F 1292 (1999 edition or 2004 edition).

2010 ADAS Section 1008.2.6.2

Ground surfaces located within use zones shall comply with ASTM F 1292 (1999 edition or 2004 edition) (incorporated by reference, see "Referenced Standards" in Chapter 1).

Citation:

2010 ADAS Section: 1008.2.6.2

As Built:

Wood chips



Site Accessibility Evaluation



**Hickory Nature Area
2817 Dillon Dr
Ann Arbor, MI 48104
ADA Only**

Inspection Date: 07/11/2022

Inspectors: Aileen Dryden, Arturo Pinero, Jesus Lardizabal, Juvelyn Owen, Olaf Brunjes

Prepared By



(512) 410 - 7059

alturalp.com

Report Date: 11/15/2022



DNR Accessibility Grading System for Parks and Recreation Facilities

Accessibility Grade

Definition

1

None of the facilities meet accessibility guidelines

2

Some facilities meet accessibility guidelines

3

Most facilities meet accessibility guidelines

4

The entire park meets accessibility guidelines

5

The entire park was developed using the principles of universal design

Site Accessibility Evaluation



**Hilltop Nature Area
111 W Huron River Dr
Ann Arbor, MI 48104
ADA Only**

Inspection Date: 07/11/2022

Inspectors: Aileen Dryden, Arturo Pinero, Jesus Lardizabal, Juvelyn Owen, Olaf Brunjes

Prepared By



(512) 410 - 7059

alturalp.com

Report Date: 11/15/2022

DNR Accessibility Grading System for Parks and Recreation Facilities

Accessibility Grade

Definition

1

None of the facilities meet accessibility guidelines

2

Some facilities meet accessibility guidelines

3

Most facilities meet accessibility guidelines

4

The entire park meets accessibility guidelines

5

The entire park was developed using the principles of universal design

Parking: Parking Lot

Lat/Long: [42.30233, -83.74881]

Finding: 1 - Accessible parking

There are no accessible parking stalls.

Each lot where parking is provided for the public as clients, guests or employees, shall provide accessible parking and shall be located on the shortest accessible route of travel from adjacent parking to an accessible entrance.

A minimum of one accessible stall is required and it must be sized and designated as a van accessible stall.

2010 ADAS Section 208.2.4

For every six or fraction of six parking spaces required by 208.2 to comply with 502, at least one shall be a van parking space complying with 502.

Citation:

2010 ADAS Section: 208.2.4

As Built:

Gravel parking lot



208.2 Parking Spaces	
Total Number of Parking Spaces Provided in Parking Facility	Minimum Number of Required Accessible Parking Spaces
1 to 25	1
26 to 50	2
51 to 75	3
76 to 100	4
101 to 150	5
151 to 200	6
201 to 300	7
301 to 400	8
401 to 500	9
501 to 1000	2 percent of total
1001 and over	20, plus 1 for each 100, or fraction thereof, over 1000

Trail System: Trail

Lat/Long: [42.30232, -83.74885]

Finding: 2 - Accessible Route

The walkway contains abrupt vertical edges and/or variations over a 1/2 inch.

1/4 inch is the maximum vertical rise. Changes in level between 1/4 inch and 1/2 inch must be beveled at 1:2 or less.

Changes in level greater than 1/2 inch must be by way of a ramp.

2010 ADAS Section 303.3

Changes in level between 1/4 inch (6.4 mm) high minimum and 1/2 inch (13 mm) high maximum shall be beveled with a slope not steeper than 1:2.

2010 ADAS Section 303.2

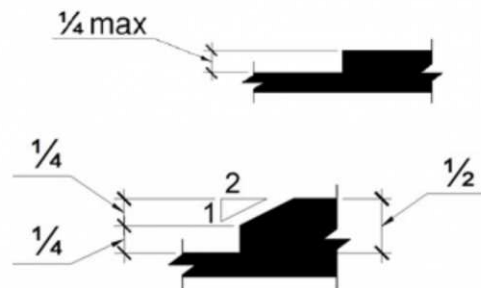

Changes in level of 1/4 inch (6.4 mm) high maximum shall be permitted to be vertical.

Citation:


2010 ADAS Section: 303.3, 303.2

As Built:

Abrupt change in level



Site Accessibility Evaluation



**Hollywood Park
2900 Sequoia Pkwy
Ann Arbor, MI 48104
ADA Only**

Inspection Date: 07/11/2022

Inspectors: Aileen Dryden, Arturo Pinero, Jesus Lardizabal, Juvelyn Owen, Olaf Brunjes

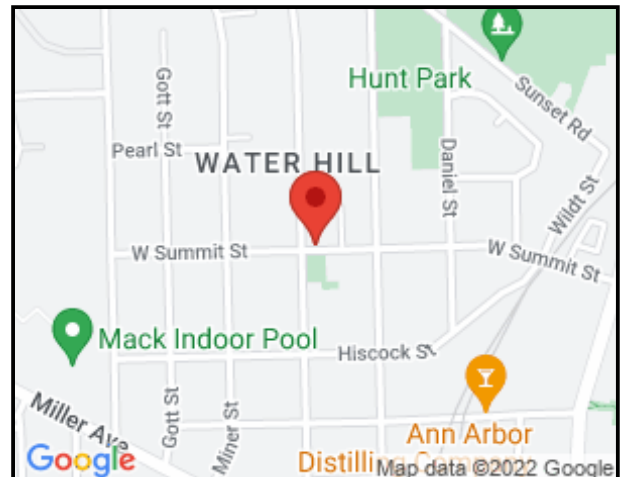
Prepared By



(512) 410 - 7059

alturalp.com

Report Date: 11/15/2022



DNR Accessibility Grading System for Parks and Recreation Facilities

Accessibility Grade

Definition

1

None of the facilities meet accessibility guidelines

2

Some facilities meet accessibility guidelines

3

Most facilities meet accessibility guidelines

4

The entire park meets accessibility guidelines

5

The entire park was developed using the principles of universal design

Site Accessibility Evaluation



Hunt Park
1035 Daniel St
Ann Arbor, MI 48104
ADA Only

Inspection Date: 07/11/2022

Inspectors: Aileen Dryden, Arturo Pinero, Jesus Lardizabal, Juvelyn Owen, Olaf Brunjes

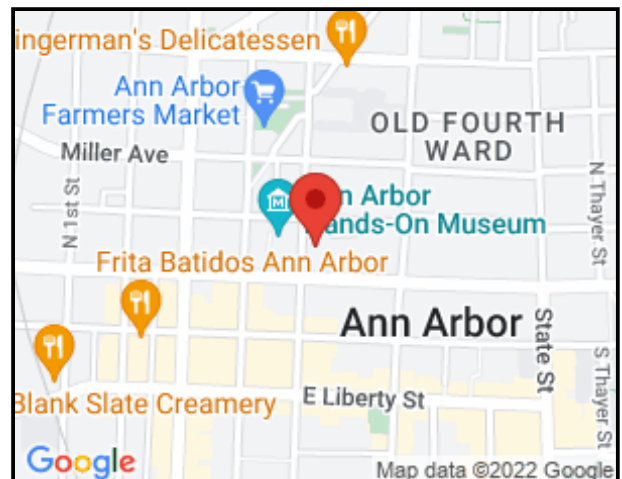
Prepared By



(512) 410 - 7059

alturalp.com

Report Date: 11/15/2022



DNR Accessibility Grading System for Parks and Recreation Facilities

Accessibility Grade

Definition

1

None of the facilities meet accessibility guidelines

2

Some facilities meet accessibility guidelines

3

Most facilities meet accessibility guidelines

4

The entire park meets accessibility guidelines

5

The entire park was developed using the principles of universal design

Restrooms: Men's

Lat/Long: [42.29201, -83.75162]

Finding: 1 - Pipes

The water and drain pipes under the lavatory are not adequately insulated.

Water supply and drain pipes under lavatories and sinks shall be insulated or otherwise configured to protect against contact. There shall be no sharp or abrasive surfaces under lavatories and sinks.

2010 ADAS Section 606.5

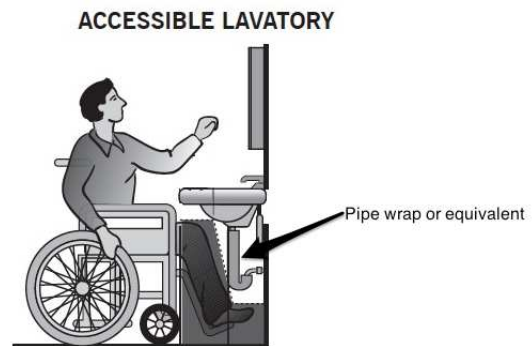

Water supply and drain pipes under lavatories and sinks shall be insulated or otherwise configured to protect against contact. There shall be no sharp or abrasive surfaces under lavatories and sinks.

Citation:

2010 ADAS Section: 606.5

As Built:

Pipes are not insulated



Restrooms: Men's

Lat/Long: [42.29182, -83.75108]

Finding: 2 - Feminine hygiene dispenser

The hygiene dispenser projects more than 4 inches into the circulation path.

Wall-mounted objects that have leading edges between 27 inches and 80 inches from the floor must not project more than 4 inches into the circulation path. Protruding objects that extend to the floor or within 27 inches of the floor are cane detectable and are therefore not hazardous. Where it is necessary or desirable to have objects protrude from the wall, a manner of cane detection must be provided.

2010 ADAS Section 307.2

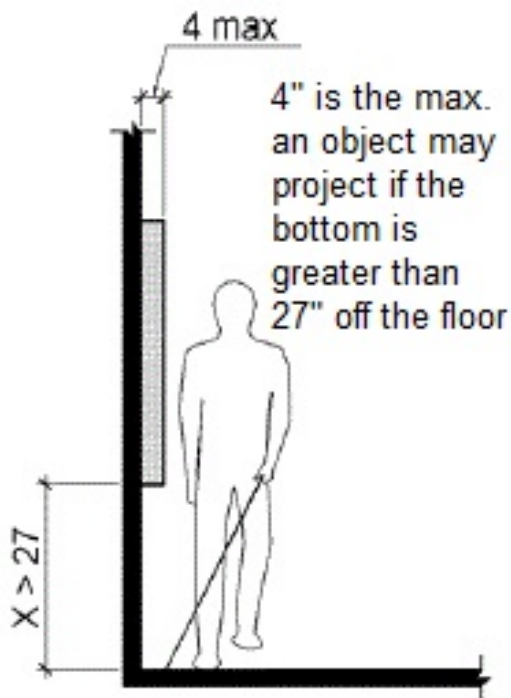
Objects with leading edges more than 27 inches (685 mm) and not more than 80 inches (2030 mm) above the finish floor or ground shall protrude 4 inches (100 mm) maximum horizontally into the circulation path.

Citation:

2010 ADAS Section: 307.2

As Built:

Protruding



Restrooms: Men's

Lat/Long: [42.29202, -83.75153]

Finding: 3 - Toilet compartment

The door encroaches into the minimum required compartment area.

Toilet compartment doors shall not swing into the minimum required compartment area.

Wheelchair accessible compartments shall be 60 inches wide minimum measured perpendicular to the side wall, and 56 inches deep minimum for wall hung water closets and 59 inches deep minimum for floor mounted water closets measured perpendicular to the rear wall.

2010 ADAS Section 604.8.1.2

Toilet compartment doors, including door hardware, shall comply with 404 except that if the approach is to the latch side of the compartment door, clearance between the door side of the compartment and any obstruction shall be 42 inches (1065 mm) minimum. Doors shall be located in the front partition or in the side wall or partition farthest from the water closet. Where located in the front partition, the door opening shall be 4 inches (100 mm) maximum from the side wall or partition farthest from the water closet. Where located in the side wall or partition, the door opening shall be 4 inches (100 mm) maximum from the front partition. The door shall be self-closing. A door pull complying with 404.2.7 shall be placed on both sides of the door near the latch. Toilet compartment doors shall not swing into the minimum required compartment area.

2010 ADAS Section 604.8.1.1

Wheelchair accessible compartments shall be 60 inches (1525 mm) wide minimum measured perpendicular to the side wall, and 56 inches (1420 mm) deep minimum for wall hung water closets and 59 inches (1500 mm) deep minimum for floor mounted water closets measured perpendicular to the rear wall. Wheelchair accessible compartments for children's use shall be 60 inches (1525 mm) wide minimum measured perpendicular to the side wall, and 59 inches (1500 mm) deep minimum for wall hung and floor mounted water closets measured perpendicular to the rear wall.

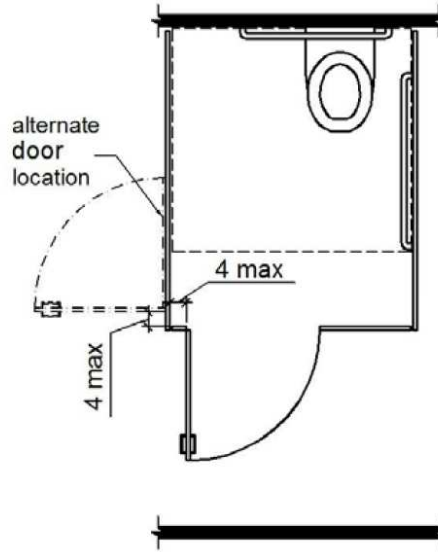

Citation:

2010 ADAS Section: 604.8.1.2, 604.8.1.1

As Built:

Door swings into the water closet clearance

Finding #3 Continued



Restrooms: Men's

Lat/Long: [42.29168, -83.75098]

Finding: 4 - Doors

The threshold is greater than 1/2 inch high.

The threshold at a doorway shall be no higher than 1/2 inch. Changes in level between 1/4 inch and 1/2 inch must be beveled at 1:2 or less. 1/4 inch is the maximum vertical rise.

2010 ADAS Section 404.2.5

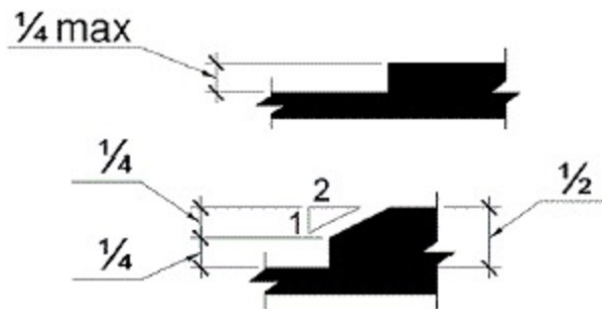
Thresholds, if provided at doorways, shall be 1/2 inch (13 mm) high maximum. Raised thresholds and changes in level at doorways shall comply with 302 and 303.

Citation:

2010 ADAS Section: 404.2.5

As Built:

Vertical change in level of 1"



Restrooms: Women's

Lat/Long: [42.29259, -83.75246]

Finding: 5 - Pipes

The water and drain pipes under the lavatory are not adequately insulated.

Water supply and drain pipes under lavatories and sinks shall be insulated or otherwise configured to protect against contact. There shall be no sharp or abrasive surfaces under lavatories and sinks.

2010 ADAS Section 606.5

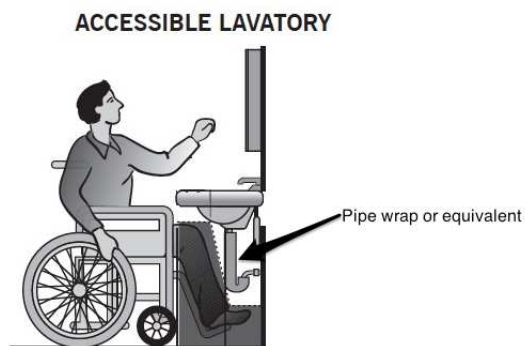
Water supply and drain pipes under lavatories and sinks shall be insulated or otherwise configured to protect against contact. There shall be no sharp or abrasive surfaces under lavatories and sinks.

Citation:

2010 ADAS Section: 606.5

As Built:

Pipes are not covered



Restrooms: Women's

Lat/Long: [42.29201, -83.75162]

Finding: 6 - Drinking fountain

There is no drinking fountain for standing persons.

No fewer than two drinking fountains shall be provided. One drinking fountain shall meet requirements for wheelchair accessibility and one drinking fountain shall meet requirements for standing persons.

Where a single drinking fountain complies with both wheelchair accessibility and requirements for standing persons, it shall be permitted to be substituted for two separate drinking fountains.

Spout outlets of drinking fountains for standing persons shall be 38 inches minimum and 43 inches maximum above the finish floor or ground.

2010 ADAS Section 602.7

Spout outlets of drinking fountains for standing persons shall be 38 inches (965 mm) minimum and 43 inches (1090 mm) maximum above the finish floor or ground.

2010 ADAS Section 211.2

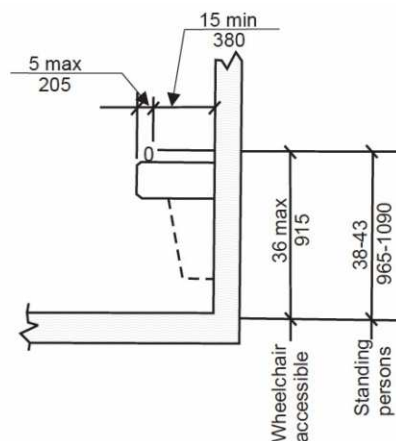
No fewer than two drinking fountains shall be provided. One drinking fountain shall comply with 602.1 through 602.6 and one drinking fountain shall comply with 602.7.

Citation:

2010 ADAS Section: 602.7, 211.2

As Built:

There is no high drinking fountain



Restrooms: Women's

Lat/Long: [42.2927, -83.75204]

Finding: 7 - Accessible stall

The restrooms is not nearly compliant.

- The restroom does not have the required minimum clear floor space or maneuvering clearances for the toilet.
- The restroom does not have the required minimum clear floor space or maneuvering clearances for the lavatory.
- The entry door does not contain the required minimum 60 inches maneuvering space on the pull side
- The entry door encroach into the required clear floor space for fixtures.
- Door opening pressure was measured at greater than 5 pounds.
- Grab bars are incorrectly installed.
- Accessories, such as toilet seat covers, paper towel holders, garbage cans, hand dryers and mirrors are either too high or without clear floor space or both.
- The restroom contain floor level changes greater than a 1/2 inch at the floor drains.

2010 ADAS Section 213.2

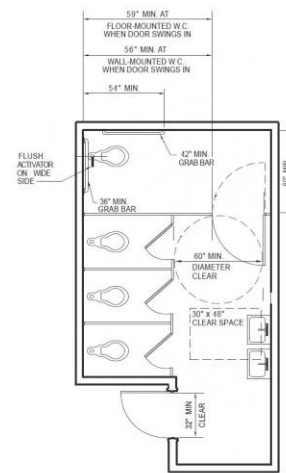

Where toilet rooms are provided, each toilet room shall comply with 603. Where bathing rooms are provided, each bathing room shall comply with 603.

Citation:

2010 ADAS Section: 213.2

As Built:

The stall is not accessible. Multiple violations



Finding #7 Additional Finding Photos



Basketball Court: Seating

Lat/Long: [42.2918, -83.75205]

Finding: 8 - Accessible route

There is no accessible route to the basketball court.

At least one accessible route shall connect accessible buildings, accessible facilities, accessible elements, and accessible spaces that are on the same site.

2010 ADAS Section 206.2.2

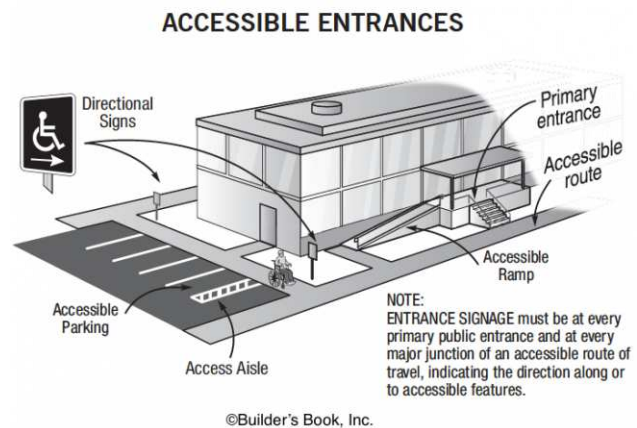
At least one accessible route shall connect accessible buildings, accessible facilities, accessible elements, and accessible spaces that are on the same site.

Citation:

2010 ADAS Section: 206.2.2

As Built:

No accessible route



Tennis Court: Entrance

Lat/Long: [42.29168, -83.75214]

Finding: 9 - Accessible route

There is no accessible route to the tennis court.

At least one accessible route shall connect accessible buildings, accessible facilities, accessible elements, and accessible spaces that are on the same site.

2010 ADAS Section 206.2.2

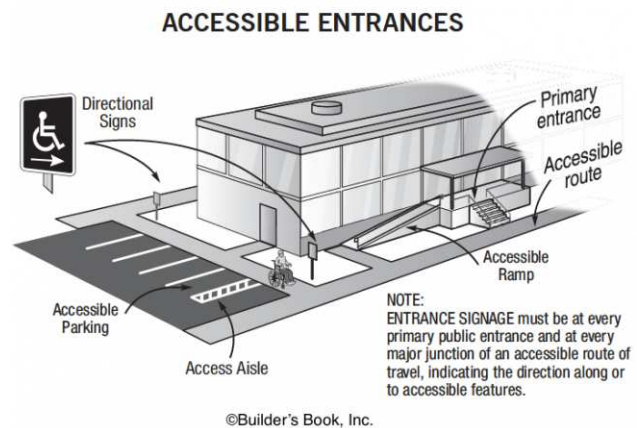
At least one accessible route shall connect accessible buildings, accessible facilities, accessible elements, and accessible spaces that are on the same site.

Citation:

2010 ADAS Section: 206.2.2

As Built:

No accessible route



Site Accessibility Evaluation



**Huron Highlands Park
400 Skydale Dr
Ann Arbor, MI 48104
ADA Only**

Inspection Date: 07/11/2022

Inspectors: Aileen Dryden, Arturo Pinero, Jesus Lardizabal, Juvelyn Owen, Olaf Brunjes

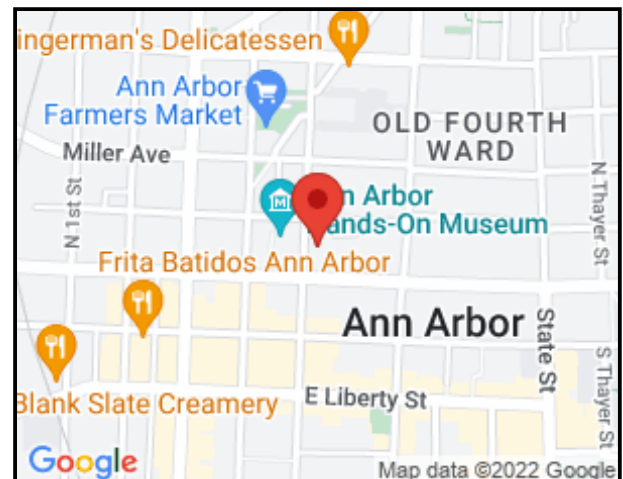
Prepared By



(512) 410 - 7059

alturalp.com

Report Date: 11/15/2022



DNR Accessibility Grading System for Parks and Recreation Facilities

Accessibility Grade

Definition

1

None of the facilities meet accessibility guidelines

2

Some facilities meet accessibility guidelines

3

Most facilities meet accessibility guidelines

4

The entire park meets accessibility guidelines

5

The entire park was developed using the principles of universal design

Play Area: Playground

Lat/Long: [42.30754, -83.73807]

Finding: 1 - Accessible route

There is no accessible route to the element.

At least one accessible route shall connect accessible buildings, accessible facilities, accessible elements, and accessible spaces that are on the same site.

2010 ADAS Section 206.2.2

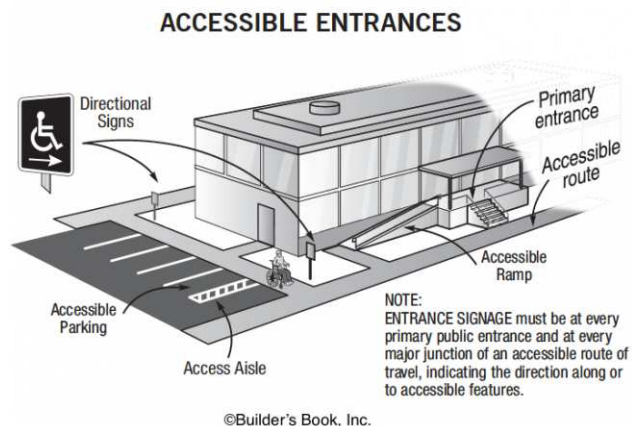
At least one accessible route shall connect accessible buildings, accessible facilities, accessible elements, and accessible spaces that are on the same site.

Citation:

2010 ADAS Section: 206.2.2

As Built:

No route to grill and picnic table



Play Area: Playground

Lat/Long: [42.30804, -83.7383]

Finding: 2 - Accessible route

There is no accessible route to the element.

At least one accessible route shall connect accessible buildings, accessible facilities, accessible elements, and accessible spaces that are on the same site.

2010 ADAS Section 206.2.2

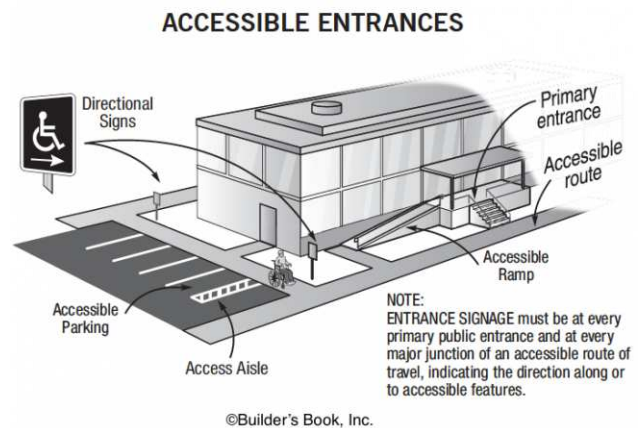
At least one accessible route shall connect accessible buildings, accessible facilities, accessible elements, and accessible spaces that are on the same site.

Citation:

2010 ADAS Section: 206.2.2

As Built:

No route to volleyball court



Play Area: Playground

Lat/Long: [42.30775, -83.73846]

Finding: 3 - Ground surface

Compliance with ASTM F1951 for accessibility for ground surfaces on accessible routes, clear floor or ground spaces, and turning spaces has not been determined.

Ground surfaces shall comply with ASTM F 1951. Ground surfaces shall be inspected and maintained regularly and frequently to ensure continued compliance with ASTM F 1951.

2010 ADAS Section 1008.2.6.1

Ground surfaces shall comply with ASTM F 1951 (incorporated by reference, see "Referenced Standards" in Chapter 1). Ground surfaces shall be inspected and maintained regularly and frequently to ensure continued compliance with ASTM F 1951.

Citation:

2010 ADAS Section: 1008.2.6.1

As Built:

Wood chips



Site Accessibility Evaluation



**Huron Hill Golf Course
3465 E Huron River Dr
Allen, MI 48104
ADA Only**

Inspection Date: 07/11/2022

Inspectors: Aileen Dryden, Arturo Pinero, Jesus Lardizabal, Juvelyn Owen, Olaf Brunjes

Prepared By



(512) 410 - 7059

alturalp.com

Report Date: 11/15/2022



DNR Accessibility Grading System for Parks and Recreation Facilities

Accessibility Grade

Definition

1

None of the facilities meet accessibility guidelines

2

Some facilities meet accessibility guidelines

3

Most facilities meet accessibility guidelines

4

The entire park meets accessibility guidelines

5

The entire park was developed using the principles of universal design

Parking: Parking Lot

Lat/Long: [42.2709, -83.69587]

Finding: 1 - Van Signage

The van stall is missing a sign identifying it as a van accessible stall.

Parking space identification signs shall include the International Symbol of Accessibility. Signs identifying van parking spaces shall contain the designation "van accessible."

2010 ADAS Section 502.6

Parking space identification signs shall include the International Symbol of Accessibility complying with 703.7.2.1. Signs identifying van parking spaces shall contain the designation "van accessible." Signs shall be 60 inches (1525 mm) minimum above the finish floor or ground surface measured to the bottom of the sign.

Citation:

2010 ADAS Section: 502.6

As Built:

Missing



Parking: Parking Lot

Lat/Long: [42.2709, -83.69587]

Finding: 2 - Running Slope

The running slope (long dimension) of the accessible parking stall exceeds 2%.

The running slope in an accessible parking stall and the access aisle must not exceed 2%.

2010 ADAS Section 502.4

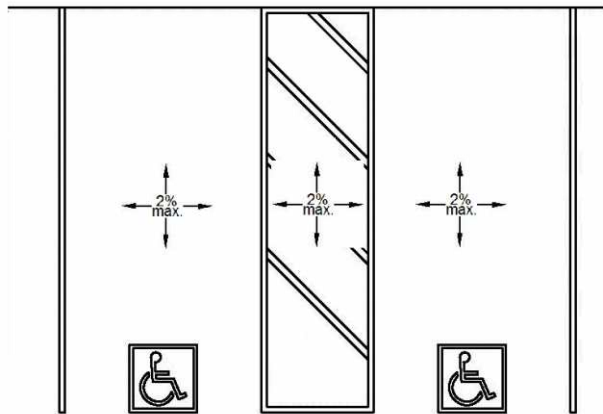
Parking spaces and access aisles serving them shall comply with 302. Access aisles shall be at the same level as the parking spaces they serve. Changes in level are not permitted.

Citation:

2010 ADAS Section: 502.4

As Built:

4.5%



Parking: Parking Lot

Lat/Long: [42.27154, -83.69698]

Finding: 3 - Running Slope

The accessible route on the site has running slopes greater than 5 percent and has not been constructed as a ramp (i.e. handrails, edge protection, etc.).

When the slope in the direction of travel of any walk exceeds 1 unit vertical in 20 units horizontal (5-percent slope), it must be constructed as a ramp. Surface cross slopes must not exceed one unit vertical in 48 units horizontal (2-percent slope).

2010 ADAS Section 403.3

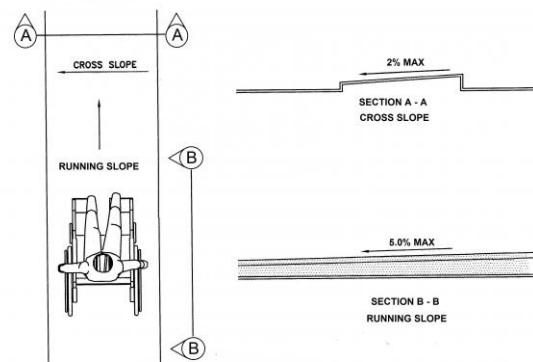
The running slope of walking surfaces shall not be steeper than 1:20. The cross slope of walking surfaces shall not be steeper than 1:48.

Citation:

2010 ADAS Section: 403.3

As Built:

Sidewalk from accessible parking to building entrance has a running slope of up to 9%



Exterior: Sidewalks

Lat/Long: [42.27156, -83.69676]

Finding: 4 - Van Stall

The accessible parking stall is not wide enough.

Each parking space must be at least 11 feet wide and shall be marked to define the width. The measurements of parking spaces and access aisles shall be made from the centerline of the markings.

Alternatively, the stall can be 8 feet wide minimum and the access aisle may be 8 feet wide.

The measurements of parking spaces and access aisles shall be made from the centerline of the markings. Where the parking space is not adjacent to another parking space or access aisle, the measurement shall be permitted to include the full width of the line defining the parking space.

2010 ADAS Section 502.2

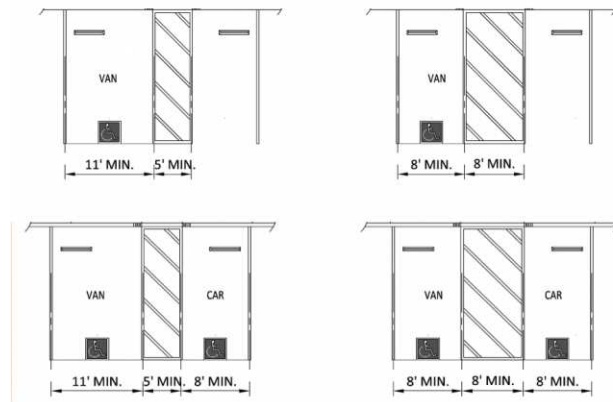
Car parking spaces shall be 96 inches (2440 mm) wide minimum and van parking spaces shall be 132 inches (3350 mm) wide minimum, shall be marked to define the width, and shall have an adjacent access aisle complying with 502.3.

Citation:

2010 ADAS Section: 502.2

As Built:

10' wide



Lobby: Reception Area

Lat/Long: [42.27158, -83.6968]

Finding: 5 - Sales Counter

The knee clearance does not extend a minimum 8 inches under the element at 27 inches above the finished floor and/or 11 inches minimum at 9 inches above the floor.

Space under an element between 9 inches and 27 inches above the finish floor or ground shall be considered knee clearance. Knee clearance shall extend 25 inches maximum under an element at 9 inches above the finish floor or ground. Knee clearance shall be 11 inches deep minimum at 9 inches above the finish floor or ground, and 8 inches deep minimum at 27 inches above the finish floor or ground. Knee clearance shall be 30 inches wide minimum.

2010 ADAS Section 306.1

Where space beneath an element is included as part of clear floor or ground space or turning space, the space shall comply with 306. Additional space shall not be prohibited beneath an element but shall not be considered as part of the clear floor or ground space or turning space.

Citation:

2010 ADAS Section: 306.1

As Built:

3" depth



Lobby: Reception Area

Lat/Long: [42.27169, -83.69688]

Finding: 6 - Doors

The door must have a smooth surface within 10 inches of the floor on the push side.

Swinging door surfaces within 10 inches of the finish floor or ground measured vertically must have a smooth surface on the push side extending the full width of the door. Parts creating horizontal or vertical joints in these surfaces shall be within 1/16 inch of the same plane as the other. All gates, including ticket gates, shall meet all applicable specifications for doors.

2010 ADAS Section 404.2.10

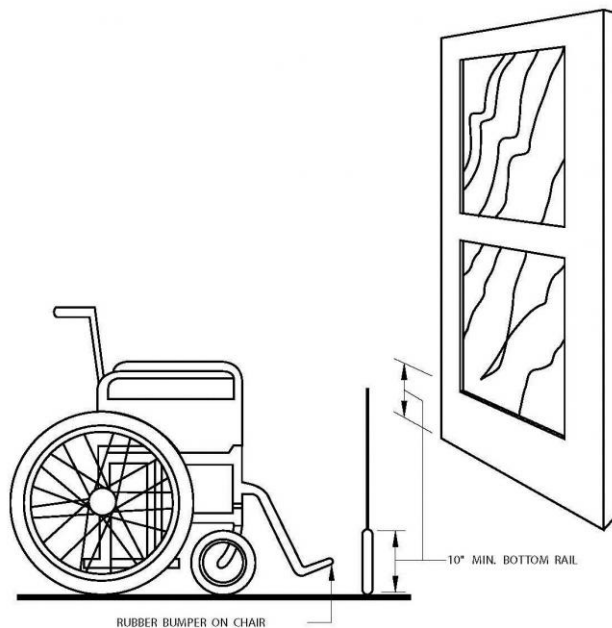
Swinging door and gate surfaces within 10 inches (255 mm) of the finish floor or ground measured vertically shall have a smooth surface on the push side extending the full width of the door or gate. Parts creating horizontal or vertical joints in these surfaces shall be within 1/16 inch (1.6 mm) of the same plane as the other. Cavities created by added kick plates shall be capped.

Citation:

2010 ADAS Section: 404.2.10

As Built:

Door smooth surface on all 4 entrance doors is 9 inches with hold-open devices



Lobby: Reception Area

Lat/Long: [42.27177, -83.69669]

Finding: 7 - Counter height

The top of the dining surface is not within the compliant height range.

The tops of tables and counters must be 28 inches to 34 inches from the floor or ground.

2010 ADAS Section 902.3


The tops of dining surfaces and work surfaces shall be 28 inches (710 mm) minimum and 34 inches (865 mm) maximum above the finish floor or ground.

Citation:

2010 ADAS Section: 902.3

As Built:

Fixed dining surface is 43 inches high



Dining or Work Surface

©Builder's Book, Inc.

Lobby: Reception Area

Lat/Long: [42.27177, -83.69669]

Finding: 8 - Protruding object

The counter projects more than 4 inches into the circulation path.

Wall-mounted objects that have leading edges between 27 inches and 80 inches from the floor must not project more than 4 inches into the circulation path. Protruding objects that extend to the floor or within 27 inches of the floor are cane detectable and are therefore not hazardous. Where it is necessary or desirable to have objects protrude from the wall, a manner of cane detection must be provided.

2010 ADAS Section 307.2

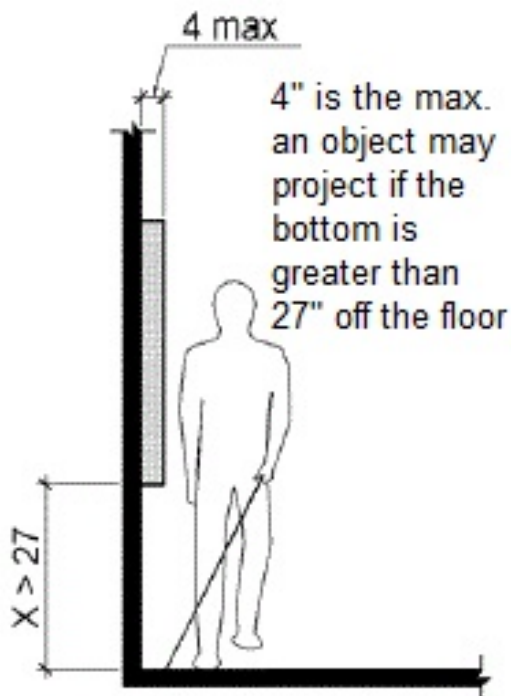
Objects with leading edges more than 27 inches (685 mm) and not more than 80 inches (2030 mm) above the finish floor or ground shall protrude 4 inches (100 mm) maximum horizontally into the circulation path.

Citation:

2010 ADAS Section: 307.2

As Built:

Fixed dining surface protrudes 26 inches from the wall



Lobby: Reception Area

Lat/Long: [42.27177, -83.69669]

Finding: 9 - Protruding object

The wall-mounted TV projects more than 4 inches into the circulation path.

Wall-mounted objects that have leading edges between 27 inches and 80 inches from the floor must not project more than 4 inches into the circulation path. Protruding objects that extend to the floor or within 27 inches of the floor are cane detectable and are therefore not hazardous. Where it is necessary or desirable to have objects protrude from the wall, a manner of cane detection must be provided.

2010 ADAS Section 307.2

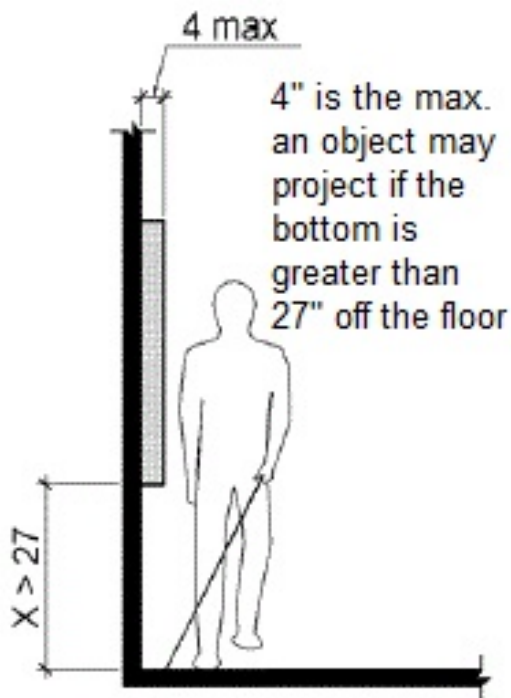
Objects with leading edges more than 27 inches (685 mm) and not more than 80 inches (2030 mm) above the finish floor or ground shall protrude 4 inches (100 mm) maximum horizontally into the circulation path.

Citation:

2010 ADAS Section: 307.2

As Built:

The wall-mounted TV protrudes 7 inches at 72 inches high



Lobby: Reception Area

Lat/Long: [42.27177, -83.69711]

Finding: 10 - Operable Parts

The door/gate operating hardware is not accessible.

Hand-activated door/gate opening hardware, handles, pulls, latches, locks, and other operating devices on accessible doors shall have a shape that is easy to grasp with one hand and does not require tight grasping, pinching or twisting of the wrist to operate. Hardware shall be 34 inches minimum and 48 inches maximum above the finish floor or ground.

2010 ADAS Section 404.2.7

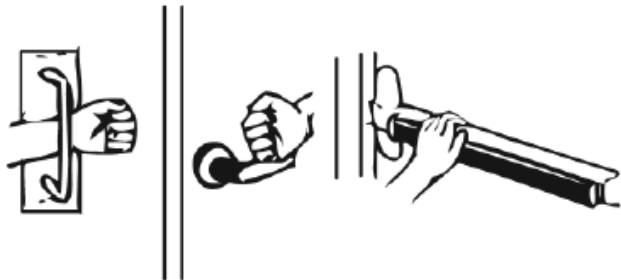

Handles, pulls, latches, locks, and other operable parts on doors and gates shall comply with 309.4. Operable parts of such hardware shall be 34 inches (865 mm) minimum and 48 inches (1220 mm) maximum above the finish floor or ground. Where sliding doors are in the fully open position, operating hardware shall be exposed and usable from both sides.

Citation:

2010 ADAS Section: 404.2.7

As Built:

Door to janitor closet has a knob



Lobby: Reception Area

Lat/Long: [42.27164, -83.69679]

Finding: 11 - Maneuvering clearance

The maneuvering clearance at the door does not provide compliant latch side clearance.

Doors with an approach from the latch side must have a maneuvering clearance on the pull side that is a minimum of 48 inches in depth perpendicular to the door in a close position by a minimum width dimension of 24 inches plus the door width. The additional 24 inches must extend past the door on the latch side. The entire maneuvering clearance must be free of obstructions and must be flat (2% max. slope is considered flat in any direction).

2010 ADAS Section 404.2.4.1

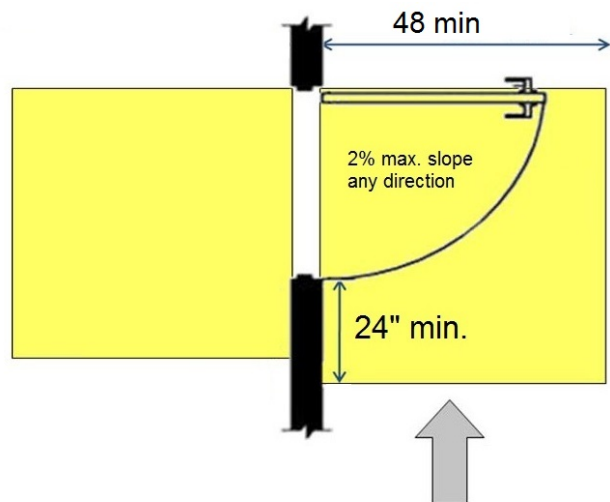
Swinging doors and gates shall have maneuvering clearances complying with Table 404.2.4.1.

Citation:

2010 ADAS Section: 404.2.4.1

As Built:

Door maneuvering clearance is only 5 inches



Lobby: Hallway

Lat/Long: [42.27156, -83.69676]

Finding: 12 - Drinking Fountain

The clear floor space required at accessible drinking fountains is not positioned for a forward approach.

Units shall have a clear floor or ground space positioned for a forward approach and centered on the unit.

2010 ADAS Section 602.2

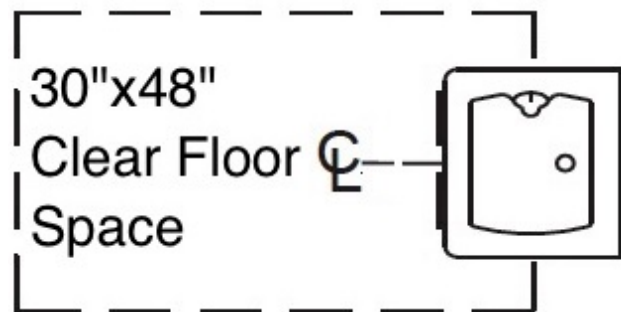
Units shall have a clear floor or ground space complying with 305 positioned for a forward approach and centered on the unit. Knee and toe clearance complying with 306 shall be provided.

Citation:

2010 ADAS Section: 602.2

As Built:

Drink fridge



Lobby: Hallway

Lat/Long: [42.27158, -83.6968]

Finding: 13 - Sink

The top of the sink is above the allowable height requirement.

Sinks shall be installed with the front of the higher of the rim or counter surface 34 inches maximum above the finish floor or ground.

2010 ADAS Section 606.3

Lavatories and sinks shall be installed with the front of the higher of the rim or counter surface 34 inches (865 mm) maximum above the finish floor or ground.

Citation:

2010 ADAS Section: 606.3

As Built:

38" rim height



Lobby: Men's Restroom

Lat/Long: [42.27179, -83.69704]

Finding: 14 - Mirror

The mirror is mounted too high.

Mirrors must have the bottom edge of the reflecting surface a maximum of 40 inches above the floor if above a sink or counter. Mirrors not located above lavatories or countertops shall be installed with the bottom edge of the reflecting surface 35 inches maximum above the finish floor or ground.

2010 ADAS Section 603.3

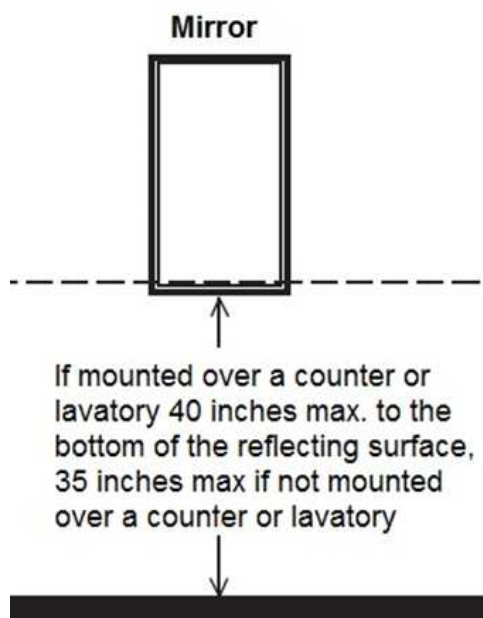
Mirrors located above lavatories or countertops shall be installed with the bottom edge of the reflecting surface 40 inches (1015 mm) maximum above the finish floor or ground. Mirrors not located above lavatories or countertops shall be installed with the bottom edge of the reflecting surface 35 inches (890 mm) maximum above the finish floor or ground.

Citation:

2010 ADAS Section: 603.3

As Built:

Mirror is 45 inches high to the reflective surface



Lobby: Men's Restroom

Lat/Long: [42.27179, -83.69704]

Finding: 15 - Pipes

The water and drain pipes under the lavatory are not adequately insulated.

Water supply and drain pipes under lavatories and sinks shall be insulated or otherwise configured to protect against contact. There shall be no sharp or abrasive surfaces under lavatories and sinks.

2010 ADAS Section 606.5

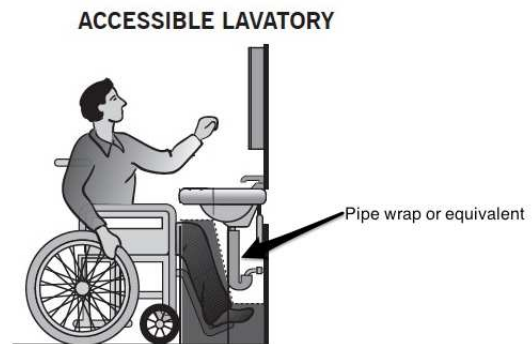
Water supply and drain pipes under lavatories and sinks shall be insulated or otherwise configured to protect against contact. There shall be no sharp or abrasive surfaces under lavatories and sinks.

Citation:

2010 ADAS Section: 606.5

As Built:

Lavatory does not have pipe insulation



Lobby: Men's Restroom

Lat/Long: [42.27179, -83.69704]

Finding: 16 - Sink

The top rim of the lavatory is too high.

All lavatories that are designated to be accessible shall be a minimum 17 inches in horizontal depth and mounted with the rim or counter edge no higher than 34 inches above the finished floor.

2010 ADAS Section 606.3

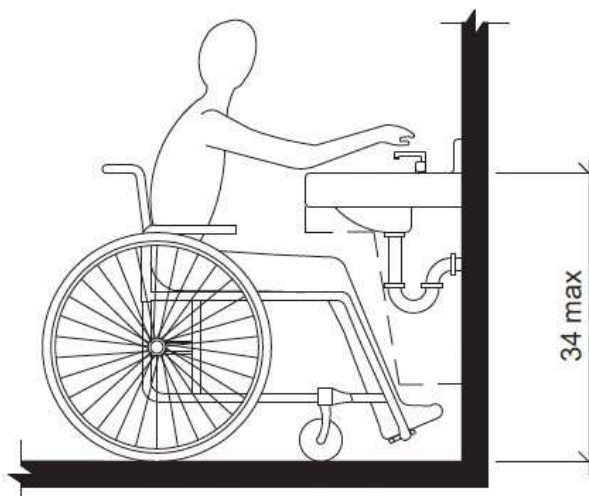
Lavatories and sinks shall be installed with the front of the higher of the rim or counter surface 34 inches (865 mm) maximum above the finish floor or ground.

Citation:

2010 ADAS Section: 606.3

As Built:

Lavatory rim is 35 inches high



Lobby: Men's Restroom

Lat/Long: [42.27161, -83.69681]

Finding: 17 - Maneuvering clearance

The maneuvering clearance on the pull side of the door extends less than 18 inches beyond the latch side of the door.

Maneuvering space for interior doors on the pull side with a front approach must be flat (2% max. slope in any direction) for a minimum distance of 60 inches in the direction of travel. The width of the maneuvering space must be as wide as the door plus an additional 18 inches on the latch side. This latch side clearance must also be flat (2% max. slope in any direction) and clear of obstructions.

2010 ADAS Section 404.2.4.1

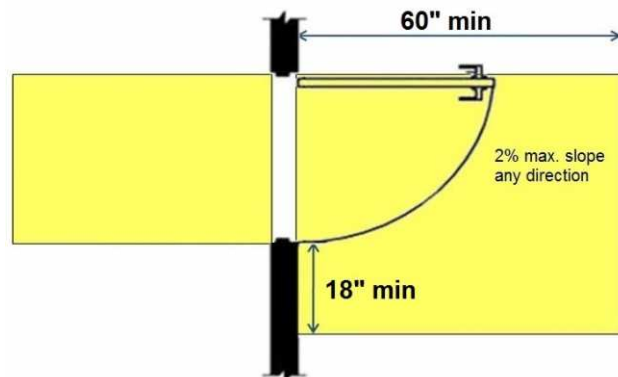
Swinging doors and gates shall have maneuvering clearances complying with Table 404.2.4.1.

Citation:

2010 ADAS Section: 404.2.4.1

As Built:

Restroom door only has 13 inches on the pull side



Lobby: Men's Restroom

Lat/Long: [42.27232, -83.69685]

Finding: 18 - Grab bars

The space below the grab bar and/or at the ends is less than 1 1/2 inches.

The space between the wall and the grab bar shall be 1 1/2 inches. Adjacent elements shall be positioned to provide unobstructed use of grab bars. The space between the grab bar and projecting objects below and at the ends shall be 1-1/2 inches minimum. The space between the grab bar and projecting objects above shall be 12 inches minimum.

2010 ADAS Section 609.3

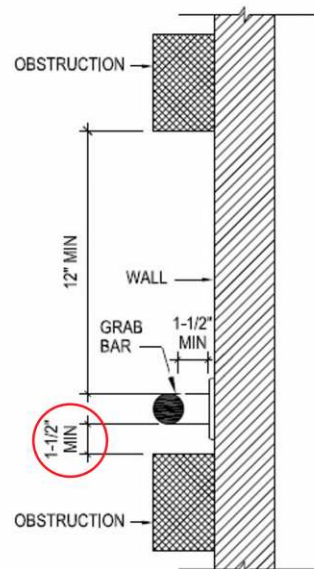
The space between the wall and the grab bar shall be 1 1/2 inches (38 mm). The space between the grab bar and projecting objects below and at the ends shall be 1 1/2 inches (38 mm) minimum. The space between the grab bar and projecting objects above shall be 12 inches (305 mm) minimum.

Citation:

2010 ADAS Section: 609.3

As Built:

Toilet paper dispenser is 1 inch below the grab bar



Lobby: Men's Restroom

Lat/Long: [42.27232, -83.69685]

Finding: 19 - Dispenser

The toilet paper is not installed within the compliant range.

Toilet paper dispensers shall be 7 inches minimum and 9 inches maximum in front of the water closet measured to the centerline of the dispenser. The outlet of the dispenser shall be 15 inches minimum and 48 inches maximum above the finish floor and shall not be located behind grab bars. Dispensers shall not be of a type that controls delivery or that does not allow continuous paper flow. There shall be a clearance of 1 1/2 inches minimum below the grab bar.

2010 ADAS Section 604.7

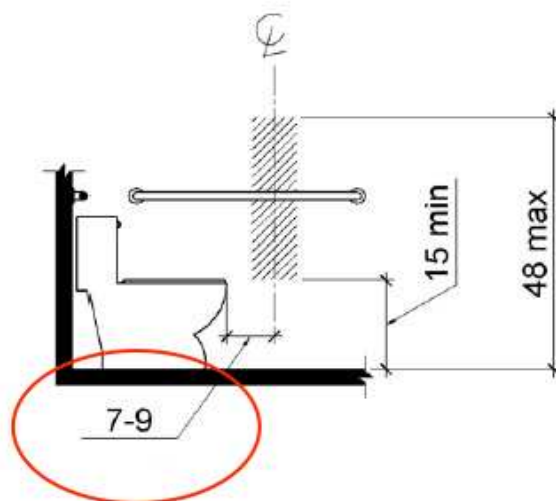
Toilet paper dispensers shall comply with 309.4 and shall be 7 inches (180 mm) minimum and 9 inches (230 mm) maximum in front of the water closet measured to the centerline of the dispenser. The outlet of the dispenser shall be 15 inches (380 mm) minimum and 48 inches (1220 mm) maximum above the finish floor and shall not be located behind grab bars. Dispensers shall not be of a type that controls delivery or that does not allow continuous paper flow.

Citation:

2010 ADAS Section: 604.7

As Built:

Toilet paper dispenser is 11 inches in front of the water closet



Lobby: Men's Restroom

Lat/Long: [42.27178, -83.69711]

Finding: 20 - Protruding object

The feminine product dispenser projects more than 4 inches into the circulation path.

Wall-mounted objects that have leading edges between 27 inches and 80 inches from the floor must not project more than 4 inches into the circulation path. Protruding objects that extend to the floor or within 27 inches of the floor are cane detectable and are therefore not hazardous. Where it is necessary or desirable to have objects protrude from the wall, a manner of cane detection must be provided.

2010 ADAS Section 307.2

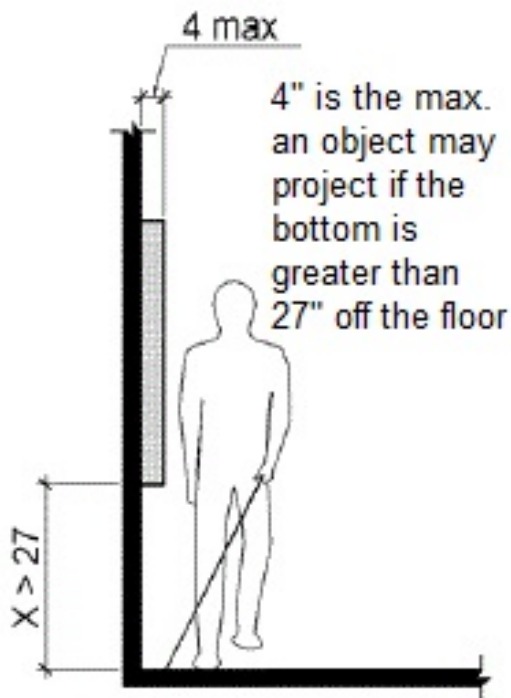
Objects with leading edges more than 27 inches (685 mm) and not more than 80 inches (2030 mm) above the finish floor or ground shall protrude 4 inches (100 mm) maximum horizontally into the circulation path.

Citation:

2010 ADAS Section: 307.2

As Built:

The wall-mounted shelf protrudes 8 inches at 65 inches high



Lobby: Men's Restroom

Lat/Long: [42.27169, -83.69701]

Finding: 21 - Flush valve

The flush handle is located on the wrong side of the toilet.

Controls shall be operable with one hand and shall not require tight grasping, pinching or twisting. Controls for the flush valves shall be mounted on the wide side of toilet areas, no more than 48 inches above the floor.

2010 ADAS Section 604.6

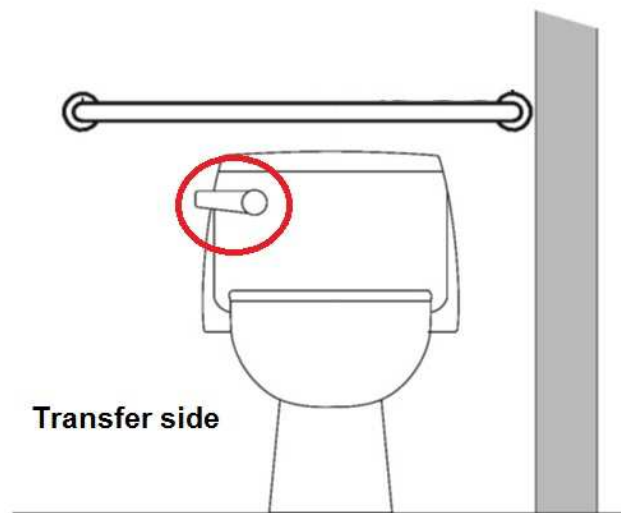
Flush controls shall be hand operated or automatic. Hand operated flush controls shall comply with 309. Flush controls shall be located on the open side of the water closet except in ambulatory accessible compartments complying with 604.8.2.

Citation:

2010 ADAS Section: 604.6

As Built:

The flush valve is on the top of the tank



Lobby: Men's Restroom

Lat/Long: [42.27178, -83.69711]

Finding: 22 - Protruding object

The feminine product dispenser projects more than 4 inches into the circulation path.

Wall-mounted objects that have leading edges between 27 inches and 80 inches from the floor must not project more than 4 inches into the circulation path. Protruding objects that extend to the floor or within 27 inches of the floor are cane detectable and are therefore not hazardous. Where it is necessary or desirable to have objects protrude from the wall, a manner of cane detection must be provided.

2010 ADAS Section 307.2

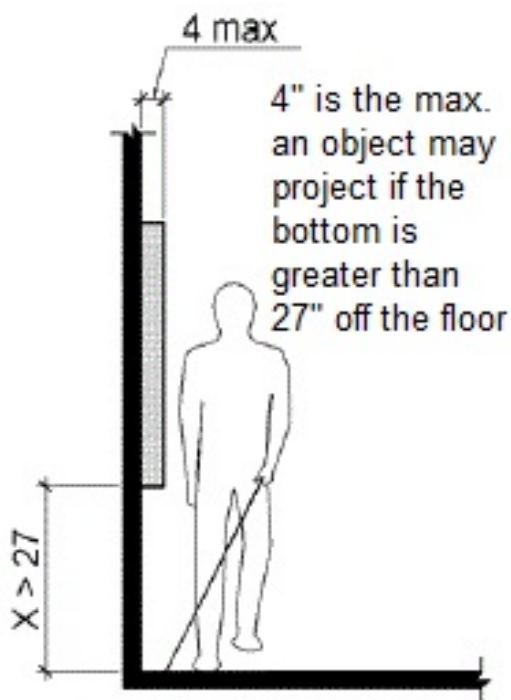
Objects with leading edges more than 27 inches (685 mm) and not more than 80 inches (2030 mm) above the finish floor or ground shall protrude 4 inches (100 mm) maximum horizontally into the circulation path.

Citation:

2010 ADAS Section: 307.2

As Built:

Feminine product dispenser inside the men's restroom protrudes 5-1/2 inches



Lobby: Women's Restroom

Lat/Long: [42.27158, -83.6968]

Finding: 23 - Pipe Insulation

The water and drain pipes under the lavatory are not adequately insulated.

Water supply and drain pipes under lavatories and sinks shall be insulated or otherwise configured to protect against contact. There shall be no sharp or abrasive surfaces under lavatories and sinks.

2010 ADAS Section 606.5

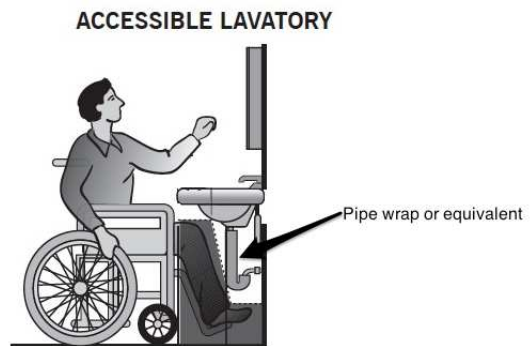
Water supply and drain pipes under lavatories and sinks shall be insulated or otherwise configured to protect against contact. There shall be no sharp or abrasive surfaces under lavatories and sinks.

Citation:

2010 ADAS Section: 606.5

As Built:

Missing



Lobby: Women's Restroom

Lat/Long: [42.27158, -83.6968]

Finding: 24 - Compartment Door

The door is not located on the wall or partition farthest from the water closet.

Doors shall be located in the front partition or in the side wall or partition farthest from the water closet. Where located in the front partition, the door opening shall be 4 inches maximum from the side wall or partition farthest from the water closet. Where located in the side wall or partition, the door opening shall be 4 inches maximum from the front partition. The door shall be self-closing.

Toilet compartment doors shall not swing into the minimum required compartment area.

2010 ADAS Section 604.8.1.2

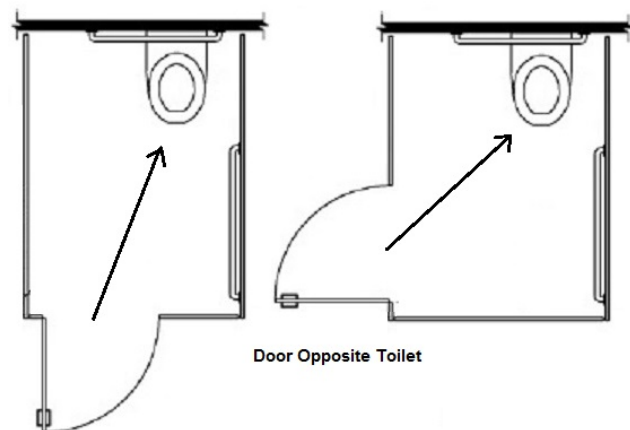
Toilet compartment doors, including door hardware, shall comply with 404 except that if the approach is to the latch side of the compartment door, clearance between the door side of the compartment and any obstruction shall be 42 inches (1065 mm) minimum. Doors shall be located in the front partition or in the side wall or partition farthest from the water closet. Where located in the front partition, the door opening shall be 4 inches (100 mm) maximum from the side wall or partition farthest from the water closet. Where located in the side wall or partition, the door opening shall be 4 inches (100 mm) maximum from the front partition. The door shall be self-closing. A door pull complying with 404.2.7 shall be placed on both sides of the door near the latch. Toilet compartment doors shall not swing into the minimum required compartment area.

Citation:

2010 ADAS Section: 604.8.1.2

As Built:

N/A



Changing Room: Women's Changing Room

Lat/Long: [42.27158, -83.6968]

Finding: 25 - Changing Room Bench

There is no compliant bench within the room.

An accessible bench shall be provided within the room. The bench shall be 42 inches long minimum and 20 inches deep minimum to 24 inches deep maximum. The bench shall provide for back support or shall be affixed to a wall along its long dimension. Back support shall be 42 inches long minimum and shall extend from a point 2 inches maximum above the seat surface to a point 18 inches minimum above the seat surface. Back support shall be 2-1/2 inches maximum from the rear edge of the seat measured horizontally. The bench must be mounted 17 to 19 inches above the finish floor. A clear floor space measuring 30 inches by 48 inches (or 36 inches by 48 inches if located in an alcove) shall be provided alongside the narrow side of the bench to allow a person using a wheelchair to make a side transfer onto the bench.

2010 ADAS Section 803.4


A bench complying with 903 shall be provided within the room.

Citation:

2010 ADAS Section: 803.4

As Built:

Missing



Changing Room: Women's Changing Room

Lat/Long: [42.27158, -83.6968]

Finding: 26 - Coat Hook

The coat hook is installed greater than 48 inches above the finished floor.

Coat hooks provided within the room shall be located within compliant reach range for a forward or parallel approach.

Where a forward reach is unobstructed, the high forward reach shall be 48 inches maximum above the finished floor. Where the reach depth exceeds 20 inches, the high forward reach shall be 44 inches maximum and the reach depth shall be 25 inches maximum. Where a side reach is unobstructed, the high side reach shall be 48 inches maximum above the finished floor for a reach depth of 10 inches maximum. Where the reach depth exceeds 10 inches, the high side reach shall be 46 inches maximum for a reach depth of 24 inches maximum. Where the high side reach is over an obstruction, the height of the obstruction shall be 34 inches maximum and the depth of the obstruction shall be 24 inches maximum.

2010 ADAS Section 308.2.1

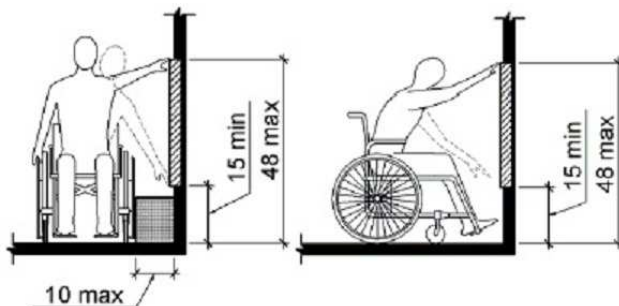

Where a forward reach is unobstructed, the high forward reach shall be 48 inches (1220 mm) maximum and the low forward reach shall be 15 inches (380 mm) minimum above the finish floor or ground.

Citation:

2010 ADAS Section: 308.2.1

As Built:

56"



Changing Room: Women's Changing Room

Lat/Long: [42.27158, -83.6968]

Finding: 27 - Wall Shelf

The shelf is not mounted within the required range.

Shelves shall be located 40 inches minimum and 48 inches maximum above the finish floor.

2010 ADAS Section 803.5


Coat hooks provided within the room shall be located within one of the reach ranges specified in 308. Shelves shall be 40 inches (1015 mm) minimum and 48 inches (1220 mm) maximum above the finish floor or ground.

Citation:

2010 ADAS Section: 803.5

As Built:

67"



Changing Room: Women's Changing Room

Lat/Long: [42.27159, -83.6968]

Finding: 28 - Dispenser

The dispenser projects more than 4 inches into the circulation path.

Wall-mounted objects that have leading edges between 27 inches and 80 inches from the floor must not project more than 4 inches into the circulation path. Protruding objects that extend to the floor or within 27 inches of the floor are cane detectable and are therefore not hazardous. Where it is necessary or desirable to have objects protrude from the wall, a manner of cane detection must be provided.

2010 ADAS Section 307.2

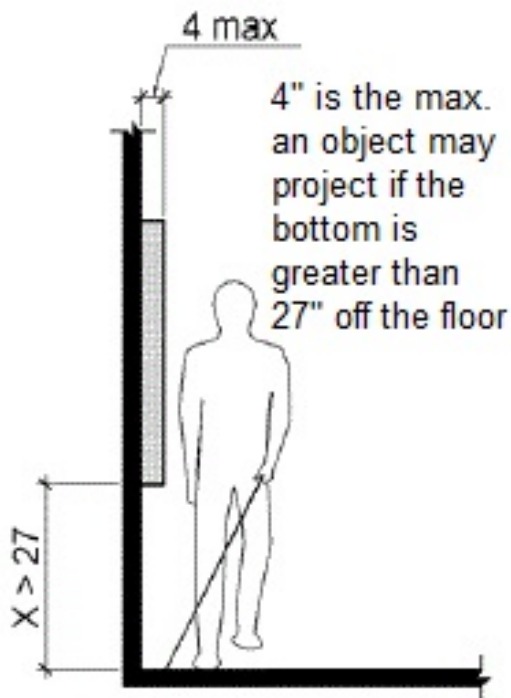
Objects with leading edges more than 27 inches (685 mm) and not more than 80 inches (2030 mm) above the finish floor or ground shall protrude 4 inches (100 mm) maximum horizontally into the circulation path.

Citation:

2010 ADAS Section: 307.2

As Built:

Protruding object



Workshop Area: Workshop

Lat/Long: [42.27158, -83.6968]

Finding: 29 - Threshold

The threshold is greater than 1/2 inch high.

The threshold at a doorway shall be no higher than 1/2 inch. Changes in level between 1/4 inch and 1/2 inch must be beveled at 1:2 or less. 1/4 inch is the maximum vertical rise.

2010 ADAS Section 404.2.5

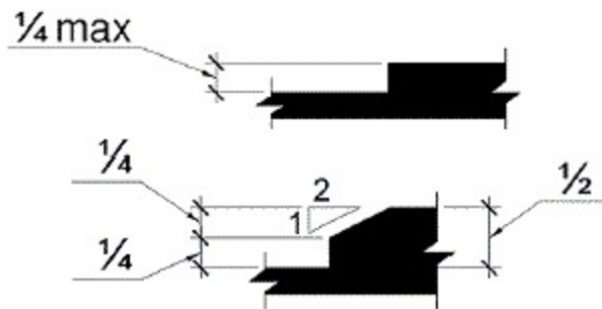
Thresholds, if provided at doorways, shall be 1/2 inch (13 mm) high maximum. Raised thresholds and changes in level at doorways shall comply with 302 and 303.

Citation:

2010 ADAS Section: 404.2.5

As Built:

3" threshold



Workshop Area: Workshop

Lat/Long: [42.27158, -83.6968]

Finding: 30 - Hardware

The door/gate operating hardware is not accessible.

Hand-activated door/gate opening hardware, handles, pulls, latches, locks, and other operating devices on accessible doors shall have a shape that is easy to grasp with one hand and does not require tight grasping, pinching or twisting of the wrist to operate. Hardware shall be 34 inches minimum and 48 inches maximum above the finish floor or ground.

2010 ADAS Section 404.2.7

Handles, pulls, latches, locks, and other operable parts on doors and gates shall comply with 309.4. Operable parts of such hardware shall be 34 inches (865 mm) minimum and 48 inches (1220 mm) maximum above the finish floor or ground. Where sliding doors are in the fully open position, operating hardware shall be exposed and usable from both sides.

Citation:

2010 ADAS Section: 404.2.7

As Built:

3" threshold



Workshop Area: Workshop

Lat/Long: [42.27198, -83.69807]

Finding: 31

The restroom is not nearly compliant.

The restroom does not have the required minimum clear floor space or maneuvering clearances for the toilet. The restroom does not have the required minimum clear floor space or maneuvering clearances for the lavatory. The entry door does not contain the required minimum maneuvering spaces on the pull/push sides. The entry door encroach into the required clear floor space for fixtures. Grab bars are missing and/or incorrectly installed. Accessories, such as toilet seat covers, paper towel holders, garbage cans, hand dryers, and mirrors are either too high or without clear floor space or both.

2010 ADAS Section 213.2

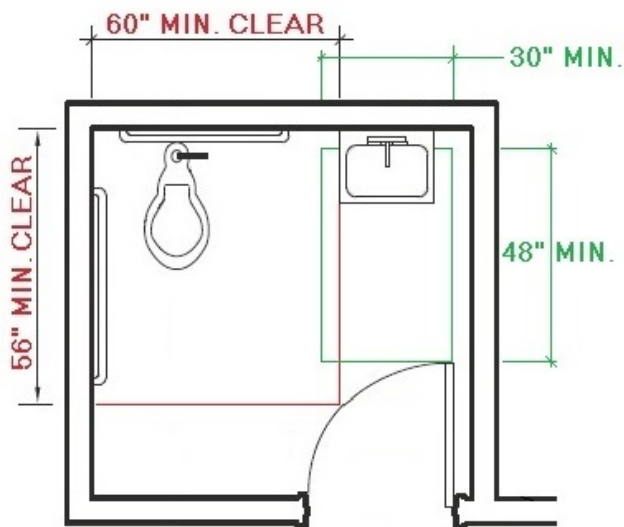

Where toilet rooms are provided, each toilet room shall comply with 603. Where bathing rooms are provided, each bathing room shall comply with 603.

Citation:

2010 ADAS Section: 213.2

As Built:

Restroom inside workshop is not compliant, does not have any compliant elements



Site Accessibility Evaluation



**Huron Parkway Nature Area
1905 E Huron St
Burns Park, MI 48104
ADA Only**

Inspection Date: 05/23/2022

Inspectors: Aileen Dryden, Arturo Pinero

Prepared By



(512) 410 - 7059

alturalp.com

Report Date: 11/15/2022



DNR Accessibility Grading System for Parks and Recreation Facilities

Accessibility Grade

Definition

1

None of the facilities meet accessibility guidelines

2

Some facilities meet accessibility guidelines

3

Most facilities meet accessibility guidelines

4

The entire park meets accessibility guidelines

5

The entire park was developed using the principles of universal design

Trail System: Trail

Lat/Long: [42.26136, -83.69286]

Finding: 1 - Accessible route

The route contains openings greater than 1/2 inch.

Openings in floor or ground surfaces shall not allow passage of a sphere more than 1/2 inch diameter. Elongated openings shall be placed so that the long dimension is perpendicular to the dominant direction of travel.

2010 ADAS Section 302.3


Openings in floor or ground surfaces shall not allow passage of a sphere more than 1/2 inch (13 mm) diameter except as allowed in 407.4.3, 409.4.3, 410.4, 810.5.3 and 810.10. Elongated openings shall be placed so that the long dimension is perpendicular to the dominant direction of travel.

Citation:

2010 ADAS Section: 302.3

As Built:

Trail contains openings



Green Space: Picnic Area

Lat/Long: [42.261, -83.69248]

Finding: 2 - Clear Floor Space

The clear floor space required at the (XX) has a change in elevation..

Changes in level are not permitted at required clear floor or ground space except that slopes not steeper than 1:48 shall be permitted.

2010 ADAS Section 305.2

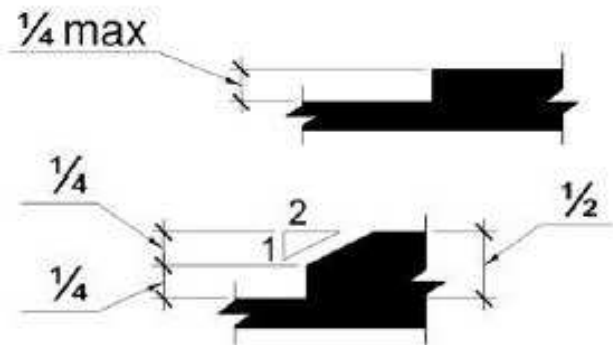
Floor or ground surfaces of a clear floor or ground space shall comply with 302. Changes in level are not permitted.

Citation:

2010 ADAS Section: 305.2

As Built:

opening on the clear floor space



Site Accessibility Evaluation



Iroquois Park
1404 Iroquois PI
Ann Arbor, MI 48104
ADA Only
Inspection Date: 05/23/2022
Inspectors: Aileen Dryden, Arturo Pinero

Prepared By



(512) 410 - 7059

alturalp.com

Report Date: 11/15/2022



DNR Accessibility Grading System for Parks and Recreation Facilities

Accessibility Grade

Definition

1

None of the facilities meet accessibility guidelines

2

Some facilities meet accessibility guidelines

3

Most facilities meet accessibility guidelines

4

The entire park meets accessibility guidelines

5

The entire park was developed using the principles of universal design

Trail System: Trail

Lat/Long: [42.25946, -83.73197]

Finding: 1 - Accessible route

The walkway contains abrupt vertical edges and/or variations over a 1/2 inch.

1/4 inch is the maximum vertical rise. Changes in level between 1/4 inch and 1/2 inch must be beveled at 1:2 or less.

Changes in level greater than 1/2 inch must be by way of a ramp.

2010 ADAS Section 303.3

Changes in level between 1/4 inch (6.4 mm) high minimum and 1/2 inch (13 mm) high maximum shall be beveled with a slope not steeper than 1:2.

2010 ADAS Section 303.2

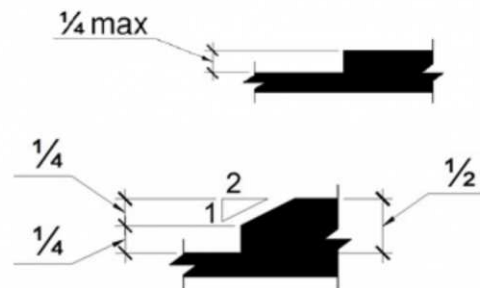
Changes in level of 1/4 inch (6.4 mm) high maximum shall be permitted to be vertical.

Citation:

2010 ADAS Section: 303.3, 303.2

As Built:

N/A



Trail System: Trail

Lat/Long: [42.25957, -83.73221]

Finding: 2 - Protruding object

The vegetation extends down too close to the route of travel.

Any obstruction that overhangs a circulation route must be a minimum of 80 inches above the walking surface as measured from the bottom of the obstruction.

2010 ADAS Section 307.3

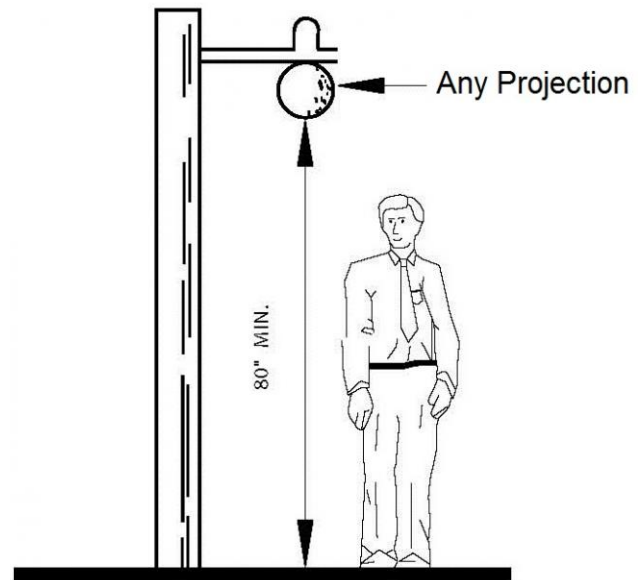
Free-standing objects mounted on posts or pylons shall overhang circulation paths 12 inches (305 mm) maximum when located 27 inches (685 mm) minimum and 80 inches (2030 mm) maximum above the finish floor or ground. Where a sign or other obstruction is mounted between posts or pylons and the clear distance between the posts or pylons is greater than 12 inches (305 mm), the lowest edge of such sign or obstruction shall be 27 inches (685 mm) maximum or 80 inches (2030 mm) minimum above the finish floor or ground.

Citation:

2010 ADAS Section: 307.3

As Built:

Vegetation



Green Space: Receptacle

Lat/Long: [42.25974, -83.73196]

Finding: 3 - Route

The accessible route contains loose gravel and/or surface materials that do not provide for a stable, firm slip resistant surface.

Floor and ground surfaces shall be stable, firm, and slip resistant.

2010 ADAS Section 302.1

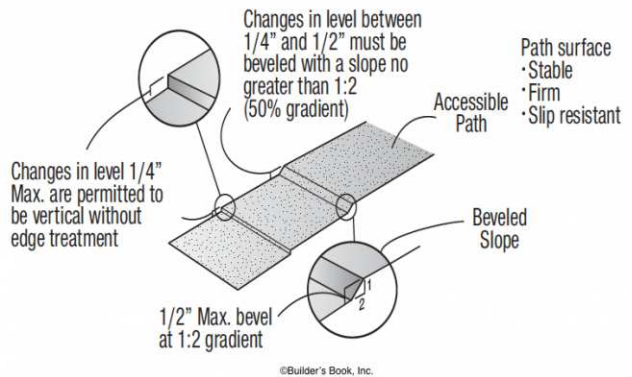
Floor and ground surfaces shall be stable, firm, and slip resistant and shall comply with 302.

Citation:

2010 ADAS Section: 302.1

As Built:

Surface is grass



Site Accessibility Evaluation



**Island Park
1420 Island Dr
Northside, MI 48105
ADA Only**

Inspection Date: 05/23/2022

Inspectors: Aileen Dryden, Arturo Pinero, Jesus Lardizabal, Juvelyn Owen, Olaf Brunjes

Prepared By



(512) 410 - 7059

alturalp.com

Report Date: 06/01/2023



Parking: Parking Lot

Lat/Long: [42.29051, -83.73059]

Finding: 1

The van stall is missing a sign identifying it as a van accessible stall.

Parking space identification signs shall include the International Symbol of Accessibility. Signs identifying van parking spaces shall contain the designation "van accessible."

2010 ADAS Section 502.6

Parking space identification signs shall include the International Symbol of Accessibility complying with 703.7.2.1. Signs identifying van parking spaces shall contain the designation "van accessible." Signs shall be 60 inches (1525 mm) minimum above the finish floor or ground surface measured to the bottom of the sign.

Citation:

2010 ADAS Section: 502.6

As Built:

No van accessible sign



Parking: Parking Lot

Lat/Long: [42.29155, -83.72835]

Finding: 2

The surfaces of the accessible parking spaces and access aisles are not firm, stable, and slip resistant.

Floor and ground surfaces shall be stable, firm, and slip resistant

Parking spaces and access aisles serving them shall comply with 302. Access aisles shall be at the same level as the parking spaces they serve. Changes in level are not permitted.

2010 ADAS Section 502.4

Parking spaces and access aisles serving them shall comply with 302. Access aisles shall be at the same level as the parking spaces they serve. Changes in level are not permitted.

2010 ADAS Section 302.1

Floor and ground surfaces shall be stable, firm, and slip resistant and shall comply with 302.

Citation:

2010 ADAS Section: 502.4, 302.1

As Built:

Asphalt on parking stall is broken on parking lot by restrooms



Finding #2 Additional Finding Photos



Parking: Parking Lot

Lat/Long: [42.29131, -83.72871]

Finding: 3

The walkway contains abrupt vertical edges and/or variations over a 1/2 inch.

1/4 inch is the maximum vertical rise. Changes in level between 1/4 inch and 1/2 inch must be beveled at 1:2 or less.

Changes in level greater than 1/2 inch must be by way of a ramp.

2010 ADAS Section 303.3

Changes in level between 1/4 inch (6.4 mm) high minimum and 1/2 inch (13 mm) high maximum shall be beveled with a slope not steeper than 1:2.

2010 ADAS Section 303.2

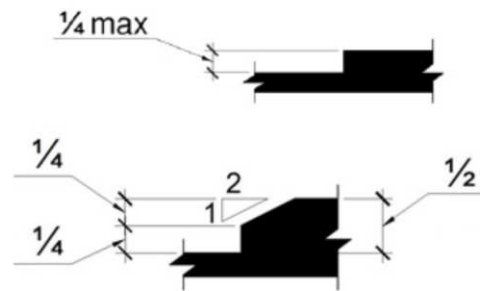
Changes in level of 1/4 inch (6.4 mm) high maximum shall be permitted to be vertical.

Citation:

2010 ADAS Section: 303.3, 303.2

As Built:

Multiple holes on route



Parking: Parking Lot

Lat/Long: [42.29139, -83.72848]

Finding: 4

The van stall is missing a sign identifying it as a van accessible stall.

Parking space identification signs shall include the International Symbol of Accessibility. Signs identifying van parking spaces shall contain the designation "van accessible."

2010 ADAS Section 502.6

Parking space identification signs shall include the International Symbol of Accessibility complying with 703.7.2.1. Signs identifying van parking spaces shall contain the designation "van accessible." Signs shall be 60 inches (1525 mm) minimum above the finish floor or ground surface measured to the bottom of the sign.

Citation:

2010 ADAS Section: 502.6

As Built:

No van accessible sign



Parking: Parking Lot

Lat/Long: [42.29061, -83.73074]

Finding: 5

The access aisle is missing at the accessible parking stall.

Access aisles serving parking spaces shall adjoin an accessible route. Two parking spaces shall be permitted to share a common access aisle.

2010 ADAS Section 502.2

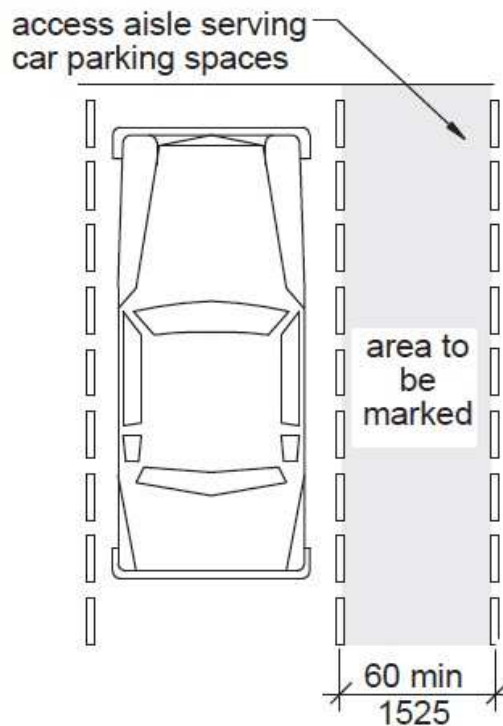
Car parking spaces shall be 96 inches (2440 mm) wide minimum and van parking spaces shall be 132 inches (3350 mm) wide minimum, shall be marked to define the width, and shall have an adjacent access aisle complying with 502.3.

Citation:

2010 ADAS Section: 502.2

As Built:

11 foot spot or 8 foot access aisle



Trail System: Trail

Lat/Long: [42.29031, -83.72993]

Finding: 6

The ramps exceeds the maximum running slope (direction of travel) allowable of 8.33%.

Ramps should have the least possible slope but in no case more than 8.3% (1:12).

2010 ADAS Section 405.2

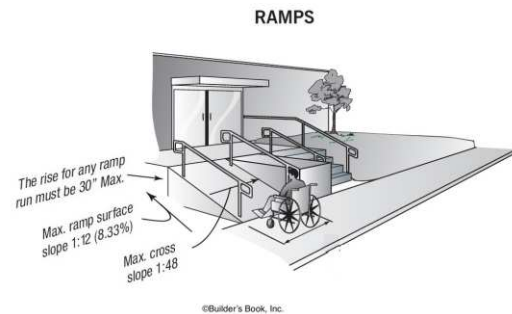
Ramp runs shall have a running slope not steeper than 1:12.

Citation:

2010 ADAS Section: 405.2

As Built:

Bridge has a running slope of up till 12%



Trail System: Trail

Lat/Long: [42.29059, -83.72913]

Finding: 8

The ramp is missing the required top landing.

Ramps shall have landings at the top and the bottom of each ramp run.

2010 ADAS Section 405.7

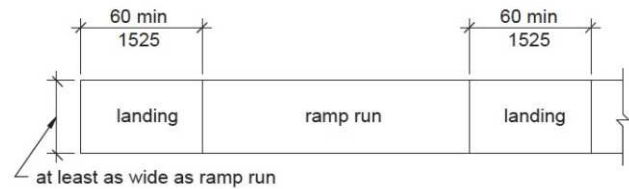
Ramps shall have landings at the top and the bottom of each ramp run. Landings shall comply with 405.7.

Citation:

2010 ADAS Section: 405.7

As Built:

The ramps on the bridge do not have a top landing



Trail System: Trail

Lat/Long: [42.29075, -83.72894]

Finding: 9

The ramp does not have compliant handrails.

Handrails are required on both sides of all surfaces that are sloped greater than 5 percent (1:20). Handrails must be between 34 inches and 38 inches above the ramp surface, must extend 12 inches beyond the top and bottom of the ramp and be parallel to the floor or ground surface. The diameter of the handrails must be between 1 1/4 inches and 2 inches in cross-sectional nominal dimension for circular handrails. Handrail gripping surfaces with a non-circular cross section shall have a perimeter dimension of 4 inches minimum and 6 1/4 inches maximum, and a cross-section dimension of 2 1/4 inches maximum. The space between handrails and walls must be 1 1/2 inches minimum.

2010 ADAS Section 505.1

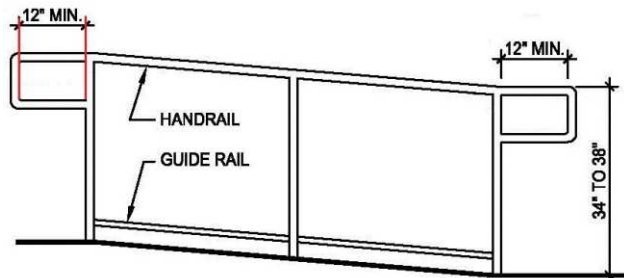
Handrails provided along walking surfaces complying with 403, required at ramps complying with 405, and required at stairs complying with 504 shall comply with 505.

Citation:

2010 ADAS Section: 505.1

As Built:

The sidewalk to the playground areas has a running slope of 7% which is a ramp; handrails are missing



Trail System: Trail

Lat/Long: [42.29049, -83.72861]

Finding: 10

The walkway contains changes in level greater than a 1/2 inch high that should be ramped.

Changes in level greater than 1/2 inch high shall be constructed as a ramp or curb ramp.

2010 ADAS Section 303.4

Changes in level greater than 1/2 inch (13 mm) high shall be ramped, and shall comply with 405 or 406.

Citation:

2010 ADAS Section: 303.4

As Built:

**Entrance to
playground equipment
has a change in level
of 3 inches without a
ramp**



Trail System: Trail

Lat/Long: [42.291, -83.72814]

Finding: 11

The branches extends down too close to the route of travel.

Any obstruction that overhangs a circulation route must be a minimum of 80 inches above the walking surface as measured from the bottom of the obstruction.

2010 ADAS Section 307.3

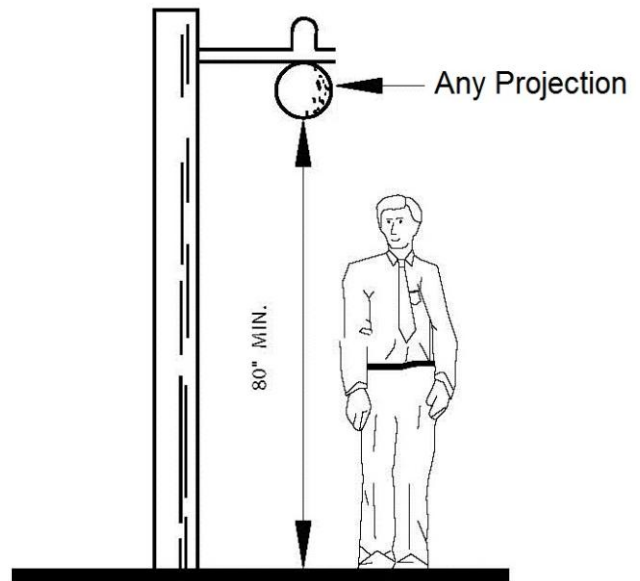

Free-standing objects mounted on posts or pylons shall overhang circulation paths 12 inches (305 mm) maximum when located 27 inches (685 mm) minimum and 80 inches (2030 mm) maximum above the finish floor or ground. Where a sign or other obstruction is mounted between posts or pylons and the clear distance between the posts or pylons is greater than 12 inches (305 mm), the lowest edge of such sign or obstruction shall be 27 inches (685 mm) maximum or 80 inches (2030 mm) minimum above the finish floor or ground.

Citation:

2010 ADAS Section: 307.3

As Built:

Tree branches are less than 80 inches high above the bridge



Trail System: Trail

Lat/Long: [42.29079, -83.72842]

Finding: 12

The walkway contains abrupt vertical edges and/or variations over a 1/2 inch.

1/4 inch is the maximum vertical rise. Changes in level between 1/4 inch and 1/2 inch must be beveled at 1:2 or less.

Changes in level greater than 1/2 inch must be by way of a ramp.

2010 ADAS Section 303.3

Changes in level between 1/4 inch (6.4 mm) high minimum and 1/2 inch (13 mm) high maximum shall be beveled with a slope not steeper than 1:2.

2010 ADAS Section 303.2

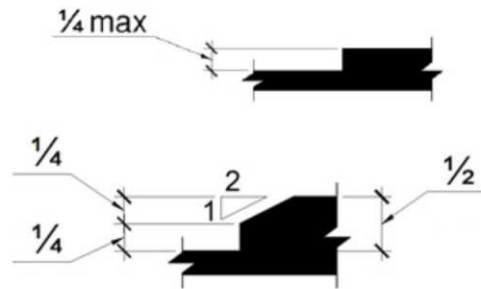
Changes in level of 1/4 inch (6.4 mm) high maximum shall be permitted to be vertical.

Citation:

2010 ADAS Section: 303.3, 303.2

As Built:

To bridge



Trail System: Trail

Lat/Long: [42.29081, -83.73012]

Finding: 13

There is no accessible route to the accessible element.

At least one accessible route shall connect accessible buildings, accessible facilities, accessible elements, and accessible spaces that are on the same site.

2010 ADAS Section 206.2.2

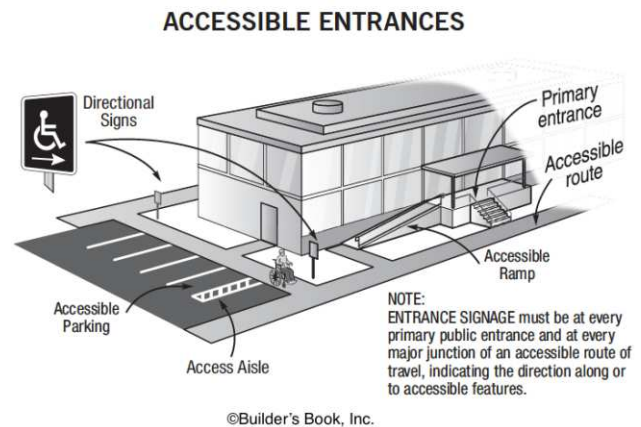
At least one accessible route shall connect accessible buildings, accessible facilities, accessible elements, and accessible spaces that are on the same site.

Citation:

2010 ADAS Section: 206.2.2

As Built:

No accessible route to grill



Trail System: Trail

Lat/Long: [42.2914, -83.72965]

Finding: 14

There is no drinking fountain for standing persons.

No fewer than two drinking fountains shall be provided. One drinking fountain shall meet requirements for wheelchair accessibility and one drinking fountain shall meet requirements for standing persons.

Where a single drinking fountain complies with both wheelchair accessibility and requirements for standing persons, it shall be permitted to be substituted for two separate drinking fountains.

Spout outlets of drinking fountains for standing persons shall be 38 inches minimum and 43 inches maximum above the finish floor or ground.

2010 ADAS Section 602.7

Spout outlets of drinking fountains for standing persons shall be 38 inches (965 mm) minimum and 43 inches (1090 mm) maximum above the finish floor or ground.

2010 ADAS Section 211.2

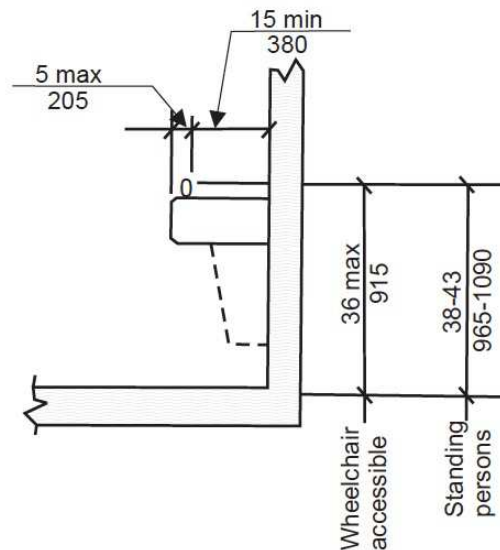
No fewer than two drinking fountains shall be provided. One drinking fountain shall comply with 602.1 through 602.6 and one drinking fountain shall comply with 602.7.

Citation:

2010 ADAS Section: 602.7, 211.2

As Built:

N/A



Restrooms: Men's

Lat/Long: [42.29123, -83.72865]

Finding: 15

The water and drain pipes under the lavatory are not adequately insulated.

Water supply and drain pipes under lavatories and sinks shall be insulated or otherwise configured to protect against contact. There shall be no sharp or abrasive surfaces under lavatories and sinks.

2010 ADAS Section 606.5

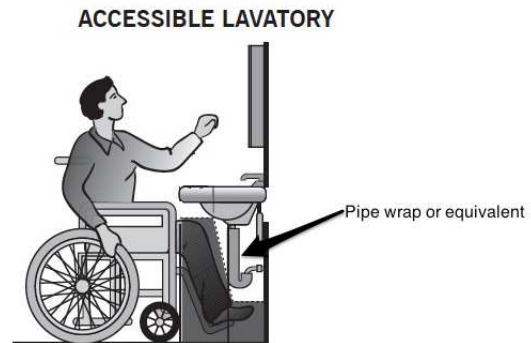
Water supply and drain pipes under lavatories and sinks shall be insulated or otherwise configured to protect against contact. There shall be no sharp or abrasive surfaces under lavatories and sinks.

Citation:

2010 ADAS Section: 606.5

As Built:

Lavatory does not have pipe insulation



Restrooms: Men's

Lat/Long: [42.29123, -83.72865]

Finding: 16

The paper towel dispenser's operation mechanism is too high off the floor.

Dispensers must have all operable parts a maximum of 48 inches above the floor.

2010 ADAS Section 308.2.1

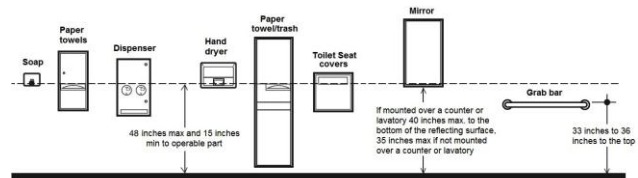
Where a forward reach is unobstructed, the high forward reach shall be 48 inches (1220 mm) maximum and the low forward reach shall be 15 inches (380 mm) minimum above the finish floor or ground.

Citation:

2010 ADAS Section: 308.2.1

As Built:

Paper towel dispenser is 54 inches high



Restrooms: Men's

Lat/Long: [42.29101, -83.72845]

Finding: 17

The soap dispenser's operation mechanism is too high off the floor.

Dispensers must have all operable parts a maximum of 48 inches above the floor.

2010 ADAS Section 308.2.1

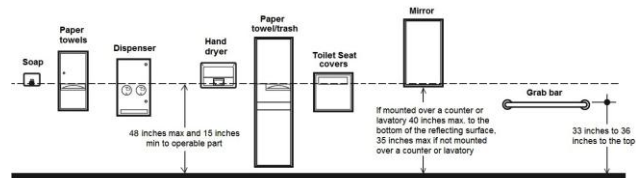

Where a forward reach is unobstructed, the high forward reach shall be 48 inches (1220 mm) maximum and the low forward reach shall be 15 inches (380 mm) minimum above the finish floor or ground.

Citation:

2010 ADAS Section: 308.2.1

As Built:

Soap dispenser is 54 inches high



Restrooms: Men's

Lat/Long: [42.29059, -83.72913]

Finding: 18

The dispenser projects more than 4 inches into the circulation path.

Wall-mounted objects that have leading edges between 27 inches and 80 inches from the floor must not project more than 4 inches into the circulation path. Protruding objects that extend to the floor or within 27 inches of the floor are cane detectable and are therefore not hazardous. Where it is necessary or desirable to have objects protrude from the wall, a manner of cane detection must be provided.

2010 ADAS Section 307.2

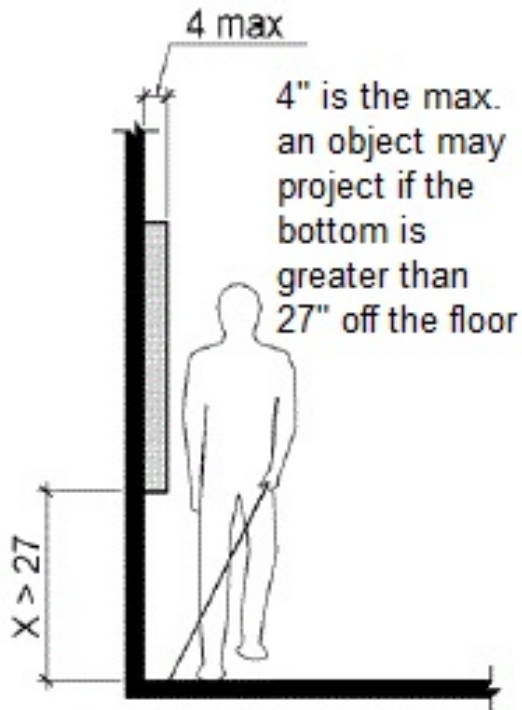
Objects with leading edges more than 27 inches (685 mm) and not more than 80 inches (2030 mm) above the finish floor or ground shall protrude 4 inches (100 mm) maximum horizontally into the circulation path.

Citation:

2010 ADAS Section: 307.2

As Built:

Sanitary napkin dispenser protrudes 5-1/2 inches at 39-1/2 inches high



Restrooms: Men's

Lat/Long: [42.29163, -83.72781]

Finding: 19

There are not enough accessible toilet compartments. Where toilet compartments are provided, at least one toilet compartment shall be wheelchair accessible.

The room contains 1 toilet compartments. A minimum of one must be wheelchair accessible .

2010 ADAS Section 213.3.1

Where toilet compartments are provided, at least one toilet compartment shall comply with 604.8.1. In addition to the compartment required to comply with 604.8.1, at least one compartment shall comply with 604.8.2 where six or more toilet compartments are provided, or where the combination of urinals and water closets totals six or more fixtures.

Citation:

2010 ADAS Section: 213.3.1

As Built:

There is no accessible stall provided



Restrooms: Men's

Lat/Long: [42.29163, -83.72781]

Finding: 20

The door has a door stop which prevents it from having a smooth surface at the bottom.

Swinging door surfaces within 10 inches of the finish floor or ground measured vertically must have a smooth surface on the push side extending the full width of the door. Parts creating horizontal or vertical joints in these surfaces shall be within 1/16 inch of the same plane as the other. Cavities created by added kick plates shall be capped. This is required to allow those that use wheelchairs to use their footrests to push the door open without getting trapped or injured by the gate material. All gates, including ticket gates, shall meet all applicable specifications for doors.

2010 ADAS Section 404.2.10

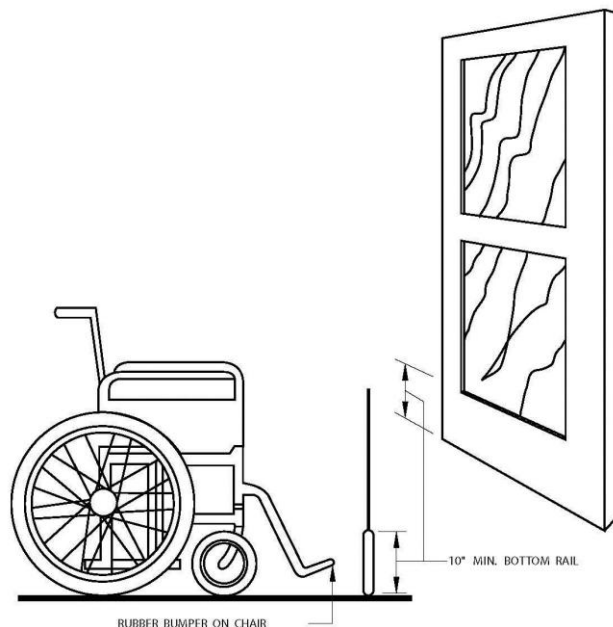
Swinging door and gate surfaces within 10 inches (255 mm) of the finish floor or ground measured vertically shall have a smooth surface on the push side extending the full width of the door or gate. Parts creating horizontal or vertical joints in these surfaces shall be within 1/16 inch (1.6 mm) of the same plane as the other. Cavities created by added kick plates shall be capped.

Citation:

2010 ADAS Section: 404.2.10

As Built:

Door has a door stop within the bottom 10 inches



Restrooms: Women's

Lat/Long: [42.29119, -83.7298]

Finding: 21

The hygiene dispenser projects more than 4 inches into the circulation path.

Wall-mounted objects that have leading edges between 27 inches and 80 inches from the floor must not project more than 4 inches into the circulation path. Protruding objects that extend to the floor or within 27 inches of the floor are cane detectable and are therefore not hazardous. Where it is necessary or desirable to have objects protrude from the wall, a manner of cane detection must be provided.

2010 ADAS Section 307.2

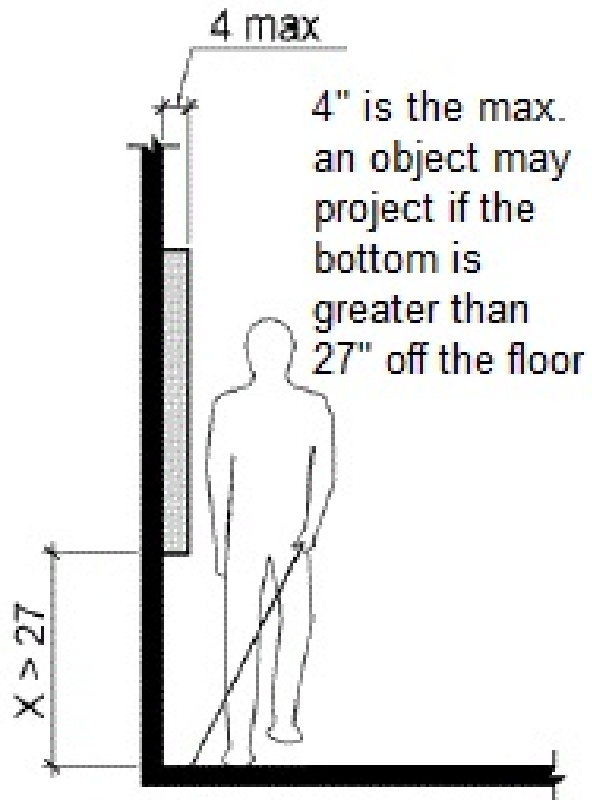
Objects with leading edges more than 27 inches (685 mm) and not more than 80 inches (2030 mm) above the finish floor or ground shall protrude 4 inches (100 mm) maximum horizontally into the circulation path.

Citation:

2010 ADAS Section: 307.2

As Built:

N/A



Restrooms: Women's

Lat/Long: [42.29089, -83.73027]

Finding: 22

The water and drain pipes under the lavatory are not adequately insulated.

Water supply and drain pipes under lavatories and sinks shall be insulated or otherwise configured to protect against contact. There shall be no sharp or abrasive surfaces under lavatories and sinks.

2010 ADAS Section 606.5

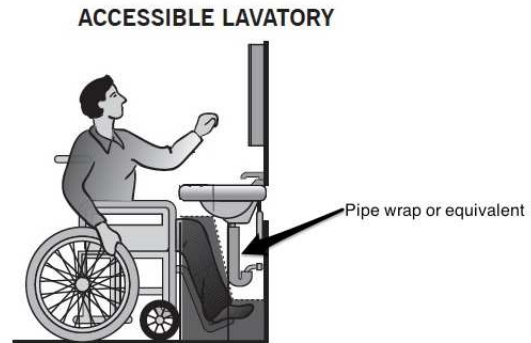
Water supply and drain pipes under lavatories and sinks shall be insulated or otherwise configured to protect against contact. There shall be no sharp or abrasive surfaces under lavatories and sinks.

Citation:

2010 ADAS Section: 606.5

As Built:

Not fully insulated



Restrooms: Women's

Lat/Long: [42.29086, -83.7302]

Finding: 23

The restrooms is not nearly compliant.

- The restroom does not have the required minimum clear floor space or maneuvering clearances for the toilet.
- The restroom does not have the required minimum clear floor space or maneuvering clearances for the lavatory.
- The entry door does not contain the required minimum 60 inches maneuvering space on the pull side
- The entry door encroach into the required clear floor space for fixtures.
- Grab bars are incorrectly installed.
- Accessories, such as toilet seat covers, paper towel holders, garbage cans, hand dryers and mirrors are either too high or without clear floor space or both.

2010 ADAS Section 213.2

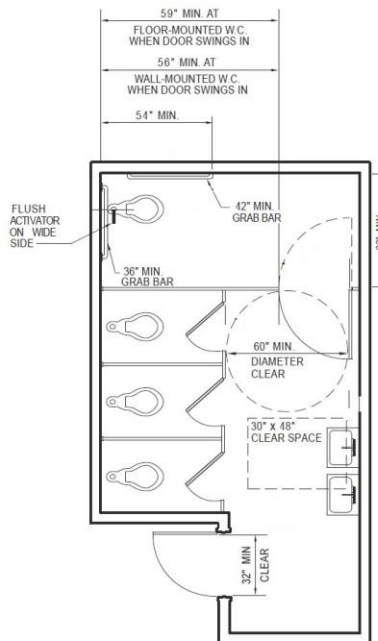
Where toilet rooms are provided, each toilet room shall comply with 603. Where bathing rooms are provided, each bathing room shall comply with 603.

Citation:

2010 ADAS Section: 213.2

As Built:

N/A



Restrooms: Women's

Lat/Long: [42.29118, -83.7285]

Finding: 24

The door has a door stop which prevents it from having a smooth surface at the bottom.

Swinging door surfaces within 10 inches of the finish floor or ground measured vertically must have a smooth surface on the push side extending the full width of the door. Parts creating horizontal or vertical joints in these surfaces shall be within 1/16 inch of the same plane as the other. Cavities created by added kick plates shall be capped. This is required to allow those that use wheelchairs to use their footrests to push the door open without getting trapped or injured by the gate material. All gates, including ticket gates, shall meet all applicable specifications for doors.

2010 ADAS Section 404.2.10

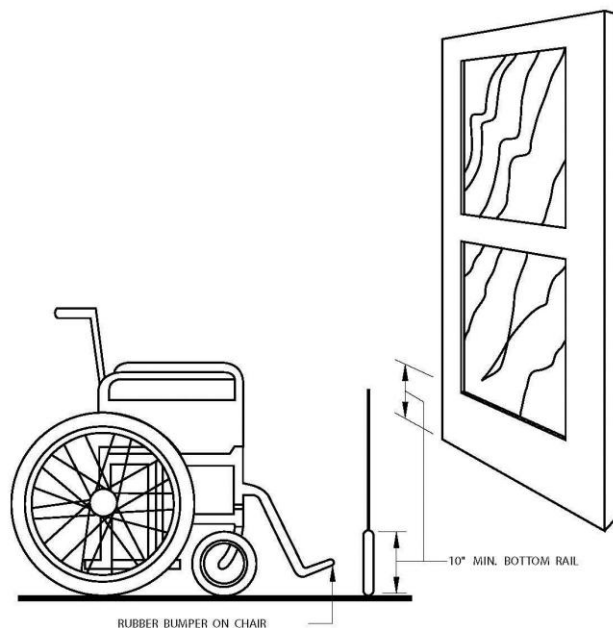
Swinging door and gate surfaces within 10 inches (255 mm) of the finish floor or ground measured vertically shall have a smooth surface on the push side extending the full width of the door or gate. Parts creating horizontal or vertical joints in these surfaces shall be within 1/16 inch (1.6 mm) of the same plane as the other. Cavities created by added kick plates shall be capped.

Citation:

2010 ADAS Section: 404.2.10

As Built:

N/A



Play Area: Seating

Lat/Long: [42.29071, -83.73027]

Finding: 25

There is no accessible route to the accessible element.

At least one accessible route shall connect accessible buildings, accessible facilities, accessible elements, and accessible spaces that are on the same site.

2010 ADAS Section 206.2.2

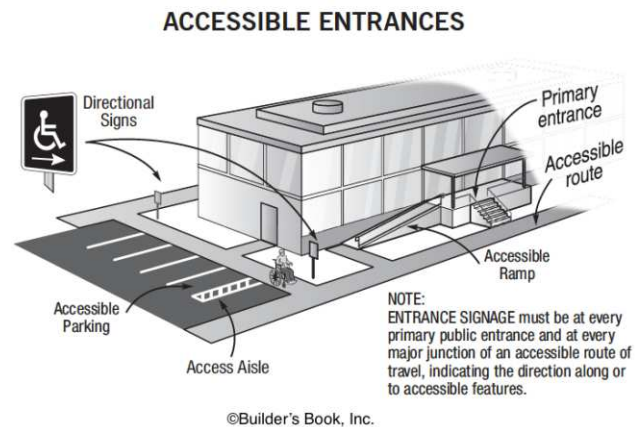
At least one accessible route shall connect accessible buildings, accessible facilities, accessible elements, and accessible spaces that are on the same site.

Citation:

2010 ADAS Section: 206.2.2

As Built:

No accessible route to picnic table



Play Area: Seating

Lat/Long: [42.29086, -83.73034]

Finding: 26

There is no accessible route to the accessible element.

At least one accessible route shall connect accessible buildings, accessible facilities, accessible elements, and accessible spaces that are on the same site.

2010 ADAS Section 206.2.2

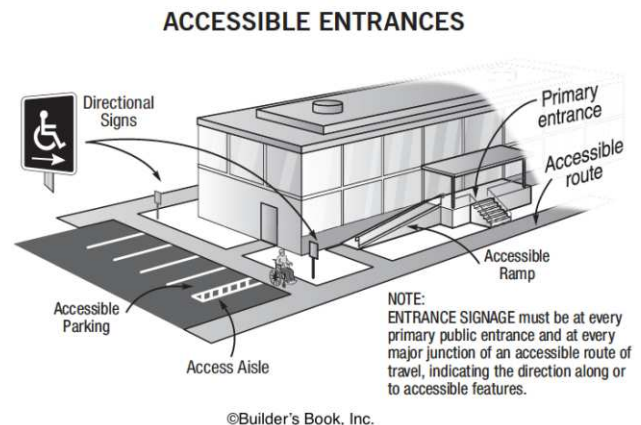
At least one accessible route shall connect accessible buildings, accessible facilities, accessible elements, and accessible spaces that are on the same site.

Citation:

2010 ADAS Section: 206.2.2

As Built:

No accessible route to picnic table



Play Area: Seating

Lat/Long: [42.29043, -83.72911]

Finding: 27

There is no accessible route to the accessible element.

At least one accessible route shall connect accessible buildings, accessible facilities, accessible elements, and accessible spaces that are on the same site.

2010 ADAS Section 206.2.2

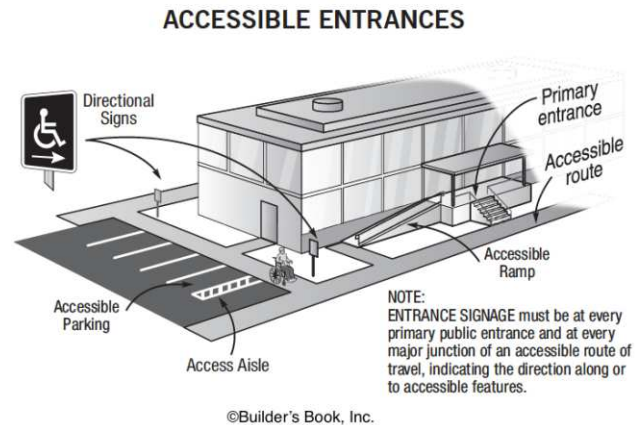
At least one accessible route shall connect accessible buildings, accessible facilities, accessible elements, and accessible spaces that are on the same site.

Citation:

2010 ADAS Section: 206.2.2

As Built:

No accessible route to picnic table or grill



Play Area: Seating

Lat/Long: [42.29085, -83.73029]

Finding: 28

There is no accessible route to the accessible element.

At least one accessible route shall connect accessible buildings, accessible facilities, accessible elements, and accessible spaces that are on the same site.

2010 ADAS Section 206.2.2

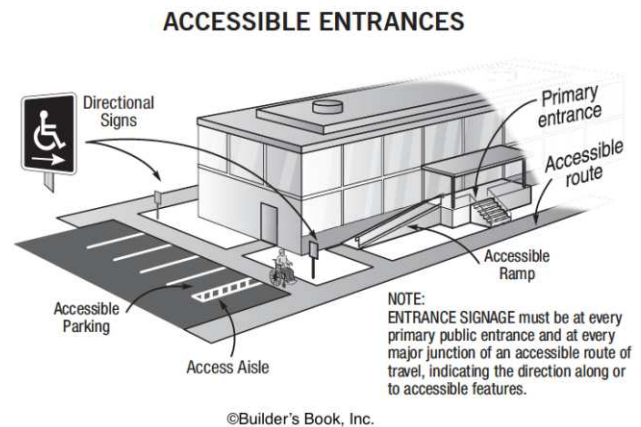
At least one accessible route shall connect accessible buildings, accessible facilities, accessible elements, and accessible spaces that are on the same site.

Citation:

2010 ADAS Section: 206.2.2

As Built:

No accessible route to picnic table



Play Area: Seating

Lat/Long: [42.29049, -83.72889]

Finding: 29

There is no accessible route to the accessible element.

At least one accessible route shall connect accessible buildings, accessible facilities, accessible elements, and accessible spaces that are on the same site.

2010 ADAS Section 206.2.2

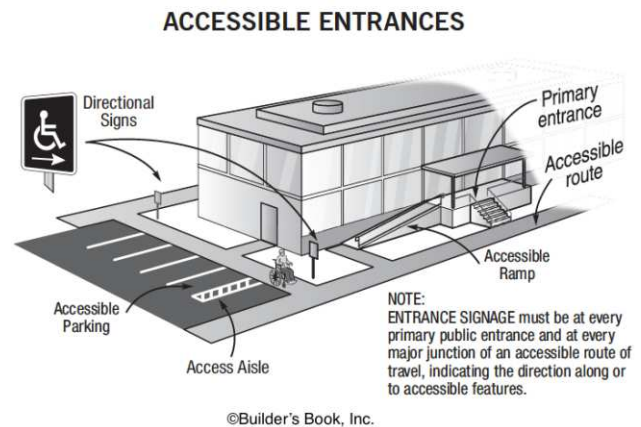
At least one accessible route shall connect accessible buildings, accessible facilities, accessible elements, and accessible spaces that are on the same site.

Citation:

2010 ADAS Section: 206.2.2

As Built:

No accessible route to picnic table



Play Area: Swings

Lat/Long: [42.2907, -83.73012]

Finding: 30

There is no accessible route to the accessible element.

At least one accessible route shall connect accessible buildings, accessible facilities, accessible elements, and accessible spaces that are on the same site.

2010 ADAS Section 206.2.2

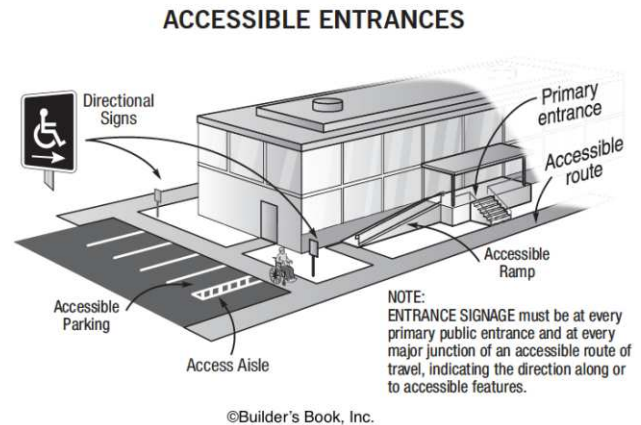
At least one accessible route shall connect accessible buildings, accessible facilities, accessible elements, and accessible spaces that are on the same site.

Citation:

2010 ADAS Section: 206.2.2

As Built:

No accessible route to swings & bench



Play Area: Swings

Lat/Long: [42.29086, -83.7302]

Finding: 31

The entry point or seat is not within the compliant range above the ground.

Were play components require transfer to entry points or seats, the entry points or seats shall be 11 inches minimum and 24 inches maximum from the clear floor or ground space.

2010 ADAS Section 1008.4.4

Where play components require transfer to entry points or seats, the entry points or seats shall be 11 inches (280 mm) minimum and 24 inches (610 mm) maximum from the clear floor or ground space.

Citation:

2010 ADAS Section: 1008.4.4

As Built:

N/A



Play Area: Swings

Lat/Long: [42.29079, -83.72998]

Finding: 32

Compliance with ASTM F1951 for accessibility for ground surfaces on accessible routes, clear floor or ground spaces, and turning spaces has not been determined.

Ground surfaces shall comply with ASTM F 1951. Ground surfaces shall be inspected and maintained regularly and frequently to ensure continued compliance with ASTM F 1951.

2010 ADAS Section 1008.2.6.1

Ground surfaces shall comply with ASTM F 1951 (incorporated by reference, see "Referenced Standards" in Chapter 1). Ground surfaces shall be inspected and maintained regularly and frequently to ensure continued compliance with ASTM F 1951.

Citation:

2010 ADAS Section: 1008.2.6.1

As Built:

Grass and dirt



Assembly Area: Seating

Lat/Long: [42.29142, -83.72824]

Finding: 33

The door/gate operating hardware is not accessible.

Hand-activated door/gate opening hardware, handles, pulls, latches, locks, and other operating devices on accessible doors shall have a shape that is easy to grasp with one hand and does not require tight grasping, pinching or twisting of the wrist to operate. Hardware shall be 34 inches minimum and 48 inches maximum above the finish floor or ground.

2010 ADAS Section 404.2.7

Handles, pulls, latches, locks, and other operable parts on doors and gates shall comply with 309.4. Operable parts of such hardware shall be 34 inches (865 mm) minimum and 48 inches (1220 mm) maximum above the finish floor or ground. Where sliding doors are in the fully open position, operating hardware shall be exposed and usable from both sides.

Citation:

2010 ADAS Section: 404.2.7

As Built:

Door to storage room
has a knob



Site Accessibility Evaluation



Kelly Park
1219 Patricia Ave
Ann Arbor, MI 48104
ADA Only

Inspection Date: 07/11/2022

Inspectors: Aileen Dryden, Arturo Pinero, Jesus Lardizabal, Juvelyn Owen, Olaf Brunjes

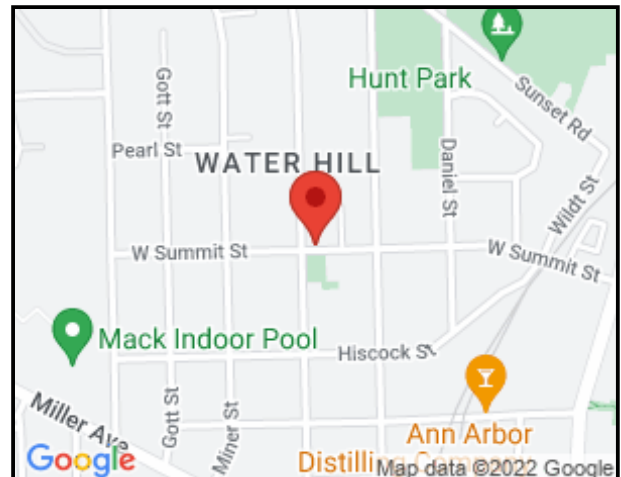
Prepared By



(512) 410 - 7059

alturalp.com

Report Date: 11/09/2022



DNR Accessibility Grading System for Parks and Recreation Facilities

Accessibility Grade

Definition

1

None of the facilities meet accessibility guidelines

2

Some facilities meet accessibility guidelines

3

Most facilities meet accessibility guidelines

4

The entire park meets accessibility guidelines

5

The entire park was developed using the principles of universal design

Trail System: Trail

Lat/Long: [42.29427, -83.78261]

Finding: 1

The tree projects more than 4 inches into the circulation path.

Objects that have leading edges between 27 inches and 80 inches from the floor must not project more than 4 inches into the circulation path. Protruding objects that extend to the floor or within 27 inches of the floor are cane detectable and are therefore not hazardous. Where it is necessary or desirable to have objects protrude, a manner of cane detection must be provided.

2010 ADAS Section 307.2

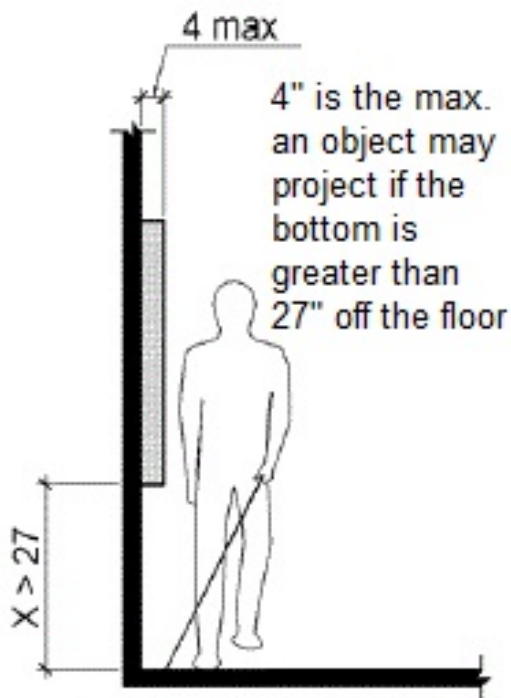
Objects with leading edges more than 27 inches (685 mm) and not more than 80 inches (2030 mm) above the finish floor or ground shall protrude 4 inches (100 mm) maximum horizontally into the circulation path.

Citation:

2010 ADAS Section: 307.2

As Built:

Tree at entrance is a protruding object.



Trail System: Trail

Lat/Long: [42.29419, -83.78265]

Finding: 2

The accessible route on the site has running slopes greater than 5 percent and has not been constructed as a ramp (i.e. handrails, edge protection, etc.).

When the slope in the direction of travel of any walk exceeds 1 unit vertical in 20 units horizontal (5-percent slope), it must be constructed as a ramp. Surface cross slopes must not exceed one unit vertical in 48 units horizontal (2-percent slope).

2010 ADAS Section 403.3

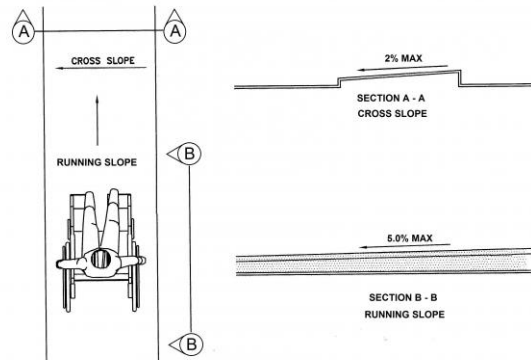
The running slope of walking surfaces shall not be steeper than 1:20. The cross slope of walking surfaces shall not be steeper than 1:48.

Citation:

2010 ADAS Section: 403.3

As Built:

Running slope is 7.9%



Play Area: Play Area

Lat/Long: [42.2947, -83.78278]

Finding: 3

There is no accessible route to the element.

At least one accessible route shall connect accessible buildings, accessible facilities, accessible elements, and accessible spaces that are on the same site.

2010 ADAS Section 206.2.2

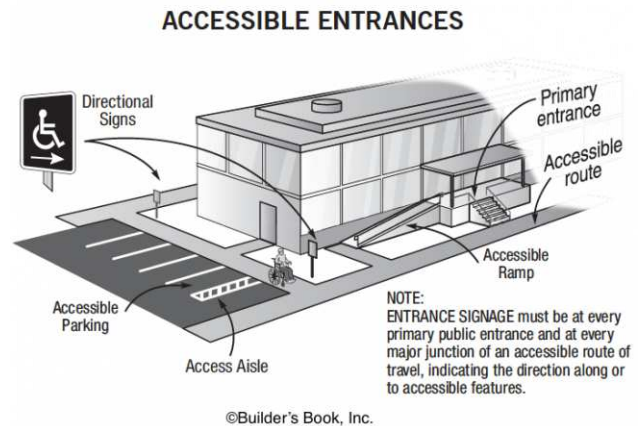
At least one accessible route shall connect accessible buildings, accessible facilities, accessible elements, and accessible spaces that are on the same site.

Citation:

2010 ADAS Section: 206.2.2

As Built:

No accessible route to play area.



Site Accessibility Evaluation



Kempf House
312 N Division St
Old Fourth Ward, MI 48104
ADA Only

Inspection Date: 07/11/2022

Inspectors: Aileen Dryden, Arturo Pinero, Jesus Lardizabal, Juvelyn Owen, Olaf Brunjes

Prepared By



(512) 410 - 7059

alturalp.com

Report Date: 11/09/2022



DNR Accessibility Grading System for Parks and Recreation Facilities

Accessibility Grade

Definition

1

None of the facilities meet accessibility guidelines

2

Some facilities meet accessibility guidelines

3

Most facilities meet accessibility guidelines

4

The entire park meets accessibility guidelines

5

The entire park was developed using the principles of universal design

Exterior: Sidewalks

Lat/Long: [42.27902, -83.7441]

Finding: 1

Gates are inspected the same as doors, and must comply with 404. The gate must have a smooth surface within 10 inches of the floor on the push side.

Swinging door surfaces within 10 inches of the finish floor or ground measured vertically must have a smooth surface on the push side extending the full width of the door. Parts creating horizontal or vertical joints in these surfaces shall be within 1/16 inch of the same plane as the other. All gates, including ticket gates, shall meet all applicable specifications for doors.

2010 ADAS Section 404.2.10

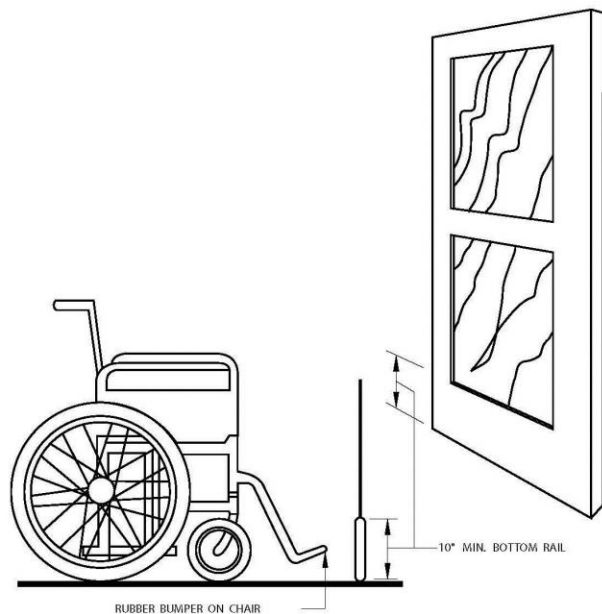
Swinging door and gate surfaces within 10 inches (255 mm) of the finish floor or ground measured vertically shall have a smooth surface on the push side extending the full width of the door or gate. Parts creating horizontal or vertical joints in these surfaces shall be within 1/16 inch (1.6 mm) of the same plane as the other. Cavities created by added kick plates shall be capped.

Citation:

2010 ADAS Section: 404.2.10

As Built:

The exterior gate does not have a smooth 10” surface.



Exterior: Trails

Lat/Long: [42.27903, -83.74421]

Finding: 2

The ramp does not have compliant handrails.

Handrails are required on both sides of all surfaces that are sloped greater than 5 percent (1:20). Handrails must be between 34 inches and 38 inches above the ramp surface, must extend 12 inches beyond the top and bottom of the ramp and be parallel to the floor or ground surface. The diameter of the handrails must be between 1 1/4 inches and 2 inches in cross-sectional nominal dimension for circular handrails. Handrail gripping surfaces with a non-circular cross section shall have a perimeter dimension of 4 inches minimum and 6 1/4 inches maximum, and a cross-section dimension of 2 1/4 inches maximum. The space between handrails and walls must be 1 1/2 inches minimum.

2010 ADAS Section 505.1

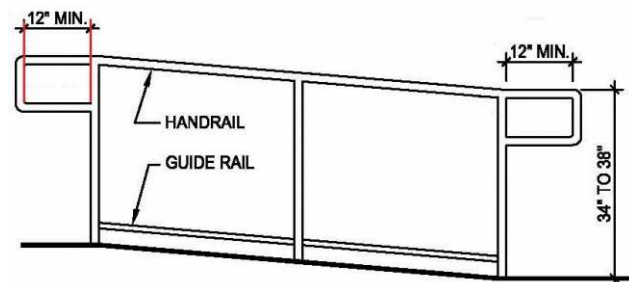
Handrails provided along walking surfaces complying with 403, required at ramps complying with 405, and required at stairs complying with 504 shall comply with 505.

Citation:

2010 ADAS Section: 505.1

As Built:

Walking surface with a running slope greater than 5% must be treated as a ramp. Handrails not provided on ramp.



Finding #2 Additional Finding Photos



Exterior: Trails

Lat/Long: [42.27895, -83.74412]

Finding: 3

The top landing of the ramp does not meet minimum size requirements.

The landing clear width shall be at least as wide as the widest ramp run leading to the landing (36 inches minimum) and a minimum of 60 inches in length.

2010 ADAS Section 405.7.3

The landing clear length shall be 60 inches (1525 mm) long minimum.

2010 ADAS Section 405.7.2

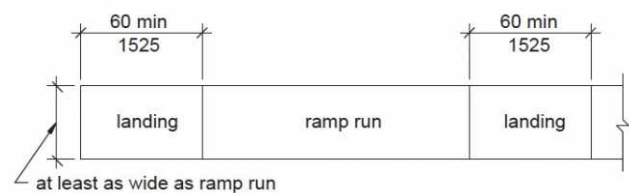

The landing clear width shall be at least as wide as the widest ramp run leading to the landing.

Citation:

2010 ADAS Section: 405.7.3, 405.7.2

As Built:

Landing is not 60" long



Exterior: Trails

Lat/Long: [42.27902, -83.74411]

Finding: 4

The bottom landing does not meet size requirements.

The bottom landings shall extend 60 inches minimum in the direction of ramp run and shall be at least as wide as the widest ramp run leading to the landing.

2010 ADAS Section 405.7.3

The landing clear length shall be 60 inches (1525 mm) long minimum.

2010 ADAS Section 405.7.2

The landing clear width shall be at least as wide as the widest ramp run leading to the landing.

Citation:

2010 ADAS Section: 405.7.3, 405.7.2

As Built:

Landing is not 60" long



Exterior: Trails

Lat/Long: [42.2834429, -83.7431424]

Finding: 5

Stairways must have handrails on both sides.

Handrails and their extensions must be between 34 inches and 38 inches above the stair nosing or ground.

The top handrails shall extend a minimum of 12 inches beyond the top nosing and shall be parallel with the floor or ground surface. At the bottom of a stair flight, handrails shall extend at the slope of the stair flight for a horizontal distance at least equal to one tread depth beyond the last riser nosing. Extension shall return to a wall, guard, or the landing surface, or shall be continuous to the handrail of an adjacent stair flight.

The orientation of at least one handrail, including the extension, shall be in the direction of the run of the stair and perpendicular to the direction of the stair nosing. Handrail gripping surfaces with a circular cross section shall have an outside diameter of 1-1/4 inches minimum and 2 inches maximum. Handrail gripping surfaces with a non-circular cross section shall have a perimeter dimension of 4 inches minimum and 6 1/4 inches maximum, and a cross-section dimension of 2-1/4 inches maximum. The hand grip portion of handrails shall have a smooth surface with no sharp corners. Gripping surfaces (top or sides) shall be uninterrupted by newel posts, other construction elements or obstructions. Any wall or other surface adjacent to the handrail shall be free of sharp or abrasive elements. Handrails projecting from a wall shall have a space of 1-1/2 inches minimum between the wall and the handrail.

2010 ADAS Section 505.2

Handrails shall be provided on both sides of stairs and ramps.

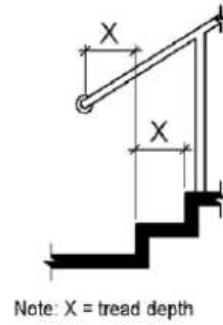
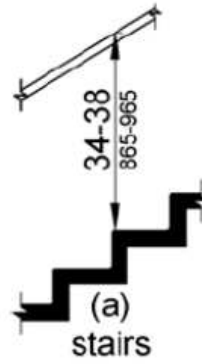
Citation:

2010 ADAS Section: 505.2

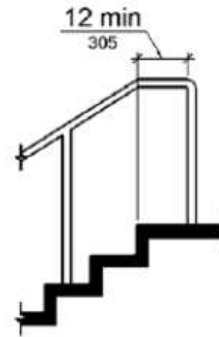
As Built:

Handrails not provided on exterior stairway with two steps leading to entrance.

Finding #5 Continued



Note: X = tread depth



Lobby: Reception Area

Lat/Long: [42.27894, -83.74406]

Finding: 6

The door/gate operating hardware is not accessible.

Hand-activated door/gate opening hardware, handles, pulls, latches, locks, and other operating devices on accessible doors shall have a shape that is easy to grasp with one hand and does not require tight grasping, pinching or twisting of the wrist to operate. Hardware shall be 34 inches minimum and 48 inches maximum above the finish floor or ground.

2010 ADAS Section 404.2.7


Handles, pulls, latches, locks, and other operable parts on doors and gates shall comply with 309.4. Operable parts of such hardware shall be 34 inches (865 mm) minimum and 48 inches (1220 mm) maximum above the finish floor or ground. Where sliding doors are in the fully open position, operating hardware shall be exposed and usable from both sides.

Citation:

2010 ADAS Section: 404.2.7

As Built:

Entrance door has a knob.



Lobby: Reception Area

Lat/Long: [42.27888, -83.74409]

Finding: 7

The door opening does not provide at least 32 inches between the face of the door and the opposite stop.

Door openings shall provide a clear width of 32 inches minimum. Clear openings of doorways with swinging doors shall be measured between the face of the door and the stop, with the door open 90 degrees.

2010 ADAS Section 404.2.3

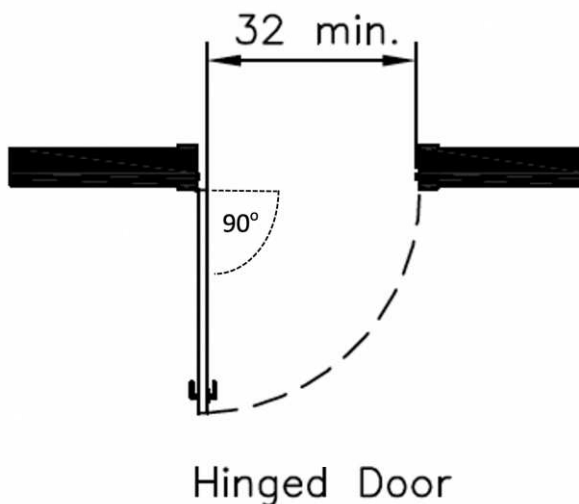
Door openings shall provide a clear width of 32 inches (815 mm) minimum. Clear openings of doorways with swinging doors shall be measured between the face of the door and the stop, with the door open 90 degrees. Openings more than 24 inches (610 mm) deep shall provide a clear opening of 36 inches (915 mm) minimum. There shall be no projections into the required clear opening width lower than 34 inches (865 mm) above the finish floor or ground. Projections into the clear opening width between 34 inches (865 mm) and 80 inches (2030 mm) above the finish floor or ground shall not exceed 4 inches (100 mm).

Citation:

2010 ADAS Section: 404.2.3

As Built:

Clear width at 29".



Hallway Area: Hallway

Lat/Long: [42.27898, -83.74409]

Finding: 8

The stairway extends down too close to the route of travel.

Any obstruction that overhangs a circulation route must be a minimum of 80 inches above the walking surface as measured from the bottom of the obstruction.

2010 ADAS Section 307.3

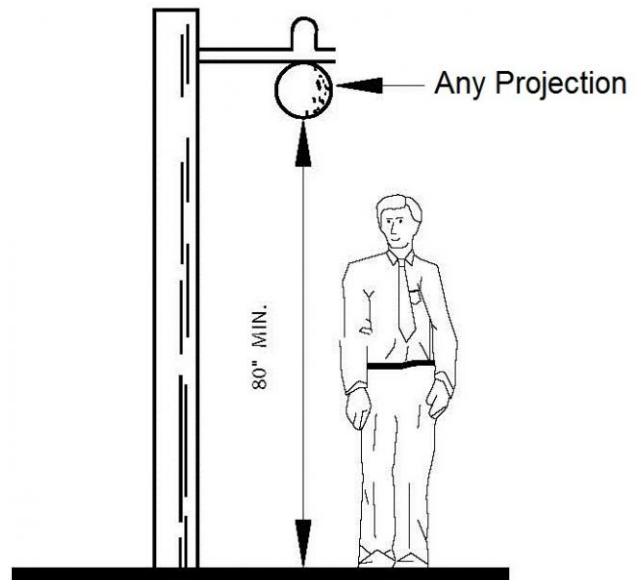
Free-standing objects mounted on posts or pylons shall overhang circulation paths 12 inches (305 mm) maximum when located 27 inches (685 mm) minimum and 80 inches (2030 mm) maximum above the finish floor or ground. Where a sign or other obstruction is mounted between posts or pylons and the clear distance between the posts or pylons is greater than 12 inches (305 mm), the lowest edge of such sign or obstruction shall be 27 inches (685 mm) maximum or 80 inches (2030 mm) minimum above the finish floor or ground.

Citation:

2010 ADAS Section: 307.3

As Built:

No came detection is provided under stair case.



Hallway Area: Hallway

Lat/Long: [42.27891, -83.74412]

Finding: 9

The door/gate operating hardware is not accessible.

Hand-activated door/gate opening hardware, handles, pulls, latches, locks, and other operating devices on accessible doors shall have a shape that is easy to grasp with one hand and does not require tight grasping, pinching or twisting of the wrist to operate. Hardware shall be 34 inches minimum and 48 inches maximum above the finish floor or ground.

2010 ADAS Section 404.2.7

Handles, pulls, latches, locks, and other operable parts on doors and gates shall comply with 309.4. Operable parts of such hardware shall be 34 inches (865 mm) minimum and 48 inches (1220 mm) maximum above the finish floor or ground. Where sliding doors are in the fully open position, operating hardware shall be exposed and usable from both sides.

Citation:

2010 ADAS Section: 404.2.7

As Built:

5 doors along accessible route have knobs



Hallway Area: Unisex Restroom

Lat/Long: [42.27885, -83.74412]

Finding: 10

A compliant room identification sign is missing on the strike side of the door.

Wall signs identifying permanent rooms and spaces of a building shall be a horizontal format and the characters raised 1/32 inch minimum and shall be sans serif uppercase characters a minimum of 5/8 inch and a maximum of 2 inches high. Contracted Grade 2 Braille shall be in a horizontal format and shall be placed a minimum of 3/8 inch and a maximum of 1/2 inch directly below the tactile characters; flush left or centered. Signs with raised characters or Braille shall be located 48 inches minimum above the finish floor or ground surface, measured from the baseline of the lowest tactile character and 60 inches maximum above the finish floor or ground surface, measured from the baseline of the highest tactile character. Refer to section 703 for other locations to install the sign when there is not enough space on the latch side wall.

2010 ADAS Section 216.2

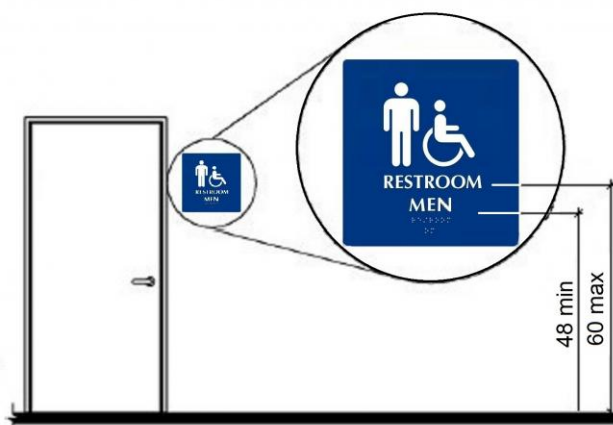
Interior and exterior signs identifying permanent rooms and spaces shall comply with 703.1, 703.2, and 703.5. Where pictograms are provided as designations of permanent interior rooms and spaces, the pictograms shall comply with 703.6 and shall have text descriptors complying with 703.2 and 703.5.

Citation:

2010 ADAS Section: 216.2

As Built:

Sign not located on latch side wall.



Hallway Area: Unisex Restroom

Lat/Long: [42.27866, -83.74413]

Finding: 11

The maneuvering clearance on the pull side of the door is not long enough in the direction of travel.

Maneuvering clearance for interior doors on the pull side must be flat (2% max. slope in any direction) for a minimum distance of 60 inches in the direction of travel. The width of the maneuvering clearance must be as wide as the door plus an additional 18 inches on the latch side. This latch side clearance must also be flat (2% max. slope in any direction) and clear of obstructions.

2010 ADAS Section 404.2.4.1

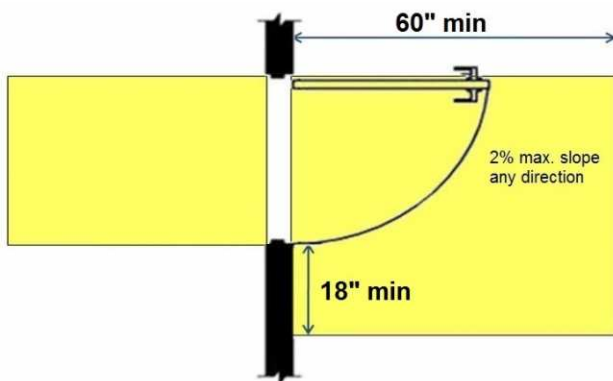
Swinging doors and gates shall have maneuvering clearances complying with Table 404.2.4.1.

Citation:

2010 ADAS Section: 404.2.4.1

As Built:

The restroom door does not have the required clearance.



Hallway Area: Unisex Restroom

Lat/Long: [42.27915, -83.74415]

Finding: 12

There are sharp or abrasive elements on the underside of the lavatory.

Water supply and drain pipes under lavatories and sinks shall be insulated or otherwise configured to protect against contact. There shall be no sharp or abrasive surfaces under lavatories and sinks.

2010 ADAS Section 606.5

Water supply and drain pipes under lavatories and sinks shall be insulated or otherwise configured to protect against contact. There shall be no sharp or abrasive surfaces under lavatories and sinks.

Citation:

2010 ADAS Section: 606.5

As Built:

Exposed pipes in restroom lavatory.



Hallway Area: Unisex Restroom

Lat/Long: [42.27877, -83.74415]

Finding: 13

The flush handle is located on the wrong side of the toilet.

Controls shall be operable with one hand and shall not require tight grasping, pinching or twisting. Controls for the flush valves shall be mounted on the wide side of toilet areas, no more than 48 inches above the floor.

2010 ADAS Section 604.6

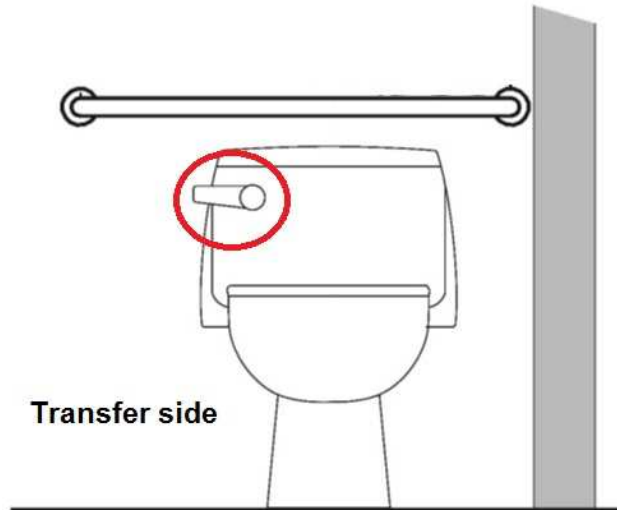
Flush controls shall be hand operated or automatic. Hand operated flush controls shall comply with 309. Flush controls shall be located on the open side of the water closet except in ambulatory accessible compartments complying with 604.8.2.

Citation:

2010 ADAS Section: 604.6

As Built:

Control not on the open side.



Hallway Area: Unisex Restroom

Lat/Long: [42.27905, -83.74415]

Finding: 14

The mirror is mounted too high.

Mirrors must have the bottom edge of the reflecting surface a maximum of 40 inches above the floor if above a sink or counter. Mirrors not located above lavatories or countertops shall be installed with the bottom edge of the reflecting surface 35 inches maximum above the finish floor or ground.

2010 ADAS Section 603.3

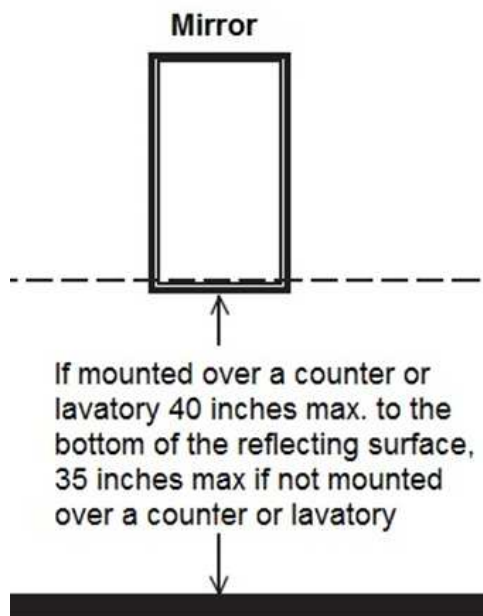
Mirrors located above lavatories or countertops shall be installed with the bottom edge of the reflecting surface 40 inches (1015 mm) maximum above the finish floor or ground. Mirrors not located above lavatories or countertops shall be installed with the bottom edge of the reflecting surface 35 inches (890 mm) maximum above the finish floor or ground.

Citation:

2010 ADAS Section: 603.3

As Built:

Reflective surface more than 40" above the finish floor



Hallway Area: Unisex Restroom

Lat/Long: [42.27868, -83.74413]

Finding: 15

The width of the toilet room is too narrow.

Where a water closet is installed within an accessible water closet room, clear floor space around the water closet shall be 60 inches minimum measured perpendicular from the side wall and 56 inches minimum measured perpendicular from the rear wall.

2010 ADAS Section 604.3.1

Clearance around a water closet shall be 60 inches (1525 mm) minimum measured perpendicular from the side wall and 56 inches (1420 mm) minimum measured perpendicular from the rear wall.

Citation:

2010 ADAS Section: 604.3.1

As Built:

Restroom is not 60" wide



Office Space: Hallway

Lat/Long: [42.27898, -83.74411]

Finding: 16

Doorways are also required to comply with the requirements of 404. The door opening does not provide at least 32 inches between the face of the door and the opposite stop.

Door openings shall provide a clear width of 32 inches minimum. Clear openings of doorways with swinging doors shall be measured between the face of the door and the stop, with the door open 90 degrees.

2010 ADAS Section 404.2.3

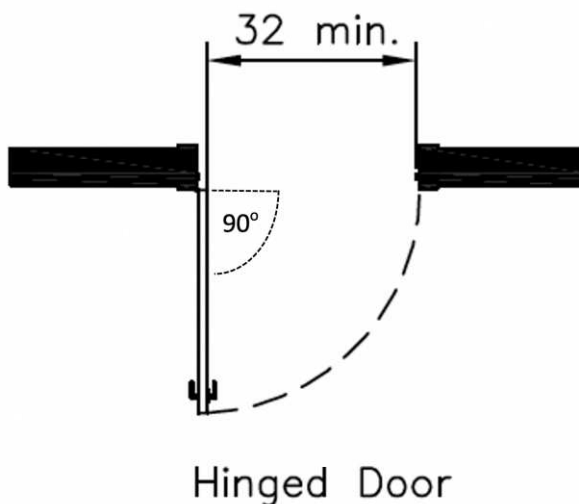
Door openings shall provide a clear width of 32 inches (815 mm) minimum. Clear openings of doorways with swinging doors shall be measured between the face of the door and the stop, with the door open 90 degrees. Openings more than 24 inches (610 mm) deep shall provide a clear opening of 36 inches (915 mm) minimum. There shall be no projections into the required clear opening width lower than 34 inches (865 mm) above the finish floor or ground. Projections into the clear opening width between 34 inches (865 mm) and 80 inches (2030 mm) above the finish floor or ground shall not exceed 4 inches (100 mm).

Citation:

2010 ADAS Section: 404.2.3

As Built:

Doorway into piano room is not 32" wide



Kitchen: Kitchen Area

Lat/Long: [42.27888, -83.74416]

Finding: 17

The door opening does not provide at least 32 inches between the face of the door and the opposite stop.

Door openings shall provide a clear width of 32 inches minimum. Clear openings of doorways with swinging doors shall be measured between the face of the door and the stop, with the door open 90 degrees.

2010 ADAS Section 404.2.3

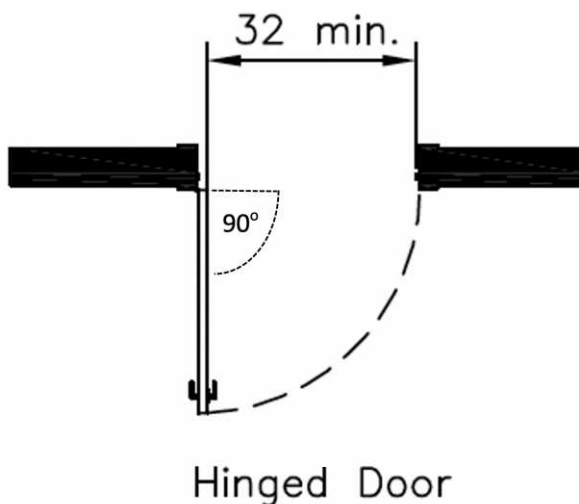
Door openings shall provide a clear width of 32 inches (815 mm) minimum. Clear openings of doorways with swinging doors shall be measured between the face of the door and the stop, with the door open 90 degrees. Openings more than 24 inches (610 mm) deep shall provide a clear opening of 36 inches (915 mm) minimum. There shall be no projections into the required clear opening width lower than 34 inches (865 mm) above the finish floor or ground. Projections into the clear opening width between 34 inches (865 mm) and 80 inches (2030 mm) above the finish floor or ground shall not exceed 4 inches (100 mm).

Citation:

2010 ADAS Section: 404.2.3

As Built:

Door opening is not 32" wide



Kitchen: Kitchen Area

Lat/Long: [42.27867, -83.74416]

Finding: 18

The top of the sink is above the allowable height requirement.

Sinks shall be installed with the front of the higher of the rim or counter surface 34 inches maximum above the finish floor or ground.

2010 ADAS Section 606.3

Lavatories and sinks shall be installed with the front of the higher of the rim or counter surface 34 inches (865 mm) maximum above the finish floor or ground.

Citation:

2010 ADAS Section: 606.3

As Built:

Rim above 34” and no knee and toe clearance are provided



Kitchen: Kitchen Area

Lat/Long: [42.27896, -83.74434]

Finding: 19

The vent hood is positioned too high for a side approach.

Where a clear floor or ground space allows a parallel approach to an element and the side reach is unobstructed, the high side reach shall be 48 inches maximum and the low side reach shall be 15 inches minimum above the finish floor or ground.

Where a forward reach is unobstructed, the high forward reach shall be 48 inches maximum and the low forward reach shall be 15 inches minimum above the finish floor or ground.

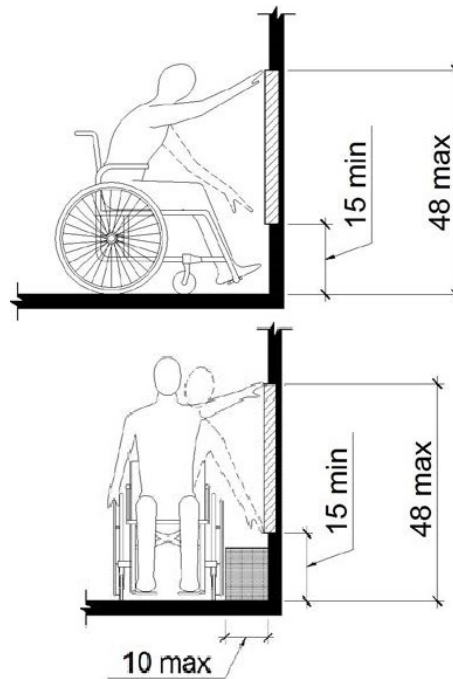
*2010 ADAS Section 308.1
Reach ranges shall comply with 308.*

Citation:

2010 ADAS Section: 308.1

As Built:

Vent hood not installed within reach range



Site Accessibility Evaluation



Kilburn Park
3137 Kilburn Park Cir
Ann Arbor, MI 48104
ADA Only

Inspection Date: 07/11/2022

Inspectors: Aileen Dryden, Arturo Pinero, Jesus Lardizabal, Juvelyn Owen, Olaf Brunjes

Prepared By



(512) 410 - 7059

alturalp.com

Report Date: 11/09/2022



DNR Accessibility Grading System for Parks and Recreation Facilities

Accessibility Grade

Definition

1

None of the facilities meet accessibility guidelines

2

Some facilities meet accessibility guidelines

3

Most facilities meet accessibility guidelines

4

The entire park meets accessibility guidelines

5

The entire park was developed using the principles of universal design

Play Area: Playground

Lat/Long: [42.319, -83.69534]

Finding: 1

Compliance with ASTM F1951 for accessibility for ground surfaces on accessible routes, clear floor or ground spaces, and turning spaces has not been determined.

Ground surfaces shall comply with ASTM F 1951. Ground surfaces shall be inspected and maintained regularly and frequently to ensure continued compliance with ASTM F 1951.

2010 ADAS Section 1008.2.6.1

Ground surfaces shall comply with ASTM F 1951 (incorporated by reference, see "Referenced Standards" in Chapter 1). Ground surfaces shall be inspected and maintained regularly and frequently to ensure continued compliance with ASTM F 1951.

Citation:

2010 ADAS Section: 1008.2.6.1

As Built:

Existing pre-engineered wood mulch needs maintenance.



Play Area: Playground

Lat/Long: [42.319, -83.69534]

Finding: 2

Compliance with ASTM F1951 for accessibility for ground surfaces on accessible routes, clear floor or ground spaces, and turning spaces has not been determined.

Ground surfaces shall comply with ASTM F 1951. Ground surfaces shall be inspected and maintained regularly and frequently to ensure continued compliance with ASTM F 1951.

2010 ADAS Section 1008.2.6.1

Ground surfaces shall comply with ASTM F 1951 (incorporated by reference, see "Referenced Standards" in Chapter 1). Ground surfaces shall be inspected and maintained regularly and frequently to ensure continued compliance with ASTM F 1951.

Citation:

2010 ADAS Section: 1008.2.6.1

As Built:

Existing pre-engineered wood mulch needs maintenance.



Site Accessibility Evaluation



Kuebler Langford Nature Area
101 W Huron River Dr
Ann Arbor, MI 48104
ADA Only

Inspection Date: 07/11/2022

Inspectors: Aileen Dryden, Arturo Pinero, Jesus Lardizabal, Juvelyn Owen, Olaf Brunjes

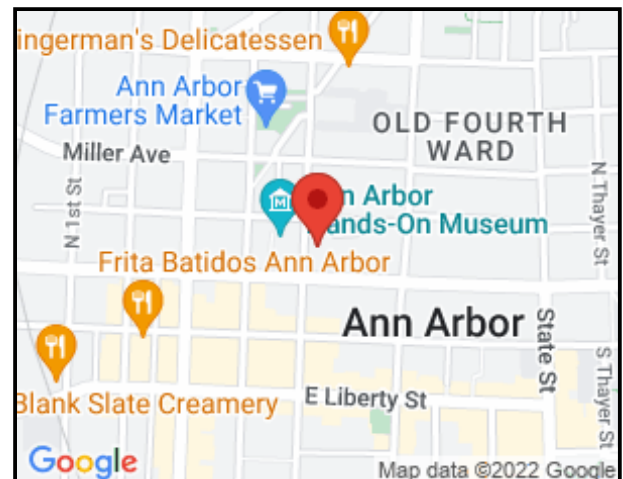
Prepared By



(512) 410 - 7059

alturalp.com

Report Date: 11/15/2022



DNR Accessibility Grading System for Parks and Recreation Facilities

Accessibility Grade

Definition

1

None of the facilities meet accessibility guidelines

2

Some facilities meet accessibility guidelines

3

Most facilities meet accessibility guidelines

4

The entire park meets accessibility guidelines

5

The entire park was developed using the principles of universal design

Site Accessibility Evaluation



**Lakewood Nature Area
3225 Sunnywood Dr
Ann Arbor, MI 48104
ADA Only**

Inspection Date: 07/11/2022

Inspectors: Aileen Dryden, Arturo Pinero, Jesus Lardizabal, Juvelyn Owen, Olaf Brunjes

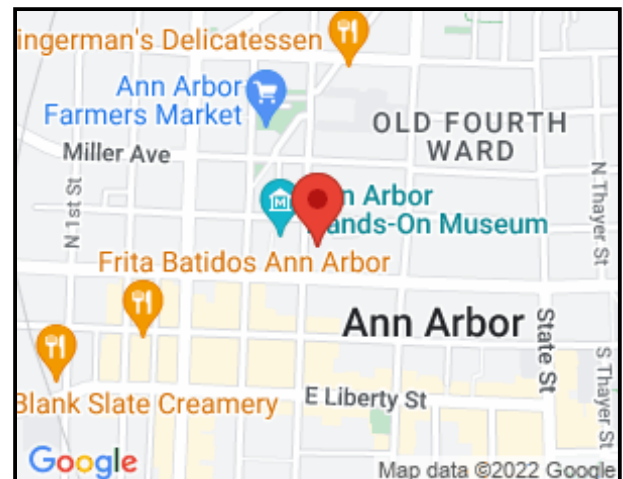
Prepared By



(512) 410 - 7059

alturalp.com

Report Date: 11/15/2022



DNR Accessibility Grading System for Parks and Recreation Facilities

Accessibility Grade

Definition

1

None of the facilities meet accessibility guidelines

2

Some facilities meet accessibility guidelines

3

Most facilities meet accessibility guidelines

4

The entire park meets accessibility guidelines

5

The entire park was developed using the principles of universal design

Trail System: Trail

Lat/Long: [42.28105, -83.7934]

Finding: 1 - Accessible route

The accessible route contains loose gravel and/or surface materials that do not provide for a stable, firm slip resistant surface.

Floor and ground surfaces shall be stable, firm, and slip resistant.

2010 ADAS Section 302.1

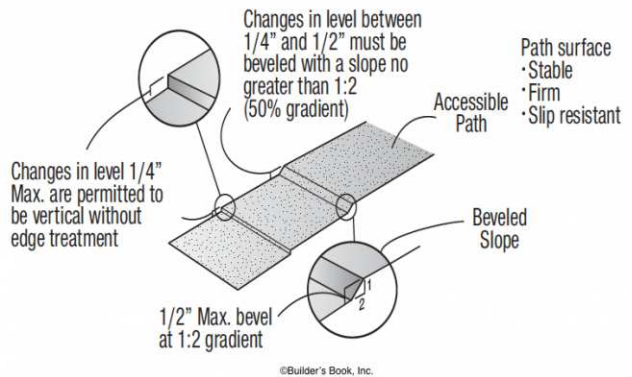
Floor and ground surfaces shall be stable, firm, and slip resistant and shall comply with 302.

Citation:

2010 ADAS Section: 302.1

As Built:

Loose gravel



Trail System: Trail

Lat/Long: [42.28189, -83.79353]

Finding: 2 - Cross slope

The accessible path of travel has cross slopes greater than 2%.

Surface cross slopes shall not exceed one unit vertical in 48 units horizontal (2-percent slope). When the slope in the direction of travel of any walk exceeds 1 unit vertical in 20 units horizontal (5-percent slope), it must be constructed as a ramp.

2010 ADAS Section 403.3

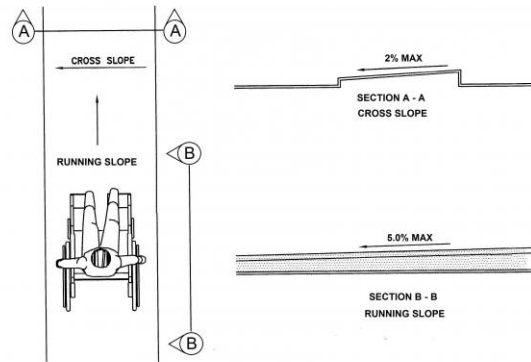
The running slope of walking surfaces shall not be steeper than 1:20. The cross slope of walking surfaces shall not be steeper than 1:48.

Citation:

2010 ADAS Section: 403.3

As Built:

Greater than 2%



Site Accessibility Evaluation



Lansdowne Park
601 Lans Way
Ann Arbor, MI 48104
ADA Only

Inspection Date: 07/11/2022

Inspectors: Aileen Dryden, Arturo Pinero, Jesus Lardizabal, Juvelyn Owen, Olaf Brunjes

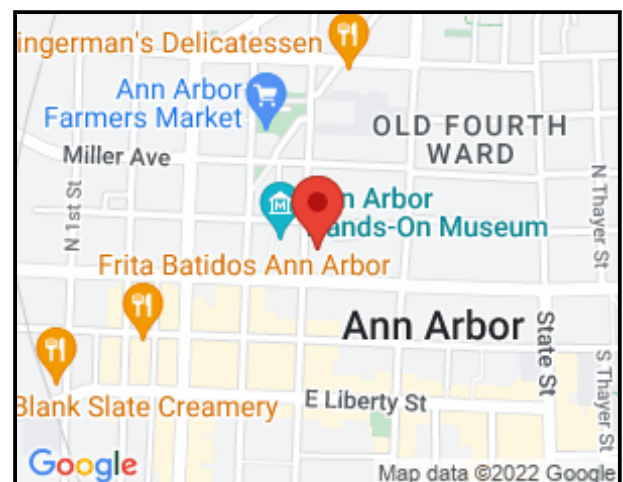
Prepared By



(512) 410 - 7059

alturalp.com

Report Date: 11/09/2022



DNR Accessibility Grading System for Parks and Recreation Facilities

Accessibility Grade

Definition

1

None of the facilities meet accessibility guidelines

2

Some facilities meet accessibility guidelines

3

Most facilities meet accessibility guidelines

4

The entire park meets accessibility guidelines

5

The entire park was developed using the principles of universal design

Trail System: Trail

Lat/Long: [42.25289, -83.75784]

Finding: 1

The accessible path of travel has cross slopes greater than 2%.

Surface cross slopes shall not exceed one unit vertical in 48 units horizontal (2-percent slope). When the slope in the direction of travel of any walk exceeds 1 unit vertical in 20 units horizontal (5-percent slope), it must be constructed as a ramp.

2010 ADAS Section 403.3

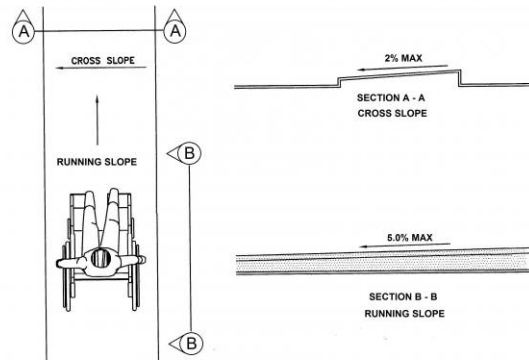
The running slope of walking surfaces shall not be steeper than 1:20. The cross slope of walking surfaces shall not be steeper than 1:48.

Citation:

2010 ADAS Section: 403.3

As Built:

Path from Land Way to playground has a cross slope of up to 3.5%



Play Area: Sand Pit

Lat/Long: [42.25313, -83.75817]

Finding: 2

There is no accessible route to the sand pit.

At least one accessible route shall connect accessible buildings, accessible facilities, accessible elements, and accessible spaces that are on the same site.

2010 ADAS Section 206.2.2

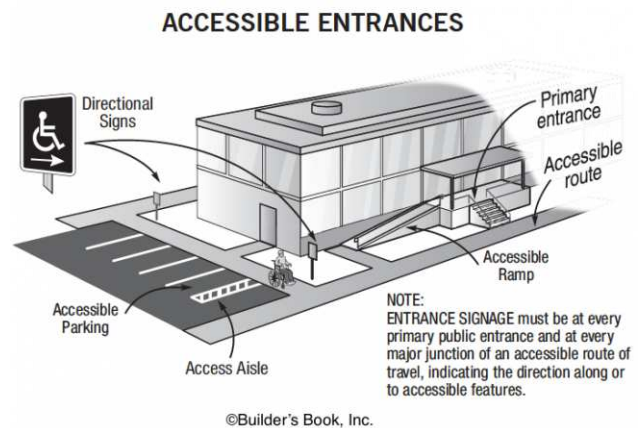
At least one accessible route shall connect accessible buildings, accessible facilities, accessible elements, and accessible spaces that are on the same site.

Citation:

2010 ADAS Section: 206.2.2

As Built:

No accessible route to sand pit.



Play Area: Playground

Lat/Long: [42.25292, -83.75799]

Finding: 3 - Play Route

The walkway contains abrupt vertical edges and/or variations over a 1/2 inch.

1/4 inch is the maximum vertical rise. Changes in level between 1/4 inch and 1/2 inch must be beveled at 1:2 or less.

Changes in level greater than 1/2 inch must be by way of a ramp.

2010 ADAS Section 303.3

Changes in level between 1/4 inch (6.4 mm) high minimum and 1/2 inch (13 mm) high maximum shall be beveled with a slope not steeper than 1:2.

2010 ADAS Section 303.2

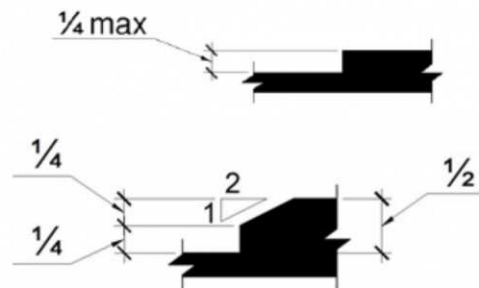
Changes in level of 1/4 inch (6.4 mm) high maximum shall be permitted to be vertical.

Citation:

2010 ADAS Section: 303.3, 303.2

As Built:

4" change in level from sidewalk to playground surface.



Play Area: Playground

Lat/Long: [42.25291, -83.75813]

Finding: 4 - Playground Surfacing

Compliance with ASTM F 1292 for Use Zones has not been determined.

Ground surfaces located within use zones shall comply with ASTM F 1292 (1999 edition or 2004 edition).

2010 ADAS Section 1008.2.6.2

Ground surfaces located within use zones shall comply with ASTM F 1292 (1999 edition or 2004 edition) (incorporated by reference, see "Referenced Standards" in Chapter 1).

Citation:

2010 ADAS Section: 1008.2.6.2

As Built:

Existing pre-engineered wood mulch needs maintenance.



Soccer Field: Seating

Lat/Long: [42.25329, -83.75787]

Finding: 5

There is no accessible route to the soccer field.

At least one accessible route shall connect accessible buildings, accessible facilities, accessible elements, and accessible spaces that are on the same site.

2010 ADAS Section 206.2.2

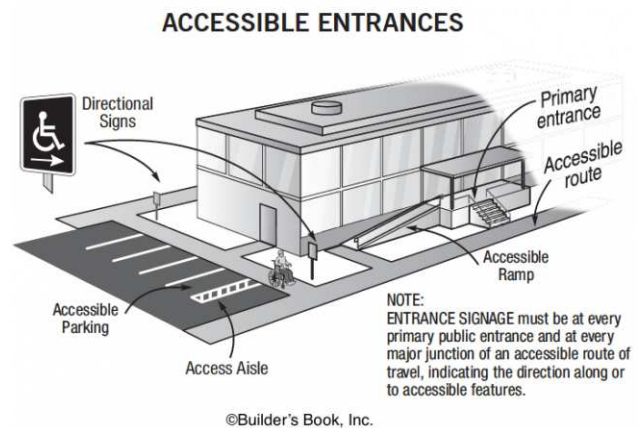
At least one accessible route shall connect accessible buildings, accessible facilities, accessible elements, and accessible spaces that are on the same site.

Citation:

2010 ADAS Section: 206.2.2

As Built:

No accessible route to soccer field.



Site Accessibility Evaluation



Las Vegas Park
1455 Las Vegas Dr
Ann Arbor, MI 48104
ADA Only

Inspection Date: 07/11/2022

Inspectors: Aileen Dryden, Arturo Pinero, Jesus Lardizabal, Juvelyn Owen, Olaf Brunjes

Prepared By



(512) 410 - 7059

alturalp.com

Report Date: 11/09/2022



DNR Accessibility Grading System for Parks and Recreation Facilities

Accessibility Grade

Definition

1

None of the facilities meet accessibility guidelines

2

Some facilities meet accessibility guidelines

3

Most facilities meet accessibility guidelines

4

The entire park meets accessibility guidelines

5

The entire park was developed using the principles of universal design

Play Area: Sand Pit

Lat/Long: [42.2625, -83.77076]

Finding: 1

There is no accessible route to the sand pit.

At least one accessible route shall connect accessible buildings, accessible facilities, accessible elements, and accessible spaces that are on the same site.

2010 ADAS Section 206.2.2

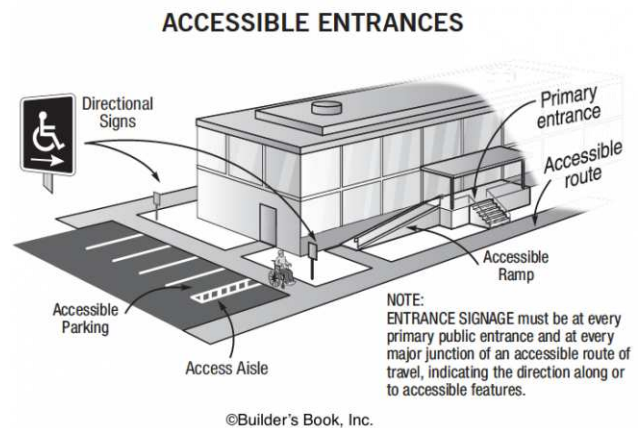
At least one accessible route shall connect accessible buildings, accessible facilities, accessible elements, and accessible spaces that are on the same site.

Citation:

2010 ADAS Section: 206.2.2

As Built:

No accessible route to sand pit.



Findings with no area description

Lat/Long: [42.26254, -83.76996]

Finding: 2

There is no accessible route to the baseball field.

At least one accessible route shall connect accessible buildings, accessible facilities, accessible elements, and accessible spaces that are on the same site.

2010 ADAS Section 206.2.2

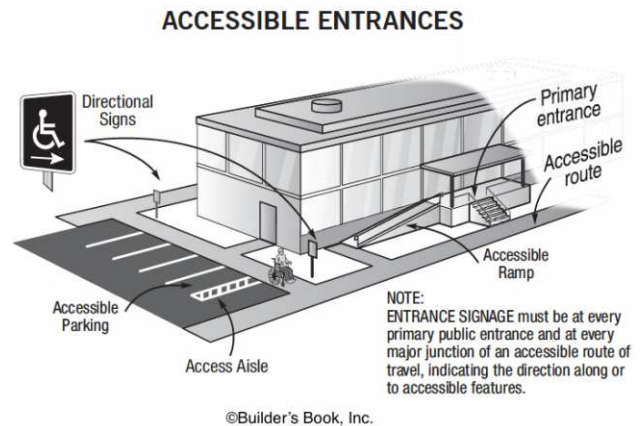
At least one accessible route shall connect accessible buildings, accessible facilities, accessible elements, and accessible spaces that are on the same site.

Citation:

2010 ADAS Section: 206.2.2

As Built:

No accessible route to baseball field.



Site Accessibility Evaluation



Lawton Park
2125 Mershon Dr
Ann Arbor, MI 48104
ADA Only

Inspection Date: 07/11/2022

Inspectors: Aileen Dryden, Arturo Pinero, Jesus Lardizabal, Juvelyn Owen, Olaf Brunjes

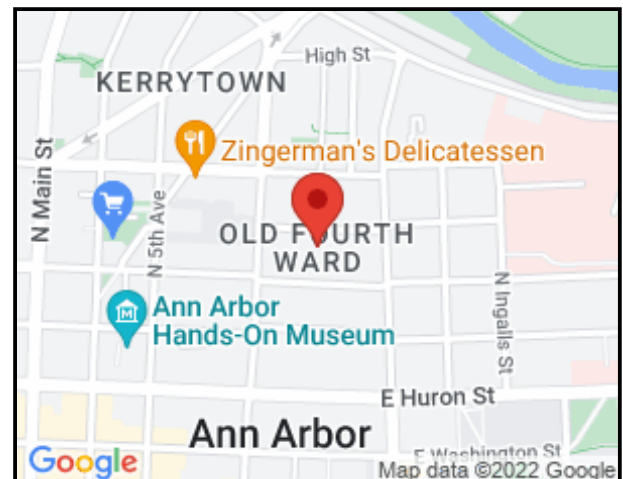
Prepared By



(512) 410 - 7059

alturalp.com

Report Date: 11/09/2022



DNR Accessibility Grading System for Parks and Recreation Facilities

Accessibility Grade

Definition

1

None of the facilities meet accessibility guidelines

2

Some facilities meet accessibility guidelines

3

Most facilities meet accessibility guidelines

4

The entire park meets accessibility guidelines

5

The entire park was developed using the principles of universal design

Green Space: Sidewalks

Lat/Long: [42.25498, -83.76623]

Finding: 1

There is no accessible route to the play area.

At least one accessible route shall connect accessible buildings, accessible facilities, accessible elements, and accessible spaces that are on the same site.

2010 ADAS Section 206.2.2

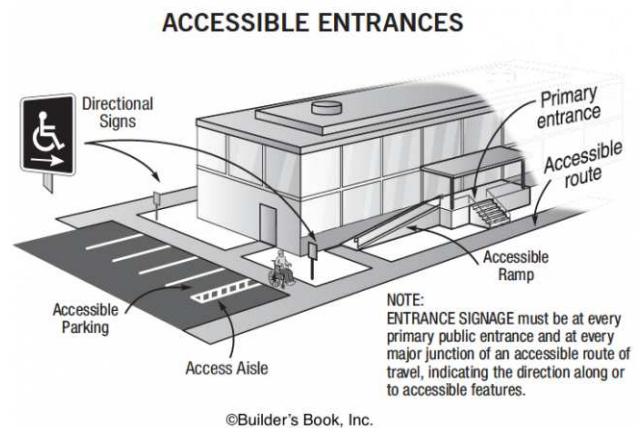
At least one accessible route shall connect accessible buildings, accessible facilities, accessible elements, and accessible spaces that are on the same site.

Citation:

2010 ADAS Section: 206.2.2

As Built:

No accessible route to play area.



Baseball Field: Seating

Lat/Long: [42.25486, -83.76553]

Finding: 2

Based on the number of seats provided in this area , there should be a minimum of 2 wheelchair seating spaces.

Wheelchair spaces shall be provided in assembly areas with fixed seating.

The wheelchair spaces must connect to an accessible route.

2010 ADAS Section 221.2

Wheelchair spaces complying with 221.2 shall be provided in assembly areas with fixed seating.

2010 ADAS Section 221.2.1.1

Wheelchair spaces complying with 802.1 shall be provided in accordance with Table 221.2.1.1.

Citation:

2010 ADAS Section: 221.2, 221.2.1.1

As Built:

No wheelchair area adjacent to bleachers.



Number of Seats	Minimum Number of Required Wheelchair Spaces
4 to 25	1
26 to 50	2
51 to 150	4
151 to 300	5
301 to 500	6
501 to 5000	6, plus 1 for each 150, or fraction thereof, between 501 through 5000
5001 and over	36, plus 1 for each 200, or fraction thereof, over 5000

Baseball Field: Dugouts

Lat/Long: [42.25441, -83.7654]

Finding: 3

There is no accessible route to the baseball field, dugouts, or seating areas.

At least one accessible route shall connect accessible buildings, accessible facilities, accessible elements, and accessible spaces that are on the same site.

2010 ADAS Section 206.2.2

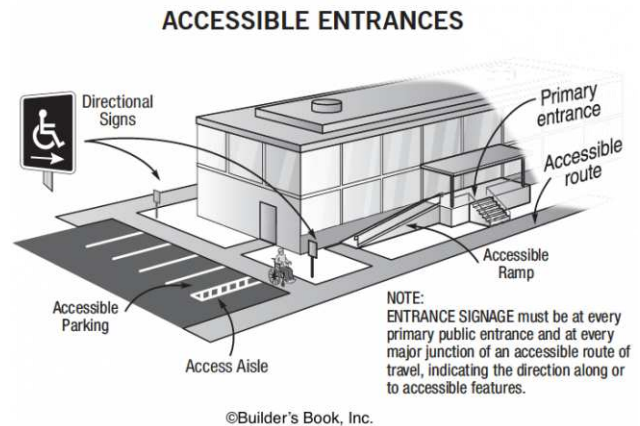
At least one accessible route shall connect accessible buildings, accessible facilities, accessible elements, and accessible spaces that are on the same site.

Citation:

2010 ADAS Section: 206.2.2

As Built:

No accessible route to baseball field, dugouts, or seating.



Site Accessibility Evaluation



**Leslie Park Golf Course
2120 Traver Rd
Northside, MI 48105
ADA Only**

Inspection Date: 07/11/2022

Inspectors: Aileen Dryden, Arturo Pinero, Jesus Lardizabal, Juvelyn Owen, Olaf Brunjes

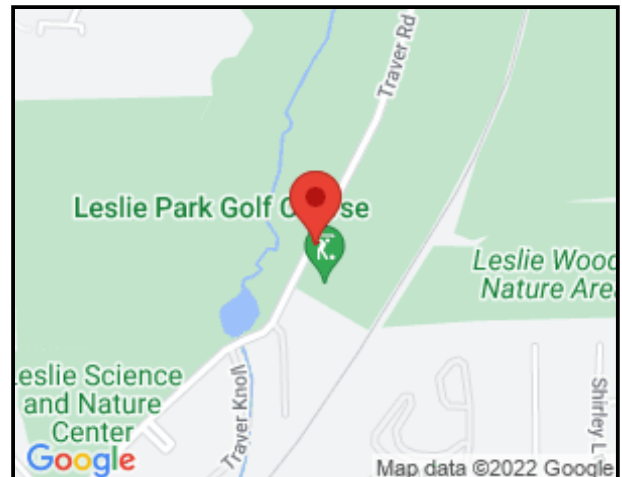
Prepared By



(512) 410 - 7059

alturalp.com

Report Date: 11/09/2022



DNR Accessibility Grading System for Parks and Recreation Facilities

Accessibility Grade

Definition

1

None of the facilities meet accessibility guidelines

2

Some facilities meet accessibility guidelines

3

Most facilities meet accessibility guidelines

4

The entire park meets accessibility guidelines

5

The entire park was developed using the principles of universal design

Parking: Parking Lot

Lat/Long: [42.30276, -83.72476]

Finding: 1

The accessible route on the site has running slopes greater than 5 percent and has not been constructed as a ramp (i.e. handrails, edge protection, etc.).

When the slope in the direction of travel of any walk exceeds 1 unit vertical in 20 units horizontal (5-percent slope), it must be constructed as a ramp. Surface cross slopes must not exceed one unit vertical in 48 units horizontal (2-percent slope).

2010 ADAS Section 403.3

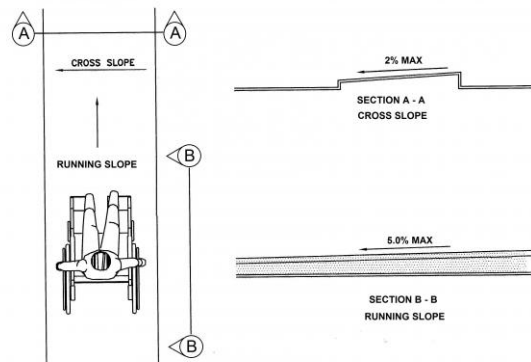
The running slope of walking surfaces shall not be steeper than 1:20. The cross slope of walking surfaces shall not be steeper than 1:48.

Citation:

2010 ADAS Section: 403.3

As Built:

Accessible route from the accessible parking to the main entrance has a running slope of up to 13.5%



Parking: Parking Lot

Lat/Long: [42.30273, -83.72471]

Finding: 2

There are not enough accessible stalls.

There are 4 accessible parking stalls including 0 designated for a van.

There should be a minimum of 5 accessible parking stalls including a minimum of 1 van accessible stalls.

2010 ADAS Section 208.2

Parking spaces complying with 502 shall be provided in accordance with Table 208.2 except as required by 208.2.1, 208.2.2, and 208.2.3. Where more than one parking facility is provided on a site, the number of accessible spaces provided on the site shall be calculated according to the number of spaces required for each parking facility.

Citation:

2010 ADAS Section: 208.2

As Built:

104 total parking space require 5 accessible stalls with one van accessible space



Total Number of Parking Spaces Provided in Parking Facility	Minimum Number of Required Accessible Parking Spaces
1 to 25	1
26 to 50	2
51 to 75	3
76 to 100	4
101 to 150	5
151 to 200	6
201 to 300	7
301 to 400	8
401 to 500	9
501 to 1000	2 percent of total
1001 and over	20, plus 1 for each 100, or fraction thereof, over 1000

Parking: Parking Lot

Lat/Long: [42.30273, -83.72471]

Finding: 3

The access aisle is missing at the accessible parking stalls.

Access aisles serving parking spaces shall adjoin an accessible route. Two parking spaces shall be permitted to share a common access aisle.

2010 ADAS Section 502.2

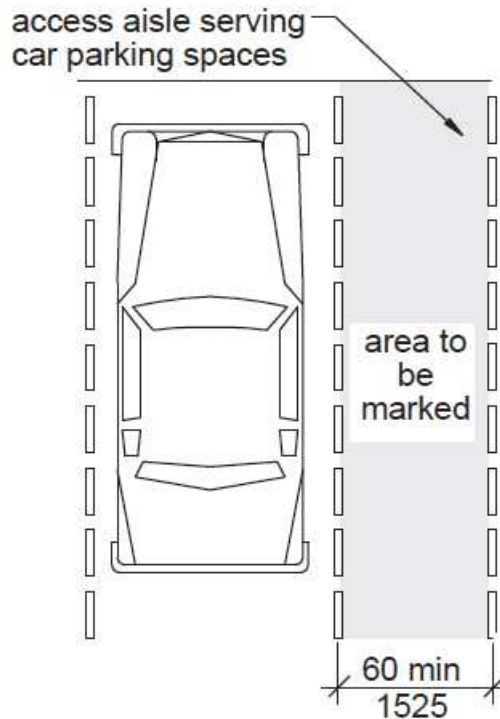
Car parking spaces shall be 96 inches (2440 mm) wide minimum and van parking spaces shall be 132 inches (3350 mm) wide minimum, shall be marked to define the width, and shall have an adjacent access aisle complying with 502.3.

Citation:

2010 ADAS Section: 502.2

As Built:

None of the 4 accessible parking stalls have an access aisle



Parking: Parking Lot

Lat/Long: [42.30273, -83.72471]

Finding: 4

The required parking signage is missing.

Parking space identification signs shall include the International Symbol of Accessibility (ISA). Signs identifying van parking spaces shall contain the designation "van accessible." All signs shall be 60 inches minimum above the finish floor or ground surface measured to the bottom of the sign.

2010 ADAS Section 502.6

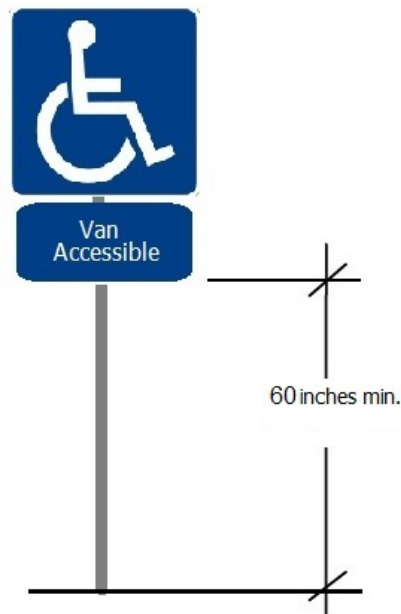
Parking space identification signs shall include the International Symbol of Accessibility complying with 703.7.2.1. Signs identifying van parking spaces shall contain the designation "van accessible." Signs shall be 60 inches (1525 mm) minimum above the finish floor or ground surface measured to the bottom of the sign.

Citation:

2010 ADAS Section: 502.6

As Built:

None of the 4 accessible parking stalls have an accessible parking sign



Parking: Parking Lot

Lat/Long: [42.30273, -83.72471]

Finding: 5

The accessible parking space and/or access aisle contains loose gravel and/or surface materials that do not provide for a stable, firm slip resistant surface.

Parking spaces and access aisles serving them shall comply with floor or ground surface requirements. The ground surface shall be stable, firm, and slip resistant. Access aisles shall be at the same level as the parking spaces they serve. Changes in level, slopes exceeding 1:48, and detectable warnings shall not be permitted.

2010 ADAS Section 502.4

Parking spaces and access aisles serving them shall comply with 302. Access aisles shall be at the same level as the parking spaces they serve. Changes in level are not permitted.

Citation:

2010 ADAS Section: 502.4

As Built:

3 accessible parking stalls have broken and uneven asphalt.



Exterior: Golf Tee

Lat/Long: [42.3021, -83.72324]

Finding: 6 - Reach Range

The pencil box and ball cleaners are not accessible because the operable parts are not within the required reach range.

Operable parts on accessible elements, accessible routes, and in accessible rooms and spaces shall comply with requirements for operable parts. The requirements include complying with a clear floor space, reach range, and operation.

2010 ADAS Section 205.1

Operable parts on accessible elements, accessible routes, and in accessible rooms and spaces shall comply with 309.

Citation:

2010 ADAS Section: 205.1

As Built:

The scorecard and pencil box and the golf ball cleaner are higher than 48”



Exterior: Golf Tee

Lat/Long: [42.30207, -83.7271]

Finding: 7 - Ball Washer

The golf ball cleaner is not accessible because the operable parts are not within the required reach range.

Operable parts on accessible elements, accessible routes, and in accessible rooms and spaces shall comply with requirements for operable parts. The requirements include complying with a clear floor space, reach range, and operation.

2010 ADAS Section 205.1

Operable parts on accessible elements, accessible routes, and in accessible rooms and spaces shall comply with 309.

Citation:

2010 ADAS Section: 205.1

As Built:

The golf ball cleaner is higher than 48”



Exterior: Unisex Restroom Golf Course

Lat/Long: [42.30977, -83.7159]

Finding: 8

The walkway contains changes in level greater than a 1/2 inch high that should be ramped.

Changes in level greater than 1/2 inch high shall be constructed as a ramp or curb ramp.

2010 ADAS Section 303.4

Changes in level greater than 1/2 inch (13 mm) high shall be ramped, and shall comply with 405 or 406.

Citation:

2010 ADAS Section: 303.4

As Built:

10" step up to the restroom in the golf course



Exterior: Exterior Dining

Lat/Long: [42.30311, -83.72464]

Finding: 9

The top of the dining surface is not within the compliant height range.

5% of the seating areas must have the tops of tables and counters at 28 inches to 34 inches from the floor or ground.

2010 ADAS Section 902.3


The tops of dining surfaces and work surfaces shall be 28 inches (710 mm) minimum and 34 inches (865 mm) maximum above the finish floor or ground.

Citation:

2010 ADAS Section: 902.3

As Built:

2 exterior bar ledge are 43 inches high



Dining or Work Surface

©Builder's Book, Inc.

Exterior: Unisex Restroom Golf Course

Lat/Long: [42.30845, -83.71773]

Finding: 10

The toilet paper is not installed within the compliant range.

Toilet paper dispensers shall be 7 inches minimum and 9 inches maximum in front of the water closet measured to the centerline of the dispenser. The outlet of the dispenser shall be 15 inches minimum and 48 inches maximum above the finish floor and shall not be located behind grab bars. Dispensers shall not be of a type that controls delivery or that does not allow continuous paper flow. There shall be a clearance of 1 1/2 inches minimum below the grab bar.

2010 ADAS Section 604.7

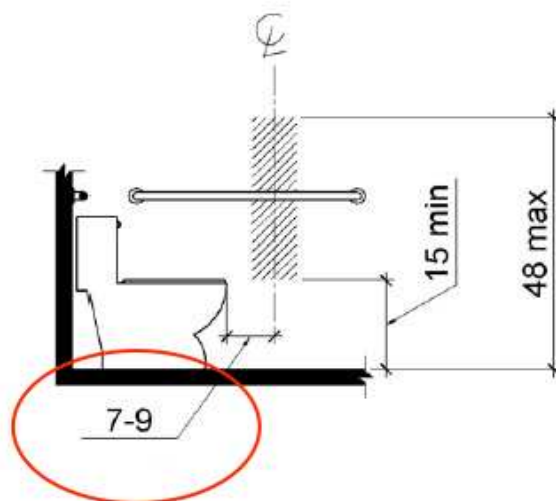
Toilet paper dispensers shall comply with 309.4 and shall be 7 inches (180 mm) minimum and 9 inches (230 mm) maximum in front of the water closet measured to the centerline of the dispenser. The outlet of the dispenser shall be 15 inches (380 mm) minimum and 48 inches (1220 mm) maximum above the finish floor and shall not be located behind grab bars. Dispensers shall not be of a type that controls delivery or that does not allow continuous paper flow.

Citation:

2010 ADAS Section: 604.7

As Built:

Toilet paper dispenser is 11 inches in front of water closet



Exterior: Unisex Restroom Golf Course

Lat/Long: [42.30845, -83.71773]

Finding: 11

The hand sanitizer dispenser operation mechanism is too high off the floor.

Dispensers must have all operable parts a maximum of 48 inches above the floor.

2010 ADAS Section 308.2.1

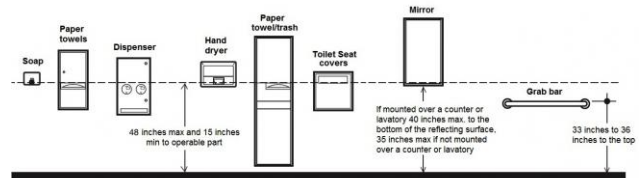
Where a forward reach is unobstructed, the high forward reach shall be 48 inches (1220 mm) maximum and the low forward reach shall be 15 inches (380 mm) minimum above the finish floor or ground.

Citation:

2010 ADAS Section: 308.2.1

As Built:

Hand sanitizer is 53 inches high



Lobby: Reception Area

Lat/Long: [42.30312, -83.72472]

Finding: 12 - Sales Counter

The counter is higher than 36 inches above the floor.

A portion of the counter surface that is 30 inches long minimum and 36 inches high maximum shall be provided. Knee and toe space shall be provided under the counter. A clear floor or ground space shall be positioned for a forward approach to the counter.

2010 ADAS Section 904.4.2

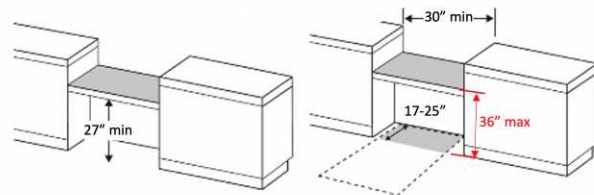
A portion of the counter surface that is 30 inches (760 mm) long minimum and 36 inches (915 mm) high maximum shall be provided. Knee and toe space complying with 306 shall be provided under the counter. A clear floor or ground space complying with 305 shall be positioned for a forward approach to the counter.

Citation:

2010 ADAS Section: 904.4.2

As Built:

The sales counter is 37" high



Lobby: Reception Area

Lat/Long: [42.30287, -83.72504]

Finding: 13 - Pro Shop Counter

The counter is higher than 36 inches above the floor.

A portion of the counter surface that is 30 inches long minimum and 36 inches high maximum shall be provided. Knee and toe space shall be provided under the counter. A clear floor or ground space shall be positioned for a forward approach to the counter.

2010 ADAS Section 904.4.2

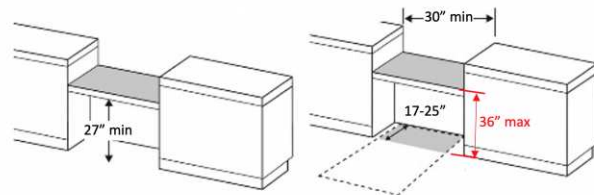
A portion of the counter surface that is 30 inches (760 mm) long minimum and 36 inches (915 mm) high maximum shall be provided. Knee and toe space complying with 306 shall be provided under the counter. A clear floor or ground space complying with 305 shall be positioned for a forward approach to the counter.

Citation:

2010 ADAS Section: 904.4.2

As Built:

Service counter is 48" high



Lobby: Hallway

Lat/Long: [42.30312, -83.72472]

Finding: 14 - Clear Floor Space

The clear floor space required at accessible drinking fountains is not centered on the low fountain.

At wheelchair accessible drinking fountains, the 30 inch by 48 inch clear floor space must be centered on the fountain.

2010 ADAS Section 602.2

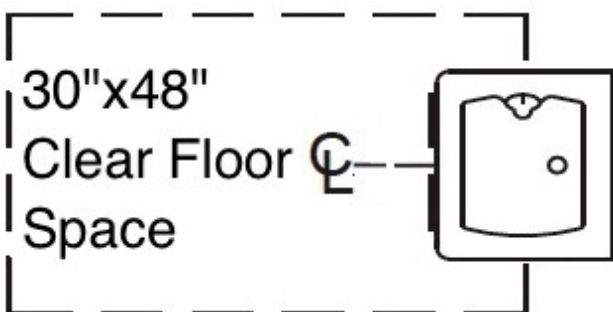
Units shall have a clear floor or ground space complying with 305 positioned for a forward approach and centered on the unit. Knee and toe clearance complying with 306 shall be provided.

Citation:

2010 ADAS Section: 602.2

As Built:

Drinking fountain does not have clear floor space



Lobby: Hallway

Lat/Long: [42.30264, -83.72514]

Finding: 15 - Door Hardware

The door operating hardware is not accessible.

Hand-activated door opening hardware, handles, pulls, latches, locks, and other operating devices on accessible doors shall have a shape that is easy to grasp with one hand and does not require tight grasping, pinching or twisting of the wrist to operate. Hardware shall be 34 inches minimum and 48 inches maximum above the finish floor or ground.

2010 ADAS Section 404.2.7

Handles, pulls, latches, locks, and other operable parts on doors and gates shall comply with 309.4. Operable parts of such hardware shall be 34 inches (865 mm) minimum and 48 inches (1220 mm) maximum above the finish floor or ground. Where sliding doors are in the fully open position, operating hardware shall be exposed and usable from both sides.

Citation:

2010 ADAS Section: 404.2.7

As Built:

Non-compliant door knob



Lobby: Women's Restroom

Lat/Long: [42.30313, -83.72472]

Finding: 16

A compliant room identification sign is missing on the strike side of the door.

Wall signs identifying permanent rooms and spaces of a building shall be a horizontal format and the characters raised 1/32 inch minimum and shall be sans serif uppercase characters a minimum of 5/8 inch and a maximum of 2 inches high. Contracted Grade 2 Braille shall be in a horizontal format and shall be placed a minimum of 3/8 inch and a maximum of 1/2 inch directly below the tactile characters; flush left or centered. Signs with raised characters or Braille shall be located 48 inches minimum above the finish floor or ground surface, measured from the baseline of the lowest tactile character and 60 inches maximum above the finish floor or ground surface, measured from the baseline of the highest tactile character.

2010 ADAS Section 216.2

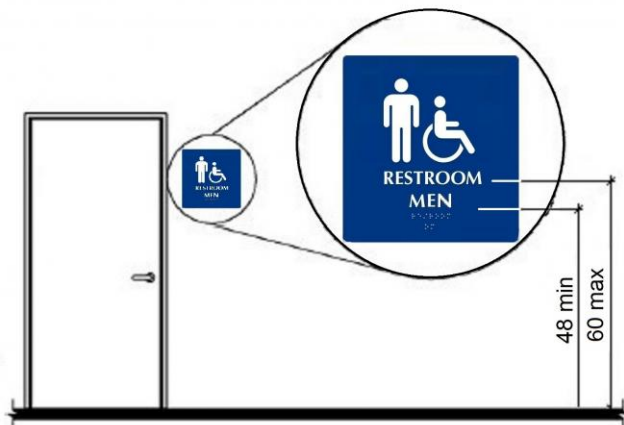
Interior and exterior signs identifying permanent rooms and spaces shall comply with 703.1, 703.2, and 703.5. Where pictograms are provided as designations of permanent interior rooms and spaces, the pictograms shall comply with 703.6 and shall have text descriptors complying with 703.2 and 703.5.

Citation:

2010 ADAS Section: 216.2

As Built:

Door sign located not on wall adjacent to the latch side of the door.



Lobby: Women's Restroom

Lat/Long: [42.30312, -83.72472]

Finding: 17 - Compartment Width

The clear floor space at the toilet is noncompliant.

Wheelchair accessible compartments shall be 60 inches wide minimum measured perpendicular to the side wall, and 59 inches deep minimum for floor mounted water closets measured perpendicular to the rear wall.

2010 ADAS Section 604.8.1.1

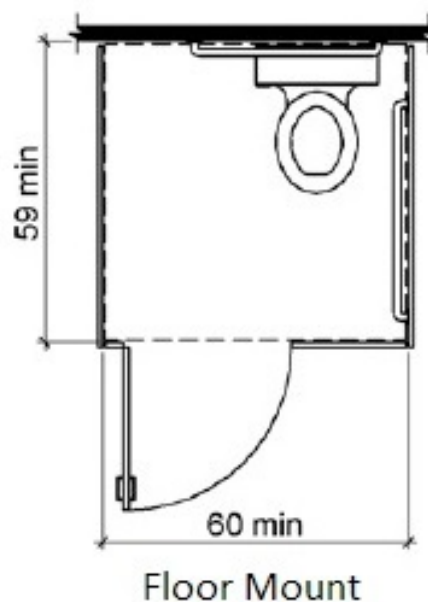
Wheelchair accessible compartments shall be 60 inches (1525 mm) wide minimum measured perpendicular to the side wall, and 56 inches (1420 mm) deep minimum for wall hung water closets and 59 inches (1500 mm) deep minimum for floor mounted water closets measured perpendicular to the rear wall. Wheelchair accessible compartments for children's use shall be 60 inches (1525 mm) wide minimum measured perpendicular to the side wall, and 59 inches (1500 mm) deep minimum for wall hung and floor mounted water closets measured perpendicular to the rear wall.

Citation:

2010 ADAS Section: 604.8.1.1

As Built:

Accessible toilet compartment is 43" wide



Lobby: Women's Restroom

Lat/Long: [42.30313, -83.72472]

Finding: 18 - Toilet

The toilet is not located within the range allowed from the side wall or partition.

The centerline of the toilet must be 16 to 18 inches from the side wall.

2010 ADAS Section 604.2

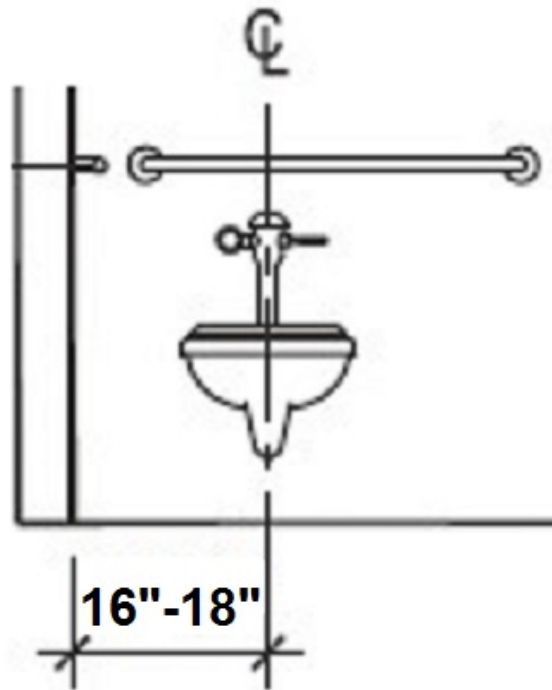
The water closet shall be positioned with a wall or partition to the rear and to one side. The centerline of the water closet shall be 16 inches (405 mm) minimum to 18 inches (455 mm) maximum from the side wall or partition, except that the water closet shall be 17 inches (430 mm) minimum and 19 inches (485 mm) maximum from the side wall or partition in the ambulatory accessible toilet compartment specified in 604.8.2. Water closets shall be arranged for a left-hand or right-hand approach.

Citation:

2010 ADAS Section: 604.2

As Built:

Toilet is centered at 24" from the side wall.



Lobby: Women's Restroom

Lat/Long: [42.30312, -83.72472]

Finding: 19 - Flush Valve

The flush handle is located on the wrong side of the toilet.

Controls shall be operable with one hand and shall not require tight grasping, pinching or twisting. Controls for the flush valves shall be mounted on the wide side of toilet areas, no more than 48 inches above the floor.

2010 ADAS Section 604.6

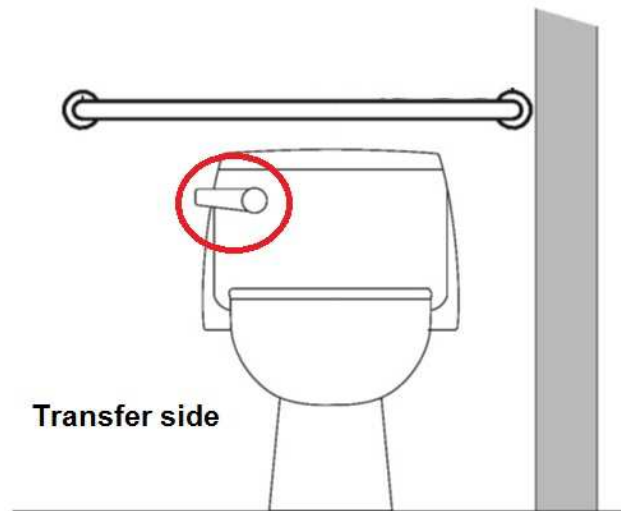
Flush controls shall be hand operated or automatic. Hand operated flush controls shall comply with 309. Flush controls shall be located on the open side of the water closet except in ambulatory accessible compartments complying with 604.8.2.

Citation:

2010 ADAS Section: 604.6

As Built:

Flush valve not to the open side



Office Space: Men's Restroom

Lat/Long: [42.303, -83.72456]

Finding: 20

The feminine product dispenser projects more than 4 inches into the circulation path.

Wall-mounted objects that have leading edges between 27 inches and 80 inches from the floor must not project more than 4 inches into the circulation path. Protruding objects that extend to the floor or within 27 inches of the floor are cane detectable and are therefore not hazardous. Where it is necessary or desirable to have objects protrude from the wall, a manner of cane detection must be provided.

2010 ADAS Section 307.2

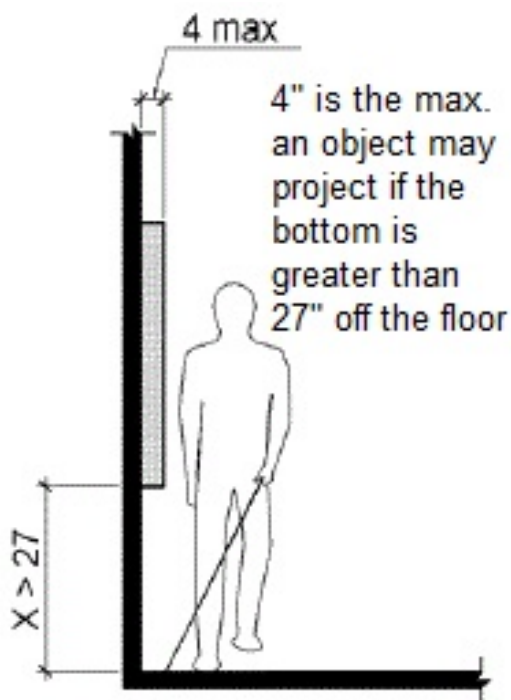
Objects with leading edges more than 27 inches (685 mm) and not more than 80 inches (2030 mm) above the finish floor or ground shall protrude 4 inches (100 mm) maximum horizontally into the circulation path.

Citation:

2010 ADAS Section: 307.2

As Built:

Feminine product dispenser in men's restroom protrudes 6 inches



Office Space: Men's Restroom

Lat/Long: [42.303, -83.72456]

Finding: 21

A clear floor space is not provided at the lavatory.

A 30 inch by 48 inch clear floor space positioned for a forward approach, and knee and toe clearance shall be provided.

2010 ADAS Section 606.2

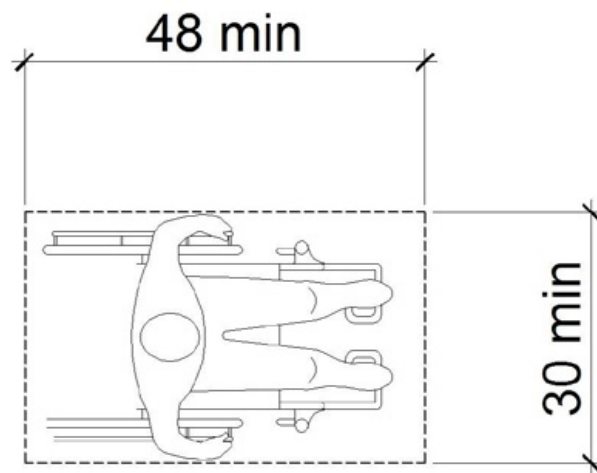
A clear floor space complying with 305, positioned for a forward approach, and knee and toe clearance complying with 306 shall be provided.

Citation:

2010 ADAS Section: 606.2

As Built:

Clear floor space for a forward approach is not provided



Office Space: Men's Restroom

Lat/Long: [42.30333, -83.72526]

Finding: 22

The restrooms is not nearly compliant. Ensure that the restroom and stall complies with 603, 604, and 605.

- The restroom does not have the required minimum clear floor space or maneuvering clearances for the toilet.
- The restroom does not have the required minimum clear floor space or maneuvering clearances for the lavatory.
- The entry door does not contain the required minimum 60 inches maneuvering space on the pull side
- The entry door encroach into the required clear floor space for fixtures.
- Door opening pressure was measured at greater than 5 pounds.
- Grab bars are incorrectly installed.
- Accessories, such as toilet seat covers, paper towel holders, garbage cans, hand dryers and mirrors are either too high or without clear floor space or both.
- The restroom contain floor level changes greater than a 1/2 inch at the floor drains.

2010 ADAS Section 213.2

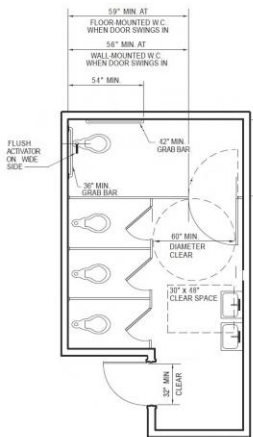

Where toilet rooms are provided, each toilet room shall comply with 603. Where bathing rooms are provided, each bathing room shall comply with 603.

Citation:

2010 ADAS Section: 213.2

As Built:

Toilet stall is not accessible



Office Space: Men's Restroom

Lat/Long: [42.303, -83.72456]

Finding: 23

The mirror is mounted too high.

Mirrors must have the bottom edge of the reflecting surface a maximum of 40 inches above the floor if above a sink or counter. Mirrors not located above lavatories or countertops shall be installed with the bottom edge of the reflecting surface 35 inches maximum above the finish floor or ground.

2010 ADAS Section 603.3

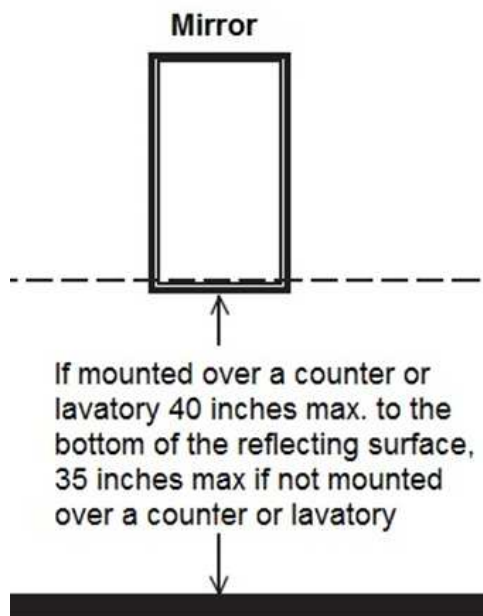

Mirrors located above lavatories or countertops shall be installed with the bottom edge of the reflecting surface 40 inches (1015 mm) maximum above the finish floor or ground. Mirrors not located above lavatories or countertops shall be installed with the bottom edge of the reflecting surface 35 inches (890 mm) maximum above the finish floor or ground.

Citation:

2010 ADAS Section: 603.3

As Built:

Mirror is 40-1/2 inches high to the reflective surface



Office Space: Men's Restroom

Lat/Long: [42.303, -83.72456]

Finding: 24

The coat hook is installed greater than 48 inches above the finished floor.

Where a forward reach is unobstructed, the high forward reach shall be 48 inches maximum above the finished floor.

2010 ADAS Section 308.2.1

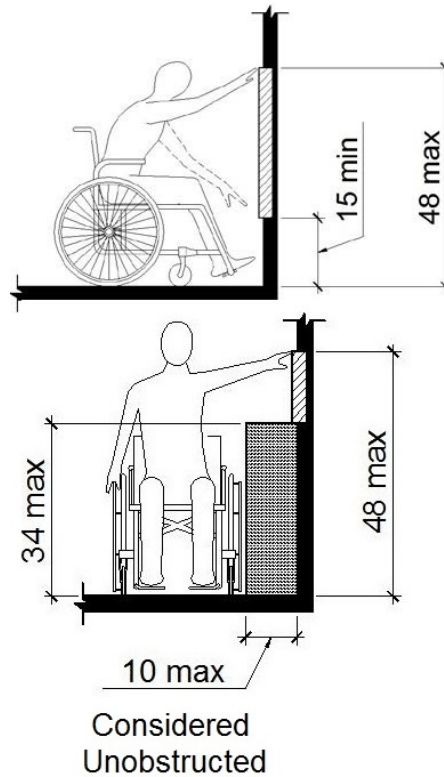
Where a forward reach is unobstructed, the high forward reach shall be 48 inches (1220 mm) maximum and the low forward reach shall be 15 inches (380 mm) minimum above the finish floor or ground.

Citation:

2010 ADAS Section: 308.2.1

As Built:

Coat hook is 63 inches high



Office Space: Men's Restroom

Lat/Long: [42.303, -83.72456]

Finding: 25

The paper towel dispenser's operation mechanism is too high off the floor.

Dispensers must have all operable parts a maximum of 48 inches above the floor.

2010 ADAS Section 308.2.1

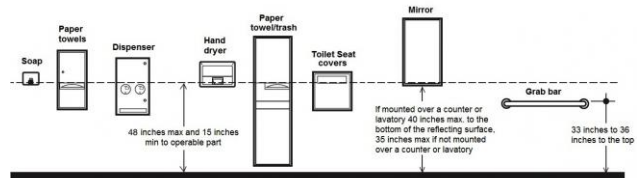
Where a forward reach is unobstructed, the high forward reach shall be 48 inches (1220 mm) maximum and the low forward reach shall be 15 inches (380 mm) minimum above the finish floor or ground.

Citation:

2010 ADAS Section: 308.2.1

As Built:

Paper towel dispenser is 50 inches high



Workshop Area: Workshop

Lat/Long: [42.30899, -83.72334]

Finding: 26 - Protruding Object

The fire extinguisher projects more than 4 inches into the circulation path.

Wall-mounted objects that have leading edges between 27 inches and 80 inches from the floor must not project more than 4 inches into the circulation path. Protruding objects that extend to the floor or within 27 inches of the floor are cane detectable and are therefore not hazardous. Where it is necessary or desirable to have objects protrude from the wall, a manner of cane detection must be provided.

2010 ADAS Section 307.2

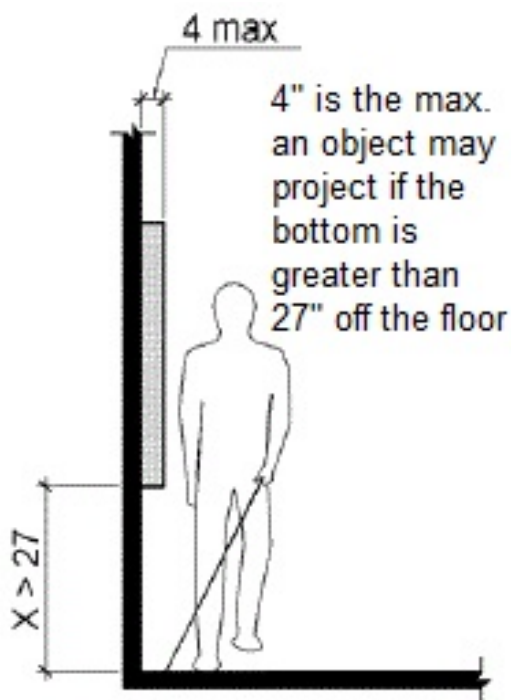
Objects with leading edges more than 27 inches (685 mm) and not more than 80 inches (2030 mm) above the finish floor or ground shall protrude 4 inches (100 mm) maximum horizontally into the circulation path.

Citation:

2010 ADAS Section: 307.2

As Built:

Fire extinguisher protrudes more than 4 inches



Workshop Area: Workshop

Lat/Long: [42.30899, -83.72335]

Finding: 27 - Hose Winder Wall Mounted

The hose winder extends down too close to the route of travel.

Any obstruction that overhangs a circulation route must be a minimum of 80 inches above the walking surface as measured from the bottom of the obstruction.

2010 ADAS Section 307.3

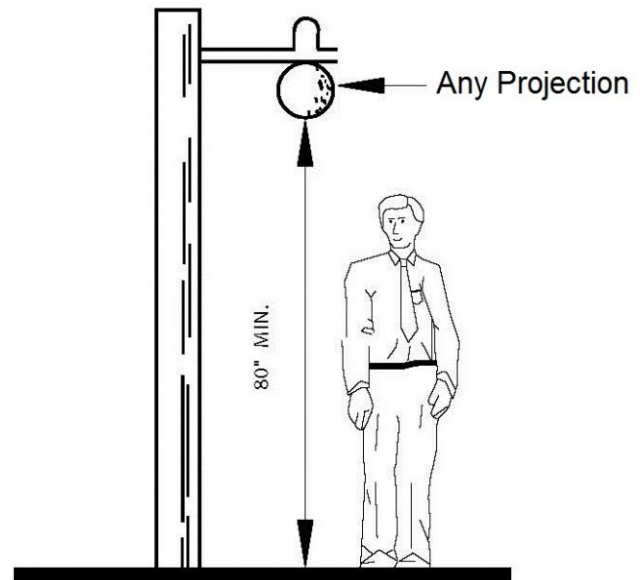
Free-standing objects mounted on posts or pylons shall overhang circulation paths 12 inches (305 mm) maximum when located 27 inches (685 mm) minimum and 80 inches (2030 mm) maximum above the finish floor or ground. Where a sign or other obstruction is mounted between posts or pylons and the clear distance between the posts or pylons is greater than 12 inches (305 mm), the lowest edge of such sign or obstruction shall be 27 inches (685 mm) maximum or 80 inches (2030 mm) minimum above the finish floor or ground.

Citation:

2010 ADAS Section: 307.3

As Built:

Hose winder protrudes more than 4 inches lower than 80 inches from the floor.



Workshop Area: Workshop

Lat/Long: [42.30897, -83.72337]

Finding: 28 - Misc Objects

The utility box extends down too close to the route of travel.

Any obstruction that overhangs a circulation route must be a minimum of 80 inches above the walking surface as measured from the bottom of the obstruction.

2010 ADAS Section 307.3

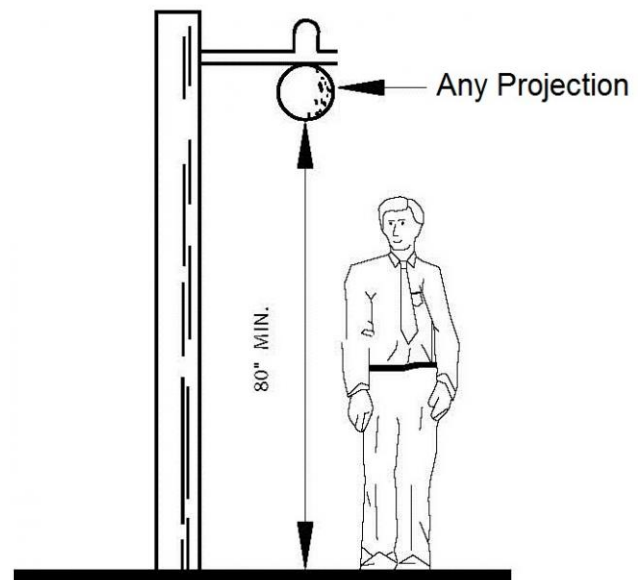
Free-standing objects mounted on posts or pylons shall overhang circulation paths 12 inches (305 mm) maximum when located 27 inches (685 mm) minimum and 80 inches (2030 mm) maximum above the finish floor or ground. Where a sign or other obstruction is mounted between posts or pylons and the clear distance between the posts or pylons is greater than 12 inches (305 mm), the lowest edge of such sign or obstruction shall be 27 inches (685 mm) maximum or 80 inches (2030 mm) minimum above the finish floor or ground.

Citation:

2010 ADAS Section: 307.3

As Built:

Utility box protrudes more than 4 inches at less than 80 inches from the floor.



Workshop Area: Workshop

Lat/Long: [42.30989, -83.72427]

Finding: 29

Stairways must have handrails on both sides.

Handrails and their extensions must be between 34 inches and 38 inches above the stair nosing or ground.

The top handrails shall extend a minimum of 12 inches beyond the top nosing and shall be parallel with the floor or ground surface. At the bottom of a stair flight, handrails shall extend at the slope of the stair flight for a horizontal distance at least equal to one tread depth beyond the last riser nosing. Extension shall return to a wall, guard, or the landing surface, or shall be continuous to the handrail of an adjacent stair flight.

The orientation of at least one handrail, including the extension, shall be in the direction of the run of the stair and perpendicular to the direction of the stair nosing. Handrail gripping surfaces with a circular cross section shall have an outside diameter of 1-1/4 inches minimum and 2 inches maximum. Handrail gripping surfaces with a non-circular cross section shall have a perimeter dimension of 4 inches minimum and 6 1/4 inches maximum, and a cross-section dimension of 2-1/4 inches maximum. The hand grip portion of handrails shall have a smooth surface with no sharp corners. Gripping surfaces (top or sides) shall be uninterrupted by newel posts, other construction elements or obstructions. Any wall or other surface adjacent to the handrail shall be free of sharp or abrasive elements. Handrails projecting from a wall shall have a space of 1-1/2 inches minimum between the wall and the handrail.

2010 ADAS Section 505.2

Handrails shall be provided on both sides of stairs and ramps.

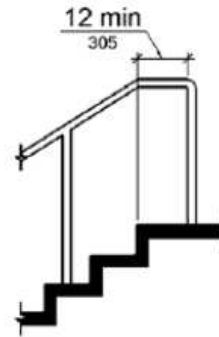
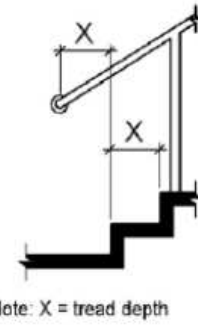
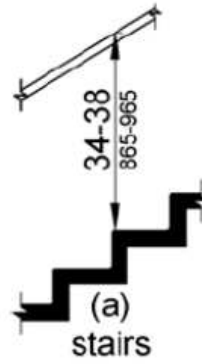
Citation:

2010 ADAS Section: 505.2

As Built:

Stairs from basement to first floor is missing grab bars

Finding #29 Continued



Workshop Area: Workshop

Lat/Long: [42.30886, -83.72292]

Finding: 30

The restroom is not nearly compliant. Restroom must comply with 603, 604, and 605.

The restroom does not have the required minimum clear floor space or maneuvering clearances for the toilet. The restroom does not have the required minimum clear floor space or maneuvering clearances for the lavatory. The entry door does not contain the required minimum maneuvering spaces on the pull/push sides. The entry door encroach into the required clear floor space for fixtures. Grab bars are missing and/or incorrectly installed. Accessories, such as toilet seat covers, paper towel holders, garbage cans, hand dryers, and mirrors are either too high or without clear floor space or both.

2010 ADAS Section 213.2

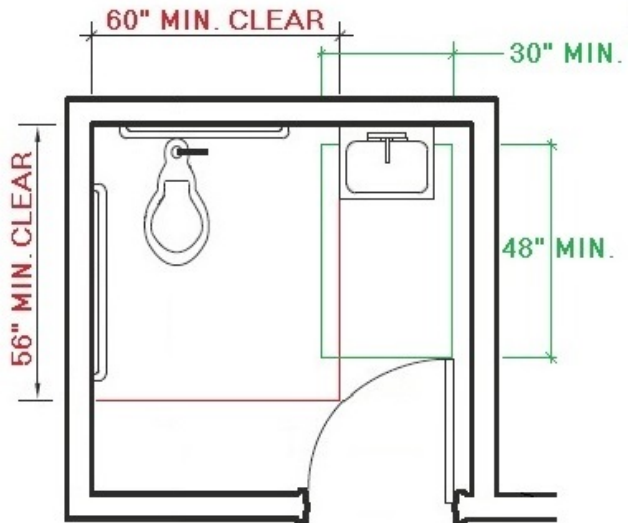
Where toilet rooms are provided, each toilet room shall comply with 603. Where bathing rooms are provided, each bathing room shall comply with 603.

Citation:

2010 ADAS Section: 213.2

As Built:

Restroom in workshop is not accessible



Workshop Area: Workshop

Lat/Long: [42.3089, -83.72333]

Finding: 31

The door maneuvering clearance contains changes in level.

Floor or ground surface within required maneuvering clearances shall comply with Floor or Ground Surfaces. Changes in level are not permitted.

The entire maneuvering clearance must be free of obstructions and must be flat (2% max. slope is considered flat in any direction).

2010 ADAS Section 404.2.4.4

Floor or ground surface within required maneuvering clearances shall comply with 302. Changes in level are not permitted.

Citation:

2010 ADAS Section: 404.2.4.4

As Built:

Door has a ramp in the maneuvering clearance



Concessions Area: Concessions

Lat/Long: [42.30303, -83.72481]

Finding: 32 - Bar Counter

The bar does not have a low seating space.

Dining surfaces shall be dispersed throughout the space or facility containing dining surfaces. Where dining surfaces are provided for the consumption of food or drink, at least 5 percent of the seating spaces and standing spaces at the dining surfaces shall provide a clear floor space positioned for a forward approach and knee and toe clearance. The tops of dining surfaces shall be 28 inches minimum and 34 inches maximum above the finish floor or ground.

2010 ADAS Section 226.1

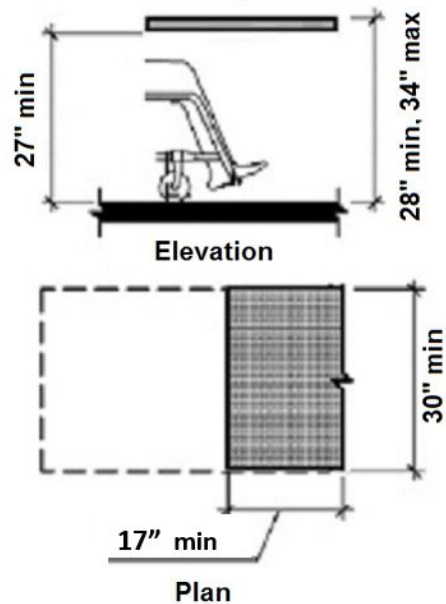

Where dining surfaces are provided for the consumption of food or drink, at least 5 percent of the seating spaces and standing spaces at the dining surfaces shall comply with 902. In addition, where work surfaces are provided for use by other than employees, at least 5 percent shall comply with 902.

Citation:

2010 ADAS Section: 226.1

As Built:

All dining surfaces must have a compliant seating space



Concessions Area: Concessions

Lat/Long: [42.30318, -83.72449]

Finding: 33

There are no accessible tables.

At least 5% of each type in each functional area of dining surfaces must be accessible and must be dispersed throughout the space or facility containing dining surfaces. An accessible table must be on an accessible route (36 inches minimum) and have knee and toe spaces at least 27 inches high, 30 inches wide and 17 inches deep. The tops of tables and counters shall be 28 inches to 34 inches from the floor or ground.

2010 ADAS Section 226.1

Where dining surfaces are provided for the consumption of food or drink, at least 5 percent of the seating spaces and standing spaces at the dining surfaces shall comply with 902. In addition, where work surfaces are provided for use by other than employees, at least 5 percent shall comply with 902.

Citation:

2010 ADAS Section: 226.1

As Built:

4 dining tables do not provide accessible seating



Site Accessibility Evaluation



Leslie Park
2900 Leslie Park Cir
Ann Arbor, MI 48104
ADA Only

Inspection Date: 07/11/2022

Inspectors: Aileen Dryden, Arturo Pinero, Jesus Lardizabal, Juvelyn Owen, Olaf Brunjes

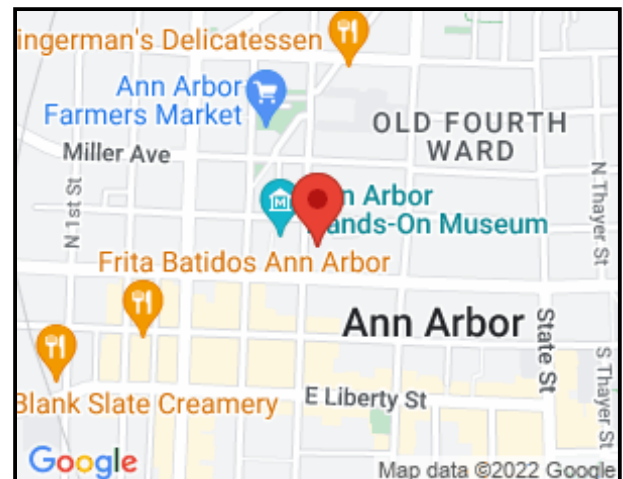
Prepared By



(512) 410 - 7059

alturalp.com

Report Date: 11/09/2022



DNR Accessibility Grading System for Parks and Recreation Facilities

Accessibility Grade

Definition

1

None of the facilities meet accessibility guidelines

2

Some facilities meet accessibility guidelines

3

Most facilities meet accessibility guidelines

4

The entire park meets accessibility guidelines

5

The entire park was developed using the principles of universal design

Parking: Parking Lot

Lat/Long: [42.31165, -83.72634]

Finding: 1

The parking space is in not nearly compliant.

Among other things, ensure that the following are compliant: parking space has at least the minimum width; floor or ground surface is firm, stable, and slip resistant; the parking space does not contain changes in level and/or gaps that exceed the maximum allowable requirements; the parking space has the proper identifications signs and at the correct height; the parking space has an adjacent access aisle.

2010 ADAS Section 502.1

Car and van parking spaces shall comply with 502. Where parking spaces are marked with lines, width measurements of parking spaces and access aisles shall be made from the centerline of the markings.

2010 ADAS Section 502.1 Exception

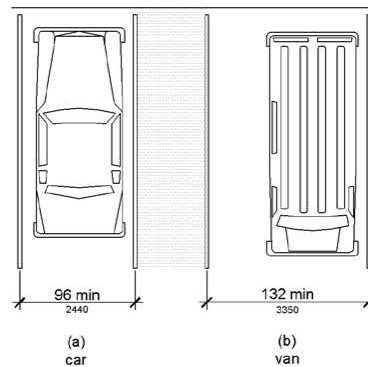
Where parking spaces or access aisles are not adjacent to another parking space or access aisle, measurements shall be permitted to include the full width of the line defining the parking space or access aisle.

Citation:

2010 ADAS Section: 502.1, 502.1 Exception

As Built:

Two accessible spaces provided. Surface slopes greater than 2%, no striping, no signs.



Finding #1 Additional Finding Photos



Parking: Parking Lot

Lat/Long: [42.31331, -83.72556]

Finding: 2

The accessible route on the site has running slopes greater than 5 percent and has not been constructed as a ramp (i.e. handrails, edge protection, etc.).

When the slope in the direction of travel of any walk exceeds 1 unit vertical in 20 units horizontal (5-percent slope), it must be constructed as a ramp. Surface cross slopes must not exceed one unit vertical in 48 units horizontal (2-percent slope).

2010 ADAS Section 403.3

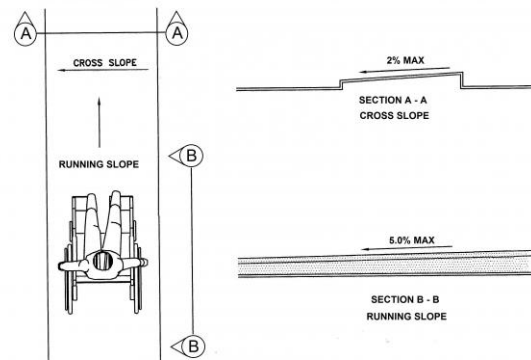
The running slope of walking surfaces shall not be steeper than 1:20. The cross slope of walking surfaces shall not be steeper than 1:48.

Citation:

2010 ADAS Section: 403.3

As Built:

Running slope greater than 5%



Trail System: Trail

Lat/Long: [42.31271, -83.72514]

Finding: 3

The transition from the curb ramp to the walk, gutter or street is not flush and free of abrupt changes in level.

Transitions from ramps to walks, gutters or streets shall be flush and free of abrupt changes in level. Maximum slopes of adjoining gutters, road surface immediately adjacent to the curb ramp, or accessible route shall not exceed one unit vertical in 20 units horizontal (5-percent slope).

2010 ADAS Section 406.2

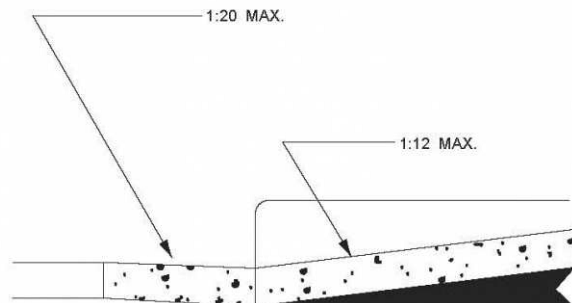
Counter slopes of adjoining gutters and road surfaces immediately adjacent to the curb ramp shall not be steeper than 1:20. The adjacent surfaces at transitions at curb ramps to walks, gutters, and streets shall be at the same level.

Citation:

2010 ADAS Section: 406.2

As Built:

Gutters not flush against the curb ramps



Trail System: Trail

Lat/Long: [42.31287, -83.7255]

Finding: 4

The accessible route on the site has running slopes greater than 5 percent and has not been constructed as a ramp (i.e. handrails, edge protection, etc.).

When the slope in the direction of travel of any walk exceeds 1 unit vertical in 20 units horizontal (5-percent slope), it must be constructed as a ramp. Surface cross slopes must not exceed one unit vertical in 48 units horizontal (2-percent slope).

2010 ADAS Section 403.3

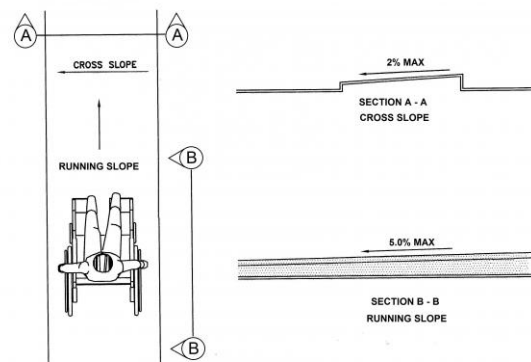
The running slope of walking surfaces shall not be steeper than 1:20. The cross slope of walking surfaces shall not be steeper than 1:48.

Citation:

2010 ADAS Section: 403.3

As Built:

Route to the picnic table has a running slope greater than 5%.



Trail System: Trail

Lat/Long: [42.30851, -83.72823]

Finding: 5

The accessible path of travel has cross slopes greater than 2%.

Surface cross slopes shall not exceed one unit vertical in 48 units horizontal (2-percent slope). When the slope in the direction of travel of any walk exceeds 1 unit vertical in 20 units horizontal (5-percent slope), it must be constructed as a ramp.

2010 ADAS Section 403.3

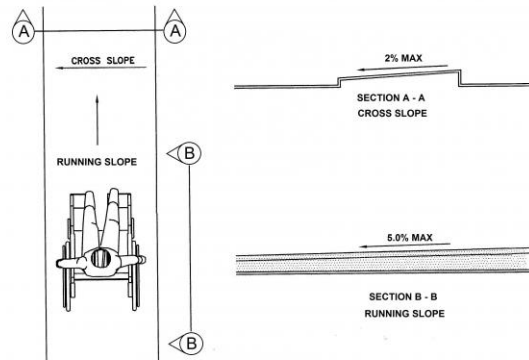
The running slope of walking surfaces shall not be steeper than 1:20. The cross slope of walking surfaces shall not be steeper than 1:48.

Citation:

2010 ADAS Section: 403.3

As Built:

Excessive cross slope; greater than 2%



Green Space: Food Forest

Lat/Long: [42.30804, -83.72832]

Finding: 6

There is no accessible route to the food forest.

At least one accessible route shall connect accessible buildings, accessible facilities, accessible elements, and accessible spaces that are on the same site.

2010 ADAS Section 206.2.2

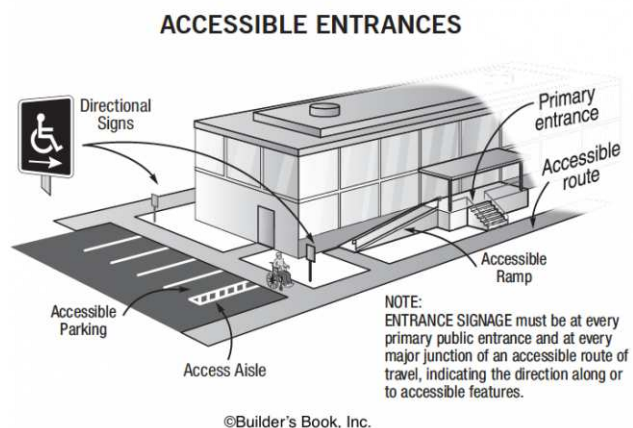
At least one accessible route shall connect accessible buildings, accessible facilities, accessible elements, and accessible spaces that are on the same site.

Citation:

2010 ADAS Section: 206.2.2

As Built:

No accessible route to the food forest.



Play Area: Play Area By Parking Lot

Lat/Long: [42.31323, -83.72551]

Finding: 7

An accessible route is not provided within the play area or it does not connect accessible ground level components, elevated components, or the entry and exit points of the play components.

At least one accessible route shall be provided within the play area. The accessible route shall connect ground level play components required to be accessible and elevated play components required to be accessible, including entry and exit points of the play components.

2010 ADAS Section 206.2.17.1

At least one accessible route shall be provided within the play area. The accessible route shall connect ground level play components required to comply with 240.2.1 and elevated play components required to comply with 240.2.2, including entry and exit points of the play components.

Citation:

2010 ADAS Section: 206.2.17.1

As Built:

Vertical change greater than 1/2-inch at entrance to play area



Play Area: Play Area By Parking Lot

Lat/Long: [42.31318, -83.72556]

Finding: 8

The accessible route has running slopes greater than 5 percent across the width of the walk and has not been constructed as a ramp (i.e. handrails, edge protection, etc.).

When the slope in the direction of travel of any walk exceeds 1 unit vertical in 20 units horizontal (5-percent slope), it must be constructed as a ramp. Surface cross slopes must not exceed one unit vertical in 48 units horizontal (2-percent slope).

2010 ADAS Section 403.3

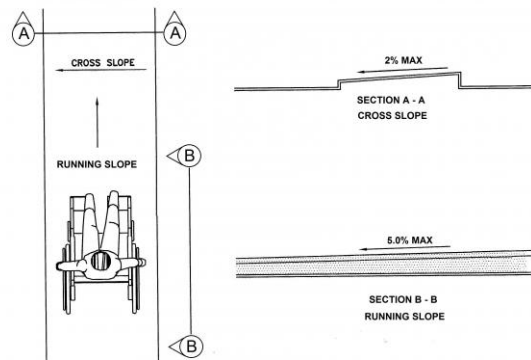
The running slope of walking surfaces shall not be steeper than 1:20. The cross slope of walking surfaces shall not be steeper than 1:48.

Citation:

2010 ADAS Section: 403.3

As Built:

Route to play area has a running slope that exceeds 5%.



Play Area: Play Area By Basketball Court

Lat/Long: [42.30801, -83.7283]

Finding: 9

The accessible route has running slopes greater than 5% and has not been constructed as a ramp (i.e. handrails, edge protection, etc.). Cross slopes are greater than 2% across the width of the walk.

When the slope in the direction of travel of any walk exceeds 1 unit vertical in 20 units horizontal (5-percent slope), it must be constructed as a ramp. Surface cross slopes must not exceed 1 unit vertical in 48 units horizontal (2-percent slope).

2010 ADAS Section 403.3

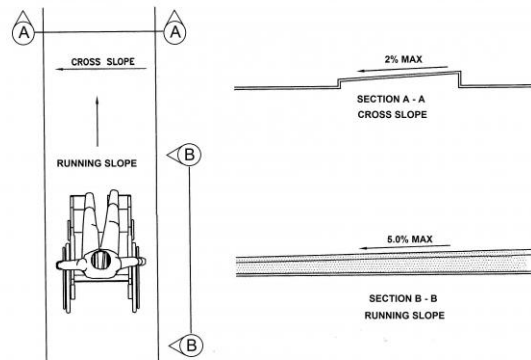
The running slope of walking surfaces shall not be steeper than 1:20. The cross slope of walking surfaces shall not be steeper than 1:48.

Citation:

2010 ADAS Section: 403.3

As Built:

Route around playground has cross slopes greater than 2%, running slopes greater than 5%, and openings greater than 1/2-inch.



Finding #9 Additional Finding Photos



Play Area: Play Area By Basketball Court

Lat/Long: [42.30777, -83.72758]

Finding: 10

There is no accessible route to the picnic table.

At least one accessible route shall connect accessible buildings, accessible facilities, accessible elements, and accessible spaces that are on the same site.

2010 ADAS Section 206.2.2

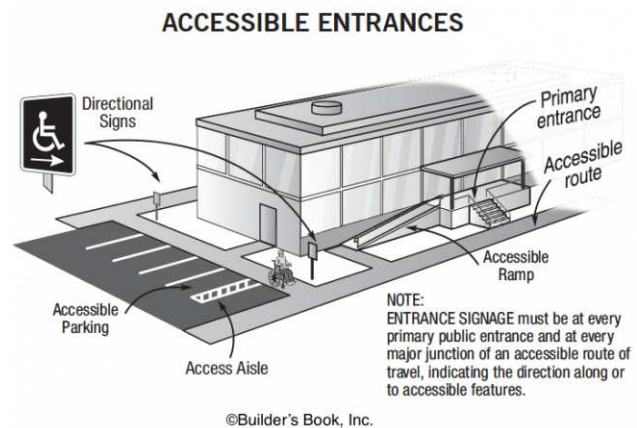
At least one accessible route shall connect accessible buildings, accessible facilities, accessible elements, and accessible spaces that are on the same site.

Citation:

2010 ADAS Section: 206.2.2

As Built:

No route to picnic table is provided



Play Area: Play Area By Basketball Court

Lat/Long: [42.30814, -83.72828]

Finding: 11

The tree branches extend down too close to the route of travel.

Any obstruction that overhangs a circulation route must be a minimum of 80 inches above the walking surface as measured from the bottom of the obstruction.

2010 ADAS Section 307.3

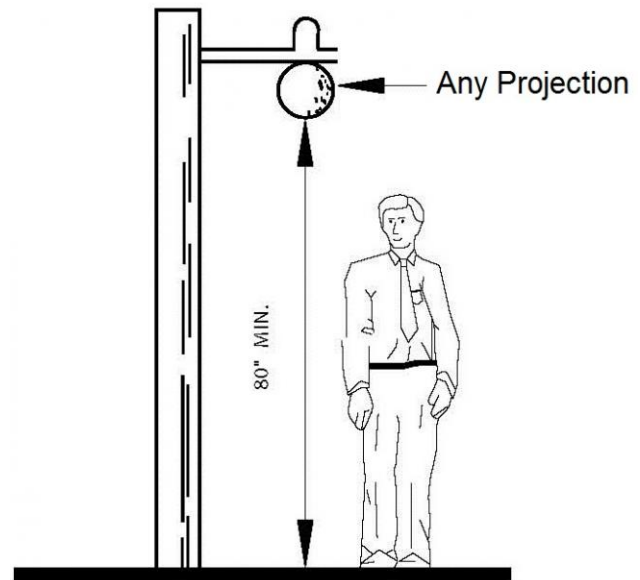
Free-standing objects mounted on posts or pylons shall overhang circulation paths 12 inches (305 mm) maximum when located 27 inches (685 mm) minimum and 80 inches (2030 mm) maximum above the finish floor or ground. Where a sign or other obstruction is mounted between posts or pylons and the clear distance between the posts or pylons is greater than 12 inches (305 mm), the lowest edge of such sign or obstruction shall be 27 inches (685 mm) maximum or 80 inches (2030 mm) minimum above the finish floor or ground.

Citation:

2010 ADAS Section: 307.3

As Built:

Tree to play area is a protruding object.



Tennis Court: Entrance

Lat/Long: [42.31253, -83.72481]

Finding: 12

The accessible route on the site has running slopes greater than 5 percent and has not been constructed as a ramp (i.e. handrails, edge protection, etc.).

When the slope in the direction of travel of any walk exceeds 1 unit vertical in 20 units horizontal (5-percent slope), it must be constructed as a ramp. Surface cross slopes must not exceed one unit vertical in 48 units horizontal (2-percent slope).

2010 ADAS Section 403.3

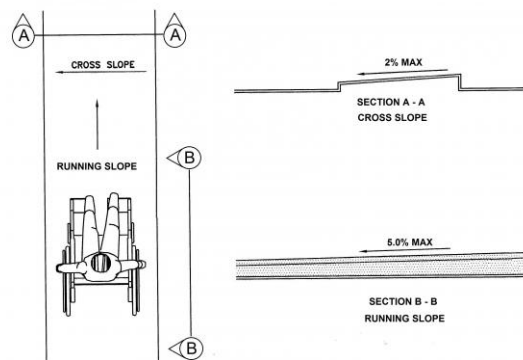
The running slope of walking surfaces shall not be steeper than 1:20. The cross slope of walking surfaces shall not be steeper than 1:48.

Citation:

2010 ADAS Section: 403.3

As Built:

Slope at entrance to courts is approximately 10%.



Baseball Field: Dugouts

Lat/Long: [42.31268, -83.72495]

Finding: 13

There is no accessible route to the dugout.

At least one accessible route shall connect accessible buildings, accessible facilities, accessible elements, and accessible spaces that are on the same site.

2010 ADAS Section 206.2.2

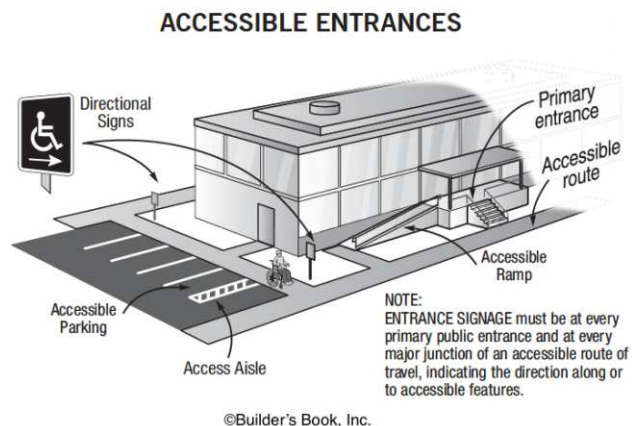
At least one accessible route shall connect accessible buildings, accessible facilities, accessible elements, and accessible spaces that are on the same site.

Citation:

2010 ADAS Section: 206.2.2

As Built:

No route to baseball dugout



Baseball Field: Dugouts

Lat/Long: [42.31271, -83.72507]

Finding: 14

There is no accessible route to the dugout or bleachers.

At least one accessible route shall connect accessible buildings, accessible facilities, accessible elements, and accessible spaces that are on the same site.

2010 ADAS Section 206.2.2

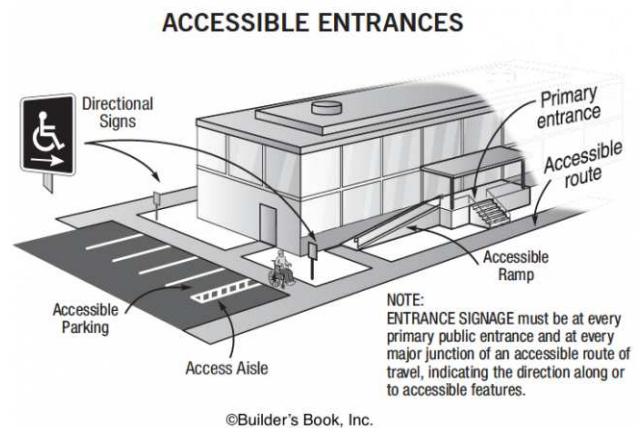
At least one accessible route shall connect accessible buildings, accessible facilities, accessible elements, and accessible spaces that are on the same site.

Citation:

2010 ADAS Section: 206.2.2

As Built:

No route to dugout and bleachers



Softball Field: North Softball Field

Lat/Long: [42.31316, -83.72542]

Finding: 15

There is no accessible route to the playing field, bleachers, or dugouts.

In court sports, at least one accessible route shall be directly connected to the court.

2010 ADAS Section 206.2.12

In court sports, at least one accessible route shall directly connect both sides of the court.

Citation:

2010 ADAS Section: 206.2.12

As Built:

No accessible route to court, seating, dugouts.



Site Accessibility Evaluation



Leslie Science and Nature Center
1831 Traver Rd
Northside, MI 48105
ADA Only

Inspection Date: 07/11/2022

Inspectors: Aileen Dryden, Arturo Pinero, Jesus Lardizabal, Juvelyn Owen, Olaf Brunjes

Prepared By



(512) 410 - 7059

alturalp.com

Report Date: 11/09/2022



DNR Accessibility Grading System for Parks and Recreation Facilities

Accessibility Grade

Definition

1

None of the facilities meet accessibility guidelines

2

Some facilities meet accessibility guidelines

3

Most facilities meet accessibility guidelines

4

The entire park meets accessibility guidelines

5

The entire park was developed using the principles of universal design

Parking: Parking Lot

Lat/Long: [42.30093, -83.7297]

Finding: 1

The accessible parking stall is not wide enough.

Each parking space must be at least 11 feet wide and shall be marked to define the width. The measurements of parking spaces and access aisles shall be made from the centerline of the markings.

Alternatively, the stall can be 8 feet wide minimum and the access aisle may be 8 feet wide.

The measurements of parking spaces and access aisles shall be made from the centerline of the markings. Where the parking space is not adjacent to another parking space or access aisle, the measurement shall be permitted to include the full width of the line defining the parking space.

2010 ADAS Section 502.2

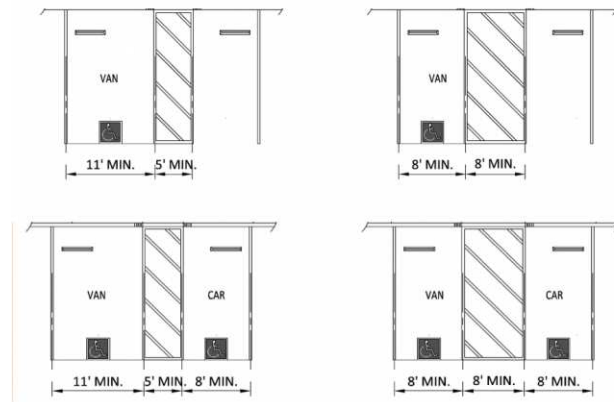
Car parking spaces shall be 96 inches (2440 mm) wide minimum and van parking spaces shall be 132 inches (3350 mm) wide minimum, shall be marked to define the width, and shall have an adjacent access aisle complying with 502.3.

Citation:

2010 ADAS Section: 502.2

As Built:

Accessible parking stall on right is only 10 feet wide



Parking: Parking Lot

Lat/Long: [42.30093, -83.7297]

Finding: 2

The van stall is missing a sign identifying it as a van accessible stall.

Parking space identification signs shall include the International Symbol of Accessibility. Signs identifying van parking spaces shall contain the designation "van accessible."

2010 ADAS Section 502.6

Parking space identification signs shall include the International Symbol of Accessibility complying with 703.7.2.1. Signs identifying van parking spaces shall contain the designation "van accessible." Signs shall be 60 inches (1525 mm) minimum above the finish floor or ground surface measured to the bottom of the sign.

Citation:

2010 ADAS Section: 502.6

As Built:

Accessible parking stall on right does not have a van accessible sign



Parking: Parking Lot

Lat/Long: [42.30093, -83.7297]

Finding: 3

The accessible parking stall's access aisle contains a built up curb ramp which results in significant slopes greater than 2 percent.

Surface slopes of accessible parking spaces and access aisles shall be the minimum possible and shall not exceed one unit vertical in 50 units, horizontal (2-percent slope) in any direction.

2010 ADAS Section 502.4

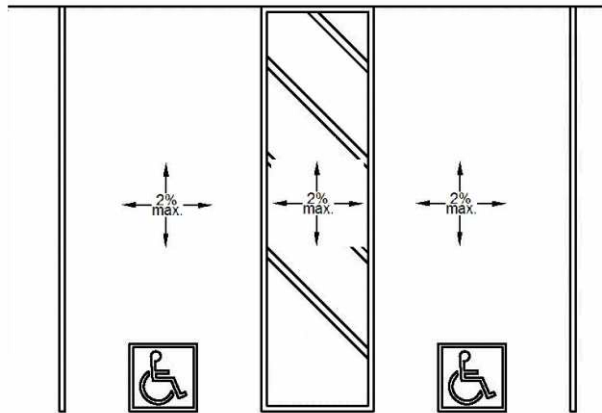
Parking spaces and access aisles serving them shall comply with 302. Access aisles shall be at the same level as the parking spaces they serve. Changes in level are not permitted.

Citation:

2010 ADAS Section: 502.4

As Built:

Curb ramp is inside the access aisle



Parking: Parking Lot

Lat/Long: [42.3009, -83.72971]

Finding: 4

The access aisle is not marked as to discourage parking in it.

Access aisles shall be marked so as to discourage parking in them.

2010 ADAS Section 503.3.3

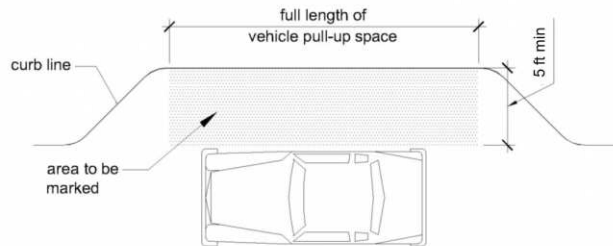
Access aisles shall be marked so as to discourage parking in them.

Citation:

2010 ADAS Section: 503.3.3

As Built:

There is no markings at the drop-off zone



Parking: Parking Lot

Lat/Long: [42.3009, -83.72971]

Finding: 5

The accessible path of travel has cross slopes greater than 2%.

Surface cross slopes shall not exceed one unit vertical in 48 units horizontal (2-percent slope). When the slope in the direction of travel of any walk exceeds 1 unit vertical in 20 units horizontal (5-percent slope), it must be constructed as a ramp.

2010 ADAS Section 403.3

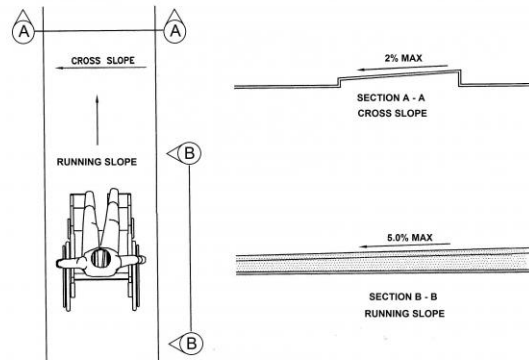

The running slope of walking surfaces shall not be steeper than 1:20. The cross slope of walking surfaces shall not be steeper than 1:48.

Citation:

2010 ADAS Section: 403.3

As Built:

Sidewalk next to drop off zone has a cross slope of up to 5%



Exterior: Sidewalks

Lat/Long: [42.30083, -83.73023]

Finding: 6

The handrail extension is not a minimum 12 inches.

Handrails must be between 34 inches and 38 inches above the ramp surface and must extend beyond the top and bottom of the ramp run 12 inches horizontally. The 12 inches horizontal extensions must not include the radius at the top end of round handrails. Extensions shall return to a wall, guard, or the landing surface, or shall be continuous to the handrail of an adjacent ramp run.

2010 ADAS Section 505.10.1

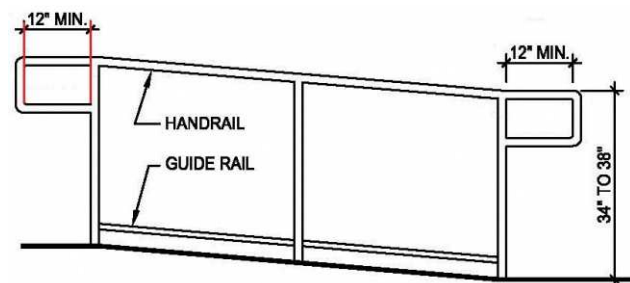
Ramp handrails shall extend horizontally above the landing for 12 inches (305 mm) minimum beyond the top and bottom of ramp runs. Extensions shall return to a wall, guard, or the landing surface, or shall be continuous to the handrail of an adjacent ramp run.

Citation:

2010 ADAS Section: 505.10.1

As Built:

Top and bottom extensions missing on one side of ramp to Leslie House



Exterior: Trails

Lat/Long: [42.30092, -83.73006]

Finding: 7

The tree branches extends down too close to the route of travel.

Any obstruction that overhangs a circulation route must be a minimum of 80 inches above the walking surface as measured from the bottom of the obstruction.

2010 ADAS Section 307.3

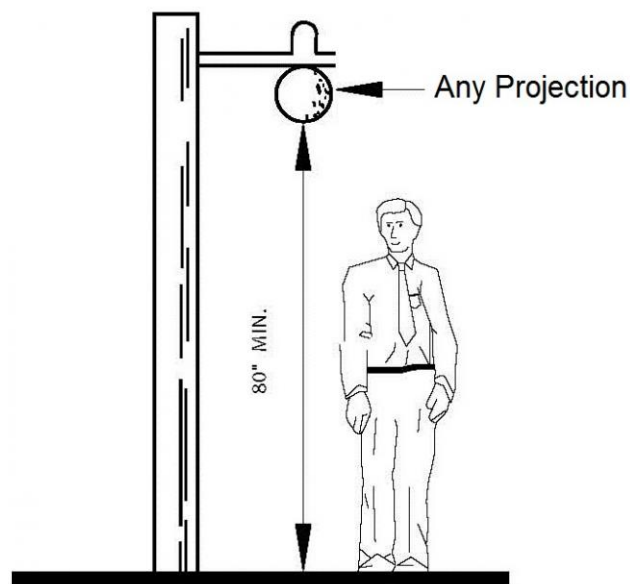
Free-standing objects mounted on posts or pylons shall overhang circulation paths 12 inches (305 mm) maximum when located 27 inches (685 mm) minimum and 80 inches (2030 mm) maximum above the finish floor or ground. Where a sign or other obstruction is mounted between posts or pylons and the clear distance between the posts or pylons is greater than 12 inches (305 mm), the lowest edge of such sign or obstruction shall be 27 inches (685 mm) maximum or 80 inches (2030 mm) minimum above the finish floor or ground.

Citation:

2010 ADAS Section: 307.3

As Built:

Tree is a protruding object.



Exterior: Trails

Lat/Long: [42.30058, -83.73067]

Finding: 8

The tree projects more than 4 inches into the circulation path.

Wall-mounted objects that have leading edges between 27 inches and 80 inches from the floor must not project more than 4 inches into the circulation path. Protruding objects that extend to the floor or within 27 inches of the floor are cane detectable and are therefore not hazardous. Where it is necessary or desirable to have objects protrude from the wall, a manner of cane detection must be provided.

2010 ADAS Section 307.2

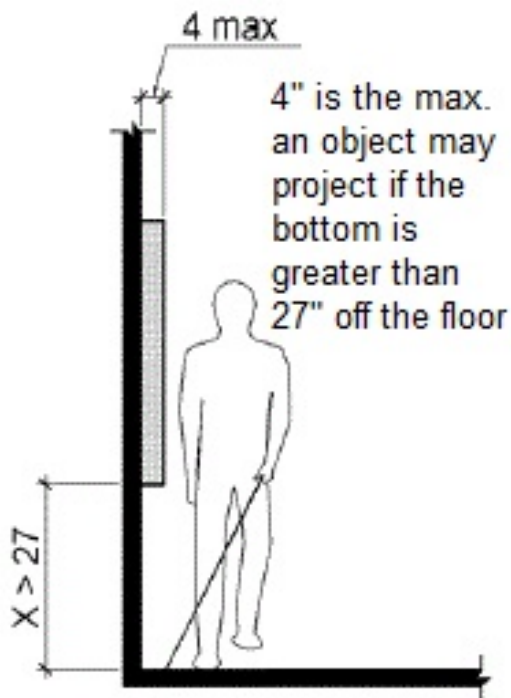

Objects with leading edges more than 27 inches (685 mm) and not more than 80 inches (2030 mm) above the finish floor or ground shall protrude 4 inches (100 mm) maximum horizontally into the circulation path.

Citation:

2010 ADAS Section: 307.2

As Built:

Tree is a protruding object at animal display.



Exterior: Trails

Lat/Long: [42.30034, -83.72903]

Finding: 9

The walkway contains abrupt vertical edges and/or variations over a 1/2 inch.

1/4 inch is the maximum vertical rise. Changes in level between 1/4 inch and 1/2 inch must be beveled at 1:2 or less.

Changes in level greater than 1/2 inch must be by way of a ramp.

2010 ADAS Section 303.3

Changes in level between 1/4 inch (6.4 mm) high minimum and 1/2 inch (13 mm) high maximum shall be beveled with a slope not steeper than 1:2.

2010 ADAS Section 303.2

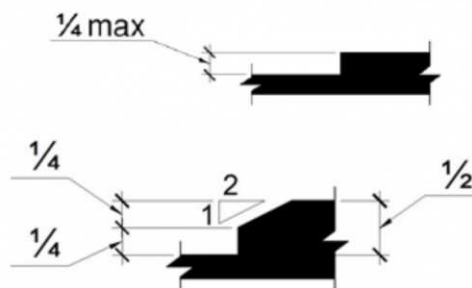
Changes in level of 1/4 inch (6.4 mm) high maximum shall be permitted to be vertical.

Citation:

2010 ADAS Section: 303.3, 303.2

As Built:

Asphalt surface has areas that are not accessible.



Exterior: Trails

Lat/Long: [42.30038, -83.7294]

Finding: 10

The tree branches extends down too close to the route of travel.

Any obstruction that overhangs a circulation route must be a minimum of 80 inches above the walking surface as measured from the bottom of the obstruction.

2010 ADAS Section 307.3

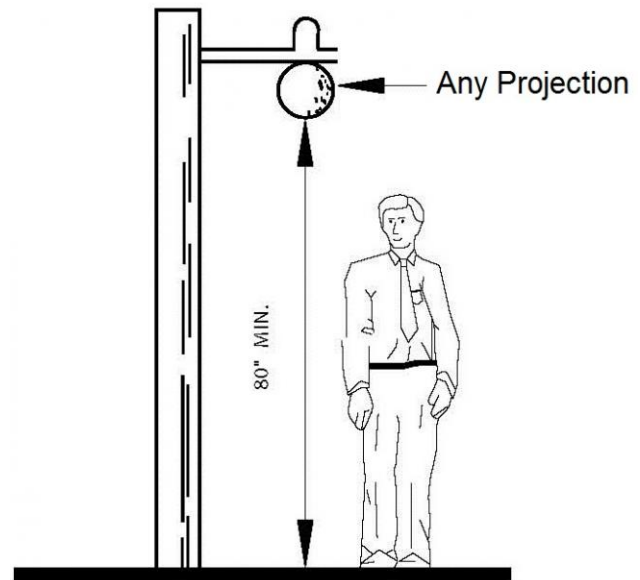
Free-standing objects mounted on posts or pylons shall overhang circulation paths 12 inches (305 mm) maximum when located 27 inches (685 mm) minimum and 80 inches (2030 mm) maximum above the finish floor or ground. Where a sign or other obstruction is mounted between posts or pylons and the clear distance between the posts or pylons is greater than 12 inches (305 mm), the lowest edge of such sign or obstruction shall be 27 inches (685 mm) maximum or 80 inches (2030 mm) minimum above the finish floor or ground.

Citation:

2010 ADAS Section: 307.3

As Built:

Tree is a protruding object.



Exterior: Trails

Lat/Long: [42.30041, -83.72913]

Finding: 11

The accessible route on the site has running slopes greater than 5 percent and has not been constructed as a ramp (i.e. handrails, edge protection, etc.).

When the slope in the direction of travel of any walk exceeds 1 unit vertical in 20 units horizontal (5-percent slope), it must be constructed as a ramp. Surface cross slopes must not exceed one unit vertical in 48 units horizontal (2-percent slope).

2010 ADAS Section 403.3

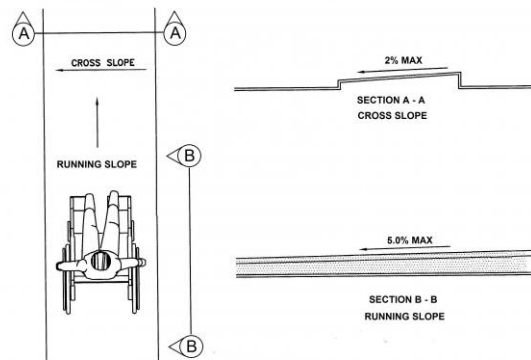
The running slope of walking surfaces shall not be steeper than 1:20. The cross slope of walking surfaces shall not be steeper than 1:48.

Citation:

2010 ADAS Section: 403.3

As Built:

Asphalt trail exceeds 5% from ROW to site.



Exterior: Trails

Lat/Long: [42.30092, -83.72978]

Finding: 12

The accessible path of travel has cross slopes greater than 2%.

Surface cross slopes shall not exceed one unit vertical in 48 units horizontal (2-percent slope). When the slope in the direction of travel of any walk exceeds 1 unit vertical in 20 units horizontal (5-percent slope), it must be constructed as a ramp.

2010 ADAS Section 403.3

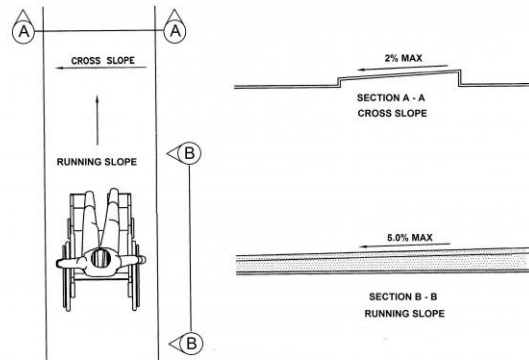
The running slope of walking surfaces shall not be steeper than 1:20. The cross slope of walking surfaces shall not be steeper than 1:48.

Citation:

2010 ADAS Section: 403.3

As Built:

Path in front of accessible parking has a cross slope of up to 7%



Exterior: Trails

Lat/Long: [42.3009, -83.7299]

Finding: 13

The accessible route has running slopes greater than 5% and has not been constructed as a ramp (i.e. handrails, edge protection, etc.). Cross slopes are greater than 2% across the width of the walk.

When the slope in the direction of travel of any walk exceeds 1 unit vertical in 20 units horizontal (5-percent slope), it must be constructed as a ramp. Surface cross slopes must not exceed 1 unit vertical in 48 units horizontal (2-percent slope).

2010 ADAS Section 403.3

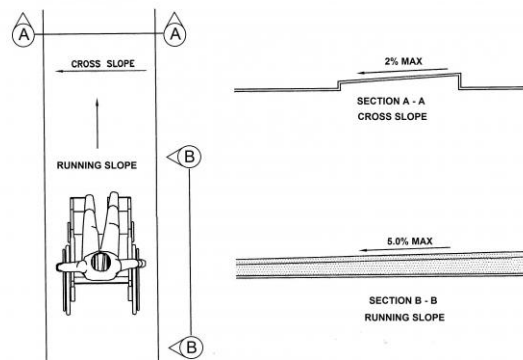
The running slope of walking surfaces shall not be steeper than 1:20. The cross slope of walking surfaces shall not be steeper than 1:48.

Citation:

2010 ADAS Section: 403.3

As Built:

Path from parking to Walnut house has running slopes greater than 5% and cross slopes greater than 2%



Exterior: Gazebo

Lat/Long: [42.30056, -83.72954]

Finding: 14 - Gazebo Route

There is no accessible route to the gazebo.

At least one accessible route shall connect accessible buildings, accessible facilities, accessible elements, and accessible spaces that are on the same site.

2010 ADAS Section 206.2.2

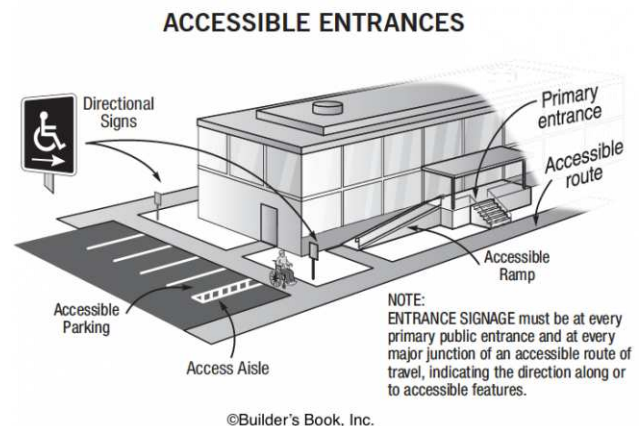
At least one accessible route shall connect accessible buildings, accessible facilities, accessible elements, and accessible spaces that are on the same site.

Citation:

2010 ADAS Section: 206.2.2

As Built:

No accessible route to gazebo



Exterior: Stairs

Lat/Long: [42.30098, -83.72966]

Finding: 15

The vegetation projects more than 4 inches into the circulation path.

Wall-mounted objects that have leading edges between 27 inches and 80 inches from the floor must not project more than 4 inches into the circulation path. Protruding objects that extend to the floor or within 27 inches of the floor are cane detectable and are therefore not hazardous. Where it is necessary or desirable to have objects protrude from the wall, a manner of cane detection must be provided.

2010 ADAS Section 307.2

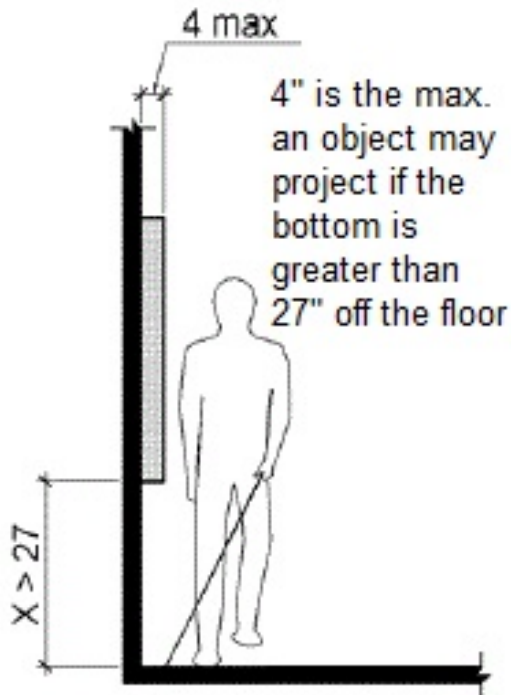
Objects with leading edges more than 27 inches (685 mm) and not more than 80 inches (2030 mm) above the finish floor or ground shall protrude 4 inches (100 mm) maximum horizontally into the circulation path.

Citation:

2010 ADAS Section: 307.2

As Built:

Vegetation protrudes into the main stairs



Exterior: Fire Pit

Lat/Long: [42.3009, -83.73035]

Finding: 16 - Trail Route Obstructing

The element extends down too close to the route of travel.

Any obstruction that overhangs a route of travel must be a minimum of 80 inches above the walking surface as measured to the bottom of the obstruction.

2010 ADAS Section 307.3

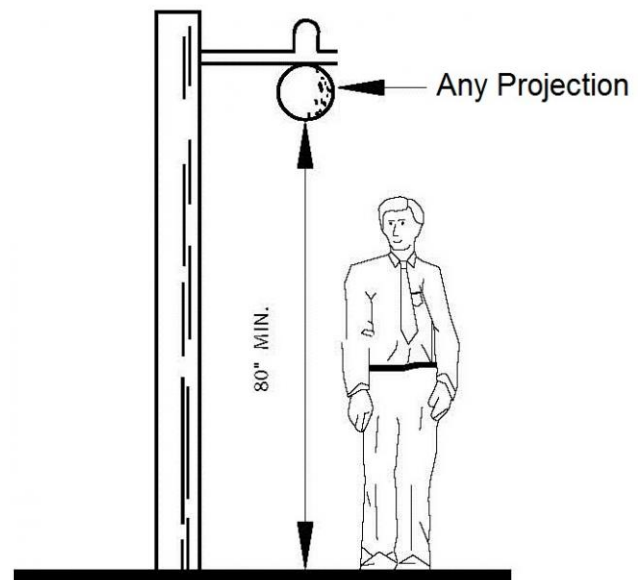
Free-standing objects mounted on posts or pylons shall overhang circulation paths 12 inches (305 mm) maximum when located 27 inches (685 mm) minimum and 80 inches (2030 mm) maximum above the finish floor or ground. Where a sign or other obstruction is mounted between posts or pylons and the clear distance between the posts or pylons is greater than 12 inches (305 mm), the lowest edge of such sign or obstruction shall be 27 inches (685 mm) maximum or 80 inches (2030 mm) minimum above the finish floor or ground.

Citation:

2010 ADAS Section: 307.3

As Built:

Tree branches obstruct circulation path



Exterior: Small Fire Pit

Lat/Long: [42.30085, -83.72977]

Finding: 17

There is no accessible route to the fire pit.

At least one accessible route shall connect accessible buildings, accessible facilities, accessible elements, and accessible spaces that are on the same site.

2010 ADAS Section 206.2.2

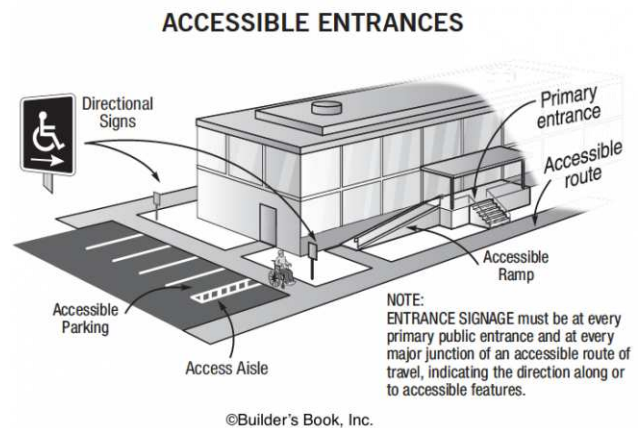
At least one accessible route shall connect accessible buildings, accessible facilities, accessible elements, and accessible spaces that are on the same site.

Citation:

2010 ADAS Section: 206.2.2

As Built:

No accessible route to fire pit.



Exterior: Community Garden

Lat/Long: [42.30058, -83.7296]

Finding: 18 - Garden Route

There is no accessible route to the garden.

At least one accessible route shall connect accessible buildings, accessible facilities, accessible elements, and accessible spaces that are on the same site.

2010 ADAS Section 206.2.2

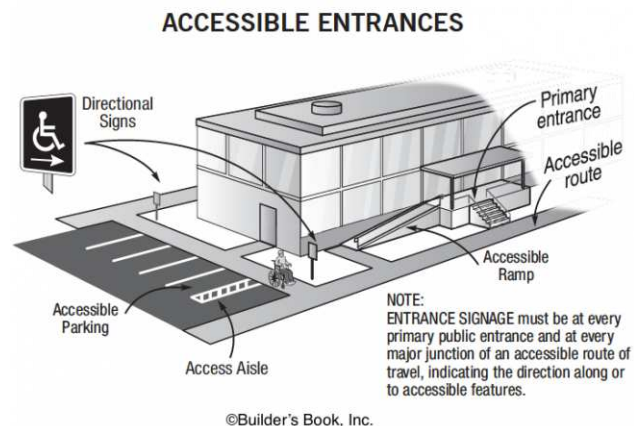

At least one accessible route shall connect accessible buildings, accessible facilities, accessible elements, and accessible spaces that are on the same site.

Citation:

2010 ADAS Section: 206.2.2

As Built:

No accessible route to the garden



Assembly Area: Seating

Lat/Long: [42.30064, -83.73096]

Finding: 19

The floor surface does not appear to be firm, stable, or slip resistant.

The wheelchair space floor and ground surfaces shall be stable, firm, and slip resistant.

2010 ADAS Section 302.1

Floor and ground surfaces shall be stable, firm, and slip resistant and shall comply with 302.

Citation:

2010 ADAS Section: 302.1

As Built:

Surface of accessible seating is dirt and mulch.



DTE Energy Nature House: Men's Restroom

Lat/Long: [42.30154, -83.72984]

Finding: 20

The maneuvering clearance perpendicular to the door is not 54 inches minimum.

Doors with an approach from the latch side equipped with a closer must have a maneuvering clearance on the pull side that is a minimum of 54 inches in depth perpendicular to the door in a close position by a minimum width dimension of 24 inches plus the door width. The additional 24 inches must extend past the door on the latch side. The entire maneuvering clearance must be free of obstructions and must be flat (2% max. slope is considered flat in any direction).

2010 ADAS Section 404.2.4.1

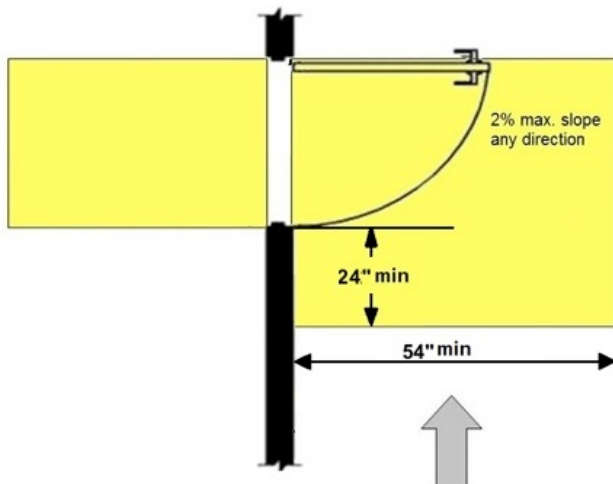
Swinging doors and gates shall have maneuvering clearances complying with Table 404.2.4.1.

Citation:

2010 ADAS Section: 404.2.4.1

As Built:

Maneuvering clearance is 47 inches



DTE Energy Nature House: Men's Restroom

Lat/Long: [42.30108, -83.72997]

Finding: 21

The dispenser projects more than 4 inches into the circulation path.

Wall-mounted objects that have leading edges between 27 inches and 80 inches from the floor must not project more than 4 inches into the circulation path. Protruding objects that extend to the floor or within 27 inches of the floor are cane detectable and are therefore not hazardous. Where it is necessary or desirable to have objects protrude from the wall, a manner of cane detection must be provided.

2010 ADAS Section 307.2

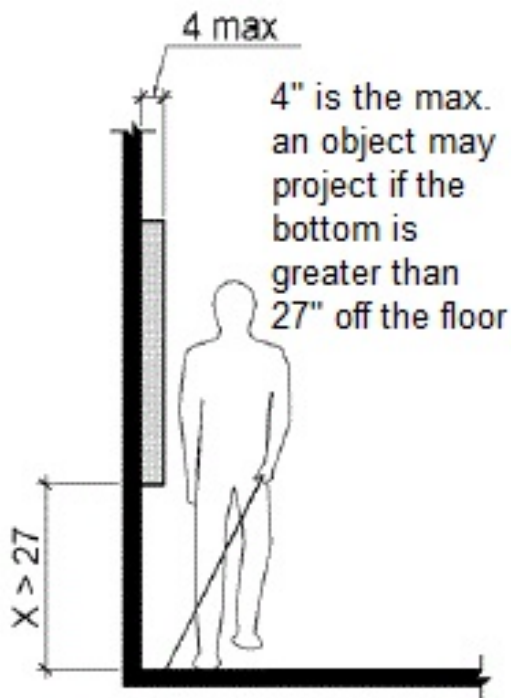
Objects with leading edges more than 27 inches (685 mm) and not more than 80 inches (2030 mm) above the finish floor or ground shall protrude 4 inches (100 mm) maximum horizontally into the circulation path.

Citation:

2010 ADAS Section: 307.2

As Built:

Feminine product dispenser in men's restroom protrudes 6 inches



DTE Energy Nature House: Men's Restroom

Lat/Long: [42.30073, -83.73025]

Finding: 22

The baby changing table is too high when folded down.

The tops of baby changing surfaces shall be 28 inches minimum and 34 inches maximum above the finish floor or ground.

2010 ADAS Section 902.3

The tops of dining surfaces and work surfaces shall be 28 inches (710 mm) minimum and 34 inches (865 mm) maximum above the finish floor or ground.

Citation:

2010 ADAS Section: 902.3

As Built:

Baby changing table is 40 inches high



DTE Energy Nature House: Men's Restroom

Lat/Long: [42.30073, -83.73025]

Finding: 23

The toilet is not located within the range allowed from the side wall or partition.

The centerline of the toilet must be 16 to 18 inches from the side wall.

2010 ADAS Section 604.2

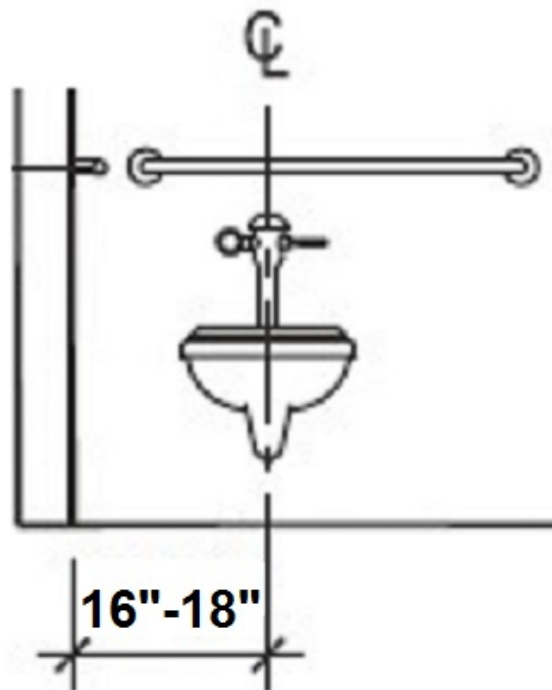
The water closet shall be positioned with a wall or partition to the rear and to one side. The centerline of the water closet shall be 16 inches (405 mm) minimum to 18 inches (455 mm) maximum from the side wall or partition, except that the water closet shall be 17 inches (430 mm) minimum and 19 inches (485 mm) maximum from the side wall or partition in the ambulatory accessible toilet compartment specified in 604.8.2. Water closets shall be arranged for a left-hand or right-hand approach.

Citation:

2010 ADAS Section: 604.2

As Built:

Water closet is centered at 19 inches



DTE Energy Nature House: Men's Restroom

Lat/Long: [42.30073, -83.73025]

Finding: 24

The toilet paper dispenser is mounted too close to the top of the grab bar, minimizing the gripping surface.

Adjacent elements shall be positioned to provide unobstructed use of grab bars. The space between the grab bar and projecting objects above shall be 12 inches minimum.

2010 ADAS Section 609.3

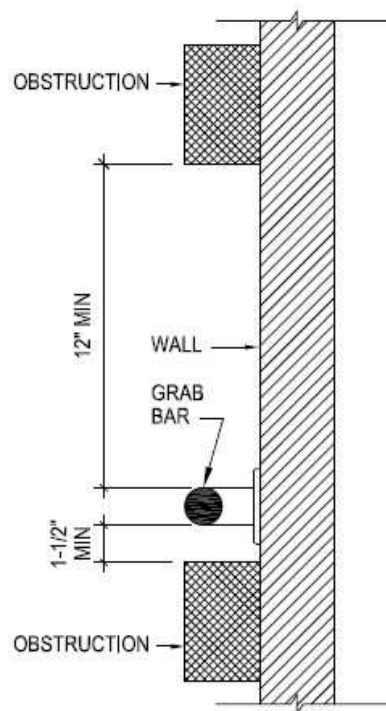
The space between the wall and the grab bar shall be 1 1/2 inches (38 mm). The space between the grab bar and projecting objects below and at the ends shall be 1 1/2 inches (38 mm) minimum. The space between the grab bar and projecting objects above shall be 12 inches (305 mm) minimum.

Citation:

2010 ADAS Section: 609.3

As Built:

Toilet paper dispenser is 1-1/2 inches above side wall grab bar



DTE Energy Nature House: Entrance

Lat/Long: [42.30082, -83.73067]

Finding: 25

The threshold is greater than 1/2 inch high.

The threshold at a doorway shall be no higher than 1/2 inch. Changes in level between 1/4 inch and 1/2 inch must be beveled at 1:2 or less. 1/4 inch is the maximum vertical rise.

2010 ADAS Section 404.2.5

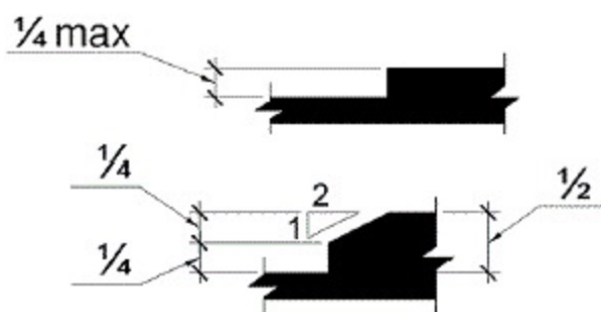
Thresholds, if provided at doorways, shall be 1/2 inch (13 mm) high maximum. Raised thresholds and changes in level at doorways shall comply with 302 and 303.

Citation:

2010 ADAS Section: 404.2.5

As Built:

Threshold is 2 inches high



DTE Energy Nature House: Hallway

Lat/Long: [42.30091, -83.73]

Finding: 26

There is no drinking fountain for standing persons.

No fewer than two drinking fountains shall be provided. One drinking fountain shall meet requirements for wheelchair accessibility and one drinking fountain shall meet requirements for standing persons.

Where a single drinking fountain complies with both wheelchair accessibility and requirements for standing persons, it shall be permitted to be substituted for two separate drinking fountains.

Spout outlets of drinking fountains for standing persons shall be 38 inches minimum and 43 inches maximum above the finish floor or ground.

2010 ADAS Section 602.7

Spout outlets of drinking fountains for standing persons shall be 38 inches (965 mm) minimum and 43 inches (1090 mm) maximum above the finish floor or ground.

2010 ADAS Section 211.2

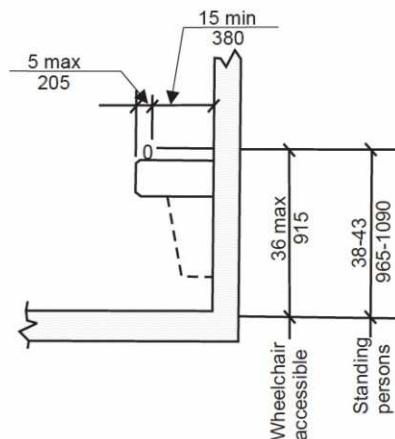
No fewer than two drinking fountains shall be provided. One drinking fountain shall comply with 602.1 through 602.6 and one drinking fountain shall comply with 602.7.

Citation:

2010 ADAS Section: 602.7, 211.2

As Built:

Only one drinking fountain.



DTE Energy Nature House: Women's Restroom

Lat/Long: [42.30089, -83.72997]

Finding: 27

The maneuvering clearance perpendicular to the door is not 54 inches minimum.

Doors with an approach from the latch side equipped with a closer must have a maneuvering clearance on the pull side that is a minimum of 54 inches in depth perpendicular to the door in a close position by a minimum width dimension of 24 inches plus the door width. The additional 24 inches must extend past the door on the latch side. The entire maneuvering clearance must be free of obstructions and must be flat (2% max. slope is considered flat in any direction).

2010 ADAS Section 404.2.4.1

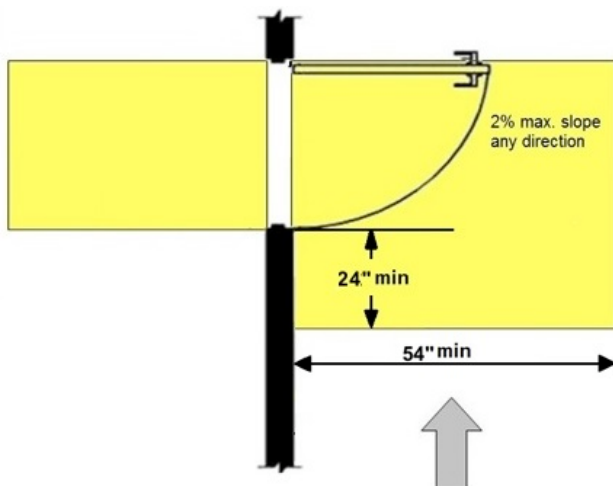
Swinging doors and gates shall have maneuvering clearances complying with Table 404.2.4.1.

Citation:

2010 ADAS Section: 404.2.4.1

As Built:

Perpendicular distance of 47 inches.



DTE Energy Nature House: Women's Restroom

Lat/Long: [42.3009, -83.72999]

Finding: 28

The clear floor space at the toilet is noncompliant.

Wheelchair accessible compartments shall be 60 inches wide minimum measured perpendicular to the side wall, and 59 inches deep minimum for floor mounted water closets measured perpendicular to the rear wall.

2010 ADAS Section 604.8.1.1

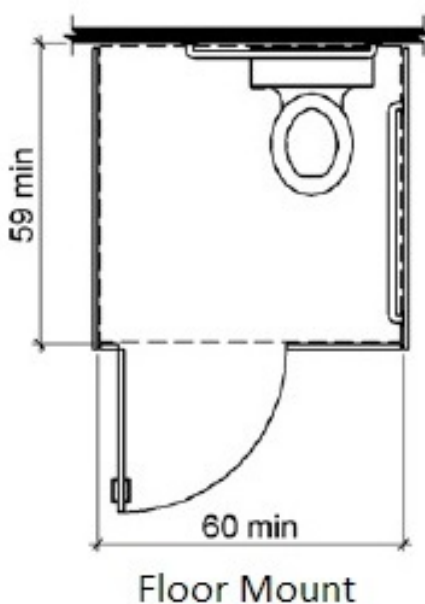
Wheelchair accessible compartments shall be 60 inches (1525 mm) wide minimum measured perpendicular to the side wall, and 56 inches (1420 mm) deep minimum for wall hung water closets and 59 inches (1500 mm) deep minimum for floor mounted water closets measured perpendicular to the rear wall. Wheelchair accessible compartments for children's use shall be 60 inches (1525 mm) wide minimum measured perpendicular to the side wall, and 59 inches (1500 mm) deep minimum for wall hung and floor mounted water closets measured perpendicular to the rear wall.

Citation:

2010 ADAS Section: 604.8.1.1

As Built:

Permanent bench protrudes into clear space.



DTE Energy Nature House: Area

Lat/Long: [42.30091, -83.72997]

Finding: 29 - Sink Height

The top of the sink is above the allowable height requirement.

Sinks shall be installed with the front of the higher of the rim or counter surface 34 inches maximum above the finish floor or ground.

2010 ADAS Section 606.3

Lavatories and sinks shall be installed with the front of the higher of the rim or counter surface 34 inches (865 mm) maximum above the finish floor or ground.

Citation:

2010 ADAS Section: 606.3

As Built:

Sink rim is 36" high



DTE Energy Nature House: Area

Lat/Long: [42.30089, -83.72991]

Finding: 30 - Sink Knee Clearance

Knee and toe clearance has not been provided at the sink.

The knee clearance shall be 11 inches deep minimum at 9 inches above the finish floor or ground, and 8 inches deep minimum at 27 inches above the finish floor or ground.

The toe clearance is the space under the sink between the finish floor or ground and 9 inches above the finish floor 30 inches wide minimum. The toe clearance shall extend a minimum of 17 inches and a maximum of 25 inches underneath the sink.

2010 ADAS Section 606.2

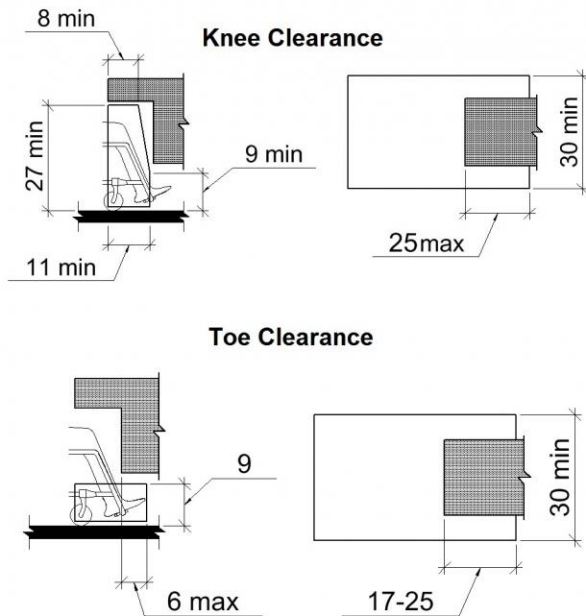
A clear floor space complying with 305, positioned for a forward approach, and knee and toe clearance complying with 306 shall be provided.

Citation:

2010 ADAS Section: 606.2

As Built:

Sink does not have vertical knee clearance



DTE Energy Nature House: Area

Lat/Long: [42.30088, -83.72981]

Finding: 31 - Phone

The wall-mounted phone projects more than 4 inches into the circulation path.

Wall-mounted objects that have leading edges between 27 inches and 80 inches from the floor must not project more than 4 inches into the circulation path. Protruding objects that extend to the floor or within 27 inches of the floor are cane detectable and are therefore not hazardous. Where it is necessary or desirable to have objects protrude from the wall, a manner of cane detection must be provided.

2010 ADAS Section 307.2

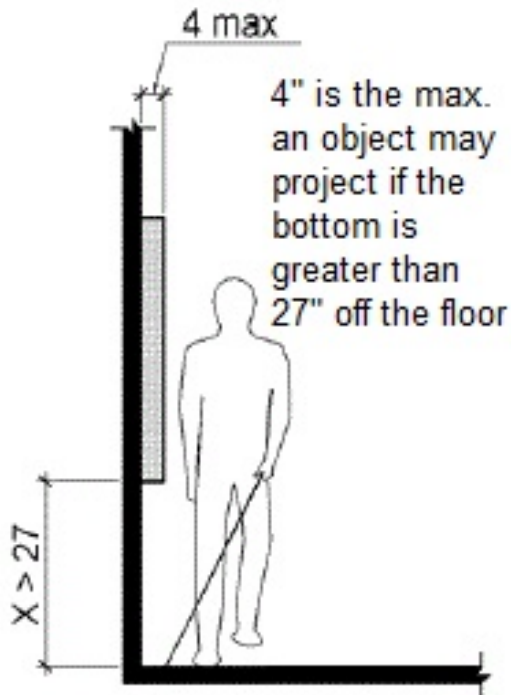

Objects with leading edges more than 27 inches (685 mm) and not more than 80 inches (2030 mm) above the finish floor or ground shall protrude 4 inches (100 mm) maximum horizontally into the circulation path.

Citation:

2010 ADAS Section: 307.2

As Built:

Phone protrudes 7" from wall



DTE Energy Nature House: Basement

Lat/Long: [42.30085, -83.72977]

Finding: 32 - Door Threshold

The threshold is greater than 1/2 inch high.

The threshold at a doorway shall be no higher than 1/2 inch. Changes in level between 1/4 inch and 1/2 inch must be beveled at 1:2 or less. 1/4 inch is the maximum vertical rise.

2010 ADAS Section 404.2.5

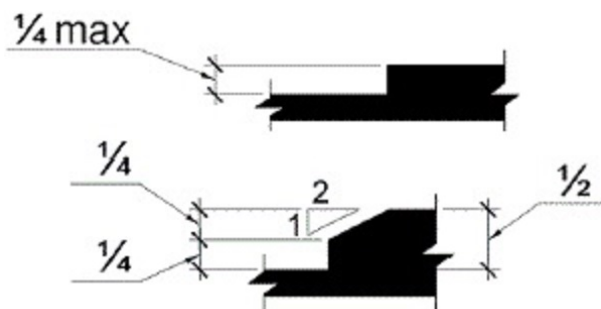
Thresholds, if provided at doorways, shall be 1/2 inch (13 mm) high maximum. Raised thresholds and changes in level at doorways shall comply with 302 and 303.

Citation:

2010 ADAS Section: 404.2.5

As Built:

Door has a 2" threshold



Walnut House: Men's Restroom

Lat/Long: [42.30126, -83.72993]

Finding: 33

The baby changing table is too high when folded down.

The tops of baby changing surfaces shall be 28 inches minimum and 34 inches maximum above the finish floor or ground.

2010 ADAS Section 902.3

The tops of dining surfaces and work surfaces shall be 28 inches (710 mm) minimum and 34 inches (865 mm) maximum above the finish floor or ground.

Citation:

2010 ADAS Section: 902.3

As Built:

Baby changing table is up to 36 inches high



Walnut House: Men's Restroom

Lat/Long: [42.30126, -83.72993]

Finding: 34

The table projects more than 4 inches into the circulation path.

Wall-mounted objects that have leading edges between 27 inches and 80 inches from the floor must not project more than 4 inches into the circulation path. Protruding objects that extend to the floor or within 27 inches of the floor are cane detectable and are therefore not hazardous. Where it is necessary or desirable to have objects protrude from the wall, a manner of cane detection must be provided.

2010 ADAS Section 307.2

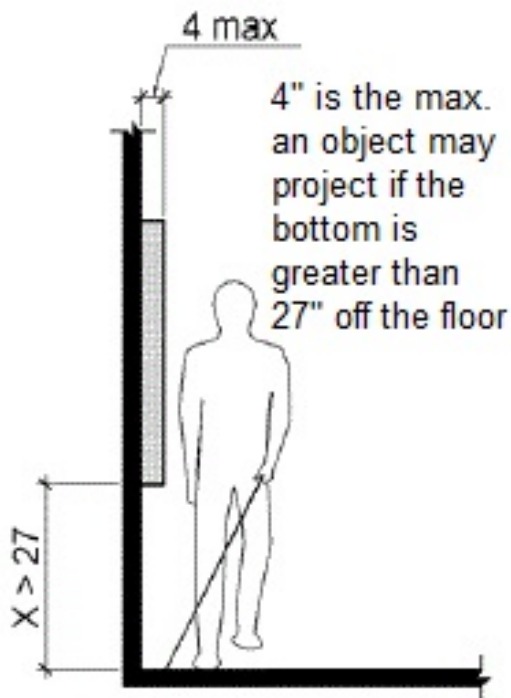
Objects with leading edges more than 27 inches (685 mm) and not more than 80 inches (2030 mm) above the finish floor or ground shall protrude 4 inches (100 mm) maximum horizontally into the circulation path.

Citation:

2010 ADAS Section: 307.2

As Built:

Baby changing table projects 35 inches



Walnut House: Men's Restroom

Lat/Long: [42.30106, -83.73023]

Finding: 35

The paper towel dispenser's operation mechanism is too high off the floor.

Dispensers must have all operable parts a maximum of 48 inches above the floor.

2010 ADAS Section 308.2.1

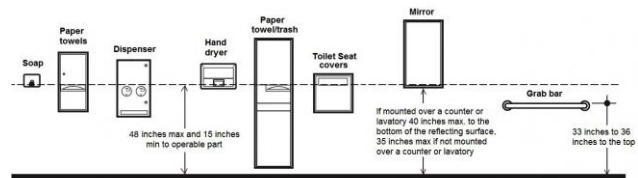
Where a forward reach is unobstructed, the high forward reach shall be 48 inches (1220 mm) maximum and the low forward reach shall be 15 inches (380 mm) minimum above the finish floor or ground.

Citation:

2010 ADAS Section: 308.2.1

As Built:

Paper towel dispenser is 49 inches high to the side knob



Walnut House: Men's Restroom

Lat/Long: [42.30123, -83.72997]

Finding: 36

The coat hook is installed greater than 48 inches above the finished floor.

Where a forward reach is unobstructed, the high forward reach shall be 48 inches maximum above the finished floor.

2010 ADAS Section 308.2.1

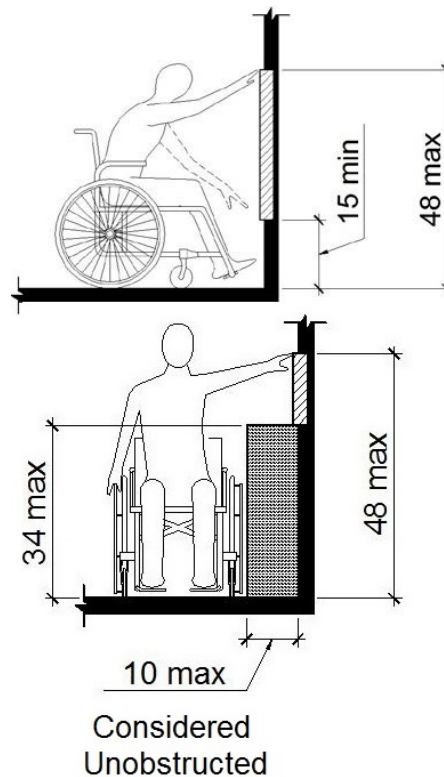
Where a forward reach is unobstructed, the high forward reach shall be 48 inches (1220 mm) maximum and the low forward reach shall be 15 inches (380 mm) minimum above the finish floor or ground.

Citation:

2010 ADAS Section: 308.2.1

As Built:

Coat hook is 65 inches high



Walnut House: Men's Restroom

Lat/Long: [42.30112, -83.73001]

Finding: 37

There are not enough accessible toilet compartments. Where toilet compartments are provided, at least one toilet compartment shall be wheelchair accessible.

The room contains 1 toilet compartments. A minimum of one must be wheelchair accessible .

2010 ADAS Section 213.3.1


Where toilet compartments are provided, at least one toilet compartment shall comply with 604.8.1. In addition to the compartment required to comply with 604.8.1, at least one compartment shall comply with 604.8.2 where six or more toilet compartments are provided, or where the combination of urinals and water closets totals six or more fixtures.

Citation:

2010 ADAS Section: 213.3.1

As Built:

The toilet stall has multiple violations and does not meet all requirements



Walnut House: Area

Lat/Long: [42.30062, -83.73046]

Finding: 38 - Sink

The top of the sink is above the allowable height requirement.

Sinks shall be installed with the front of the higher of the rim or counter surface 34 inches maximum above the finish floor or ground.

2010 ADAS Section 606.3

Lavatories and sinks shall be installed with the front of the higher of the rim or counter surface 34 inches (865 mm) maximum above the finish floor or ground.

Citation:

2010 ADAS Section: 606.3

As Built:

Sink is 36" high to the rim



Walnut House: Area

Lat/Long: [42.30026, -83.72942]

Finding: 39 - Door Strike

The maneuvering clearance on the pull side of the door extends less than 18 inches beyond the latch side of the door.

Maneuvering space for interior doors on the pull side with a front approach must be flat (2% max. slope in any direction) for a minimum distance of 60 inches in the direction of travel. The width of the maneuvering space must be as wide as the door plus an additional 18 inches on the latch side. This latch side clearance must also be flat (2% max. slope in any direction) and clear of obstructions.

2010 ADAS Section 404.2.4.1

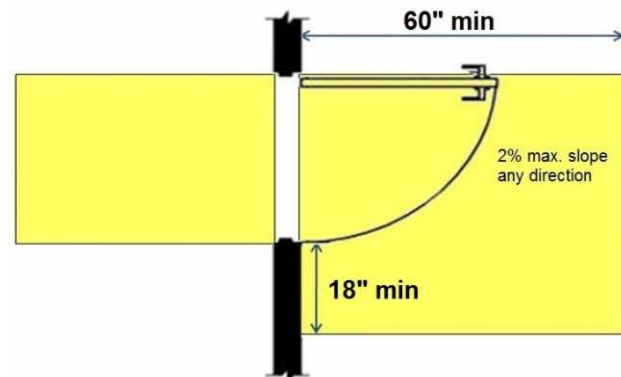
Swinging doors and gates shall have maneuvering clearances complying with Table 404.2.4.1.

Citation:

2010 ADAS Section: 404.2.4.1

As Built:

Door has 8" clearance on the pull side



Walnut House: Area

Lat/Long: [42.30087, -83.7303]

Finding: 40 - Bathroom Access Door

The threshold is greater than 1/2 inch high.

The threshold at a doorway shall be no higher than 1/2 inch. Changes in level between 1/4 inch and 1/2 inch must be beveled at 1:2 or less. 1/4 inch is the maximum vertical rise.

2010 ADAS Section 404.2.5

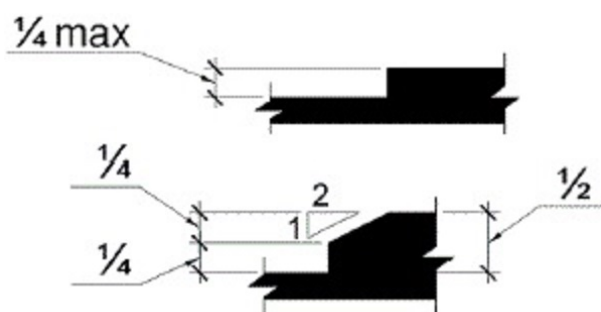
Thresholds, if provided at doorways, shall be 1/2 inch (13 mm) high maximum. Raised thresholds and changes in level at doorways shall comply with 302 and 303.

Citation:

2010 ADAS Section: 404.2.5

As Built:

Door has 1" clearance on the pull side



Walnut House: Women's Restroom

Lat/Long: [42.30059, -83.73003]

Finding: 41

A compliant room identification sign is missing on the strike side of the door.

Wall signs identifying permanent rooms and spaces of a building shall be a horizontal format and the characters raised 1/32 inch minimum and shall be sans serif uppercase characters a minimum of 5/8 inch and a maximum of 2 inches high. Contracted Grade 2 Braille shall be in a horizontal format and shall be placed a minimum of 3/8 inch and a maximum of 1/2 inch directly below the tactile characters; flush left or centered. Signs with raised characters or Braille shall be located 48 inches minimum above the finish floor or ground surface, measured from the baseline of the lowest tactile character and 60 inches maximum above the finish floor or ground surface, measured from the baseline of the highest tactile character.

2010 ADAS Section 216.2

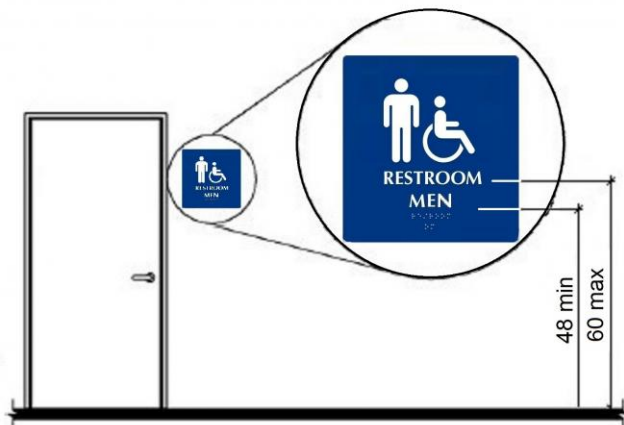
Interior and exterior signs identifying permanent rooms and spaces shall comply with 703.1, 703.2, and 703.5. Where pictograms are provided as designations of permanent interior rooms and spaces, the pictograms shall comply with 703.6 and shall have text descriptors complying with 703.2 and 703.5.

Citation:

2010 ADAS Section: 216.2

As Built:

Door signage is not on the wall adjacent to the strike side of the door



Walnut House: Women's Restroom

Lat/Long: [42.30056, -83.73042]

Finding: 42

The maneuvering clearance on the pull side of the door is not long enough in the direction of travel.

Maneuvering clearance for interior doors on the pull side must be flat (2% max. slope in any direction) for a minimum distance of 60 inches in the direction of travel. The width of the maneuvering clearance must be as wide as the door plus an additional 18 inches on the latch side. This latch side clearance must also be flat (2% max. slope in any direction) and clear of obstructions.

2010 ADAS Section 404.2.4.1

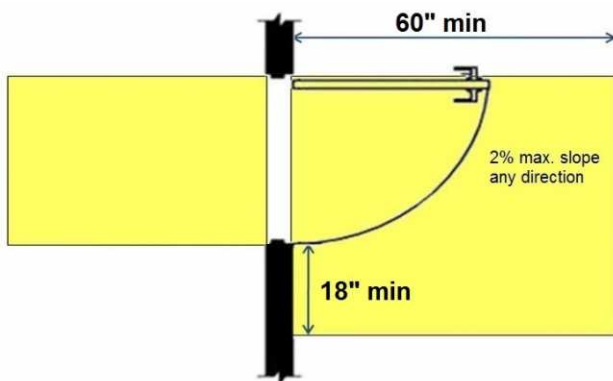
Swinging doors and gates shall have maneuvering clearances complying with Table 404.2.4.1.

Citation:

2010 ADAS Section: 404.2.4.1

As Built:

Pull side clearance 39 inches.



Walnut House: Women's Restroom

Lat/Long: [42.30058, -83.73042]

Finding: 43

There are not enough accessible toilet compartments. Where toilet compartments are provided, at least one toilet compartment shall be wheelchair accessible.

2010 ADAS Section 213.3.1

Where toilet compartments are provided, at least one toilet compartment shall comply with 604.8.1. In addition to the compartment required to comply with 604.8.1, at least one compartment shall comply with 604.8.2 where six or more toilet compartments are provided, or where the combination of urinals and water closets totals six or more fixtures.

Citation:

2010 ADAS Section: 213.3.1

As Built:

Existing compartment not fully compliant.



Leslie House: Entrance

Lat/Long: [42.30107, -83.73032]

Finding: 44

The door maneuvering clearance contains changes in level.

Floor or ground surface within required maneuvering clearances shall comply with Floor or Ground Surfaces. Changes in level are not permitted.

The entire maneuvering clearance must be free of obstructions and must be flat (2% max. slope is considered flat in any direction).

2010 ADAS Section 404.2.4.4

Floor or ground surface within required maneuvering clearances shall comply with 302. Changes in level are not permitted.

Citation:

2010 ADAS Section: 404.2.4.4

As Built:

Entrance door has a ramp in the maneuvering clearance



Leslie House: First Floor

Lat/Long: [42.30077, -83.73016]

Finding: 45

The door operating hardware is not accessible.

Hand-activated door opening hardware, handles, pulls, latches, locks, and other operating devices on accessible doors shall have a shape that is easy to grasp with one hand and does not require tight grasping, pinching or twisting of the wrist to operate. Hardware shall be 34 inches minimum and 48 inches maximum above the finish floor or ground.

2010 ADAS Section 404.2.7

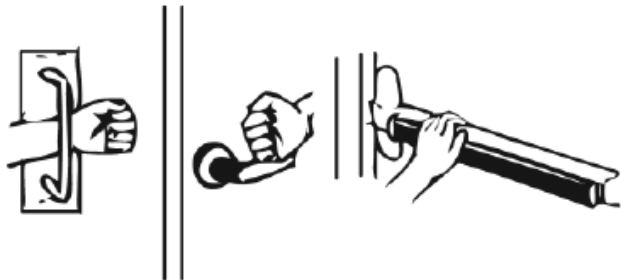
Handles, pulls, latches, locks, and other operable parts on doors and gates shall comply with 309.4. Operable parts of such hardware shall be 34 inches (865 mm) minimum and 48 inches (1220 mm) maximum above the finish floor or ground. Where sliding doors are in the fully open position, operating hardware shall be exposed and usable from both sides.

Citation:

2010 ADAS Section: 404.2.7

As Built:

Multiple doors have knobs



Leslie House: First Floor

Lat/Long: [42.30091, -83.72961]

Finding: 46

The maneuvering clearance on the pull side of the door is not long enough in the direction of travel.

Maneuvering clearance for interior doors on the pull side must be flat (2% max. slope in any direction) for a minimum distance of 60 inches in the direction of travel. The width of the maneuvering clearance must be as wide as the door plus an additional 18 inches on the latch side. This latch side clearance must also be flat (2% max. slope in any direction) and clear of obstructions.

2010 ADAS Section 404.2.4.1

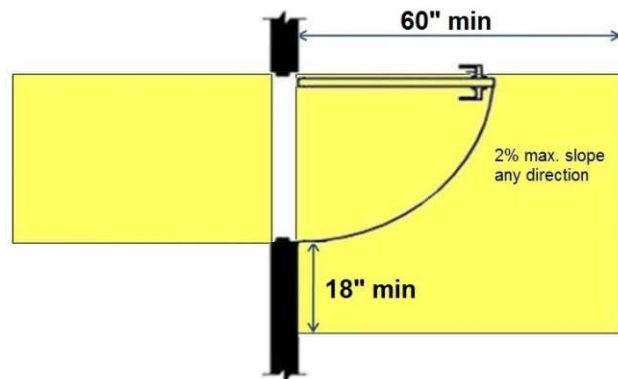
Swinging doors and gates shall have maneuvering clearances complying with Table 404.2.4.1.

Citation:

2010 ADAS Section: 404.2.4.1

As Built:

Door has a maneuvering clearance of 32 inches deep



Leslie House: First Floor

Lat/Long: [42.30081, -83.73026]

Finding: 47

The top floor over the stairs extends down too close to the route of travel.

Any obstruction that overhangs a circulation route must be a minimum of 80 inches above the walking surface as measured from the bottom of the obstruction.

2010 ADAS Section 307.3

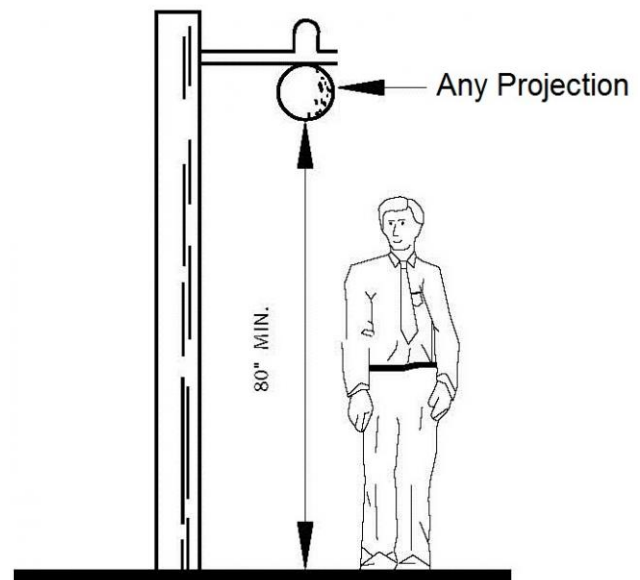
Free-standing objects mounted on posts or pylons shall overhang circulation paths 12 inches (305 mm) maximum when located 27 inches (685 mm) minimum and 80 inches (2030 mm) maximum above the finish floor or ground. Where a sign or other obstruction is mounted between posts or pylons and the clear distance between the posts or pylons is greater than 12 inches (305 mm), the lowest edge of such sign or obstruction shall be 27 inches (685 mm) maximum or 80 inches (2030 mm) minimum above the finish floor or ground.

Citation:

2010 ADAS Section: 307.3

As Built:

Head clearance is 69 inches high



Leslie House: First Floor

Lat/Long: [42.30088, -83.73024]

Finding: 48

Stairways must have handrails on both sides.

Handrails and their extensions must be between 34 inches and 38 inches above the stair nosing or ground.

The top handrails shall extend a minimum of 12 inches beyond the top nosing and shall be parallel with the floor or ground surface. At the bottom of a stair flight, handrails shall extend at the slope of the stair flight for a horizontal distance at least equal to one tread depth beyond the last riser nosing. Extension shall return to a wall, guard, or the landing surface, or shall be continuous to the handrail of an adjacent stair flight.

The orientation of at least one handrail, including the extension, shall be in the direction of the run of the stair and perpendicular to the direction of the stair nosing. Handrail gripping surfaces with a circular cross section shall have an outside diameter of 1-1/4 inches minimum and 2 inches maximum. Handrail gripping surfaces with a non-circular cross section shall have a perimeter dimension of 4 inches minimum and 6 1/4 inches maximum, and a cross-section dimension of 2-1/4 inches maximum. The hand grip portion of handrails shall have a smooth surface with no sharp corners. Gripping surfaces (top or sides) shall be uninterrupted by newel posts, other construction elements or obstructions. Any wall or other surface adjacent to the handrail shall be free of sharp or abrasive elements. Handrails projecting from a wall shall have a space of 1-1/2 inches minimum between the wall and the handrail.

2010 ADAS Section 505.2

Handrails shall be provided on both sides of stairs and ramps.

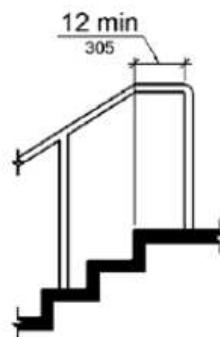
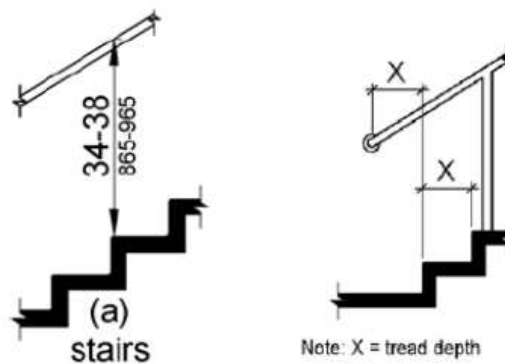

Citation:

2010 ADAS Section: 505.2

As Built:

Stairs from first to second floors do not have compliant handrails

Finding #48 Continued



Leslie House: Basement

Lat/Long: [42.30077, -83.73023]

Finding: 49

Stairways must have handrails on both sides.

Handrails and their extensions must be between 34 inches and 38 inches above the stair nosing or ground.

The top handrails shall extend a minimum of 12 inches beyond the top nosing and shall be parallel with the floor or ground surface. At the bottom of a stair flight, handrails shall extend at the slope of the stair flight for a horizontal distance at least equal to one tread depth beyond the last riser nosing. Extension shall return to a wall, guard, or the landing surface, or shall be continuous to the handrail of an adjacent stair flight.

The orientation of at least one handrail, including the extension, shall be in the direction of the run of the stair and perpendicular to the direction of the stair nosing. Handrail gripping surfaces with a circular cross section shall have an outside diameter of 1-1/4 inches minimum and 2 inches maximum. Handrail gripping surfaces with a non-circular cross section shall have a perimeter dimension of 4 inches minimum and 6 1/4 inches maximum, and a cross-section dimension of 2-1/4 inches maximum. The hand grip portion of handrails shall have a smooth surface with no sharp corners. Gripping surfaces (top or sides) shall be uninterrupted by newel posts, other construction elements or obstructions. Any wall or other surface adjacent to the handrail shall be free of sharp or abrasive elements. Handrails projecting from a wall shall have a space of 1-1/2 inches minimum between the wall and the handrail.

2010 ADAS Section 505.2

Handrails shall be provided on both sides of stairs and ramps.

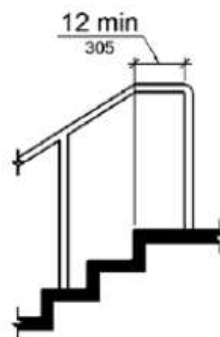
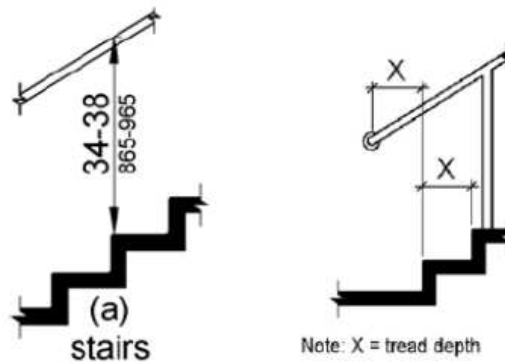

Citation:

2010 ADAS Section: 505.2

As Built:

Stairs have handrails that do not comply

Finding #49 Continued



Leslie House: First Floor

Lat/Long: [42.30087, -83.73013]

Finding: 50 - Sink Height

The top of the sink is above the allowable height requirement.

Sinks shall be installed with the front of the higher of the rim or counter surface 34 inches maximum above the finish floor or ground.

2010 ADAS Section 606.3

Lavatories and sinks shall be installed with the front of the higher of the rim or counter surface 34 inches (865 mm) maximum above the finish floor or ground.

Citation:

2010 ADAS Section: 606.3

As Built:

Sink is 35" high to the rim



Leslie House: First Floor

Lat/Long: [42.30051, -83.72971]

Finding: 51 - Fire Extinguisher

The fire extinguisher projects more than 4 inches into the circulation path.

Wall-mounted objects that have leading edges between 27 inches and 80 inches from the floor must not project more than 4 inches into the circulation path. Protruding objects that extend to the floor or within 27 inches of the floor are cane detectable and are therefore not hazardous. Where it is necessary or desirable to have objects protrude from the wall, a manner of cane detection must be provided.

2010 ADAS Section 307.2

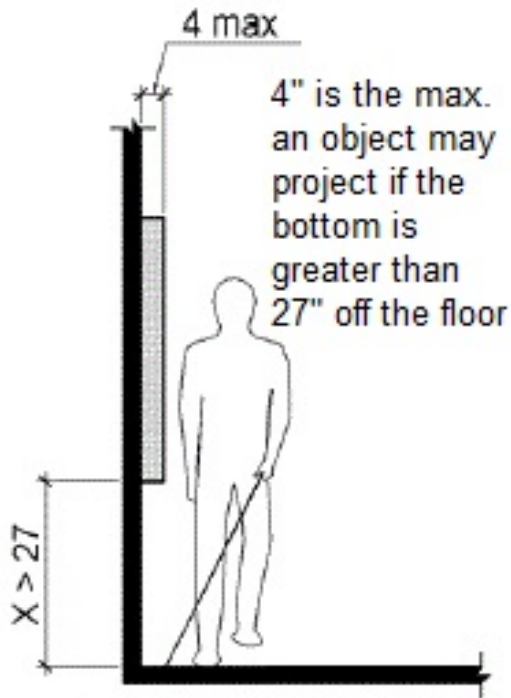
Objects with leading edges more than 27 inches (685 mm) and not more than 80 inches (2030 mm) above the finish floor or ground shall protrude 4 inches (100 mm) maximum horizontally into the circulation path.

Citation:

2010 ADAS Section: 307.2

As Built:

Fire extinguisher protrudes 6"



Leslie House: First Floor

Lat/Long: [42.30077, -83.7302]

Finding: 52 - Light Fixture

The light fixture extends down too close to the route of travel.

Any obstruction that overhangs a circulation route must be a minimum of 80 inches above the walking surface as measured from the bottom of the obstruction.

2010 ADAS Section 307.3

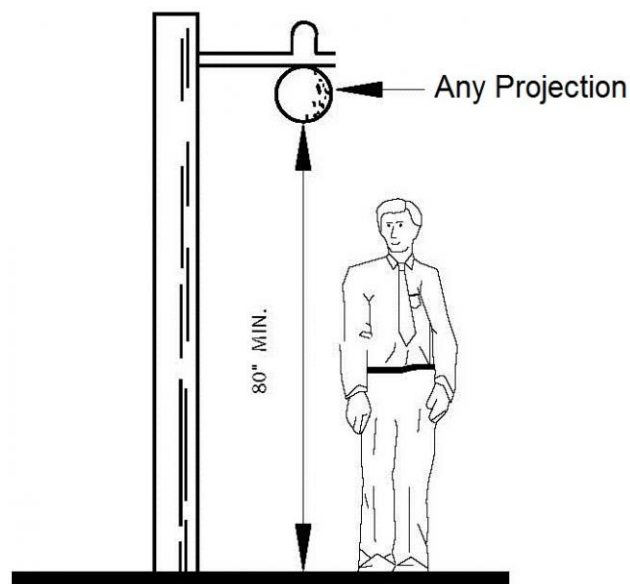
Free-standing objects mounted on posts or pylons shall overhang circulation paths 12 inches (305 mm) maximum when located 27 inches (685 mm) minimum and 80 inches (2030 mm) maximum above the finish floor or ground. Where a sign or other obstruction is mounted between posts or pylons and the clear distance between the posts or pylons is greater than 12 inches (305 mm), the lowest edge of such sign or obstruction shall be 27 inches (685 mm) maximum or 80 inches (2030 mm) minimum above the finish floor or ground.

Citation:

2010 ADAS Section: 307.3

As Built:

The light fixture is 75" high



Leslie House: Second Floor

Lat/Long: [42.30062, -83.73025]

Finding: 53 - Door Knob

The door operating hardware is not accessible.

Hand-activated door opening hardware, handles, pulls, latches, locks, and other operating devices on accessible doors shall have a shape that is easy to grasp with one hand and does not require tight grasping, pinching or twisting of the wrist to operate. Hardware shall be 34 inches minimum and 48 inches maximum above the finish floor or ground.

2010 ADAS Section 404.2.7

Handles, pulls, latches, locks, and other operable parts on doors and gates shall comply with 309.4. Operable parts of such hardware shall be 34 inches (865 mm) minimum and 48 inches (1220 mm) maximum above the finish floor or ground. Where sliding doors are in the fully open position, operating hardware shall be exposed and usable from both sides.

Citation:

2010 ADAS Section: 404.2.7

As Built:

Doors have non-compliant hardware



Leslie House: First Floor

Lat/Long: [42.30086, -83.73023]

Finding: 54

The restroom is not nearly compliant. Ensure that the restroom complies with 603, 604, and 605.

The restroom does not have the required minimum clear floor space or maneuvering clearances for the toilet. The restroom does not have the required minimum clear floor space or maneuvering clearances for the lavatory. The entry door does not contain the required minimum maneuvering spaces on the pull/push sides. The entry door encroach into the required clear floor space for fixtures. Grab bars are missing and/or incorrectly installed. Accessories, such as toilet seat covers, paper towel holders, garbage cans, hand dryers, and mirrors are either too high or without clear floor space or both.

2010 ADAS Section 213.2

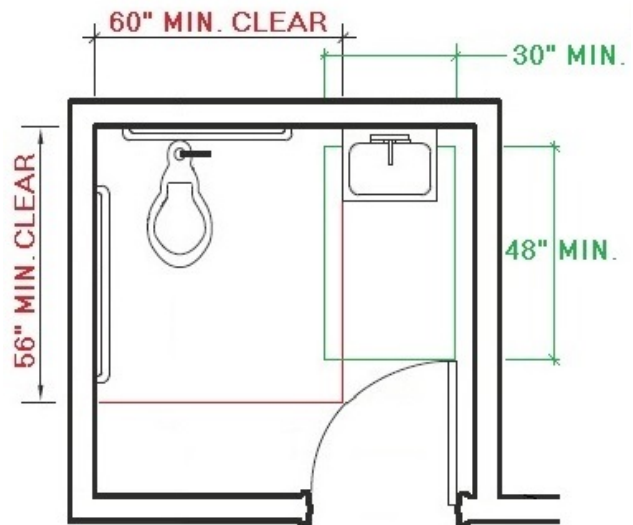

Where toilet rooms are provided, each toilet room shall comply with 603. Where bathing rooms are provided, each bathing room shall comply with 603.

Citation:

2010 ADAS Section: 213.2

As Built:

Various barriers including clear space issues.



Leslie House: Second Floor

Lat/Long: [42.30056, -83.7297]

Finding: 55

Compliant room identification signs are missing.

Sign shall be located alongside the door at the latch side. Where a tactile sign is provided at double doors with one active leaf, the sign shall be located on the inactive leaf. Where a tactile sign is provided at double doors with two active leafs, the sign shall be located to the right of the right hand door. Where there is no wall space at the latch side of a single door or at the right side of double doors, signs shall be located on the nearest adjacent wall. Signs containing tactile characters shall be located so that a clear floor space of 18 inches minimum by 18 inches minimum, centered on the tactile characters, is provided beyond the arc of any door swing between the closed position and 45 degree open position.

Wall signs identifying permanent rooms and spaces of a building shall be in a horizontal format and the characters raised 1/32 inch minimum and shall be sans serif uppercase characters a minimum of 5/8 inch and a maximum of 2 inches high. Contracted Grade 2 Braille shall be in a horizontal format and shall be placed a minimum of 3/8 inch and a maximum of 1/2 inch directly below the tactile characters; flush left or centered. Dots shall be 1/10 inch on center in each cell with 2/10-inch space between cells, measured from the second column of dots in the first cell to the first column of dots in the second cell. Dots shall be raised a minimum of 1/40 inch above the background. Braille dots shall be domed or rounded. Signs with raised characters or Braille shall be located 48 inches minimum above the finish floor or ground surface, measured from the baseline of the lowest tactile character and 60 inches maximum above the finish floor or ground surface, measured from the baseline of the highest tactile character.

2010 ADAS Section 216.2

Interior and exterior signs identifying permanent rooms and spaces shall comply with 703.1, 703.2, and 703.5. Where pictograms are provided as designations of permanent interior rooms and spaces, the pictograms shall comply with 703.6 and shall have text descriptors complying with 703.2 and 703.5.

2010 ADAS Section 703.4.2

Where a tactile sign is provided at a door, the sign shall be located alongside the door at the latch side. Where a tactile sign is provided at double doors with one active leaf, the sign shall be located on the inactive leaf. Where a tactile sign is provided at double doors with two active leafs, the sign shall be located to the right of the right hand door. Where there is no wall space at the latch side of a single door or at the right side of double doors, signs shall be located on the nearest adjacent wall. Signs containing tactile characters shall be located so that a clear floor space of 18 inches (455 mm) minimum by 18 inches (455 mm) minimum, centered on the tactile characters, is provided beyond the arc of any door swing between the closed position and 45 degree open position.

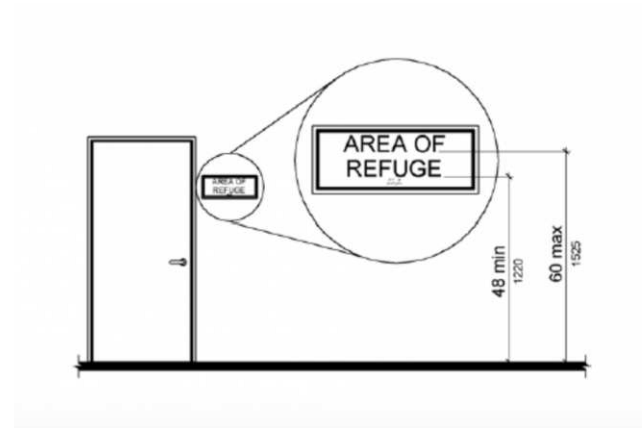
Citation:

2010 ADAS Section: 216.2, 703.4.2

As Built:

No sign to unisex restroom.

Finding #55 Continued



Leslie House: Second Floor

Lat/Long: [42.30059, -83.73109]

Finding: 56

The restroom is not nearly compliant.

The restroom does not have the required minimum clear floor space or maneuvering clearances for the toilet. The restroom does not have the required minimum clear floor space or maneuvering clearances for the lavatory. The entry door does not contain the required minimum maneuvering spaces on the pull/push sides. The entry door encroach into the required clear floor space for fixtures. Grab bars are missing and/or incorrectly installed. Accessories, such as toilet seat covers, paper towel holders, garbage cans, hand dryers, and mirrors are either too high or without clear floor space or both.

2010 ADAS Section 213.2

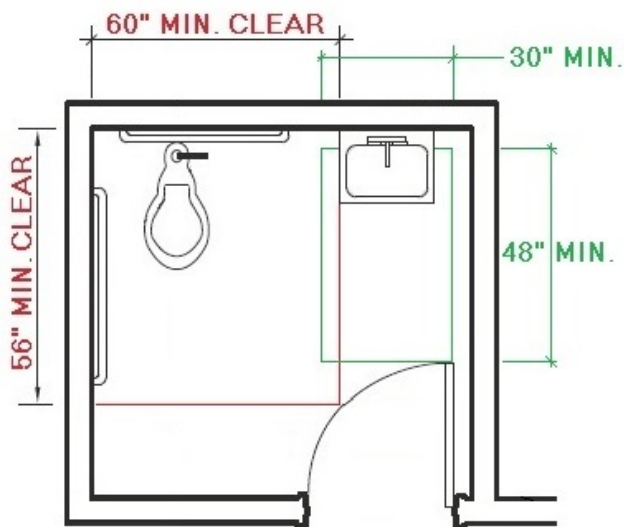
Where toilet rooms are provided, each toilet room shall comply with 603. Where bathing rooms are provided, each bathing room shall comply with 603.

Citation:

2010 ADAS Section: 213.2

As Built:

There are various barriers including clear space and tub.



Leslie House: Second Floor

Lat/Long: [42.30071, -83.73032]

Finding: 57

The maneuvering clearance on the pull side of the door extends less than 18 inches beyond the latch side of the door.

Maneuvering space for interior doors on the pull side with a front approach must be flat (2% max. slope in any direction) for a minimum distance of 60 inches in the direction of travel. The width of the maneuvering space must be as wide as the door plus an additional 18 inches on the latch side. This latch side clearance must also be flat (2% max. slope in any direction) and clear of obstructions.

2010 ADAS Section 404.2.4.1

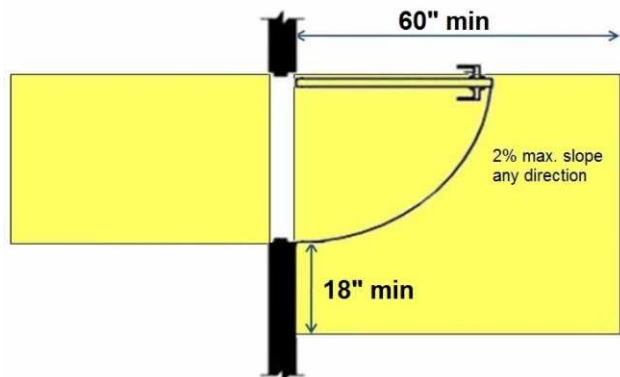
Swinging doors and gates shall have maneuvering clearances complying with Table 404.2.4.1.

Citation:

2010 ADAS Section: 404.2.4.1

As Built:

Latch side clearance is 11 inches.



Caretaker House: Entrance

Lat/Long: [42.3009, -83.73042]

Finding: 58

The door maneuvering clearance contains changes in level.

Floor or ground surface within required maneuvering clearances shall comply with Floor or Ground Surfaces. Changes in level are not permitted.

The entire maneuvering clearance must be free of obstructions and must be flat (2% max. slope is considered flat in any direction).

2010 ADAS Section 404.2.4.4

Floor or ground surface within required maneuvering clearances shall comply with 302. Changes in level are not permitted.

Citation:

2010 ADAS Section: 404.2.4.4

As Built:

Door has steps in the maneuvering clearance



Finding #58 Additional Finding Photos



Caretaker House: Kitchen

Lat/Long: [42.30093, -83.73087]

Finding: 59

The top of the sink is above the allowable height requirement.

Sinks shall be installed with the front of the higher of the rim or counter surface 34 inches maximum above the finish floor or ground.

2010 ADAS Section 606.3

Lavatories and sinks shall be installed with the front of the higher of the rim or counter surface 34 inches (865 mm) maximum above the finish floor or ground.

Citation:

2010 ADAS Section: 606.3

As Built:

Sink rim is 38 inches high



Caretaker House: Kitchen

Lat/Long: [42.30093, -83.73087]

Finding: 60

Knee and toe clearance has not been provided at the sink.

The knee clearance shall be 11 inches deep minimum at 9 inches above the finish floor or ground, and 8 inches deep minimum at 27 inches above the finish floor or ground.

The toe clearance is the space under the sink between the finish floor or ground and 9 inches above the finish floor 30 inches wide minimum. The toe clearance shall extend a minimum of 17 inches and a maximum of 25 inches underneath the sink.

2010 ADAS Section 606.2

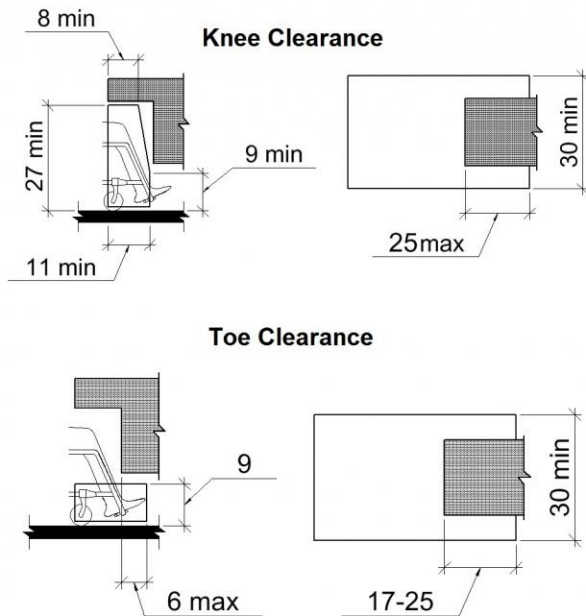
A clear floor space complying with 305, positioned for a forward approach, and knee and toe clearance complying with 306 shall be provided.

Citation:

2010 ADAS Section: 606.2

As Built:

Sink does not have knee and toe clearance



Caretaker House: Kitchen

Lat/Long: [42.30093, -83.73087]

Finding: 61

Knee and toe space has not been provided at the work surface.

Kitchen work surface must be provided with a clear floor space positioned for a forward approach including knee and toe clearance, and no higher than 34 inches.

2010 ADAS Section 606.2

A clear floor space complying with 305, positioned for a forward approach, and knee and toe clearance complying with 306 shall be provided.

2010 ADAS Section 804.4

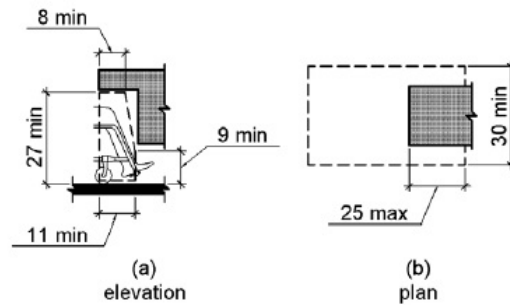
Sinks shall comply with 606.

Citation:

2010 ADAS Section: 606.2, 804.4

As Built:

Work surface is only 20 inches wide and 38 inches high



Caretaker House: First Floor

Lat/Long: [42.30104, -83.73072]

Finding: 62

There is a change in level greater than 1/4 inch.

1/4 inch is the maximum vertical rise. Changes in level between 1/4 inch and 1/2 inch must be beveled at 1:2 or less. Changes in level greater than 1/2 inch must be by way of a ramp.

2010 ADAS Section 303.3

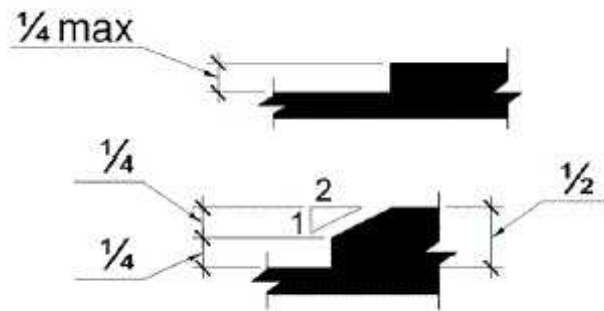
Changes in level between 1/4 inch (6.4 mm) high minimum and 1/2 inch (13 mm) high maximum shall be beveled with a slope not steeper than 1:2.

Citation:

2010 ADAS Section: 303.3

As Built:

There is a 9 inch step to the laundry room



Caretaker House: First Floor

Lat/Long: [42.30094, -83.73061]

Finding: 63

The door operating hardware is not accessible.

Hand-activated door opening hardware, handles, pulls, latches, locks, and other operating devices on accessible doors shall have a shape that is easy to grasp with one hand and does not require tight grasping, pinching or twisting of the wrist to operate. Hardware shall be 34 inches minimum and 48 inches maximum above the finish floor or ground.

2010 ADAS Section 404.2.7

Handles, pulls, latches, locks, and other operable parts on doors and gates shall comply with 309.4. Operable parts of such hardware shall be 34 inches (865 mm) minimum and 48 inches (1220 mm) maximum above the finish floor or ground. Where sliding doors are in the fully open position, operating hardware shall be exposed and usable from both sides.

Citation:

2010 ADAS Section: 404.2.7

As Built:

Doors have knobs



Caretaker House: Exterior

Lat/Long: [42.30048, -83.73138]

Finding: 64

The building entrance is not located on an accessible route.

When a building, or portion of a building, is required to be accessible, an accessible route of travel shall be provided to all portions of the building, to accessible building entrances and between the building and the public way.

At least one accessible route within the boundary of the site must be provided from public transportation stops, accessible parking and accessible passenger loading zones and public streets or sidewalks to the accessible building entrance they serve.

The accessible route shall, to the maximum extent feasible, coincide with the route for the general public. At least one accessible route shall connect accessible buildings, facilities, elements and spaces that are on the same site. At least one accessible route shall connect accessible building or facility entrances with all accessible spaces and elements.

2010 ADAS Section 206.2.1

At least one accessible route shall be provided within the site from accessible parking spaces and accessible passenger loading zones; public streets and sidewalks; and public transportation stops to the accessible building or facility entrance they serve.


Citation:

2010 ADAS Section: 206.2.1

As Built:

No accessible route to entrance.

Finding #64 Continued



Caretaker House: Second Floor

Lat/Long: [42.30058, -83.73119]

Finding: 65

The door operating hardware is not accessible.

Hand-activated door opening hardware, handles, pulls, latches, locks, and other operating devices on accessible doors shall have a shape that is easy to grasp with one hand and does not require tight grasping, pinching or twisting of the wrist to operate. Hardware shall be 34 inches minimum and 48 inches maximum above the finish floor or ground.

2010 ADAS Section 404.2.7

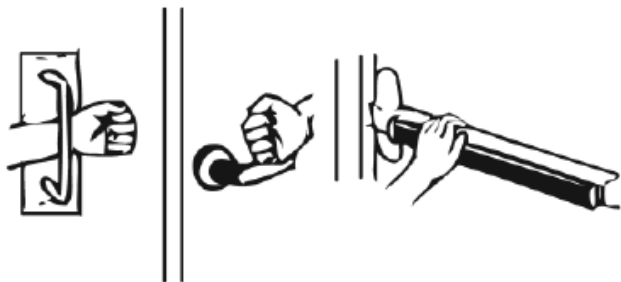

Handles, pulls, latches, locks, and other operable parts on doors and gates shall comply with 309.4. Operable parts of such hardware shall be 34 inches (865 mm) minimum and 48 inches (1220 mm) maximum above the finish floor or ground. Where sliding doors are in the fully open position, operating hardware shall be exposed and usable from both sides.

Citation:

2010 ADAS Section: 404.2.7

As Built:

One bedroom door has a knob.



Caretaker House: Second Floor

Lat/Long: [42.30077, -83.73037]

Finding: 66

The door opening does not provide at least 32 inches between the face of the door and the opposite stop.

Door openings shall provide a clear width of 32 inches minimum. Clear openings of doorways with swinging doors shall be measured between the face of the door and the stop, with the door open 90 degrees.

2010 ADAS Section 404.2.3

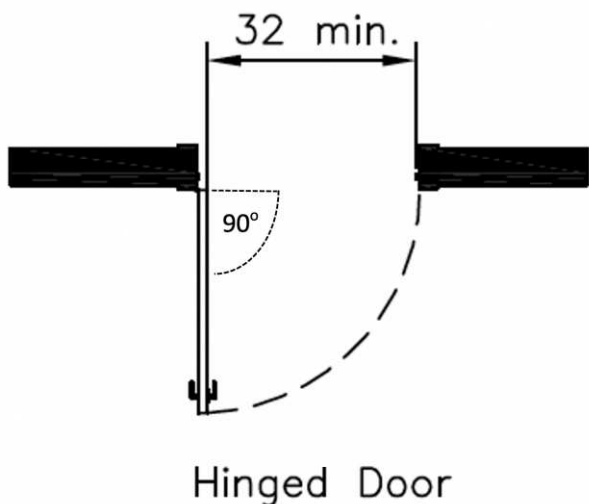
Door openings shall provide a clear width of 32 inches (815 mm) minimum. Clear openings of doorways with swinging doors shall be measured between the face of the door and the stop, with the door open 90 degrees. Openings more than 24 inches (610 mm) deep shall provide a clear opening of 36 inches (915 mm) minimum. There shall be no projections into the required clear opening width lower than 34 inches (865 mm) above the finish floor or ground. Projections into the clear opening width between 34 inches (865 mm) and 80 inches (2030 mm) above the finish floor or ground shall not exceed 4 inches (100 mm).

Citation:

2010 ADAS Section: 404.2.3

As Built:

Two bedroom door widths are 29 inches.



Caretaker House: Second Floor

Lat/Long: [42.30066, -83.73116]

Finding: 67

The stairway only has a handrail on one side.

Stairways must have handrails on both sides.

Handrails and their extensions must be between 34 inches and 38 inches above the stair nosing or ground.

The top handrails shall extend a minimum of 12 inches beyond the top nosing and shall be parallel with the floor or ground surface. At the bottom of a stair flight, handrails shall extend at the slope of the stair flight for a horizontal distance at least equal to one tread depth beyond the last riser nosing. Extension shall return to a wall, guard, or the landing surface, or shall be continuous to the handrail of an adjacent stair flight.

The orientation of at least one handrail, including the extension, shall be in the direction of the run of the stair and perpendicular to the direction of the stair nosing. Handrail gripping surfaces with a circular cross section shall have an outside diameter of 1-1/4 inches minimum and 2 inches maximum. Handrail gripping surfaces with a non-circular cross section shall have a perimeter dimension of 4 inches minimum and 6 1/4 inches maximum, and a cross-section dimension of 2-1/4 inches maximum. The hand grip portion of handrails shall have a smooth surface with no sharp corners. Gripping surfaces (top or sides) shall be uninterrupted by newel posts, other construction elements or obstructions. Any wall or other surface adjacent to the handrail shall be free of sharp or abrasive elements. Handrails projecting from a wall shall have a space of 1-1/2 inches minimum between the wall and the handrail.

2010 ADAS Section 505.2

Handrails shall be provided on both sides of stairs and ramps.

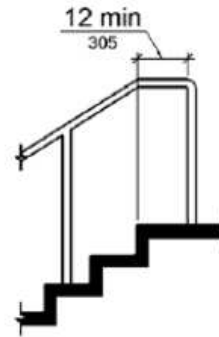
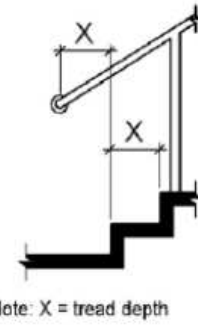
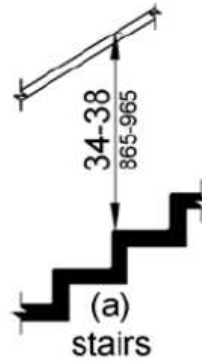

Citation:

2010 ADAS Section: 505.2

As Built:

Handrail missing on one side. Stairs not compliant.

Finding #67 Continued



Caretaker House: First Floor

Lat/Long: [42.30095, -83.7304]

Finding: 68 - Restroom

The restroom is not nearly compliant.

The restroom does not have the required minimum clear floor space or maneuvering clearances for the toilet. The restroom does not have the required minimum clear floor space or maneuvering clearances for the lavatory. The entry door does not contain the required minimum maneuvering spaces on the pull/push sides. The entry door encroach into the required clear floor space for fixtures. Grab bars are missing and/or incorrectly installed. Accessories, such as toilet seat covers, paper towel holders, garbage cans, hand dryers, and mirrors are either too high or without clear floor space or both. The restroom contain floor level changes greater than a 1/2 inch of the floor drains and is slope (XX) - (XX), the shower is too small and missing numerous accessible elements.

2010 ADAS Section 213.2

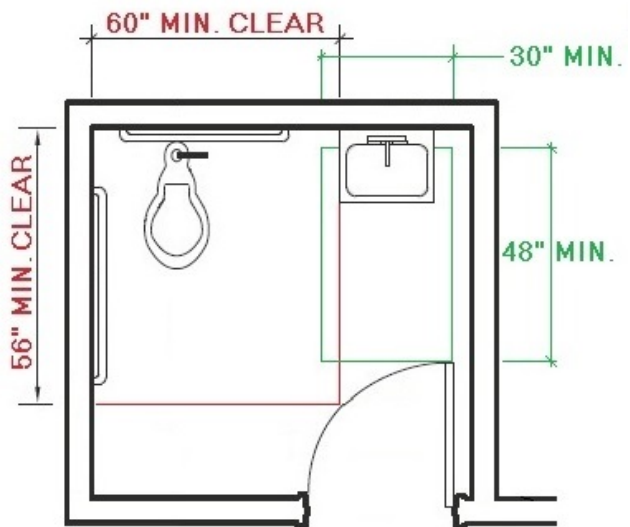
Where toilet rooms are provided, each toilet room shall comply with 603. Where bathing rooms are provided, each bathing room shall comply with 603.

Citation:

2010 ADAS Section: 213.2

As Built:

Restroom is not compliant



Critter House: Entrance

Lat/Long: [42.30136, -83.73022]

Finding: 69

The threshold is greater than 1/2 inch high.

The threshold at a doorway shall be no higher than 1/2 inch. Changes in level between 1/4 inch and 1/2 inch must be beveled at 1:2 or less. 1/4 inch is the maximum vertical rise.

2010 ADAS Section 404.2.5

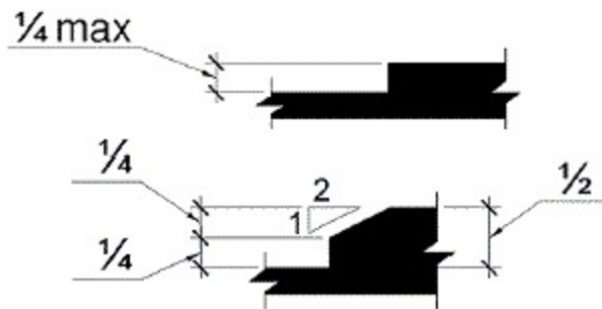

Thresholds, if provided at doorways, shall be 1/2 inch (13 mm) high maximum. Raised thresholds and changes in level at doorways shall comply with 302 and 303.

Citation:

2010 ADAS Section: 404.2.5

As Built:

Threshold is 1-1/2 inches high on the inside



Critter House: Lobby

Lat/Long: [42.30103, -83.73062]

Finding: 70

The door must have a smooth surface within 10 inches of the floor on the push side.

Swinging door surfaces within 10 inches of the finish floor or ground measured vertically must have a smooth surface on the push side extending the full width of the door. Parts creating horizontal or vertical joints in these surfaces shall be within 1/16 inch of the same plane as the other. All gates, including ticket gates, shall meet all applicable specifications for doors.

2010 ADAS Section 404.2.10

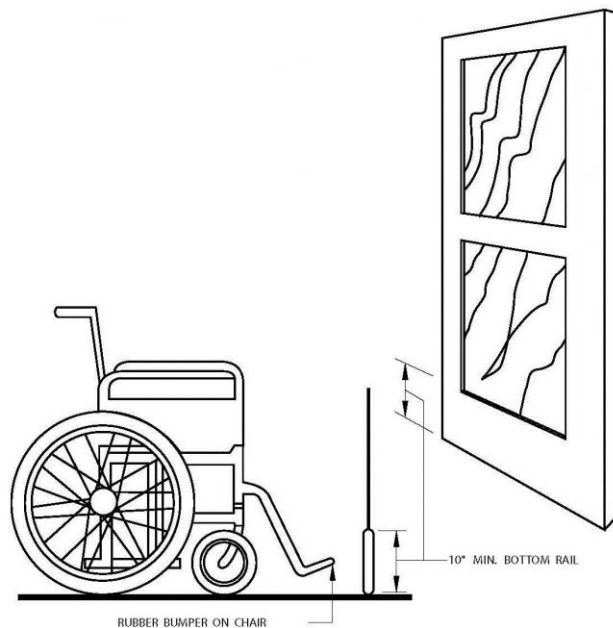
Swinging door and gate surfaces within 10 inches (255 mm) of the finish floor or ground measured vertically shall have a smooth surface on the push side extending the full width of the door or gate. Parts creating horizontal or vertical joints in these surfaces shall be within 1/16 inch (1.6 mm) of the same plane as the other. Cavities created by added kick plates shall be capped.

Citation:

2010 ADAS Section: 404.2.10

As Built:

Door to chemical storage has a louver at 8 inches from the floor



Critter House: Unisex Restroom

Lat/Long: [42.30088, -83.73015]

Finding: 71

The maneuvering clearance on the pull side of the door extends less than 18 inches beyond the latch side of the door.

Maneuvering space for interior doors on the pull side with a front approach must be flat (2% max. slope in any direction) for a minimum distance of 60 inches in the direction of travel. The width of the maneuvering space must be as wide as the door plus an additional 18 inches on the latch side. This latch side clearance must also be flat (2% max. slope in any direction) and clear of obstructions.

2010 ADAS Section 404.2.4.1

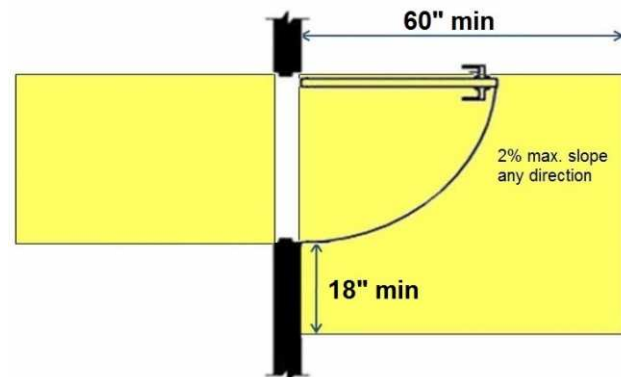
Swinging doors and gates shall have maneuvering clearances complying with Table 404.2.4.1.

Citation:

2010 ADAS Section: 404.2.4.1

As Built:

Clearance of 9 inches; obstructed by drinking fountain.



Critter House: Unisex Restroom

Lat/Long: [42.30091, -83.73007]

Finding: 72

The baby changing table projects more than 4 inches into the circulation path.

Wall-mounted objects that have leading edges between 27 inches and 80 inches from the floor must not project more than 4 inches into the circulation path. Protruding objects that extend to the floor or within 27 inches of the floor are cane detectable and are therefore not hazardous. Where it is necessary or desirable to have objects protrude from the wall, a manner of cane detection must be provided.

2010 ADAS Section 307.2

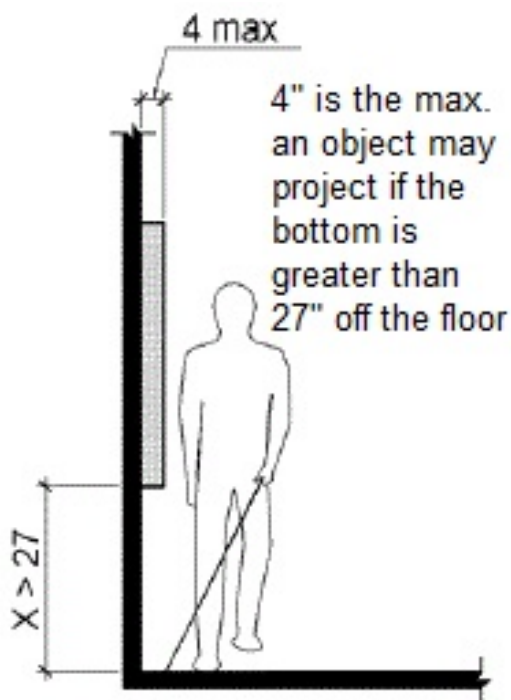
Objects with leading edges more than 27 inches (685 mm) and not more than 80 inches (2030 mm) above the finish floor or ground shall protrude 4 inches (100 mm) maximum horizontally into the circulation path.

Citation:

2010 ADAS Section: 307.2

As Built:

Baby changing table is a protruding object.



Critter House: Unisex Restroom

Lat/Long: [42.30085, -83.72996]

Finding: 73

The coat hook is positioned too high for either a side or front approach.

Where a clear floor or ground space allows a parallel approach to an element and the side reach is unobstructed, the high side reach shall be 48 inches maximum and the low side reach shall be 15 inches minimum above the finish floor or ground.

Where a forward reach is unobstructed, the high forward reach shall be 48 inches maximum and the low forward reach shall be 15 inches minimum above the finish floor or ground.

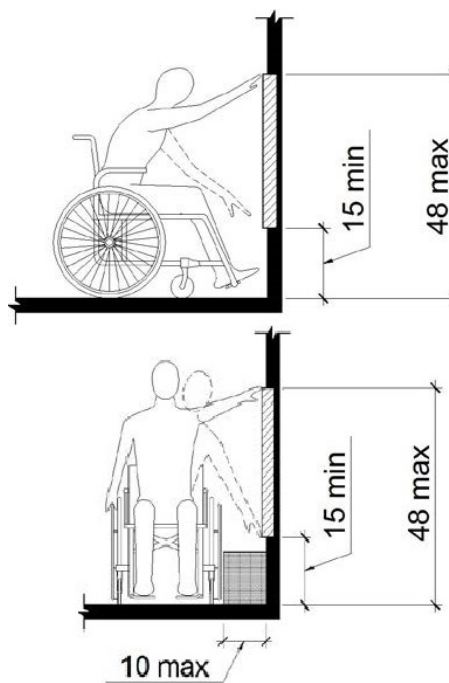
2010 ADAS Section 308.1
Reach ranges shall comply with 308.

Citation:

2010 ADAS Section: 308.1

As Built:

Hook at 52 inches.



Critter House: Open Space

Lat/Long: [42.30091, -83.73002]

Finding: 74

There is no drinking fountain for standing persons.

No fewer than two drinking fountains shall be provided. One drinking fountain shall meet requirements for wheelchair accessibility and one drinking fountain shall meet requirements for standing persons.

Where a single drinking fountain complies with both wheelchair accessibility and requirements for standing persons, it shall be permitted to be substituted for two separate drinking fountains.

Spout outlets of drinking fountains for standing persons shall be 38 inches minimum and 43 inches maximum above the finish floor or ground.

2010 ADAS Section 602.7

Spout outlets of drinking fountains for standing persons shall be 38 inches (965 mm) minimum and 43 inches (1090 mm) maximum above the finish floor or ground.

2010 ADAS Section 211.2

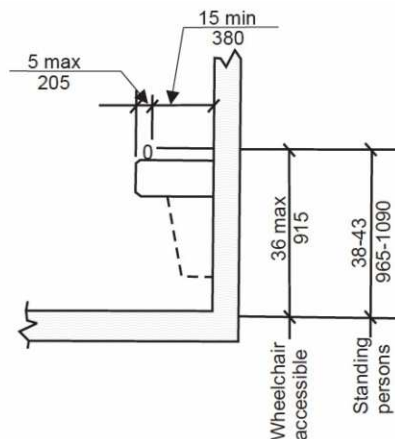
No fewer than two drinking fountains shall be provided. One drinking fountain shall comply with 602.1 through 602.6 and one drinking fountain shall comply with 602.7.

Citation:

2010 ADAS Section: 602.7, 211.2

As Built:

Only one drinking fountain.



Site Accessibility Evaluation



**Leslie Woods Nature Area
2000 Upland Dr
Ann Arbor, MI 48104
ADA Only**

Inspection Date: 07/11/2022

Inspectors: Aileen Dryden, Arturo Pinero, Jesus Lardizabal, Juvelyn Owen, Olaf Brunjes

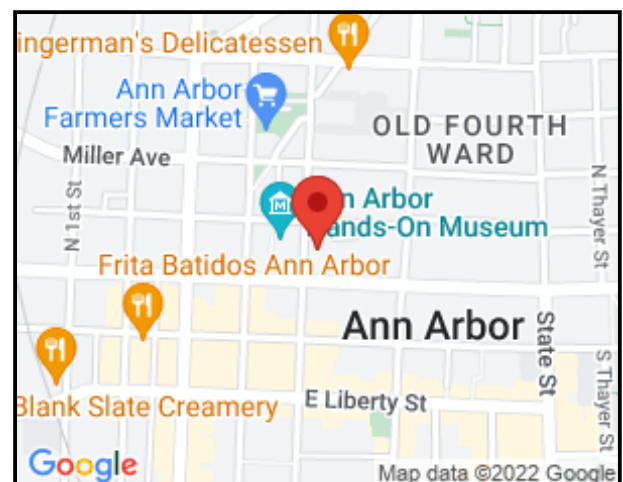
Prepared By



(512) 410 - 7059

alturalp.com

Report Date: 11/15/2022



DNR Accessibility Grading System for Parks and Recreation Facilities

Accessibility Grade

Definition

1

None of the facilities meet accessibility guidelines

2

Some facilities meet accessibility guidelines

3

Most facilities meet accessibility guidelines

4

The entire park meets accessibility guidelines

5

The entire park was developed using the principles of universal design

Site Accessibility Evaluation



Liberty Plaza

310 S. Division Street

Old Fourth Ward, MI 48104

ADA Only

Inspection Date: 05/23/2022

Inspectors: Aileen Dryden, Arturo Pinero

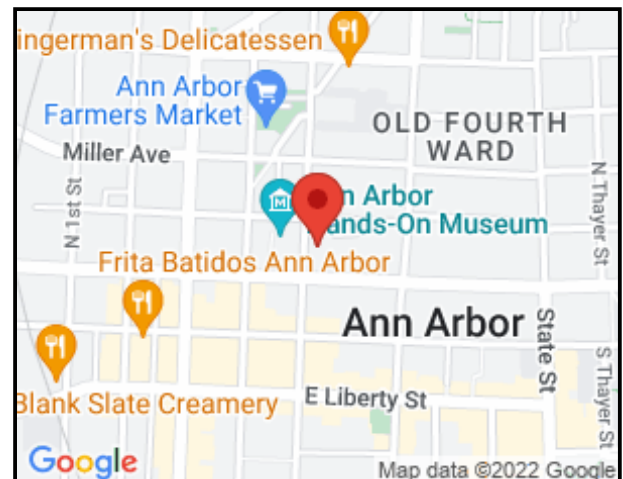
Prepared By



(512) 410 - 7059

alturalp.com

Report Date: 11/09/2022



DNR Accessibility Grading System for Parks and Recreation Facilities

Accessibility Grade

Definition

1

None of the facilities meet accessibility guidelines

2

Some facilities meet accessibility guidelines

3

Most facilities meet accessibility guidelines

4

The entire park meets accessibility guidelines

5

The entire park was developed using the principles of universal design

Trail System: Trail

Lat/Long: [42.27915, -83.74454]

Finding: 1

The landing at the top of the ramp has a slope greater than 2%.

Top landings shall have a dimension in the direction of ramp run of not less than 60 inches and have a slope of 2% maximum in any direction.

2010 ADAS Section 405.7.1

Landings shall comply with 302. Changes in level are not permitted.

2010 ADAS Section 405.7.1 Exception

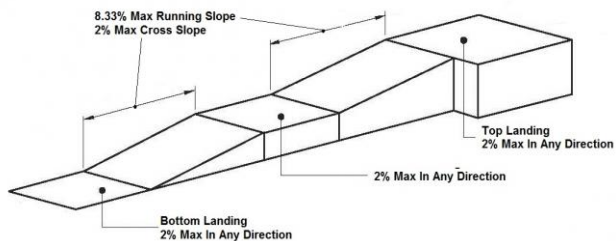

Slopes not steeper than 1:48 shall be permitted.

Citation:

2010 ADAS Section: 405.7.1, 405.7.1 Exception

As Built:

Top landing at ramp has slopes greater than 2%.



Finding #1 Additional Finding Photos



Trail System: Trail

Lat/Long: [42.27933, -83.74429]

Finding: 2

The ramp on the accessible route has cross slopes greater than 2%.

Surface cross slopes shall not exceed one unit vertical in 48 units horizontal (2-percent slope).

2010 ADAS Section 405.3

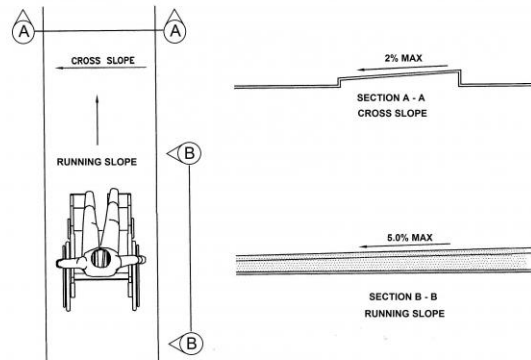

Cross slope of ramp runs shall not be steeper than 1:48.

Citation:

2010 ADAS Section: 405.3

As Built:

Cross slope at ramp is greater than 2%



Finding #2 Additional Finding Photos



Trail System: Trail

Lat/Long: [42.27951, -83.74382]

Finding: 3

The ramp does not have compliant handrails.

Handrails are required on both sides of all surfaces that are sloped greater than 5 percent (1:20). Handrails must be between 34 inches and 38 inches above the ramp surface, and must extend horizontally 12 inches beyond the top and bottom of the ramp. The diameter of the handrails must be 1 1/4 inches minimum and 2 inches maximum in cross-sectional nominal dimension for circular handrails. Handrail gripping surfaces with a non-circular cross section shall have a perimeter dimension of 4 inches minimum and 6 1/4 inches maximum, and a cross-section dimension of 2 1/4 inches maximum. The space between handrails and walls must be 1-1/2 inches minimum.

2010 ADAS Section 505.1

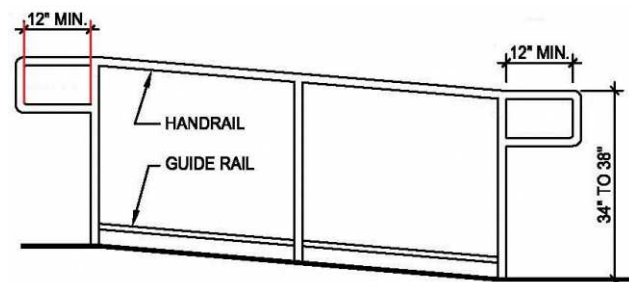

Handrails provided along walking surfaces complying with 403, required at ramps complying with 405, and required at stairs complying with 504 shall comply with 505.

Citation:

2010 ADAS Section: 505.1

As Built:

Handrails too low and have no extensions



Finding #3 Additional Finding Photos



Trail System: Trail

Lat/Long: [42.27915, -83.74454]

Finding: 4

There is a change in level greater than 1/4 inch.

1/4 inch is the maximum vertical rise. Changes in level between 1/4 inch and 1/2 inch must be beveled at 1:2 or less. Changes in level greater than 1/2 inch must be by way of a ramp.

2010 ADAS Section 303.3

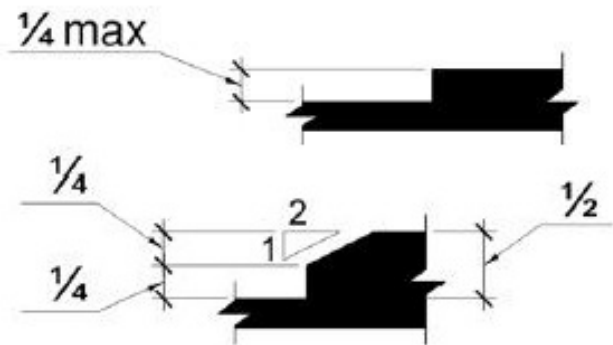
Changes in level between 1/4 inch (6.4 mm) high minimum and 1/2 inch (13 mm) high maximum shall be beveled with a slope not steeper than 1:2.

Citation:

2010 ADAS Section: 303.3

As Built:

Bottom of ramp has a vertical change in level greater than 1/2-inch.



Finding #4 Additional Finding Photos



Trail System: Trail

Lat/Long: [42.27935, -83.74436]

Finding: 5

The handrails are not at the correct height.

The tops of handrails and their extensions must be between 34 inches and 38 inches above the stair nosing or ground.

2010 ADAS Section 505.4

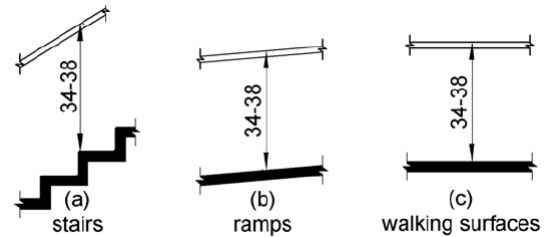
Top of gripping surfaces of handrails shall be 34 inches (865 mm) minimum and 38 inches (965 mm) maximum vertically above walking surfaces, stair nosings, and ramp surfaces. Handrails shall be at a consistent height above walking surfaces, stair nosings, and ramp surfaces.

Citation:

2010 ADAS Section: 505.4

As Built:

Stair handrails are not 34-38 inches high



Finding #5 Additional Finding Photos



Green Space: Drinking Fountain

Lat/Long: [42.27938, -83.74442]

Finding: 6 - Wheelchair fountain

There is not enough knee clearance under the drinking fountain.

The drinking fountain must have a clear knee space between the bottom of the drinking fountain and the floor not less than 27 inches in height, 30 inches in width, and 8 inches in depth.

2010 ADAS Section 602.2

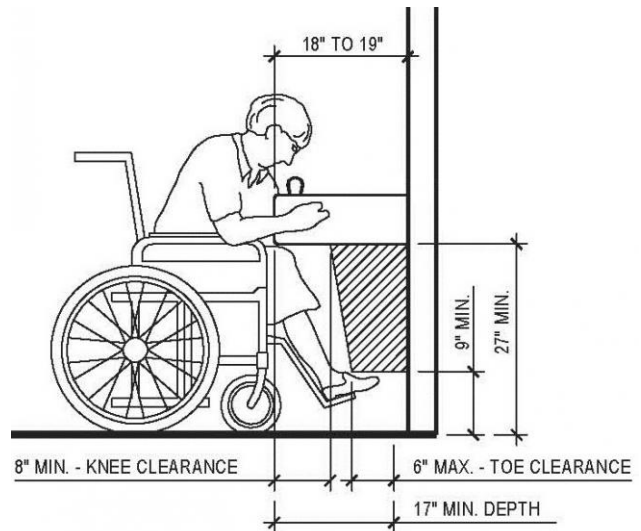
Units shall have a clear floor or ground space complying with 305 positioned for a forward approach and centered on the unit. Knee and toe clearance complying with 306 shall be provided.

Citation:

2010 ADAS Section: 602.2

As Built:

Accessible drinking fountain has 26 inches vertical knee clearance



Green Space: Picnic Area

Lat/Long: [42.27943, -83.74418]

Finding: 7 - Wheelchair space

There are no accessible dining surfaces.

Dining surfaces shall be dispersed throughout the space or facility in each functional area containing dining surfaces. Where dining surfaces are provided for the consumption of food or drink, at least 5 percent of the seating spaces and standing spaces at the dining surfaces shall provide a clear floor space positioned for a forward approach and knee and toe clearance. The tops of dining surfaces shall be 28 inches minimum and 34 inches maximum above the finish floor or ground.

2010 ADAS Section 226.1

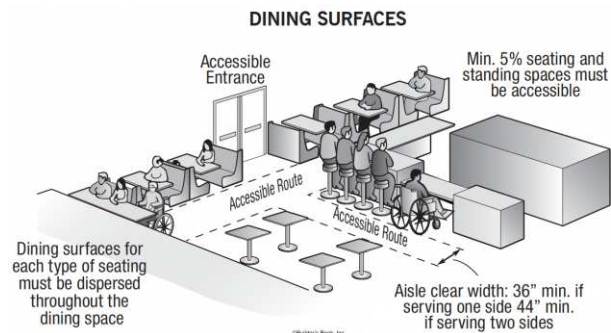
Where dining surfaces are provided for the consumption of food or drink, at least 5 percent of the seating spaces and standing spaces at the dining surfaces shall comply with 902. In addition, where work surfaces are provided for use by other than employees, at least 5 percent shall comply with 902.

Citation:

2010 ADAS Section: 226.1

As Built:

Fixed table does not have an accessible wheelchair space



Assembly Area: Ramp

Lat/Long: [42.27919, -83.74462]

Finding: 8 - Plaza Ramp

The handrail extension is not a minimum 12 inches.

Handrails must be between 34 inches and 38 inches above the ramp surface and must extend beyond the top and bottom of the ramp run 12 inches horizontally. The 12 inches horizontal extensions must not include the radius at the top end of round handrails. Extensions shall return to a wall, guard, or the landing surface, or shall be continuous to the handrail of an adjacent ramp run.

2010 ADAS Section 505.10.1

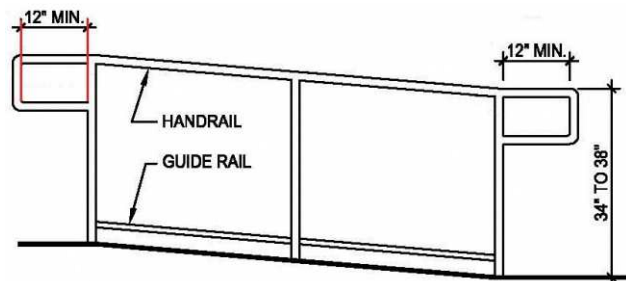
Ramp handrails shall extend horizontally above the landing for 12 inches (305 mm) minimum beyond the top and bottom of ramp runs. Extensions shall return to a wall, guard, or the landing surface, or shall be continuous to the handrail of an adjacent ramp run.

Citation:

2010 ADAS Section: 505.10.1

As Built:

Ramp does not have a top handrail extension



Assembly Area: Ramp

Lat/Long: [42.27925, -83.74422]

Finding: 9 - Plaza Ramp 2

The handrails do not meet minimum height requirements.

Handrails are measured to the top of the gripping surface and must be between 34 inches and 38 inches above the ramp surface. Handrails must extend horizontally 12 inches beyond the top and bottom of the ramp.

2010 ADAS Section 505.4

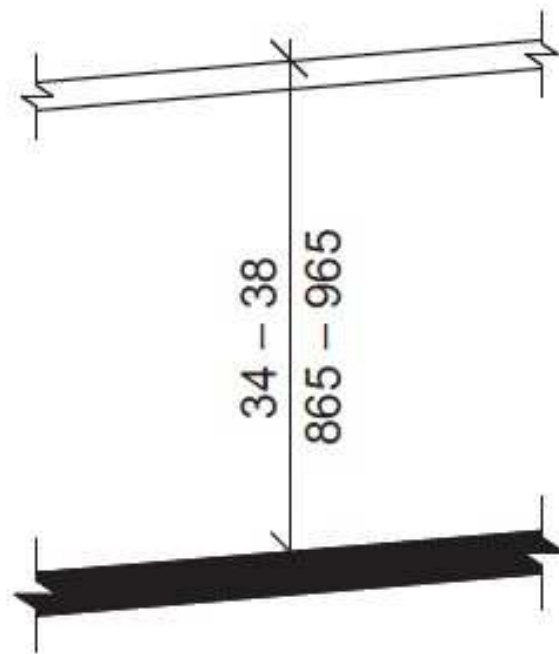

Top of gripping surfaces of handrails shall be 34 inches (865 mm) minimum and 38 inches (965 mm) maximum vertically above walking surfaces, stair nosings, and ramp surfaces. Handrails shall be at a consistent height above walking surfaces, stair nosings, and ramp surfaces.

Citation:

2010 ADAS Section: 505.4

As Built:

Ramp does not have a top handrail extension



Assembly Area: Ramp

Lat/Long: [42.27927, -83.74413]

Finding: 10 - Stairs

The handrail does not extend past the ramp.

Handrails must be between 34 inches and 38 inches above the ramp surface and must extend beyond the top and bottom of the ramp run 12 inches horizontally. The 12 inches horizontal extensions must not include the radius at the top end of round handrails. Extensions shall return to a wall, guard, or the landing surface, or shall be continuous to the handrail of an adjacent ramp run.

2010 ADAS Section 505.10.1

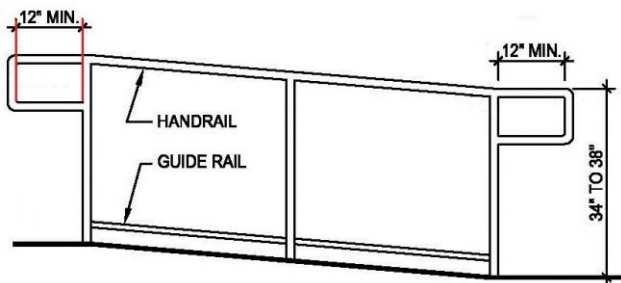
Ramp handrails shall extend horizontally above the landing for 12 inches (305 mm) minimum beyond the top and bottom of ramp runs. Extensions shall return to a wall, guard, or the landing surface, or shall be continuous to the handrail of an adjacent ramp run.

Citation:

2010 ADAS Section: 505.10.1

As Built:

Stair handrails are not compliant



Assembly Area: Plaza

Lat/Long: [42.27943, -83.74415]

Finding: 11 - Plaza Surface

The walkway contains abrupt vertical edges and/or variations over a 1/2 inch.

1/4 inch is the maximum vertical rise. Changes in level between 1/4 inch and 1/2 inch must be beveled at 1:2 or less.

Changes in level greater than 1/2 inch must be by way of a ramp.

2010 ADAS Section 303.3

Changes in level between 1/4 inch (6.4 mm) high minimum and 1/2 inch (13 mm) high maximum shall be beveled with a slope not steeper than 1:2.

2010 ADAS Section 303.2

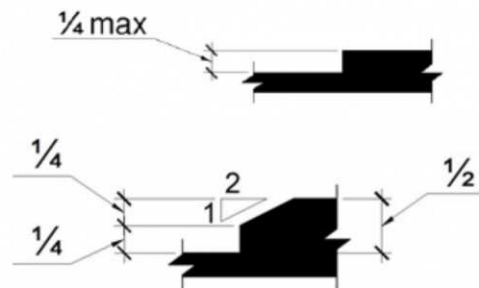
Changes in level of 1/4 inch (6.4 mm) high maximum shall be permitted to be vertical.

Citation:

2010 ADAS Section: 303.3, 303.2

As Built:

Accessible route has vertical changes in level greater than 1/4-inch, or 1/2-inch unbeveled



Site Accessibility Evaluation



**Longshore Park
405 Longshore Dr
Northside, MI 48105
ADA Only**

Inspection Date: 05/23/2022

Inspectors: Aileen Dryden, Arturo Pinero

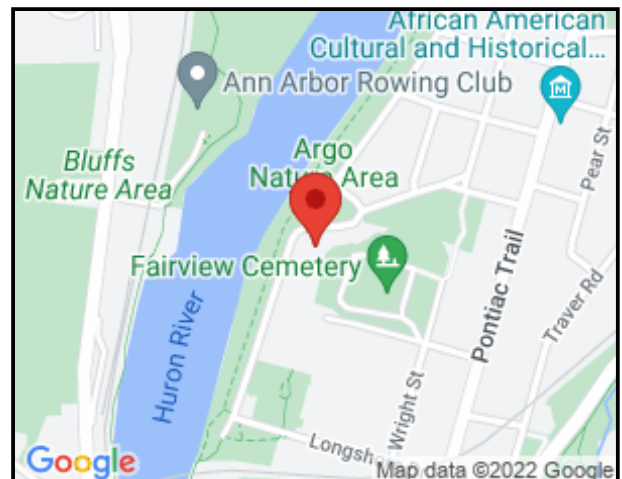
Prepared By



(512) 410 - 7059

alturalp.com

Report Date: 11/09/2022



DNR Accessibility Grading System for Parks and Recreation Facilities

Accessibility Grade

Definition

1

None of the facilities meet accessibility guidelines

2

Some facilities meet accessibility guidelines

3

Most facilities meet accessibility guidelines

4

The entire park meets accessibility guidelines

5

The entire park was developed using the principles of universal design

Trail System: Trail

Lat/Long: [42.2919, -83.74259]

Finding: 1

The accessible path of travel has cross slopes greater than 2%.

Surface cross slopes shall not exceed one unit vertical in 48 units horizontal (2-percent slope). When the slope in the direction of travel of any walk exceeds 1 unit vertical in 20 units horizontal (5-percent slope), it must be constructed as a ramp.

2010 ADAS Section 403.3

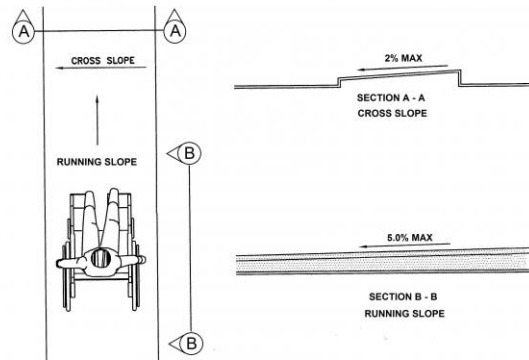
The running slope of walking surfaces shall not be steeper than 1:20. The cross slope of walking surfaces shall not be steeper than 1:48.

Citation:

2010 ADAS Section: 403.3

As Built:

Route has a cross slope greater than 2%



Finding #1 Additional Finding Photos



Green Space: Picnic Area

Lat/Long: [42.29282, -83.74276]

Finding: 2 - Route to picnic table

The route contains openings greater than 1/2 inch.

Openings in floor or ground surfaces shall not allow passage of a sphere more than 1/2 inch diameter. Elongated openings shall be placed so that the long dimension is perpendicular to the dominant direction of travel.

2010 ADAS Section 302.3

Openings in floor or ground surfaces shall not allow passage of a sphere more than 1/2 inch (13 mm) diameter except as allowed in 407.4.3, 409.4.3, 410.4, 810.5.3 and 810.10. Elongated openings shall be placed so that the long dimension is perpendicular to the dominant direction of travel.

Citation:

2010 ADAS Section: 302.3

As Built:

Route to picnic table has a vertical change in level greater than 1/2-inch unbeveled



Play Area: Playground

Lat/Long: [42.29269, -83.74288]

Finding: 3 - Play Surfacing

Compliance with ASTM F1951 for accessibility for ground surfaces on accessible routes, clear floor or ground spaces, and turning spaces has not been determined.

Ground surfaces shall comply with ASTM F 1951. Ground surfaces shall be inspected and maintained regularly and frequently to ensure continued compliance with ASTM F 1951.

2010 ADAS Section 1008.2.6.1

Ground surfaces shall comply with ASTM F 1951 (incorporated by reference, see "Referenced Standards" in Chapter 1). Ground surfaces shall be inspected and maintained regularly and frequently to ensure continued compliance with ASTM F 1951.

Citation:

2010 ADAS Section: 1008.2.6.1

As Built:

Play area ground surface is not compliant with vegetation growing



Play Area: Playground

Lat/Long: [42.29276, -83.74278]

Finding: 4

A transfer platform has not been provided.

Transfer platforms shall be provided where transfer is intended from wheelchairs or other mobility aids.

2010 ADAS Section 1008.3.1

Transfer platforms shall be provided where transfer is intended from wheelchairs or other mobility aids. Transfer platforms shall comply with 1008.3.1.

Citation:

2010 ADAS Section: 1008.3.1

As Built:

Playground equipment does not have an accessible entrance



Site Accessibility Evaluation



Mack Pool
715 Brooks St
Upper Water Hill, MI 48103
ADA Only
Inspection Date: 07/11/2022

Inspectors: Aileen Dryden, Arturo Pinero, Jesus Lardizabal, Juvelyn Owen, Olaf Brunjes

Prepared By



(512) 410 - 7059

alturalp.com

Report Date: 11/09/2022



DNR Accessibility Grading System for Parks and Recreation Facilities

Accessibility Grade

Definition

1

None of the facilities meet accessibility guidelines

2

Some facilities meet accessibility guidelines

3

Most facilities meet accessibility guidelines

4

The entire park meets accessibility guidelines

5

The entire park was developed using the principles of universal design

Parking: Parking Lot

Lat/Long: [42.28752, -83.75806]

Finding: 1

The striping and markings for the accessible parking stall, loading/unloading access aisle are dilapidated and in need of repair and/or maintenance.

*2010 ADAS Section 502.3.3
Access aisles shall be marked so as to discourage parking in them.*

Citation:

2010 ADAS Section: 502.3.3

As Built:

Markings are faded.



Parking: Parking Lot

Lat/Long: [42.28794, -83.75853]

Finding: 2

The box projects more than 4 inches into the circulation path.

Wall-mounted objects that have leading edges between 27 inches and 80 inches from the floor must not project more than 4 inches into the circulation path. Protruding objects that extend to the floor or within 27 inches of the floor are cane detectable and are therefore not hazardous. Where it is necessary or desirable to have objects protrude from the wall, a manner of cane detection must be provided.

2010 ADAS Section 307.2

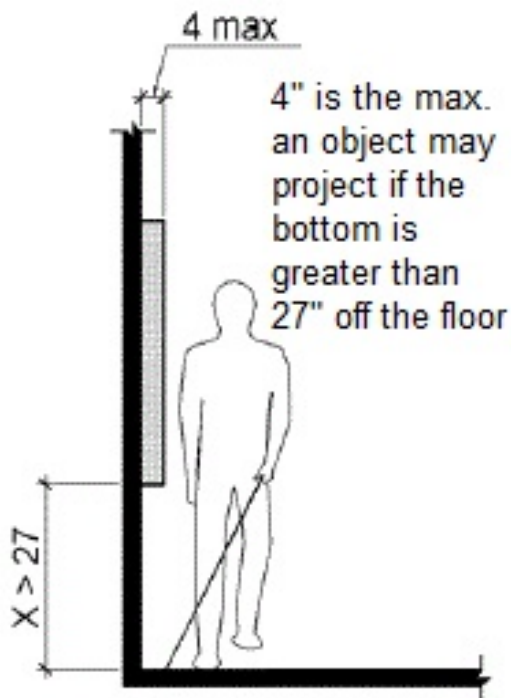
Objects with leading edges more than 27 inches (685 mm) and not more than 80 inches (2030 mm) above the finish floor or ground shall protrude 4 inches (100 mm) maximum horizontally into the circulation path.

Citation:

2010 ADAS Section: 307.2

As Built:

Payment box protrudes more than 4 inches



Parking: Parking Lot

Lat/Long: [42.2876, -83.75813]

Finding: 3

The required parking signage is missing.

Parking space identification signs shall include the International Symbol of Accessibility (ISA). Signs identifying van parking spaces shall contain the designation "van accessible." All signs shall be 60 inches minimum above the finish floor or ground surface measured to the bottom of the sign.

2010 ADAS Section 502.6

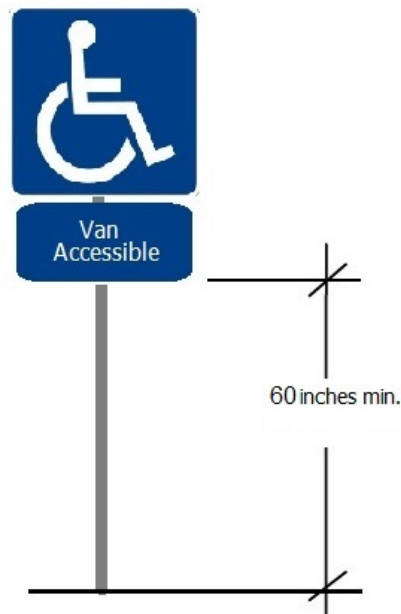
Parking space identification signs shall include the International Symbol of Accessibility complying with 703.7.2.1. Signs identifying van parking spaces shall contain the designation "van accessible." Signs shall be 60 inches (1525 mm) minimum above the finish floor or ground surface measured to the bottom of the sign.

Citation:

2010 ADAS Section: 502.6

As Built:

Accessible parking spaces do not have a parking sign



Swimming Pool: Deck Area

Lat/Long: [42.28728, -83.75891]

Finding: 4

The shelves project more than 4 inches into the circulation path.

Wall-mounted objects that have leading edges between 27 inches and 80 inches from the floor must not project more than 4 inches into the circulation path. Protruding objects that extend to the floor or within 27 inches of the floor are cane detectable and are therefore not hazardous. Where it is necessary or desirable to have objects protrude from the wall, a manner of cane detection must be provided.

2010 ADAS Section 307.2

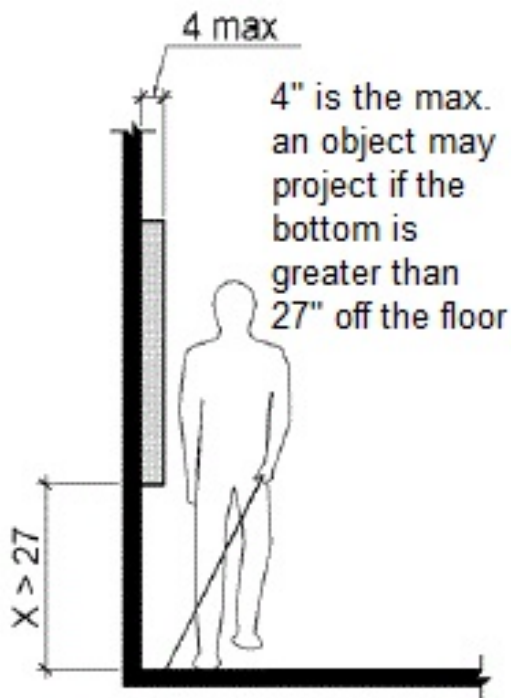
Objects with leading edges more than 27 inches (685 mm) and not more than 80 inches (2030 mm) above the finish floor or ground shall protrude 4 inches (100 mm) maximum horizontally into the circulation path.

Citation:

2010 ADAS Section: 307.2

As Built:

Wall-mounted shelves protrude more than 4 inches



Swimming Pool: Women's Locker Room

Lat/Long: [42.28716, -83.759]

Finding: 5 - women's locker room lobby entry door

The door is equipped with both a closer and a latch and there is no latch side clearance.

Maneuvering clearance for doors on the push side equipped with both a closer and latch must be 48 inches minimum in depth. The width of the maneuvering clearance must be as wide as the door plus an additional 12 inches on the latch side. Doors recessed on the latch side greater than 8 inches must provide the additional 12 inches of clearance within the recess. The maneuvering clearance must be flat (2% max. slope in any direction) and clear of obstructions.

2010 ADAS Section 404.2.4.1

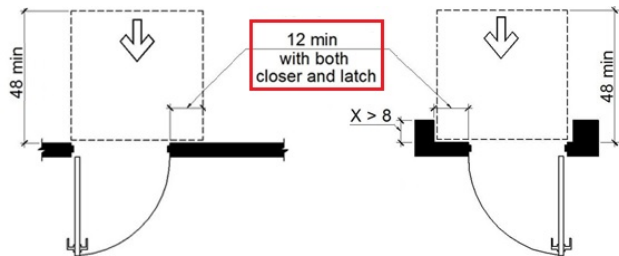
Swinging doors and gates shall have maneuvering clearances complying with Table 404.2.4.1.

Citation:

2010 ADAS Section: 404.2.4.1

As Built:

Door to women's locker room does not have 12 inches on push side



Swimming Pool: Women's Locker Room

Lat/Long: [42.28716, -83.759]

Finding: 6 - bench changing area 1

There is no compliant bench within the room.

An accessible bench shall be provided within the room. The bench shall be 42 inches long minimum and 20 inches deep minimum to 24 inches deep maximum. The bench shall provide for back support or shall be affixed to a wall along its long dimension. Back support shall be 42 inches long minimum and shall extend from a point 2 inches maximum above the seat surface to a point 18 inches minimum above the seat surface. Back support shall be 2-1/2 inches maximum from the rear edge of the seat measured horizontally. The bench must be mounted 17 to 19 inches above the finish floor. A clear floor space measuring 30 inches by 48 inches (or 36 inches by 48 inches if located in an alcove) shall be provided alongside the narrow side of the bench to allow a person using a wheelchair to make a side transfer onto the bench.

2010 ADAS Section 803.4

A bench complying with 903 shall be provided within the room.

Citation:

2010 ADAS Section: 803.4

As Built:

Locker room does not have a compliant bench



Swimming Pool: Women's Locker Room

Lat/Long: [42.28716, -83.759]

Finding: 7 - bench changing area 2

There is no compliant bench within the room.

An accessible bench shall be provided within the room. The bench shall be 42 inches long minimum and 20 inches deep minimum to 24 inches deep maximum. The bench shall provide for back support or shall be affixed to a wall along its long dimension. Back support shall be 42 inches long minimum and shall extend from a point 2 inches maximum above the seat surface to a point 18 inches minimum above the seat surface. Back support shall be 2-1/2 inches maximum from the rear edge of the seat measured horizontally. The bench must be mounted 17 to 19 inches above the finish floor. A clear floor space measuring 30 inches by 48 inches (or 36 inches by 48 inches if located in an alcove) shall be provided alongside the narrow side of the bench to allow a person using a wheelchair to make a side transfer onto the bench.

2010 ADAS Section 803.4

A bench complying with 903 shall be provided within the room.

Citation:

2010 ADAS Section: 803.4

As Built:

Locker room does not have a compliant bench



Swimming Pool: Women's Locker Room

Lat/Long: [42.28716, -83.759]

Finding: 8 - shower

There are no accessible bathing and shower facilities.

Where bathtubs or showers are provided, at least one accessible bathtub or at least one accessible shower shall be provided.

2010 ADAS Section 213.3.6

Where bathtubs or showers are provided, at least one bathtub complying with 607 or at least one shower complying with 608 shall be provided.

Citation:

2010 ADAS Section: 213.3.6

As Built:

There is no accessible shower



Swimming Pool: Women's Locker Room

Lat/Long: [42.28716, -83.759]

Finding: 9 - locker room lobby entry door

The maneuvering clearance on the pull side of the door extends less than 18 inches beyond the latch side of the door.

Maneuvering space for interior doors on the pull side with a front approach must be flat (2% max. slope in any direction) for a minimum distance of 60 inches in the direction of travel. The width of the maneuvering space must be as wide as the door plus an additional 18 inches on the latch side. This latch side clearance must also be flat (2% max. slope in any direction) and clear of obstructions.

2010 ADAS Section 404.2.4.1

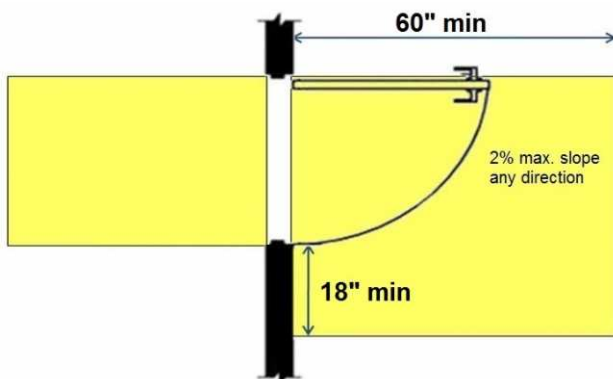
Swinging doors and gates shall have maneuvering clearances complying with Table 404.2.4.1.

Citation:

2010 ADAS Section: 404.2.4.1

As Built:

Door to locker room does not have the required clearance on the pull side



Swimming Pool: Women's Locker Room

Lat/Long: [42.2871, -83.75918]

Finding: 10

The door is recessed greater than 8 inches deep with non-compliant latch side clearance.

The width of the maneuvering clearance within a recess on the latch side greater than 8 inches deep must be as wide as the door plus an additional 18 inches on the latch side and in the same plane as the door. The maneuvering clearance must be flat (2% max. slope in any direction) and clear of obstructions.

2010 ADAS Section 404.2.4.3

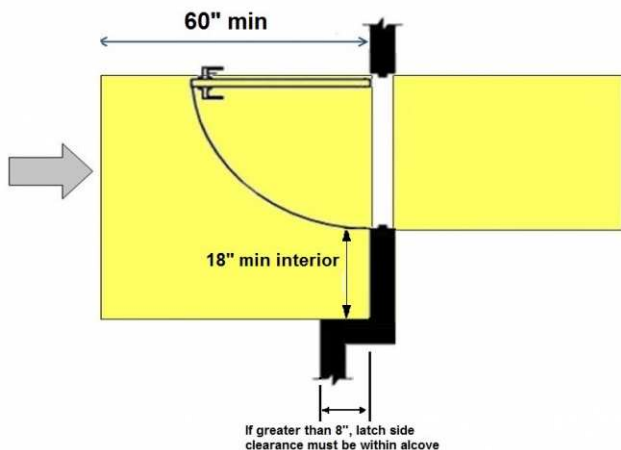
Maneuvering clearances for forward approach shall be provided when any obstruction within 18 inches (455 mm) of the latch side of a doorway projects more than 8 inches (205 mm) beyond the face of the door, measured perpendicular to the face of the door or gate.

Citation:

2010 ADAS Section: 404.2.4.3

As Built:

Recessed door does not provide the required maneuvering clearance



Swimming Pool: Women's Locker Room

Lat/Long: [42.28776, -83.75903]

Finding: 11 - bottle filling

The drinking fountain projects more than 4 inches into the circulation path.

Wall-mounted objects that have leading edges between 27 inches and 80 inches from the floor must not project more than 4 inches into the circulation path. Protruding objects that extend to the floor or within 27 inches of the floor are cane detectable and are therefore not hazardous. Where it is necessary or desirable to have objects protrude from the wall, a manner of cane detection must be provided.

2010 ADAS Section 307.2

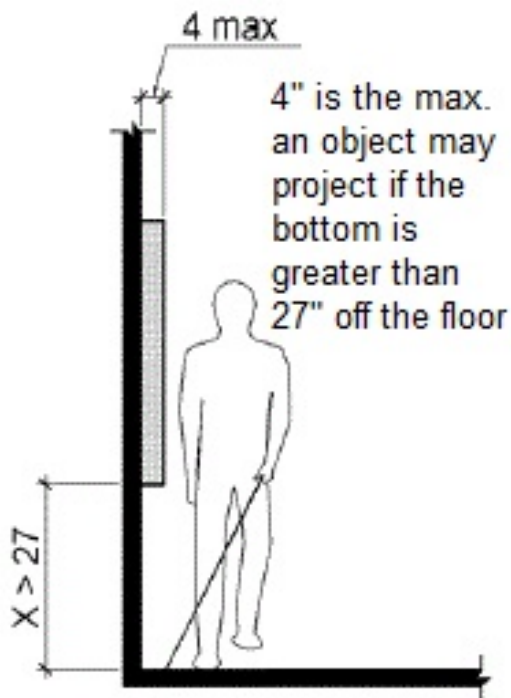
Objects with leading edges more than 27 inches (685 mm) and not more than 80 inches (2030 mm) above the finish floor or ground shall protrude 4 inches (100 mm) maximum horizontally into the circulation path.

Citation:

2010 ADAS Section: 307.2

As Built:

Drinking fountain protrudes more than 4 inches



Swimming Pool: Women's Locker Room

Lat/Long: [42.28716, -83.759]

Finding: 12 - changing rm bench

The bench seat is not within compliant height range.

The top of the bench seat must be 17 inches minimum to 19 inches maximum above the finish floor, and must comply with 903.

2010 ADAS Section 903.5

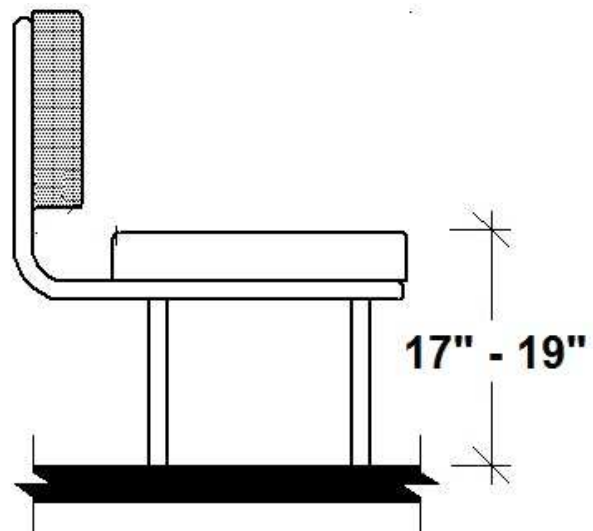
The top of the bench seat surface shall be 17 inches (430 mm) minimum and 19 inches (485 mm) maximum above the finish floor or ground.

Citation:

2010 ADAS Section: 903.5

As Built:

The changing room bench is not compliant, and is 21" high.



Swimming Pool: Women's Locker Room

Lat/Long: [42.28716, -83.759]

Finding: 13 - changing rm isa

There is no International Symbol of Accessibility (ISA) symbol designating each accessible dressing and/or fitting room.

Although not specifically required, it is considered "best practice" that accessible elements be identified to prevent confusion for those needing accessible elements and to indicate to those that do not need accessible elements that they should only be used if others are unavailable.

The International Symbol of Accessibility shall be the standard used to identify facilities that are accessible to and usable by people with disabilities.

2010 ADAS Section 703.7.2.1

The International Symbol of Accessibility shall comply with Figure 703.7.2.1.

Citation:

2010 ADAS Section: 703.7.2.1

As Built:

Accessible changing room does not have an identifying sign



Swimming Pool: Women's Locker Room

Lat/Long: [42.28711, -83.75893]

Finding: 14 - changing rm clearance

The room does not provide a compliant turning space.

Dressing rooms must contain a 60 inch circular turning space or a T-shaped turning space. Doors shall not swing into the room unless a clear floor or ground space is provided beyond the arc of the door swing.

2010 ADAS Section 803.2

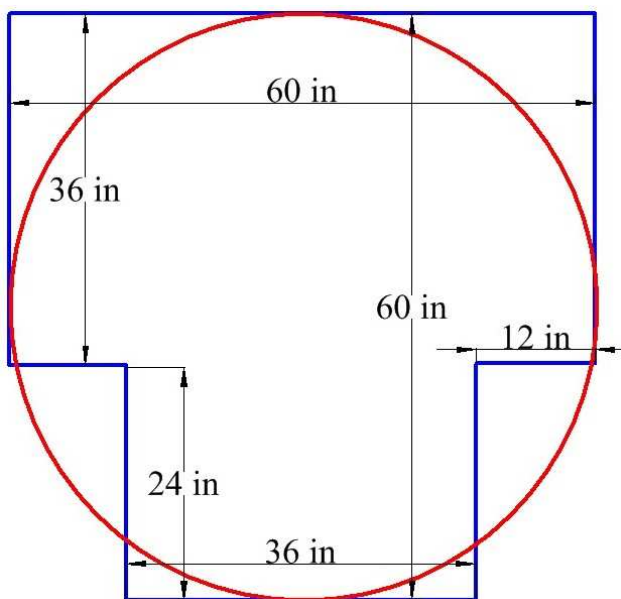
Turning space complying with 304 shall be provided within the room.

Citation:

2010 ADAS Section: 803.2

As Built:

Changing does not have a turning space



Swimming Pool: Women's Locker Room

Lat/Long: [42.28776, -83.75903]

Finding: 15 - hose storage wheel

The hose reel projects more than 4 inches into the circulation path.

Wall-mounted objects that have leading edges between 27 inches and 80 inches from the floor must not project more than 4 inches into the circulation path. Protruding objects that extend to the floor or within 27 inches of the floor are cane detectable and are therefore not hazardous. Where it is necessary or desirable to have objects protrude from the wall, a manner of cane detection must be provided.

2010 ADAS Section 307.2

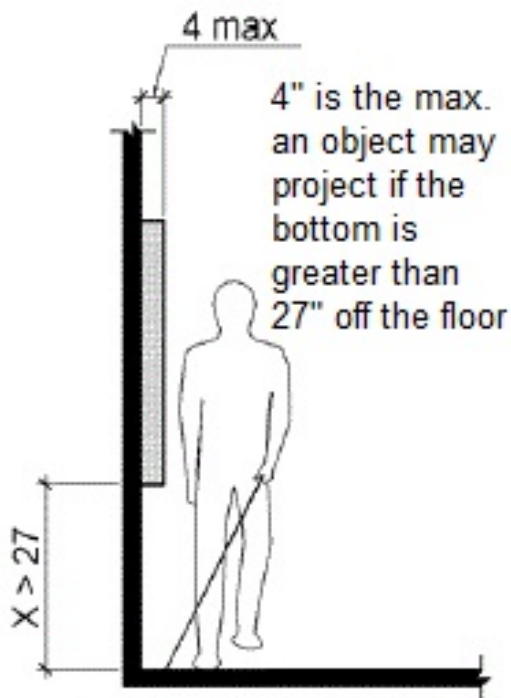
Objects with leading edges more than 27 inches (685 mm) and not more than 80 inches (2030 mm) above the finish floor or ground shall protrude 4 inches (100 mm) maximum horizontally into the circulation path.

Citation:

2010 ADAS Section: 307.2

As Built:

Hose reel protrudes more than 4 inches from wall.



Swimming Pool: Women's Locker Room

Lat/Long: [42.28723, -83.75881]

Finding: 16 - metal shelf

The shelf projects more than 4 inches into the circulation path.

Wall-mounted objects that have leading edges between 27 inches and 80 inches from the floor must not project more than 4 inches into the circulation path. Protruding objects that extend to the floor or within 27 inches of the floor are cane detectable and are therefore not hazardous. Where it is necessary or desirable to have objects protrude from the wall, a manner of cane detection must be provided.

2010 ADAS Section 307.2

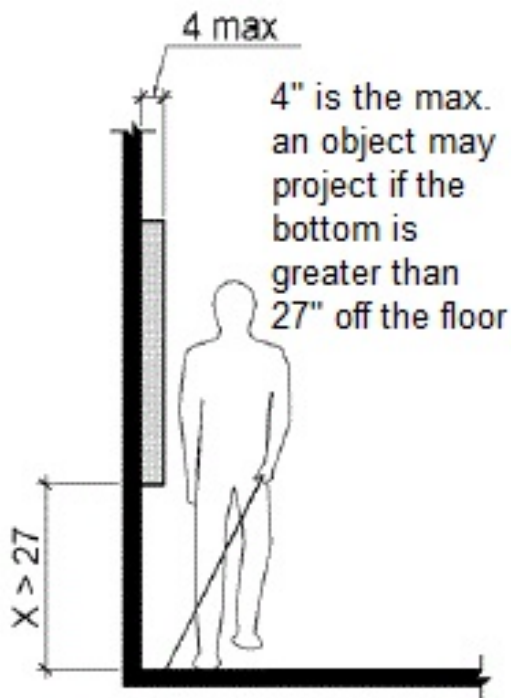

Objects with leading edges more than 27 inches (685 mm) and not more than 80 inches (2030 mm) above the finish floor or ground shall protrude 4 inches (100 mm) maximum horizontally into the circulation path.

Citation:

2010 ADAS Section: 307.2

As Built:

Shelf protrudes 14" from wall



Swimming Pool: Women's Locker Room

Lat/Long: [42.28723, -83.75881]

Finding: 17 - pool tool rack

The (XX) projects more than 4 inches into the circulation path.

Wall-mounted objects that have leading edges between 27 inches and 80 inches from the floor must not project more than 4 inches into the circulation path. Protruding objects that extend to the floor or within 27 inches of the floor are cane detectable and are therefore not hazardous. Where it is necessary or desirable to have objects protrude from the wall, a manner of cane detection must be provided.

2010 ADAS Section 307.2

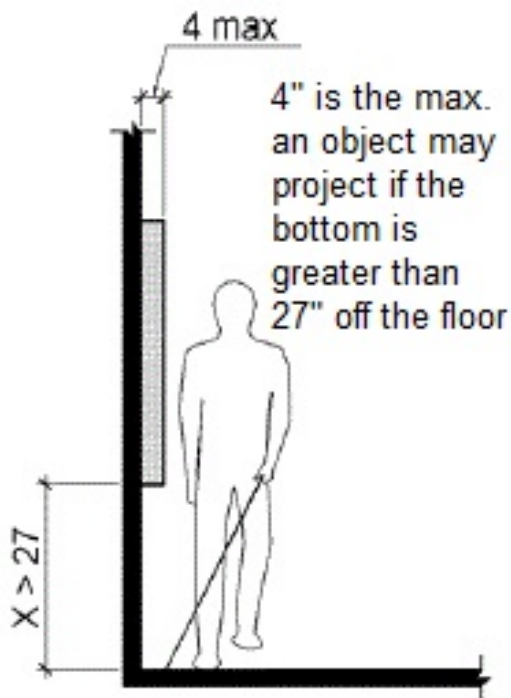
Objects with leading edges more than 27 inches (685 mm) and not more than 80 inches (2030 mm) above the finish floor or ground shall protrude 4 inches (100 mm) maximum horizontally into the circulation path.

Citation:

2010 ADAS Section: 307.2

As Built:

Pool tool hooks protrude 16" from the wall.



Swimming Pool: Men's Locker Room

Lat/Long: [42.28725, -83.75887]

Finding: 18

The maneuvering clearance on the pull side of the door extends less than 18 inches beyond the latch side of the door.

Maneuvering space for interior doors on the pull side with a front approach must be flat (2% max. slope in any direction) for a minimum distance of 60 inches in the direction of travel. The width of the maneuvering space must be as wide as the door plus an additional 18 inches on the latch side. This latch side clearance must also be flat (2% max. slope in any direction) and clear of obstructions.

2010 ADAS Section 404.2.4.1

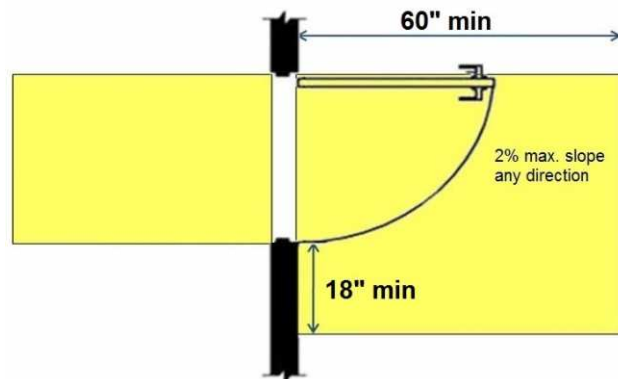

Swinging doors and gates shall have maneuvering clearances complying with Table 404.2.4.1.

Citation:

2010 ADAS Section: 404.2.4.1

As Built:

Pull side has wall at 11 inches thick from face of door.



Swimming Pool: Men's Locker Room

Lat/Long: [42.28736, -83.75902]

Finding: 19

There is no compliant bench within the room.

An accessible bench shall be provided within the room. The bench shall be 42 inches long minimum and 20 inches deep minimum to 24 inches deep maximum. The bench shall provide for back support or shall be affixed to a wall along its long dimension. Back support shall be 42 inches long minimum and shall extend from a point 2 inches maximum above the seat surface to a point 18 inches minimum above the seat surface. Back support shall be 2-1/2 inches maximum from the rear edge of the seat measured horizontally. The bench must be mounted 17 to 19 inches above the finish floor. A clear floor space measuring 30 inches by 48 inches (or 36 inches by 48 inches if located in an alcove) shall be provided alongside the narrow side of the bench to allow a person using a wheelchair to make a side transfer onto the bench.

2010 ADAS Section 803.4

A bench complying with 903 shall be provided within the room.

Citation:

2010 ADAS Section: 803.4

As Built:

Existing bench at 9 inches deep among other barriers.



Swimming Pool: Men's Locker Room

Lat/Long: [42.28747, -83.759]

Finding: 20

There are no accessible bathing and shower facilities.

Where bathtubs or showers are provided, at least one accessible bathtub or at least one accessible shower shall be provided.

2010 ADAS Section 213.3.6

Where bathtubs or showers are provided, at least one bathtub complying with 607 or at least one shower complying with 608 shall be provided.

Citation:

2010 ADAS Section: 213.3.6

As Built:

No accessible showers provided.



Swimming Pool: Men's Locker Room

Lat/Long: [42.28747, -83.759]

Finding: 21

The accessories project more than 4 inches into the circulation path.

Wall-mounted objects that have leading edges between 27 inches and 80 inches from the floor must not project more than 4 inches into the circulation path. Protruding objects that extend to the floor or within 27 inches of the floor are cane detectable and are therefore not hazardous. Where it is necessary or desirable to have objects protrude from the wall, a manner of cane detection must be provided.

2010 ADAS Section 307.2

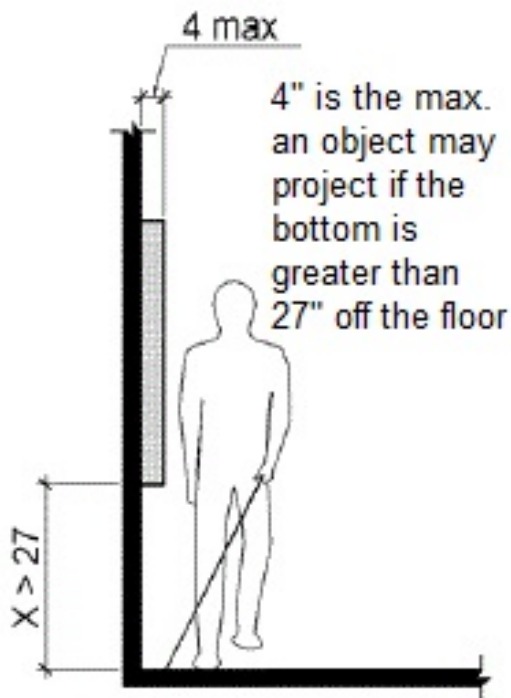
Objects with leading edges more than 27 inches (685 mm) and not more than 80 inches (2030 mm) above the finish floor or ground shall protrude 4 inches (100 mm) maximum horizontally into the circulation path.

Citation:

2010 ADAS Section: 307.2

As Built:

Shelf and dryers are protruding objects.



Swimming Pool: Men's Locker Room

Lat/Long: [42.28716, -83.759]

Finding: 22

The toilet seat is not located within the range allowed off the floor.

The height of accessible water closets shall be a minimum of 17 inches and a maximum of 19 inches measured to the top of the toilet seat. The seat itself shall be a maximum of 2 inch high.

2010 ADAS Section 604.4

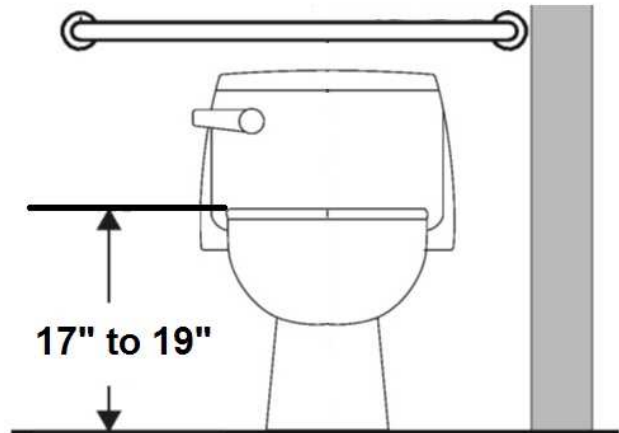
The seat height of a water closet above the finish floor shall be 17 inches (430 mm) minimum and 19 inches (485 mm) maximum measured to the top of the seat. Seats shall not be sprung to return to a lifted position.

Citation:

2010 ADAS Section: 604.4

As Built:

Seat height at 21 inches.



Swimming Pool: Men's Locker Room

Lat/Long: [42.28743, -83.7591]

Finding: 23

The flush handle is located on the wrong side of the toilet.

Controls shall be operable with one hand and shall not require tight grasping, pinching or twisting. Controls for the flush valves shall be mounted on the wide side of toilet areas, no more than 48 inches above the floor.

2010 ADAS Section 604.6

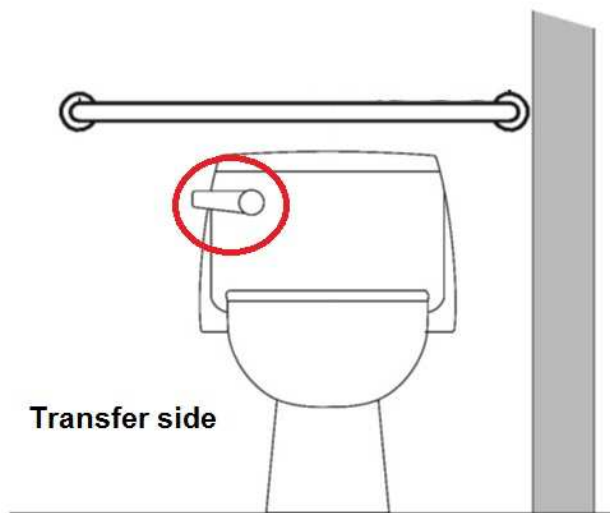
Flush controls shall be hand operated or automatic. Hand operated flush controls shall comply with 309. Flush controls shall be located on the open side of the water closet except in ambulatory accessible compartments complying with 604.8.2.

Citation:

2010 ADAS Section: 604.6

As Built:

Flush control on closed side.



Swimming Pool: Men's Locker Room

Lat/Long: [42.28716, -83.759]

Finding: 24

The toilet paper is not installed within the compliant range.

Toilet paper dispensers shall be 7 inches minimum and 9 inches maximum in front of the water closet measured to the centerline of the dispenser. The outlet of the dispenser shall be 15 inches minimum and 48 inches maximum above the finish floor and shall not be located behind grab bars. Dispensers shall not be of a type that controls delivery or that does not allow continuous paper flow. There shall be a clearance of 1 1/2 inches minimum below the grab bar.

2010 ADAS Section 604.7

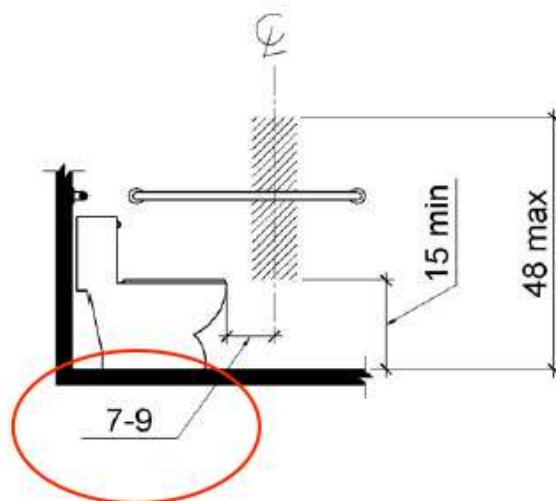
Toilet paper dispensers shall comply with 309.4 and shall be 7 inches (180 mm) minimum and 9 inches (230 mm) maximum in front of the water closet measured to the centerline of the dispenser. The outlet of the dispenser shall be 15 inches (380 mm) minimum and 48 inches (1220 mm) maximum above the finish floor and shall not be located behind grab bars. Dispensers shall not be of a type that controls delivery or that does not allow continuous paper flow.

Citation:

2010 ADAS Section: 604.7

As Built:

Toilet paper dispenser located 10 inches above grab bars.



Swimming Pool: Lobby

Lat/Long: [42.28723, -83.75938]

Finding: 25

The AED projects more than 4 inches into the circulation path.

Wall-mounted objects that have leading edges between 27 inches and 80 inches from the floor must not project more than 4 inches into the circulation path. Protruding objects that extend to the floor or within 27 inches of the floor are cane detectable and are therefore not hazardous. Where it is necessary or desirable to have objects protrude from the wall, a manner of cane detection must be provided.

2010 ADAS Section 307.2

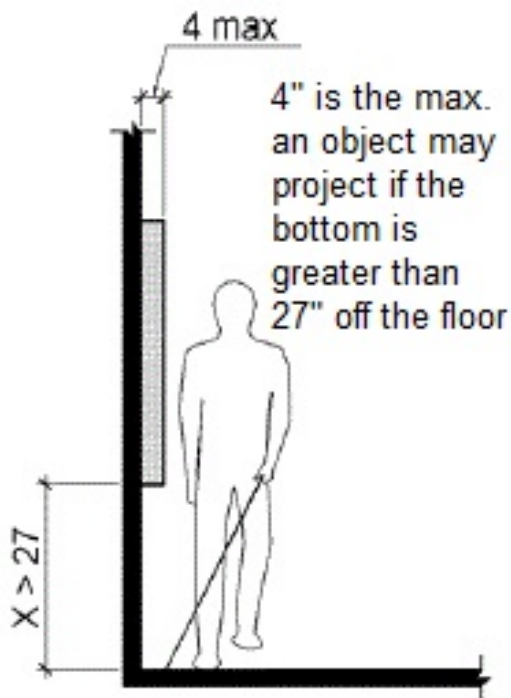
Objects with leading edges more than 27 inches (685 mm) and not more than 80 inches (2030 mm) above the finish floor or ground shall protrude 4 inches (100 mm) maximum horizontally into the circulation path.

Citation:

2010 ADAS Section: 307.2

As Built:

AED box protrudes more than 4 inches from the wall



Swimming Pool: Lobby

Lat/Long: [42.2873, -83.75918]

Finding: 26

The door operating hardware is not accessible.

Hand-activated door opening hardware, handles, pulls, latches, locks, and other operating devices on accessible doors shall have a shape that is easy to grasp with one hand and does not require tight grasping, pinching or twisting of the wrist to operate. Hardware shall be 34 inches minimum and 48 inches maximum above the finish floor or ground.

2010 ADAS Section 404.2.7


Handles, pulls, latches, locks, and other operable parts on doors and gates shall comply with 309.4. Operable parts of such hardware shall be 34 inches (865 mm) minimum and 48 inches (1220 mm) maximum above the finish floor or ground. Where sliding doors are in the fully open position, operating hardware shall be exposed and usable from both sides.

Citation:

2010 ADAS Section: 404.2.7

As Built:

Door has non-compliant hardware



Swimming Pool: Men's Lockerroom

Lat/Long: [42.28731, -83.75919]

Finding: 27

The room identification sign is noncompliant.

Wall signs identifying permanent rooms and spaces of a building shall be in a horizontal format and the characters raised 1/32 inch minimum and shall be sans serif uppercase characters a minimum of 5/8 inch and a maximum of 2 inches high.

Characters and their background shall have a non-glare finish. Characters shall contrast with their background with either light characters on a dark background or dark characters on a light background.

Signs with raised characters or Braille shall be located 48 inches minimum above the finish floor or ground surface, measured from the baseline of the lowest tactile character and 60 inches maximum above the finish floor or ground surface, measured from the baseline of the highest tactile character.

2010 ADAS Section 216.2

Interior and exterior signs identifying permanent rooms and spaces shall comply with 703.1, 703.2, and 703.5. Where pictograms are provided as designations of permanent interior rooms and spaces, the pictograms shall comply with 703.6 and shall have text descriptors complying with 703.2 and 703.5.

2010 ADAS Section 703.1

Signs shall comply with 703. Where both visual and tactile characters are required, either one sign with both visual and tactile characters, or two separate signs, one with visual, and one with tactile characters, shall be provided.

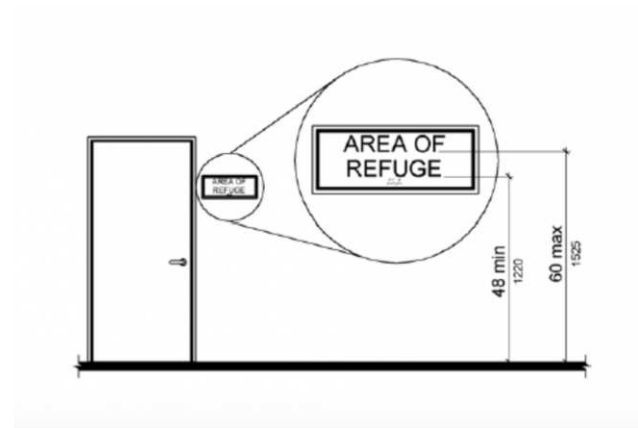
Citation:

2010 ADAS Section: 216.2, 703.1

As Built:

Door sign is non-compliant and not on the wall adjacent to the strike side of the door.

Finding #27 Continued



Swimming Pool: Men's Lockerroom

Lat/Long: [42.28728, -83.75896]

Finding: 28

The room identification sign is noncompliant.

Wall signs identifying permanent rooms and spaces of a building shall be in a horizontal format and the characters raised 1/32 inch minimum and shall be sans serif uppercase characters a minimum of 5/8 inch and a maximum of 2 inches high.

Characters and their background shall have a non-glare finish. Characters shall contrast with their background with either light characters on a dark background or dark characters on a light background.

Signs with raised characters or Braille shall be located 48 inches minimum above the finish floor or ground surface, measured from the baseline of the lowest tactile character and 60 inches maximum above the finish floor or ground surface, measured from the baseline of the highest tactile character.

2010 ADAS Section 216.2

Interior and exterior signs identifying permanent rooms and spaces shall comply with 703.1, 703.2, and 703.5. Where pictograms are provided as designations of permanent interior rooms and spaces, the pictograms shall comply with 703.6 and shall have text descriptors complying with 703.2 and 703.5.

2010 ADAS Section 703.1

Signs shall comply with 703. Where both visual and tactile characters are required, either one sign with both visual and tactile characters, or two separate signs, one with visual, and one with tactile characters, shall be provided.

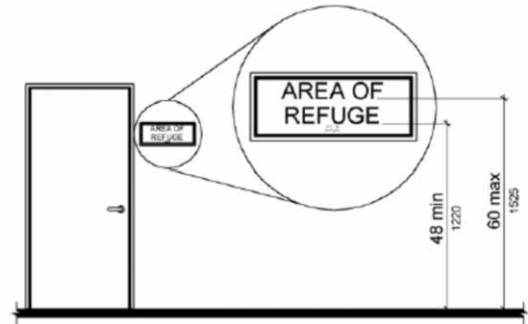
Citation:

2010 ADAS Section: 216.2, 703.1

As Built:

Door sign is non-compliant and not on the wall adjacent to the strike side of the door.

Finding #28 Continued



Swimming Pool: Men's Lockerroom

Lat/Long: [42.28728, -83.75914]

Finding: 29

The mirror is mounted too high.

Mirrors must have the bottom edge of the reflecting surface a maximum of 40 inches above the floor if above a sink or counter. Mirrors not located above lavatories or countertops shall be installed with the bottom edge of the reflecting surface 35 inches maximum above the finish floor or ground.

2010 ADAS Section 603.3

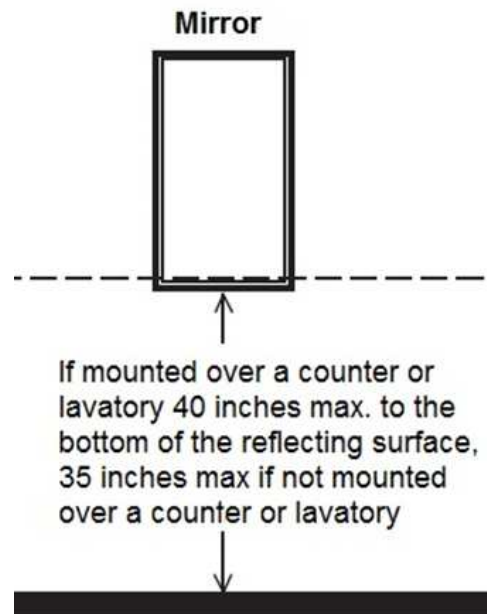
Mirrors located above lavatories or countertops shall be installed with the bottom edge of the reflecting surface 40 inches (1015 mm) maximum above the finish floor or ground. Mirrors not located above lavatories or countertops shall be installed with the bottom edge of the reflecting surface 35 inches (890 mm) maximum above the finish floor or ground.

Citation:

2010 ADAS Section: 603.3

As Built:

Mirror over lavatory is higher than 40 inches to the edge of the reflective surface



Swimming Pool: Men's Lockerroom

Lat/Long: [42.28729, -83.75928]

Finding: 30

The door is equipped with both a closer and a latch and there is no latch side clearance.

Maneuvering clearance for doors on the push side equipped with both a closer and latch must be 48 inches minimum in depth. The width of the maneuvering clearance must be as wide as the door plus an additional 12 inches on the latch side. Doors recessed on the latch side greater than 8 inches must provide the additional 12 inches of clearance within the recess. The maneuvering clearance must be flat (2% max. slope in any direction) and clear of obstructions.

2010 ADAS Section 404.2.4.1

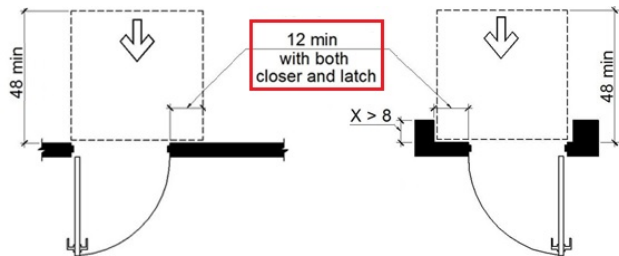
Swinging doors and gates shall have maneuvering clearances complying with Table 404.2.4.1.

Citation:

2010 ADAS Section: 404.2.4.1

As Built:

Door does not have the required maneuvering clearance on the push side



Swimming Pool: Men's Lockerroom

Lat/Long: [42.2874, -83.75913]

Finding: 31

The dispenser projects more than 4 inches into the circulation path.

Wall-mounted objects that have leading edges between 27 inches and 80 inches from the floor must not project more than 4 inches into the circulation path. Protruding objects that extend to the floor or within 27 inches of the floor are cane detectable and are therefore not hazardous. Where it is necessary or desirable to have objects protrude from the wall, a manner of cane detection must be provided.

2010 ADAS Section 307.2

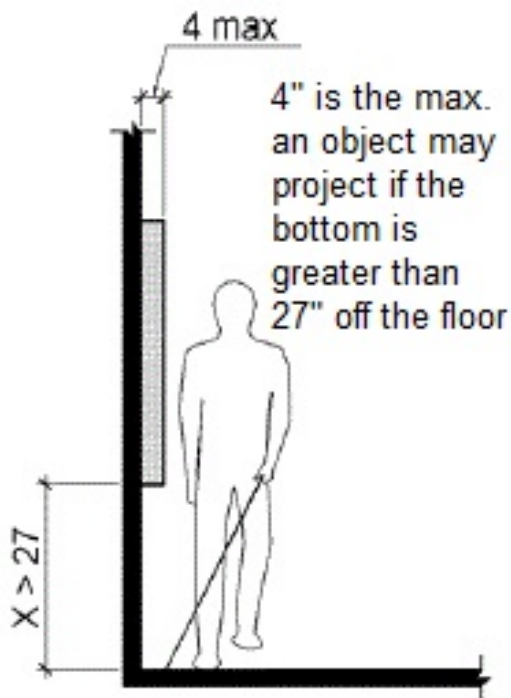
Objects with leading edges more than 27 inches (685 mm) and not more than 80 inches (2030 mm) above the finish floor or ground shall protrude 4 inches (100 mm) maximum horizontally into the circulation path.

Citation:

2010 ADAS Section: 307.2

As Built:

Paper towel dispenser protrudes more than 4 inches from the wall



Swimming Pool: Men's Lockerroom

Lat/Long: [42.2874, -83.75913]

Finding: 32

The changing stations project more than 4 inches into the circulation path.

Wall-mounted objects that have leading edges between 27 inches and 80 inches from the floor must not project more than 4 inches into the circulation path. Protruding objects that extend to the floor or within 27 inches of the floor are cane detectable and are therefore not hazardous. Where it is necessary or desirable to have objects protrude from the wall, a manner of cane detection must be provided.

2010 ADAS Section 307.2

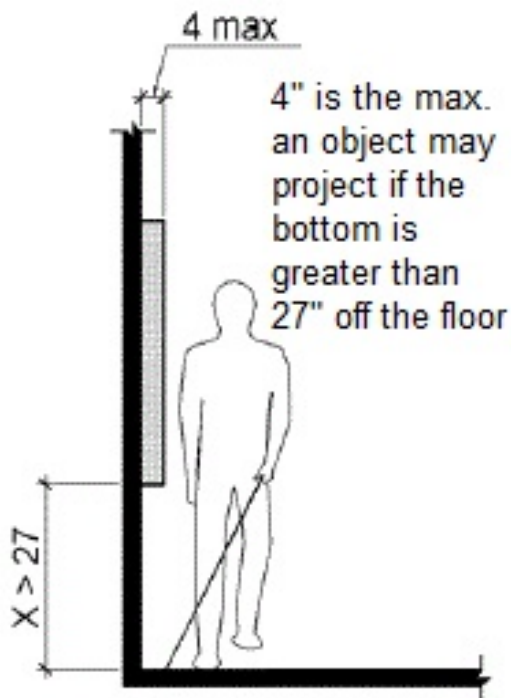
Objects with leading edges more than 27 inches (685 mm) and not more than 80 inches (2030 mm) above the finish floor or ground shall protrude 4 inches (100 mm) maximum horizontally into the circulation path.

Citation:

2010 ADAS Section: 307.2

As Built:

Baby changing station protrude more than 4 inches when open



Swimming Pool: Men's Lockerroom

Lat/Long: [42.28735, -83.75928]

Finding: 33

The maneuvering clearance on the pull side of the door extends less than 18 inches beyond the latch side of the door.

Maneuvering space for interior doors on the pull side with a front approach must be flat (2% max. slope in any direction) for a minimum distance of 60 inches in the direction of travel. The width of the maneuvering space must be as wide as the door plus an additional 18 inches on the latch side. This latch side clearance must also be flat (2% max. slope in any direction) and clear of obstructions.

2010 ADAS Section 404.2.4.1

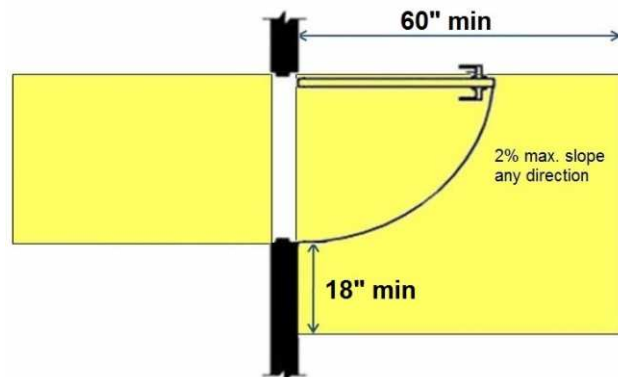
Swinging doors and gates shall have maneuvering clearances complying with Table 404.2.4.1.

Citation:

2010 ADAS Section: 404.2.4.1

As Built:

Door does not have the required maneuvering clearance on the pull side



Swimming Pool: Men's Lockerroom

Lat/Long: [42.28737, -83.75922]

Finding: 34

The water and drain pipes under the lavatory are not adequately insulated.

Water supply and drain pipes under lavatories and sinks shall be insulated or otherwise configured to protect against contact. There shall be no sharp or abrasive surfaces under lavatories and sinks.

2010 ADAS Section 606.5

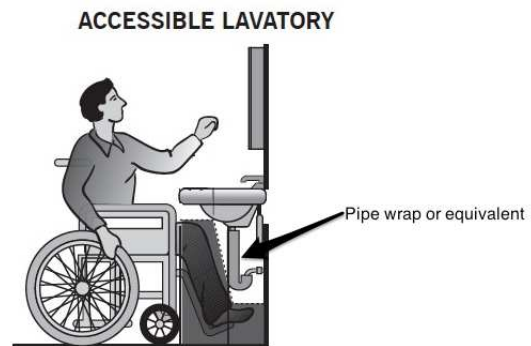
Water supply and drain pipes under lavatories and sinks shall be insulated or otherwise configured to protect against contact. There shall be no sharp or abrasive surfaces under lavatories and sinks.

Citation:

2010 ADAS Section: 606.5

As Built:

Sinks do not have insulated pipe covers



Swimming Pool: Men's Lockerroom

Lat/Long: [42.2873, -83.75926]

Finding: 35

The shelf projects more than 4 inches into the circulation path.

Wall-mounted objects that have leading edges between 27 inches and 80 inches from the floor must not project more than 4 inches into the circulation path. Protruding objects that extend to the floor or within 27 inches of the floor are cane detectable and are therefore not hazardous. Where it is necessary or desirable to have objects protrude from the wall, a manner of cane detection must be provided.

2010 ADAS Section 307.2

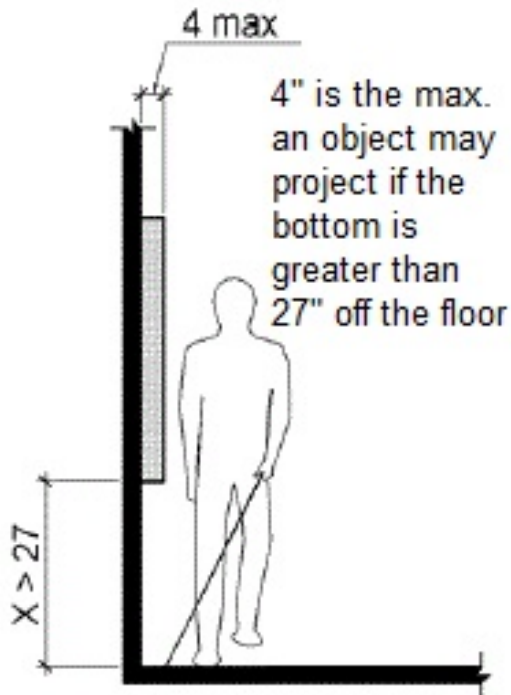
Objects with leading edges more than 27 inches (685 mm) and not more than 80 inches (2030 mm) above the finish floor or ground shall protrude 4 inches (100 mm) maximum horizontally into the circulation path.

Citation:

2010 ADAS Section: 307.2

As Built:

Shelf protrudes more than 4 inches from the wall



Swimming Pool: Men's Lockerroom

Lat/Long: [42.28689, -83.75942]

Finding: 36

The soap dispensers project more than 4 inches into the circulation path.

Wall-mounted objects that have leading edges between 27 inches and 80 inches from the floor must not project more than 4 inches into the circulation path. Protruding objects that extend to the floor or within 27 inches of the floor are cane detectable and are therefore not hazardous. Where it is necessary or desirable to have objects protrude from the wall, a manner of cane detection must be provided.

2010 ADAS Section 307.2

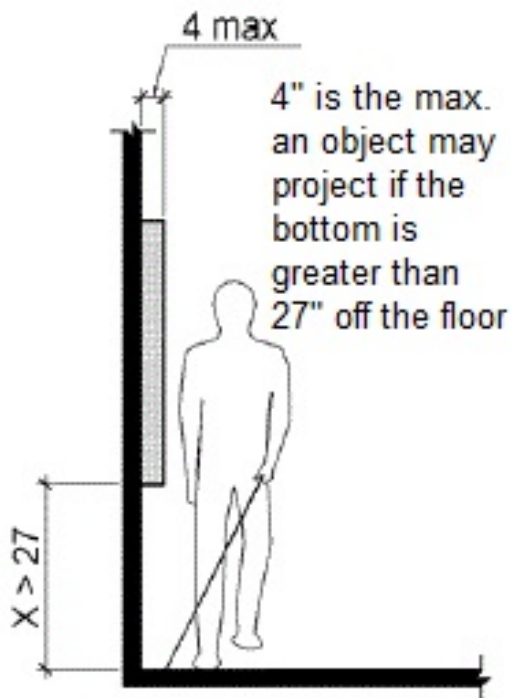
Objects with leading edges more than 27 inches (685 mm) and not more than 80 inches (2030 mm) above the finish floor or ground shall protrude 4 inches (100 mm) maximum horizontally into the circulation path.

Citation:

2010 ADAS Section: 307.2

As Built:

Soap dispensers protrude more than 4 inches from the wall



Swimming Pool: Men's Restroom

Lat/Long: [42.28733, -83.75925]

Finding: 37

The water and drain pipes under the lavatory are not adequately insulated.

Water supply and drain pipes under lavatories and sinks shall be insulated or otherwise configured to protect against contact. There shall be no sharp or abrasive surfaces under lavatories and sinks.

2010 ADAS Section 606.5

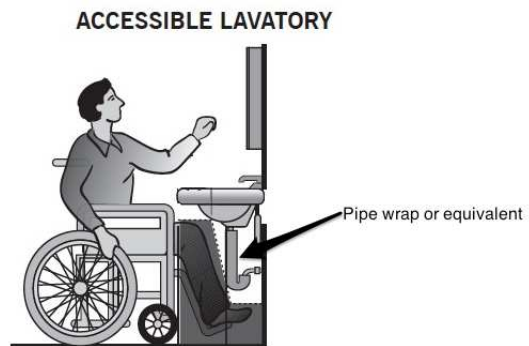
Water supply and drain pipes under lavatories and sinks shall be insulated or otherwise configured to protect against contact. There shall be no sharp or abrasive surfaces under lavatories and sinks.

Citation:

2010 ADAS Section: 606.5

As Built:

Sinks do not have insulated pipe covers



Swimming Pool: Men's Restroom

Lat/Long: [42.28743, -83.75909]

Finding: 38

The restroom is not nearly compliant.

- The restroom does not have the required minimum clear floor space or maneuvering clearances for the toilet.
- The restroom does not have the required minimum clear floor space or maneuvering clearances for the lavatory.
- The entry door does not contain the required minimum 60 inches maneuvering space on the pull side
- The entry door encroach into the required clear floor space for fixtures.
- Grab bars are incorrectly installed.
- Accessories, such as toilet seat covers, paper towel holders, garbage cans, hand dryers and mirrors are either too high or without clear floor space or both.

2010 ADAS Section 213.2

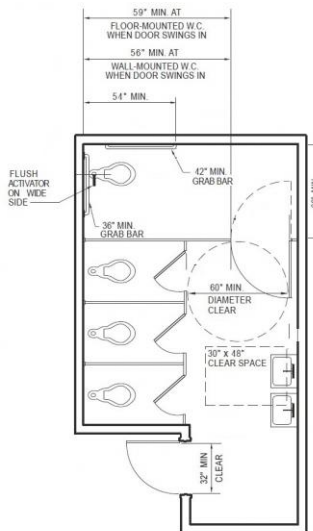
Where toilet rooms are provided, each toilet room shall comply with 603. Where bathing rooms are provided, each bathing room shall comply with 603.

Citation:

2010 ADAS Section: 213.2

As Built:

Restroom does not have an accessible stall



Swimming Pool: Men's Restroom

Lat/Long: [42.28737, -83.75922]

Finding: 39

The water and drain pipes under the lavatory are not adequately insulated.

Water supply and drain pipes under lavatories and sinks shall be insulated or otherwise configured to protect against contact. There shall be no sharp or abrasive surfaces under lavatories and sinks.

2010 ADAS Section 606.5

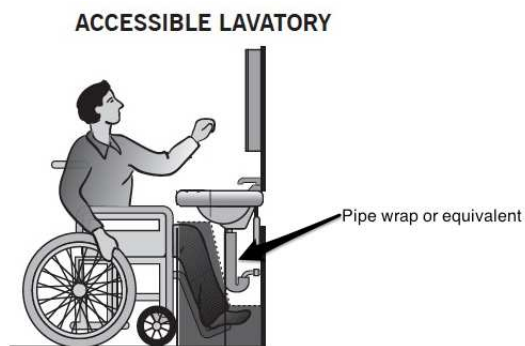
Water supply and drain pipes under lavatories and sinks shall be insulated or otherwise configured to protect against contact. There shall be no sharp or abrasive surfaces under lavatories and sinks.

Citation:

2010 ADAS Section: 606.5

As Built:

Sinks do not have insulated pipe covers



Swimming Pool: Women's Restroom

Lat/Long: [42.28727, -83.75922]

Finding: 40

The water and drain pipes under the lavatory are not adequately insulated.

Water supply and drain pipes under lavatories and sinks shall be insulated or otherwise configured to protect against contact. There shall be no sharp or abrasive surfaces under lavatories and sinks.

2010 ADAS Section 606.5

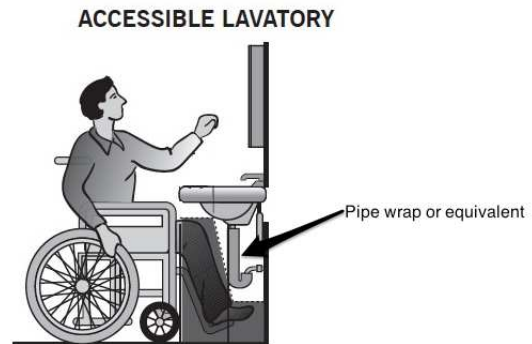
Water supply and drain pipes under lavatories and sinks shall be insulated or otherwise configured to protect against contact. There shall be no sharp or abrasive surfaces under lavatories and sinks.

Citation:

2010 ADAS Section: 606.5

As Built:

Sinks do not have insulated pipe covers



Swimming Pool: Women's Lockerroom

Lat/Long: [42.2873, -83.75934]

Finding: 41

The dryers projects more than 4 inches into the circulation path.

Wall-mounted objects that have leading edges between 27 inches and 80 inches from the floor must not project more than 4 inches into the circulation path. Protruding objects that extend to the floor or within 27 inches of the floor are cane detectable and are therefore not hazardous. Where it is necessary or desirable to have objects protrude from the wall, a manner of cane detection must be provided.

2010 ADAS Section 307.2

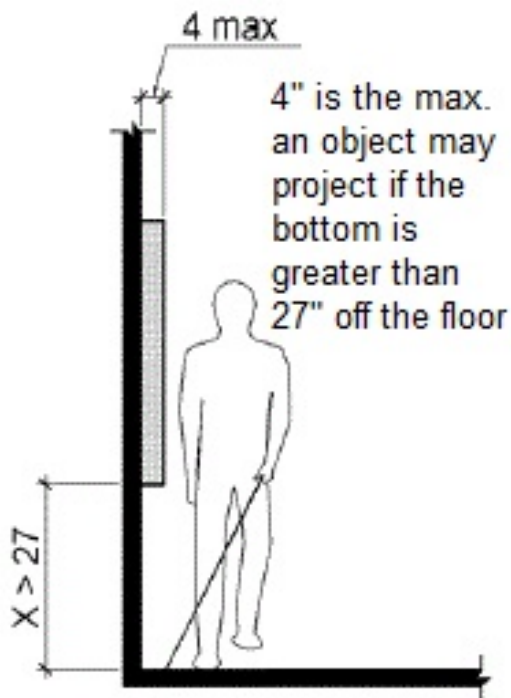
Objects with leading edges more than 27 inches (685 mm) and not more than 80 inches (2030 mm) above the finish floor or ground shall protrude 4 inches (100 mm) maximum horizontally into the circulation path.

Citation:

2010 ADAS Section: 307.2

As Built:

3 hand dryers protrude more than 4 inches from the wall



Swimming Pool: Women's Lockerroom

Lat/Long: [42.2873, -83.75926]

Finding: 42

The shelf projects more than 4 inches into the circulation path.

Wall-mounted objects that have leading edges between 27 inches and 80 inches from the floor must not project more than 4 inches into the circulation path. Protruding objects that extend to the floor or within 27 inches of the floor are cane detectable and are therefore not hazardous. Where it is necessary or desirable to have objects protrude from the wall, a manner of cane detection must be provided.

2010 ADAS Section 307.2

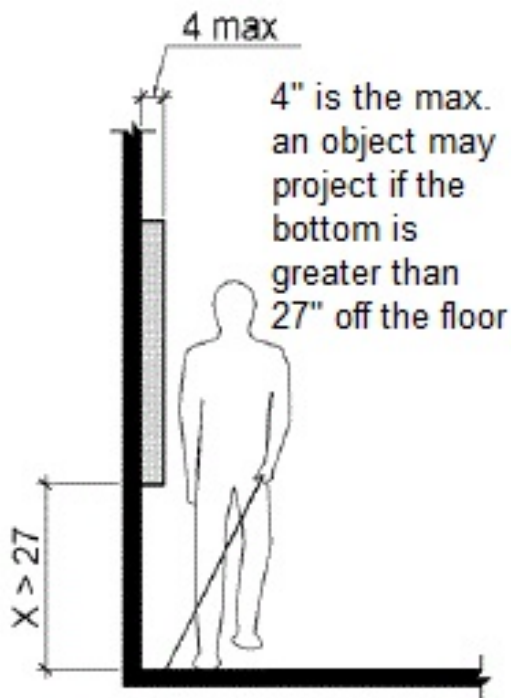
Objects with leading edges more than 27 inches (685 mm) and not more than 80 inches (2030 mm) above the finish floor or ground shall protrude 4 inches (100 mm) maximum horizontally into the circulation path.

Citation:

2010 ADAS Section: 307.2

As Built:

Wall-mounted shelf protrudes more than 4 inches from the wall



Swimming Pool: Women's Lockerroom

Lat/Long: [42.28721, -83.75938]

Finding: 43

The paper towel dispenser projects more than 4 inches into the circulation path.

Wall-mounted objects that have leading edges between 27 inches and 80 inches from the floor must not project more than 4 inches into the circulation path. Protruding objects that extend to the floor or within 27 inches of the floor are cane detectable and are therefore not hazardous. Where it is necessary or desirable to have objects protrude from the wall, a manner of cane detection must be provided.

2010 ADAS Section 307.2

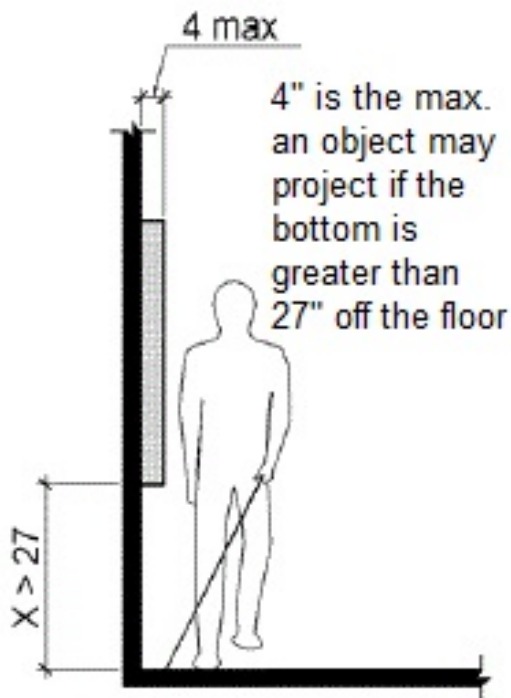
Objects with leading edges more than 27 inches (685 mm) and not more than 80 inches (2030 mm) above the finish floor or ground shall protrude 4 inches (100 mm) maximum horizontally into the circulation path.

Citation:

2010 ADAS Section: 307.2

As Built:

Wall-mounted paper towel dispenser protrudes more than 4 inches from the wall



Swimming Pool: Women's Lockerroom

Lat/Long: [42.28739, -83.75916]

Finding: 44

The hook projects more than 4 inches into the circulation path.

Wall-mounted objects that have leading edges between 27 inches and 80 inches from the floor must not project more than 4 inches into the circulation path. Protruding objects that extend to the floor or within 27 inches of the floor are cane detectable and are therefore not hazardous. Where it is necessary or desirable to have objects protrude from the wall, a manner of cane detection must be provided.

2010 ADAS Section 307.2

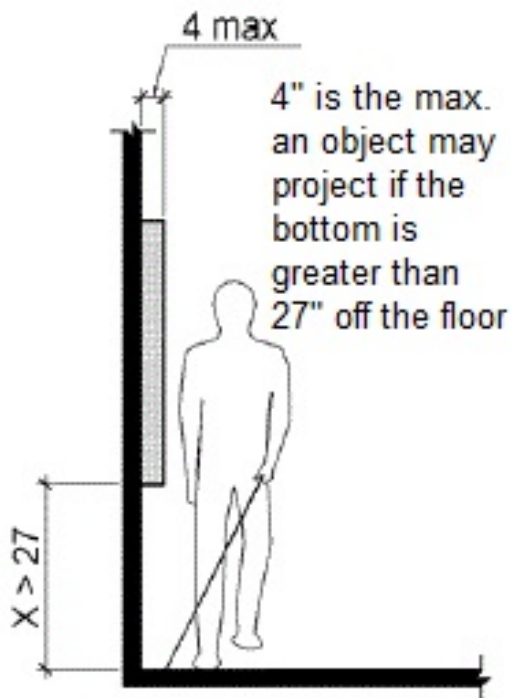
Objects with leading edges more than 27 inches (685 mm) and not more than 80 inches (2030 mm) above the finish floor or ground shall protrude 4 inches (100 mm) maximum horizontally into the circulation path.

Citation:

2010 ADAS Section: 307.2

As Built:

Coat hook protrudes more than 4 inches from the wall



Swimming Pool: Women's Lockerroom

Lat/Long: [42.28721, -83.75938]

Finding: 45

The hygiene dispenser projects more than 4 inches into the circulation path.

Wall-mounted objects that have leading edges between 27 inches and 80 inches from the floor must not project more than 4 inches into the circulation path. Protruding objects that extend to the floor or within 27 inches of the floor are cane detectable and are therefore not hazardous. Where it is necessary or desirable to have objects protrude from the wall, a manner of cane detection must be provided.

2010 ADAS Section 307.2

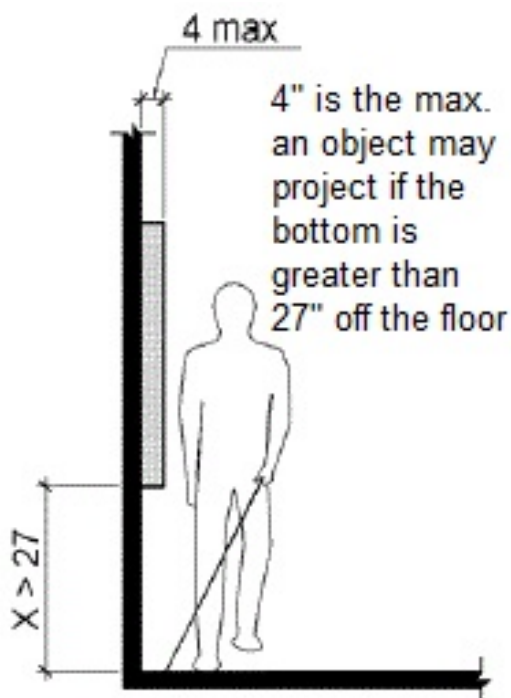
Objects with leading edges more than 27 inches (685 mm) and not more than 80 inches (2030 mm) above the finish floor or ground shall protrude 4 inches (100 mm) maximum horizontally into the circulation path.

Citation:

2010 ADAS Section: 307.2

As Built:

Hygiene dispenser protrudes more than 4 inches from the wall



Swimming Pool: Women's Lockerroom

Lat/Long: [42.28716, -83.75942]

Finding: 46

The changing station projects more than 4 inches into the circulation path.

Wall-mounted objects that have leading edges between 27 inches and 80 inches from the floor must not project more than 4 inches into the circulation path. Protruding objects that extend to the floor or within 27 inches of the floor are cane detectable and are therefore not hazardous. Where it is necessary or desirable to have objects protrude from the wall, a manner of cane detection must be provided.

2010 ADAS Section 307.2

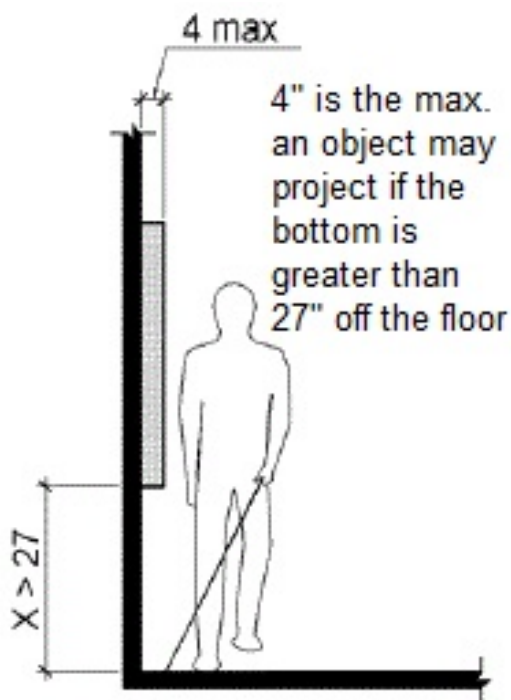

Objects with leading edges more than 27 inches (685 mm) and not more than 80 inches (2030 mm) above the finish floor or ground shall protrude 4 inches (100 mm) maximum horizontally into the circulation path.

Citation:

2010 ADAS Section: 307.2

As Built:

Baby changing stations protrude more than 4 inches when open



Swimming Pool: Women's Lockerroom

Lat/Long: [42.28706, -83.75947]

Finding: 47

The water and drain pipes under the lavatory are not adequately insulated.

Water supply and drain pipes under lavatories and sinks shall be insulated or otherwise configured to protect against contact. There shall be no sharp or abrasive surfaces under lavatories and sinks.

2010 ADAS Section 606.5

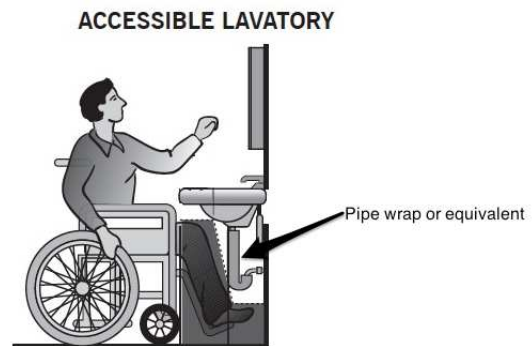
Water supply and drain pipes under lavatories and sinks shall be insulated or otherwise configured to protect against contact. There shall be no sharp or abrasive surfaces under lavatories and sinks.

Citation:

2010 ADAS Section: 606.5

As Built:

Sinks do not have insulated pipe covers



Swimming Pool: Women's Lockerroom

Lat/Long: [42.28698, -83.75959]

Finding: 48

The flush handle is located on the wrong side of the toilet.

Controls shall be operable with one hand and shall not require tight grasping, pinching or twisting. Controls for the flush valves shall be mounted on the wide side of toilet areas, no more than 48 inches above the floor.

2010 ADAS Section 604.6

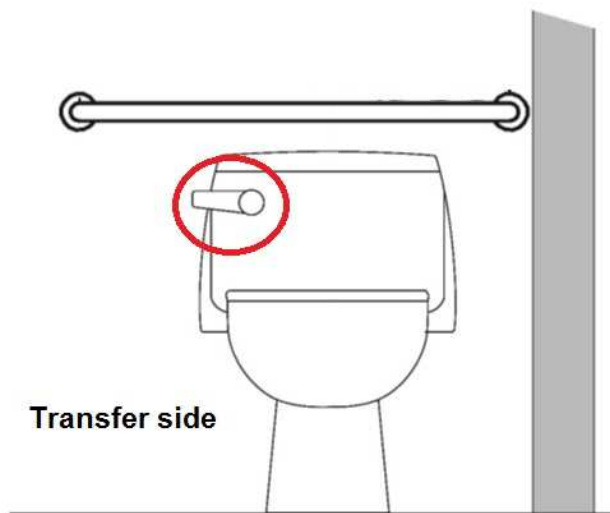

Flush controls shall be hand operated or automatic. Hand operated flush controls shall comply with 309. Flush controls shall be located on the open side of the water closet except in ambulatory accessible compartments complying with 604.8.2.

Citation:

2010 ADAS Section: 604.6

As Built:

Flush valve is not towards the open side



Swimming Pool: Women's Lockerroom

Lat/Long: [42.28696, -83.75921]

Finding: 49

The clothing hooks exceed maximum reach range.

Coat hooks provided within the room shall accommodate a forward reach or side reach. Coat hooks must be mounted no higher than 48 inches.

2010 ADAS Section 308.2.1

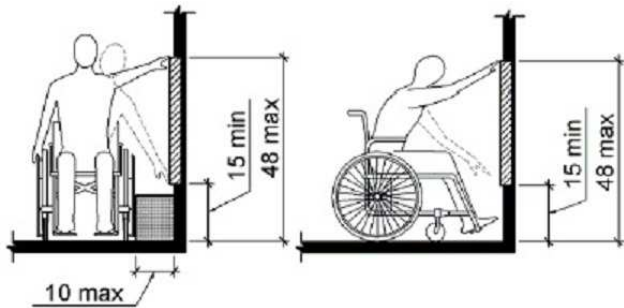
Where a forward reach is unobstructed, the high forward reach shall be 48 inches (1220 mm) maximum and the low forward reach shall be 15 inches (380 mm) minimum above the finish floor or ground.

Citation:

2010 ADAS Section: 308.2.1

As Built:

Coat hooks are not within reach range



Swimming Pool: Women's Lockerroom

Lat/Long: [42.287, -83.75922]

Finding: 50

The soap dispenser projects more than 4 inches into the circulation path.

Wall-mounted objects that have leading edges between 27 inches and 80 inches from the floor must not project more than 4 inches into the circulation path. Protruding objects that extend to the floor or within 27 inches of the floor are cane detectable and are therefore not hazardous. Where it is necessary or desirable to have objects protrude from the wall, a manner of cane detection must be provided.

2010 ADAS Section 307.2

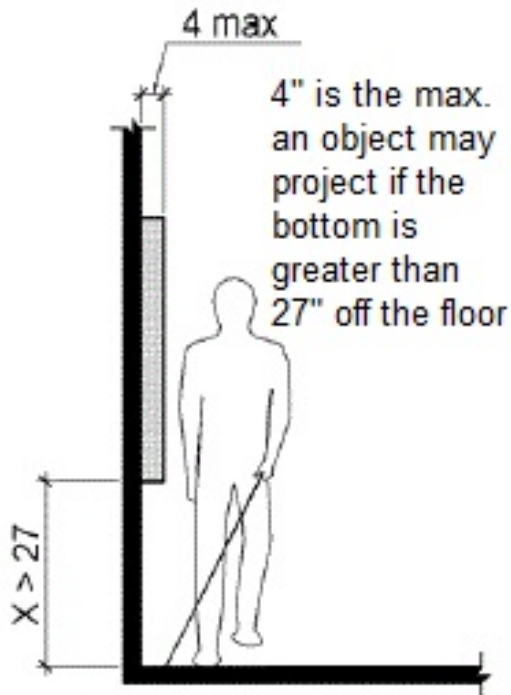
Objects with leading edges more than 27 inches (685 mm) and not more than 80 inches (2030 mm) above the finish floor or ground shall protrude 4 inches (100 mm) maximum horizontally into the circulation path.

Citation:

2010 ADAS Section: 307.2

As Built:

Soap dispensers protrude more than 4 inches from the wall



Swimming Pool: Women's Lockerroom

Lat/Long: [42.28706, -83.75909]

Finding: 51

The 2 shelves project more than 4 inches into the circulation path.

Wall-mounted objects that have leading edges between 27 inches and 80 inches from the floor must not project more than 4 inches into the circulation path. Protruding objects that extend to the floor or within 27 inches of the floor are cane detectable and are therefore not hazardous. Where it is necessary or desirable to have objects protrude from the wall, a manner of cane detection must be provided.

2010 ADAS Section 307.2

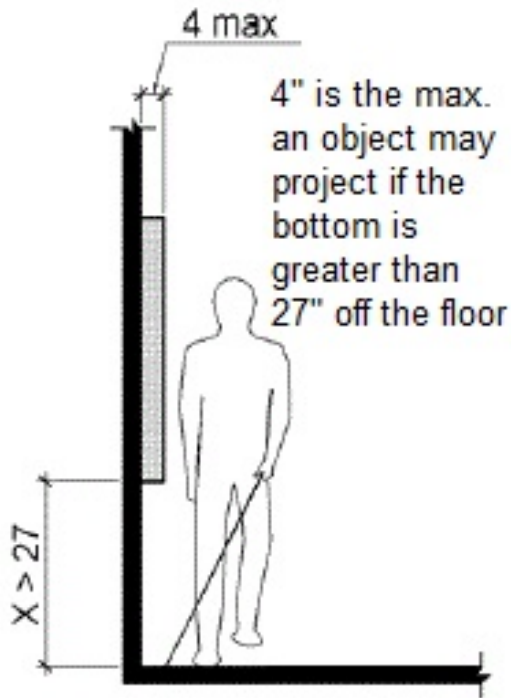
Objects with leading edges more than 27 inches (685 mm) and not more than 80 inches (2030 mm) above the finish floor or ground shall protrude 4 inches (100 mm) maximum horizontally into the circulation path.

Citation:

2010 ADAS Section: 307.2

As Built:

Shelves protrude more than 4 inches from the wall



Finding #51 Additional Finding Photos



Swimming Pool: Women's Lockerroom

Lat/Long: [42.28689, -83.75942]

Finding: 52

The soap dispenser projects more than 4 inches into the circulation path.

Wall-mounted objects that have leading edges between 27 inches and 80 inches from the floor must not project more than 4 inches into the circulation path. Protruding objects that extend to the floor or within 27 inches of the floor are cane detectable and are therefore not hazardous. Where it is necessary or desirable to have objects protrude from the wall, a manner of cane detection must be provided.

2010 ADAS Section 307.2

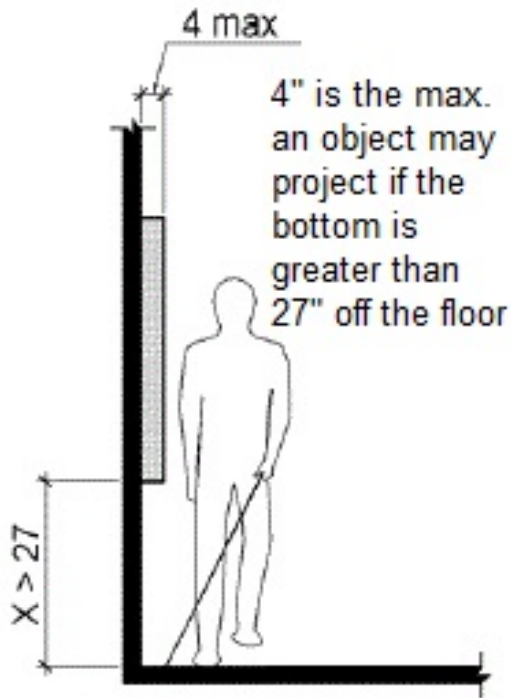
Objects with leading edges more than 27 inches (685 mm) and not more than 80 inches (2030 mm) above the finish floor or ground shall protrude 4 inches (100 mm) maximum horizontally into the circulation path.

Citation:

2010 ADAS Section: 307.2

As Built:

Soap dispenser protrudes more than 4 inches from the wall



Swimming Pool: Women's Lockerroom

Lat/Long: [42.2868, -83.75932]

Finding: 53

The room identification sign is noncompliant.

Wall signs identifying permanent rooms and spaces of a building shall be in a horizontal format and the characters raised 1/32 inch minimum and shall be sans serif uppercase characters a minimum of 5/8 inch and a maximum of 2 inches high.

Characters and their background shall have a non-glare finish. Characters shall contrast with their background with either light characters on a dark background or dark characters on a light background.

Signs with raised characters or Braille shall be located 48 inches minimum above the finish floor or ground surface, measured from the baseline of the lowest tactile character and 60 inches maximum above the finish floor or ground surface, measured from the baseline of the highest tactile character.

2010 ADAS Section 216.2

Interior and exterior signs identifying permanent rooms and spaces shall comply with 703.1, 703.2, and 703.5. Where pictograms are provided as designations of permanent interior rooms and spaces, the pictograms shall comply with 703.6 and shall have text descriptors complying with 703.2 and 703.5.

2010 ADAS Section 703.1

Signs shall comply with 703. Where both visual and tactile characters are required, either one sign with both visual and tactile characters, or two separate signs, one with visual, and one with tactile characters, shall be provided.

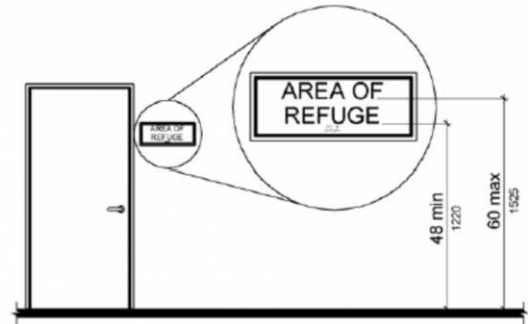
Citation:

2010 ADAS Section: 216.2, 703.1

As Built:

Door sign is not compliant and not on the wall adjacent to the latch side

Finding #53 Continued



Office: Office

Lat/Long: [42.2872, -83.75961]

Finding: 54 - sales office wall mounted server

The server projects more than 4 inches into the circulation path.

Wall-mounted objects that have leading edges between 27 inches and 80 inches from the floor must not project more than 4 inches into the circulation path. Protruding objects that extend to the floor or within 27 inches of the floor are cane detectable and are therefore not hazardous. Where it is necessary or desirable to have objects protrude from the wall, a manner of cane detection must be provided.

2010 ADAS Section 307.2

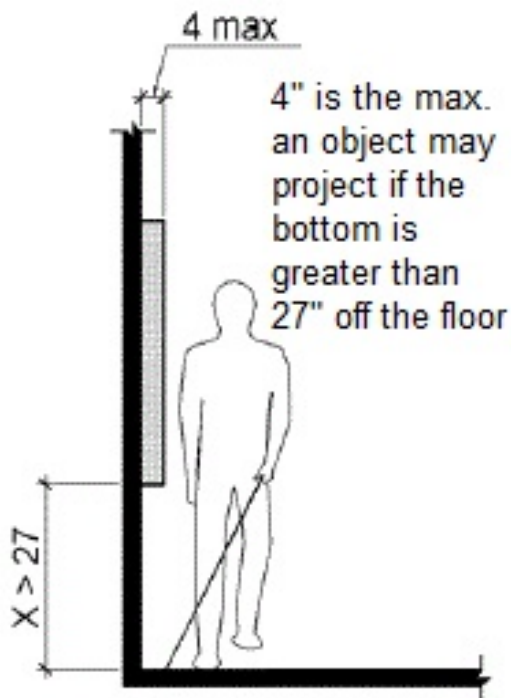
Objects with leading edges more than 27 inches (685 mm) and not more than 80 inches (2030 mm) above the finish floor or ground shall protrude 4 inches (100 mm) maximum horizontally into the circulation path.

Citation:

2010 ADAS Section: 307.2

As Built:

Server in sales office protrudes more than 4 inches from the wall and is less than 80 inches high



Office: Office

Lat/Long: [42.28722, -83.75921]

Finding: 55 - office doors

The maneuvering clearance on the pull side of the door extends less than 18 inches beyond the latch side of the door.

Maneuvering space for interior doors on the pull side with a front approach must be flat (2% max. slope in any direction) for a minimum distance of 60 inches in the direction of travel. The width of the maneuvering space must be as wide as the door plus an additional 18 inches on the latch side. This latch side clearance must also be flat (2% max. slope in any direction) and clear of obstructions.

2010 ADAS Section 404.2.4.1

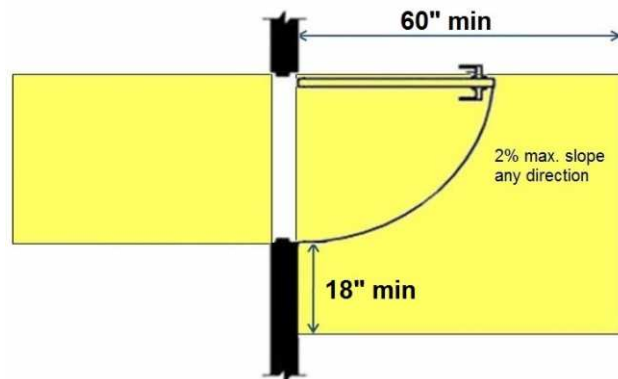
Swinging doors and gates shall have maneuvering clearances complying with Table 404.2.4.1.

Citation:

2010 ADAS Section: 404.2.4.1

As Built:

Door does not have the required maneuvering clearance on the pull side



Office: Lobby

Lat/Long: [42.28709, -83.75933]

Finding: 56 - lobby women's restroom compartment

The compartment stall is not nearly compliant.

The stall does not have the required minimum clear floor space or maneuvering clearances for the toilet, Grab bars are missing and/or incorrectly installed, accessories, such as toilet seat covers, toilet paper holders, and garbage cans are either too high, without clear floor space or both, the floor level changes greater than a 1/2 inch at the floor drains.

2010 ADAS Section 603.1

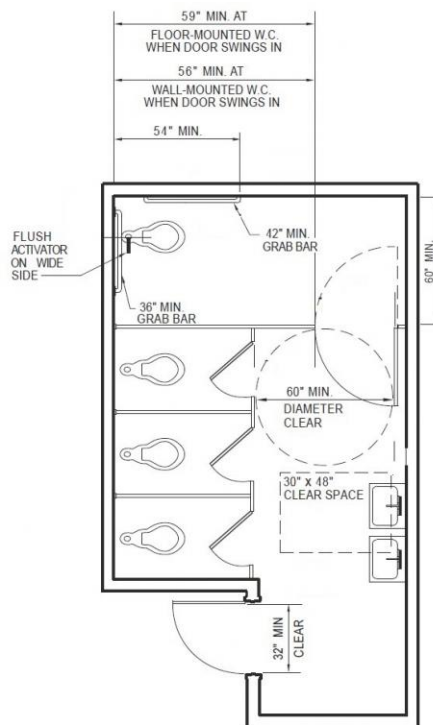
Toilet and bathing rooms shall comply with 603.

Citation:

2010 ADAS Section: 603.1

As Built:

Women's restroom in lobby does not have an accessible stall



Office: Lobby

Lat/Long: [42.28734, -83.75941]

Finding: 57 - lobby women's restroom dispenser

The dispensers project more than 4 inches into the circulation path.

Wall-mounted objects that have leading edges between 27 inches and 80 inches from the floor must not project more than 4 inches into the circulation path. Protruding objects that extend to the floor or within 27 inches of the floor are cane detectable and are therefore not hazardous. Where it is necessary or desirable to have objects protrude from the wall, a manner of cane detection must be provided.

2010 ADAS Section 307.2

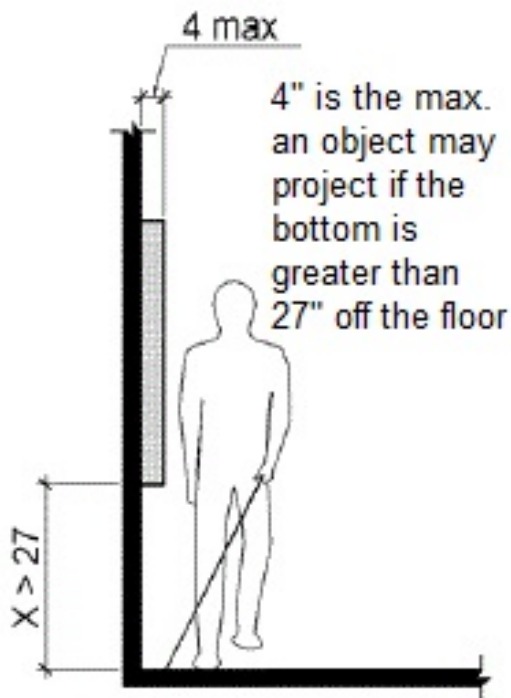
Objects with leading edges more than 27 inches (685 mm) and not more than 80 inches (2030 mm) above the finish floor or ground shall protrude 4 inches (100 mm) maximum horizontally into the circulation path.

Citation:

2010 ADAS Section: 307.2

As Built:

Soap dispensers and paper towel dispensers protrude more than 4 inches



Site Accessibility Evaluation



Mallets Creek Nature Area
1975 E Huron St
Burns Park, MI 48104
ADA Only

Inspection Date: 05/23/2022

Inspectors: Aileen Dryden, Arturo Pinero

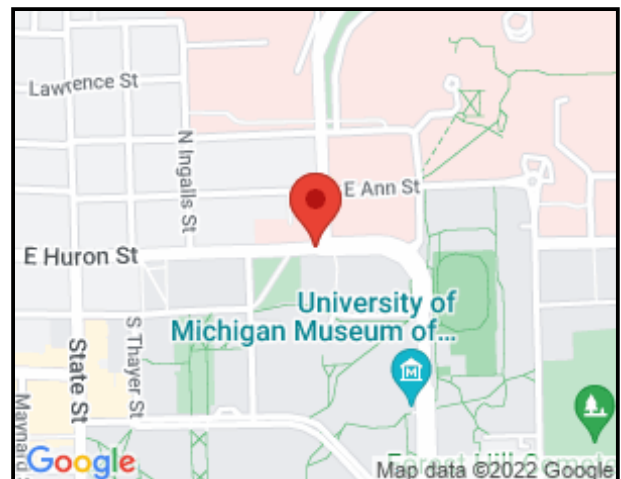
Prepared By



(512) 410 - 7059

alturalp.com

Report Date: 11/15/2022



DNR Accessibility Grading System for Parks and Recreation Facilities

Accessibility Grade

Definition

1

None of the facilities meet accessibility guidelines

2

Some facilities meet accessibility guidelines

3

Most facilities meet accessibility guidelines

4

The entire park meets accessibility guidelines

5

The entire park was developed using the principles of universal design

Site Accessibility Evaluation



Manchester Park
2600 Washtenaw Ave
Ann Arbor, MI 48104
ADA Only

Inspection Date: 05/23/2022

Inspectors: Aileen Dryden, Arturo Pinero

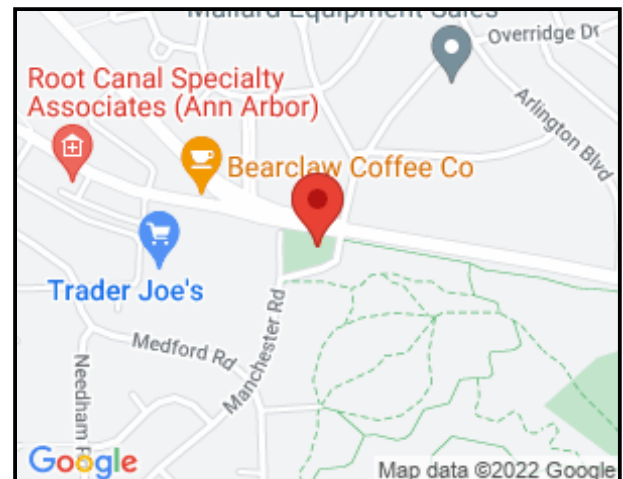
Prepared By



(512) 410 - 7059

alturalp.com

Report Date: 11/09/2022



DNR Accessibility Grading System for Parks and Recreation Facilities

Accessibility Grade

Definition

1

None of the facilities meet accessibility guidelines

2

Some facilities meet accessibility guidelines

3

Most facilities meet accessibility guidelines

4

The entire park meets accessibility guidelines

5

The entire park was developed using the principles of universal design

Site Accessibility Evaluation



**Mary Beth Doyle Park
3500 Birch Hollow Dr
Ann Arbor, MI 48108
ADA Only**

Inspection Date: 05/23/2022

Inspectors: Aileen Dryden, Arturo Pinero

Prepared By



(512) 410 - 7059

alturalp.com

Report Date: 11/09/2022



DNR Accessibility Grading System for Parks and Recreation Facilities

Accessibility Grade

Definition

1

None of the facilities meet accessibility guidelines

2

Some facilities meet accessibility guidelines

3

Most facilities meet accessibility guidelines

4

The entire park meets accessibility guidelines

5

The entire park was developed using the principles of universal design

Parking: Parking Lot

Lat/Long: [42.24014, -83.71336]

Finding: 1

The walkway contains abrupt vertical edges and/or variations over a 1/2 inch.

1/4 inch is the maximum vertical rise. Changes in level between 1/4 inch and 1/2 inch must be beveled at 1:2 or less.

Changes in level greater than 1/2 inch must be by way of a ramp.

2010 ADAS Section 303.3

Changes in level between 1/4 inch (6.4 mm) high minimum and 1/2 inch (13 mm) high maximum shall be beveled with a slope not steeper than 1:2.

2010 ADAS Section 303.2

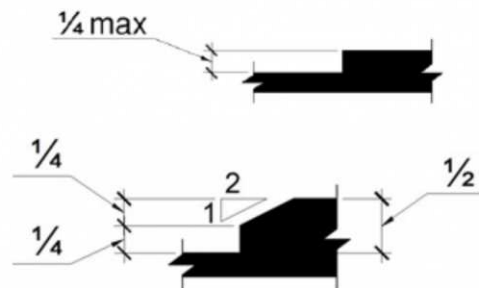
Changes in level of 1/4 inch (6.4 mm) high maximum shall be permitted to be vertical.

Citation:

2010 ADAS Section: 303.3, 303.2

As Built:

Vegetation at joints produce a change in level greater than 1/2 inch



Parking: Parking Lot

Lat/Long: [42.2396, -83.71346]

Finding: 2

The running slope (long dimension) of the accessible parking stall exceeds 2%.

The running slope in an accessible parking stall and the access aisle must not exceed 2%.

2010 ADAS Section 502.4

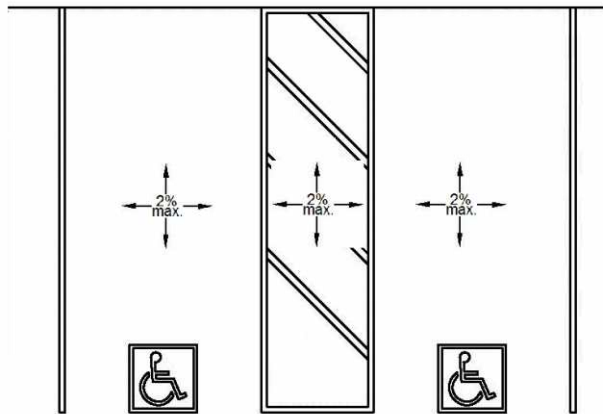
Parking spaces and access aisles serving them shall comply with 302. Access aisles shall be at the same level as the parking spaces they serve. Changes in level are not permitted.

Citation:

2010 ADAS Section: 502.4

As Built:

Accessible parking stall has slopes greater than 2%



Finding #2 Additional Finding Photos



Parking: Parking Lot

Lat/Long: [42.23985, -83.71345]

Finding: 3

The accessible parking space is missing the required markings.

Vehicle spaces shall be marked to define the width, and shall have an adjacent access aisle.

2010 ADAS Section 502.2

Car parking spaces shall be 96 inches (2440 mm) wide minimum and van parking spaces shall be 132 inches (3350 mm) wide minimum, shall be marked to define the width, and shall have an adjacent access aisle complying with 502.3.

Citation:

2010 ADAS Section: 502.2

As Built:

Accessible parking stall is not marked



Trail System: Trail

Lat/Long: [42.23806, -83.70655]

Finding: 4 - Route

The walkway contains changes in level greater than a 1/2 inch high that should be ramped.

Changes in level greater than 1/2 inch high shall be constructed as a ramp or curb ramp.

2010 ADAS Section 303.4

Changes in level greater than 1/2 inch (13 mm) high shall be ramped, and shall comply with 405 or 406.

Citation:

2010 ADAS Section: 303.4

As Built:

Route has a non-compliant change in level and does not have a stable surface



Trail System: Trail

Lat/Long: [42.23789, -83.70692]

Finding: 5 - Route

The route contains openings greater than 1/2 inch.

Openings in floor or ground surfaces shall not allow passage of a sphere more than 1/2 inch diameter. Elongated openings shall be placed so that the long dimension is perpendicular to the dominant direction of travel.

2010 ADAS Section 302.3

Openings in floor or ground surfaces shall not allow passage of a sphere more than 1/2 inch (13 mm) diameter except as allowed in 407.4.3, 409.4.3, 410.4, 810.5.3 and 810.10. Elongated openings shall be placed so that the long dimension is perpendicular to the dominant direction of travel.

Citation:

2010 ADAS Section: 302.3

As Built:

horizontal openings along the trail



Trail System: Trail

Lat/Long: [42.23809, -83.70663]

Finding: 6 - Route

The grate openings are greater than 1/2 inch and are parallel to the direction of travel.

Openings in floor or ground surfaces shall not allow passage of a sphere more than 1/2 inch diameter. Elongated openings shall be placed so that the long dimension is perpendicular to the dominant direction of travel.

2010 ADAS Section 302.3

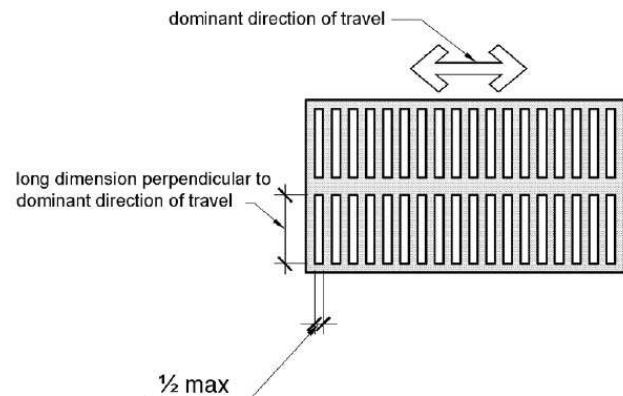

Openings in floor or ground surfaces shall not allow passage of a sphere more than 1/2 inch (13 mm) diameter except as allowed in 407.4.3, 409.4.3, 410.4, 810.5.3 and 810.10. Elongated openings shall be placed so that the long dimension is perpendicular to the dominant direction of travel.

Citation:

2010 ADAS Section: 302.3

As Built:

Wooden bridge with openings and change in level



Trail System: Trail

Lat/Long: [42.23789, -83.7085]

Finding: 7 - Route

The route contains openings greater than 1/2 inch.

Openings in floor or ground surfaces shall not allow passage of a sphere more than 1/2 inch diameter. Elongated openings shall be placed so that the long dimension is perpendicular to the dominant direction of travel.

2010 ADAS Section 302.3

Openings in floor or ground surfaces shall not allow passage of a sphere more than 1/2 inch (13 mm) diameter except as allowed in 407.4.3, 409.4.3, 410.4, 810.5.3 and 810.10. Elongated openings shall be placed so that the long dimension is perpendicular to the dominant direction of travel.

Citation:

2010 ADAS Section: 302.3

As Built:

horizontal openings along the trail



Trail System: Trail

Lat/Long: [42.24015, -83.71078]

Finding: 8 - Route

The route contains openings greater than 1/2 inch.

Openings in floor or ground surfaces shall not allow passage of a sphere more than 1/2 inch diameter. Elongated openings shall be placed so that the long dimension is perpendicular to the dominant direction of travel.

2010 ADAS Section 302.3

Openings in floor or ground surfaces shall not allow passage of a sphere more than 1/2 inch (13 mm) diameter except as allowed in 407.4.3, 409.4.3, 410.4, 810.5.3 and 810.10. Elongated openings shall be placed so that the long dimension is perpendicular to the dominant direction of travel.

Citation:

2010 ADAS Section: 302.3

As Built:

horizontal openings along the trail



Trail System: Trail

Lat/Long: [42.2401, -83.71247]

Finding: 9 - Route

The route contains openings greater than 1/2 inch.

Openings in floor or ground surfaces shall not allow passage of a sphere more than 1/2 inch diameter. Elongated openings shall be placed so that the long dimension is perpendicular to the dominant direction of travel.

2010 ADAS Section 302.3

Openings in floor or ground surfaces shall not allow passage of a sphere more than 1/2 inch (13 mm) diameter except as allowed in 407.4.3, 409.4.3, 410.4, 810.5.3 and 810.10. Elongated openings shall be placed so that the long dimension is perpendicular to the dominant direction of travel.

Citation:

2010 ADAS Section: 302.3

As Built:

horizontal opening along the trail to the play area



Trail System: Trail

Lat/Long: [42.23991, -83.71329]

Finding: 10 - Route

The route contains openings greater than 1/2 inch.

Openings in floor or ground surfaces shall not allow passage of a sphere more than 1/2 inch diameter. Elongated openings shall be placed so that the long dimension is perpendicular to the dominant direction of travel.

2010 ADAS Section 302.3

Openings in floor or ground surfaces shall not allow passage of a sphere more than 1/2 inch (13 mm) diameter except as allowed in 407.4.3, 409.4.3, 410.4, 810.5.3 and 810.10. Elongated openings shall be placed so that the long dimension is perpendicular to the dominant direction of travel.

Citation:

2010 ADAS Section: 302.3

As Built:

horizontal openings along the trail



Trail System: Trail

Lat/Long: [42.23614, -83.70966]

Finding: 11

The accessible route has running slopes greater than 5% and has not been constructed as a ramp (i.e. handrails, edge protection, etc.). Cross slopes are greater than 2% across the width of the walk.

When the slope in the direction of travel of any walk exceeds 1 unit vertical in 20 units horizontal (5-percent slope), it must be constructed as a ramp. Surface cross slopes must not exceed 1 unit vertical in 48 units horizontal (2-percent slope).

2010 ADAS Section 403.3

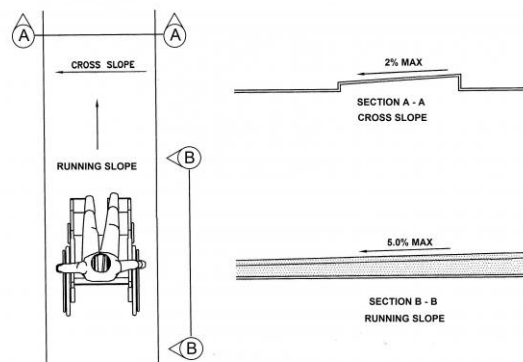
The running slope of walking surfaces shall not be steeper than 1:20. The cross slope of walking surfaces shall not be steeper than 1:48.

Citation:

2010 ADAS Section: 403.3

As Built:

Accessible route has a running slope greater than 5% and is not built as a ramp



Finding #11 Additional Finding Photos



Trail System: Trail

Lat/Long: [42.23594, -83.70963]

Finding: 12

The accessible route has running slopes greater than 5% and has not been constructed as a ramp (i.e. handrails, edge protection, etc.). Cross slopes are greater than 2% across the width of the walk.

When the slope in the direction of travel of any walk exceeds 1 unit vertical in 20 units horizontal (5-percent slope), it must be constructed as a ramp. Surface cross slopes must not exceed 1 unit vertical in 48 units horizontal (2-percent slope).

2010 ADAS Section 403.3

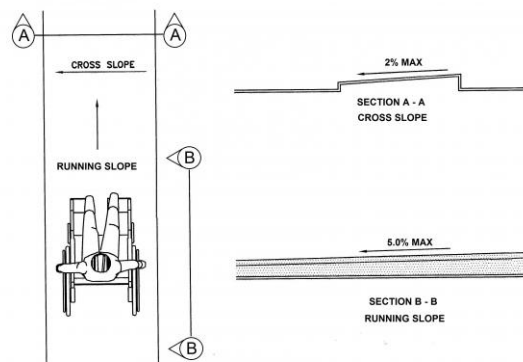
The running slope of walking surfaces shall not be steeper than 1:20. The cross slope of walking surfaces shall not be steeper than 1:48.

Citation:

2010 ADAS Section: 403.3

As Built:

Accessible route has a running slope greater than 5% and is not built as a ramp



Finding #12 Additional Finding Photos



Trail System: Trail

Lat/Long: [42.23632, -83.70976]

Finding: 13

The walkway contains abrupt vertical edges and/or variations over a 1/2 inch.

1/4 inch is the maximum vertical rise. Changes in level between 1/4 inch and 1/2 inch must be beveled at 1:2 or less.

Changes in level greater than 1/2 inch must be by way of a ramp.

2010 ADAS Section 303.3

Changes in level between 1/4 inch (6.4 mm) high minimum and 1/2 inch (13 mm) high maximum shall be beveled with a slope not steeper than 1:2.

2010 ADAS Section 303.2

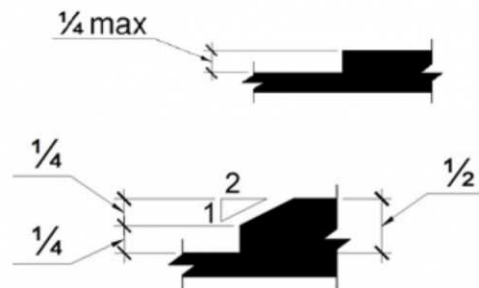
Changes in level of 1/4 inch (6.4 mm) high maximum shall be permitted to be vertical.

Citation:

2010 ADAS Section: 303.3, 303.2

As Built:

Accessible route has non-compliant vertical changes in level



Trail System: Trail

Lat/Long: [42.23651, -83.70995]

Finding: 14

The handrails do not meet minimum height requirements.

Handrails are measured to the top of the gripping surface and must be between 34 inches and 38 inches above the ramp surface. Handrails must extend horizontally 12 inches beyond the top and bottom of the ramp.

2010 ADAS Section 505.4

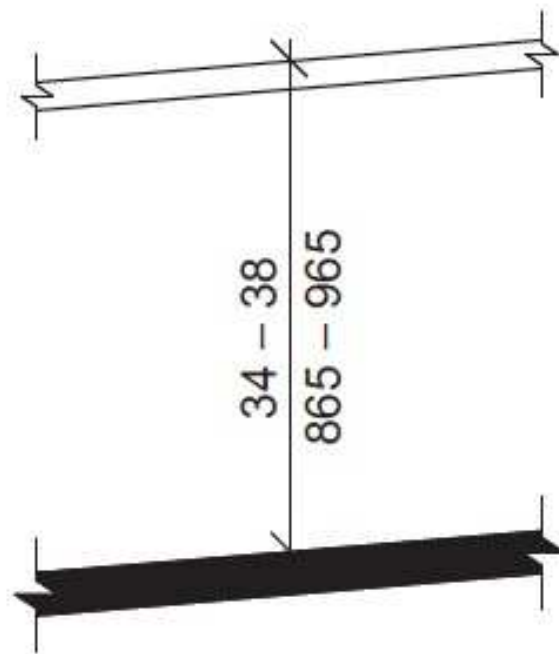
Top of gripping surfaces of handrails shall be 34 inches (865 mm) minimum and 38 inches (965 mm) maximum vertically above walking surfaces, stair nosings, and ramp surfaces. Handrails shall be at a consistent height above walking surfaces, stair nosings, and ramp surfaces.

Citation:

2010 ADAS Section: 505.4

As Built:

Handrails along accessible route is not compliant with 505



Finding #14 Additional Finding Photos



Trail System: Trail

Lat/Long: [42.23705, -83.70966]

Finding: 15

The accessible route on the site has running slopes greater than 5 percent and has not been constructed as a ramp (i.e. handrails, edge protection, etc.).

When the slope in the direction of travel of any walk exceeds 1 unit vertical in 20 units horizontal (5-percent slope), it must be constructed as a ramp. Surface cross slopes must not exceed one unit vertical in 48 units horizontal (2-percent slope).

2010 ADAS Section 403.3

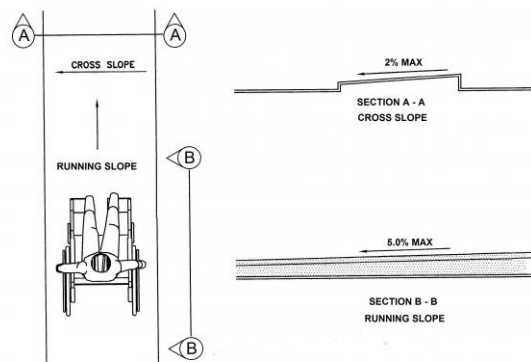
The running slope of walking surfaces shall not be steeper than 1:20. The cross slope of walking surfaces shall not be steeper than 1:48.

Citation:

2010 ADAS Section: 403.3

As Built:

Accessible route has a running slope greater than 5% and is not built as a ramp



Finding #15 Additional Finding Photos



Trail System: Trail

Lat/Long: [42.24249, -83.71227]

Finding: 16

The accessible path of travel has cross slopes greater than 2%.

Surface cross slopes shall not exceed one unit vertical in 48 units horizontal (2-percent slope). When the slope in the direction of travel of any walk exceeds 1 unit vertical in 20 units horizontal (5-percent slope), it must be constructed as a ramp.

2010 ADAS Section 403.3

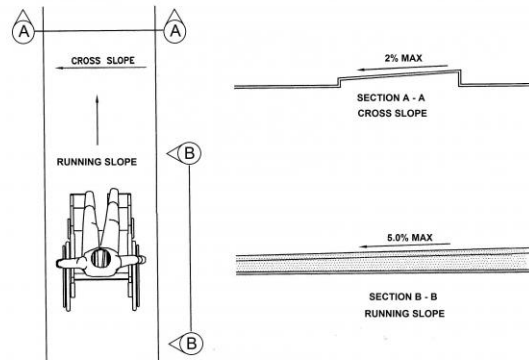
The running slope of walking surfaces shall not be steeper than 1:20. The cross slope of walking surfaces shall not be steeper than 1:48.

Citation:

2010 ADAS Section: 403.3

As Built:

Accessible route has a cross slope greater than 2%



Finding #16 Additional Finding Photos



Trail System: Trail

Lat/Long: [42.24155, -83.7123]

Finding: 17

The accessible path of travel has cross slopes greater than 2%.

Surface cross slopes shall not exceed one unit vertical in 48 units horizontal (2-percent slope). When the slope in the direction of travel of any walk exceeds 1 unit vertical in 20 units horizontal (5-percent slope), it must be constructed as a ramp.

2010 ADAS Section 403.3

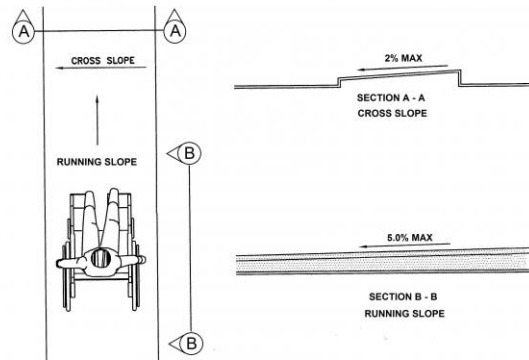
The running slope of walking surfaces shall not be steeper than 1:20. The cross slope of walking surfaces shall not be steeper than 1:48.

Citation:

2010 ADAS Section: 403.3

As Built:

Accessible route has a cross slope greater than 2%



Finding #17 Additional Finding Photos



Trail System: Trail

Lat/Long: [42.24266, -83.71132]

Finding: 18

The accessible route contains loose gravel and/or surface materials that do not provide for a stable, firm slip resistant surface.

Floor and ground surfaces shall be stable, firm, and slip resistant.

2010 ADAS Section 302.1

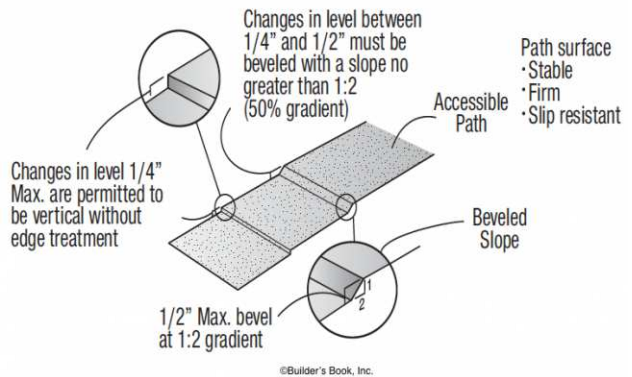
Floor and ground surfaces shall be stable, firm, and slip resistant and shall comply with 302.

Citation:

2010 ADAS Section: 302.1

As Built:

Route does not have a compliant surface



Trail System: Trail

Lat/Long: [42.2428, -83.71101]

Finding: 19

The walkway contains abrupt vertical edges and/or variations over a 1/2 inch.

1/4 inch is the maximum vertical rise. Changes in level between 1/4 inch and 1/2 inch must be beveled at 1:2 or less.

Changes in level greater than 1/2 inch must be by way of a ramp.

2010 ADAS Section 303.3

Changes in level between 1/4 inch (6.4 mm) high minimum and 1/2 inch (13 mm) high maximum shall be beveled with a slope not steeper than 1:2.

2010 ADAS Section 303.2

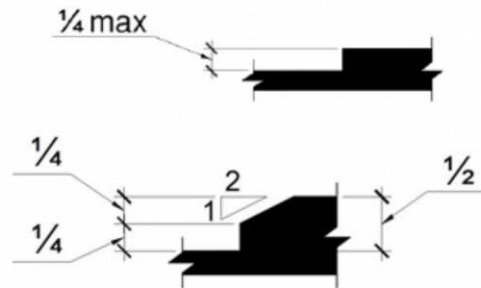
Changes in level of 1/4 inch (6.4 mm) high maximum shall be permitted to be vertical.

Citation:

2010 ADAS Section: 303.3, 303.2

As Built:

Accessible route has non-compliant changes in level



Finding #19 Additional Finding Photos



Trail System: Trail

Lat/Long: [42.24266, -83.71132]

Finding: 20

The accessible route contains loose gravel and/or surface materials that do not provide for a stable, firm slip resistant surface.

Floor and ground surfaces shall be stable, firm, and slip resistant.

2010 ADAS Section 302.1

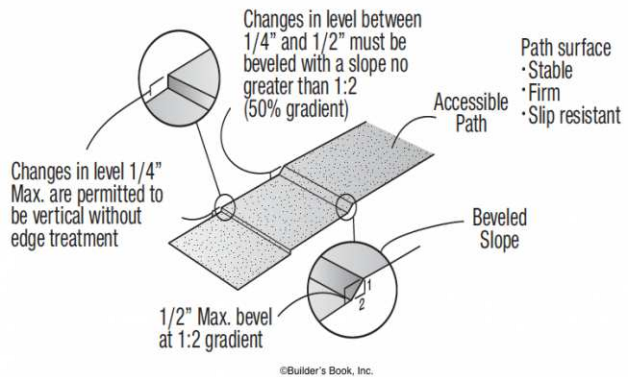
Floor and ground surfaces shall be stable, firm, and slip resistant and shall comply with 302.

Citation:

2010 ADAS Section: 302.1

As Built:

Route does not have a compliant surface



Trail System: Trail

Lat/Long: [42.24024, -83.71342]

Finding: 21 - Trail

The walkway contains abrupt vertical edges and/or variations over a 1/2 inch.

1/4 inch is the maximum vertical rise. Changes in level between 1/4 inch and 1/2 inch must be beveled at 1:2 or less.

Changes in level greater than 1/2 inch must be by way of a ramp.

2010 ADAS Section 303.3

Changes in level between 1/4 inch (6.4 mm) high minimum and 1/2 inch (13 mm) high maximum shall be beveled with a slope not steeper than 1:2.

2010 ADAS Section 303.2

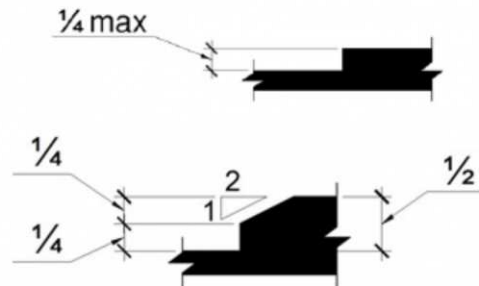
Changes in level of 1/4 inch (6.4 mm) high maximum shall be permitted to be vertical.

Citation:

2010 ADAS Section: 303.3, 303.2

As Built:

Accessible route has non-compliant changes in level



Trail System: Trail

Lat/Long: [42.24302, -83.71024]

Finding: 22 - North Trail

The accessible route has running slopes greater than 5% and has not been constructed as a ramp (i.e. handrails, edge protection, etc.). Cross slopes are greater than 2% across the width of the walk.

When the slope in the direction of travel of any walk exceeds 1 unit vertical in 20 units horizontal (5-percent slope), it must be constructed as a ramp. Surface cross slopes must not exceed 1 unit vertical in 48 units horizontal (2-percent slope).

2010 ADAS Section 403.3

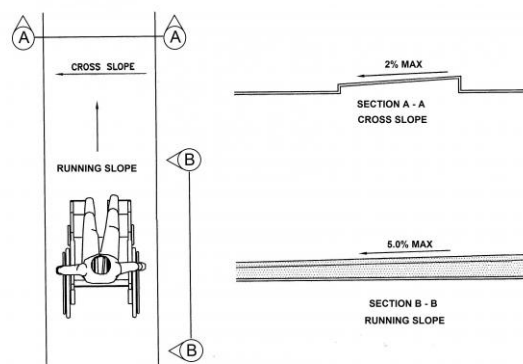
The running slope of walking surfaces shall not be steeper than 1:20. The cross slope of walking surfaces shall not be steeper than 1:48.

Citation:

2010 ADAS Section: 403.3

As Built:

Accessible route has a running slope greater than 5% and is not built as a ramp



Trail System: Trail And Overpass

Lat/Long: [42.23606, -83.71035]

Finding: 23

The path of contains multiple issues and is not accessible.

The path of travel exceeds the maximum allowable cross and running slope requirements. It also contains changes in level and/or gaps that exceed the allowable maximum requirements. The path of travel does not meet the minimum width requirements for clearances, turning spaces, and/or passing spaces. The floor or ground surface is not firm, stable, and slip resistant.

2010 ADAS Section 403.1

Walking surfaces that are a part of an accessible route shall comply with 403.

Citation:

2010 ADAS Section: 403.1

As Built:

Accessible route has multiple violations



Green Space: Picnic Area

Lat/Long: [42.23994, -83.71339]

Finding: 24 - Picnic Table

The walkway contains abrupt vertical edges and/or variations over a 1/2 inch.

1/4 inch is the maximum vertical rise. Changes in level between 1/4 inch and 1/2 inch must be beveled at 1:2 or less.

Changes in level greater than 1/2 inch must be by way of a ramp.

2010 ADAS Section 303.3

Changes in level between 1/4 inch (6.4 mm) high minimum and 1/2 inch (13 mm) high maximum shall be beveled with a slope not steeper than 1:2.

2010 ADAS Section 303.2

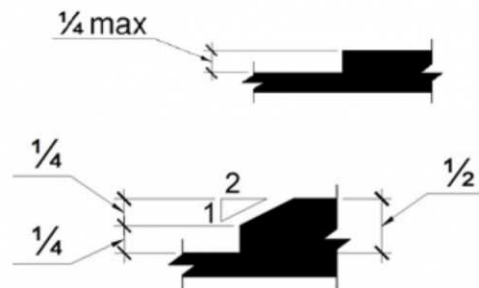
Changes in level of 1/4 inch (6.4 mm) high maximum shall be permitted to be vertical.

Citation:

2010 ADAS Section: 303.3, 303.2

As Built:

Route to picnic table has non-compliant changes in level



Play Area: Playground

Lat/Long: [42.24009, -83.7134]

Finding: 25

The ramps exceeds the maximum running slope (direction of travel) allowable of 8.33%.

Ramps should have the least possible slope but in no case more than 8.3% (1:12).

2010 ADAS Section 405.2

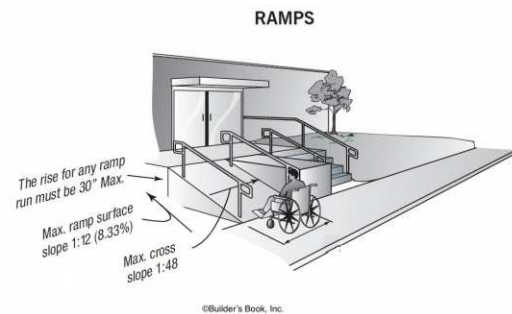
Ramp runs shall have a running slope not steeper than 1:12.

Citation:

2010 ADAS Section: 405.2

As Built:

Ramp to play area has a slope greater than 8.33%



Finding #25 Additional Finding Photos



Play Area: Swing

Lat/Long: [42.24011, -83.71331]

Finding: 26 - Ada Swing

The entry point or seat is not within the compliant range above the ground.

Were play components require transfer to entry points or seats, the entry points or seats shall be 11 inches minimum and 24 inches maximum from the clear floor or ground space.

2010 ADAS Section 1008.4.4

Where play components require transfer to entry points or seats, the entry points or seats shall be 11 inches (280 mm) minimum and 24 inches (610 mm) maximum from the clear floor or ground space.

Citation:

2010 ADAS Section: 1008.4.4

As Built:

The entry point to the swing is higher than 24 inches



Basketball Court: Route

Lat/Long: [42.23989, -83.71169]

Finding: 27

The route contains openings greater than 1/2 inch.

Openings in floor or ground surfaces shall not allow passage of a sphere more than 1/2 inch diameter. Elongated openings shall be placed so that the long dimension is perpendicular to the dominant direction of travel.

2010 ADAS Section 302.3

Openings in floor or ground surfaces shall not allow passage of a sphere more than 1/2 inch (13 mm) diameter except as allowed in 407.4.3, 409.4.3, 410.4, 810.5.3 and 810.10. Elongated openings shall be placed so that the long dimension is perpendicular to the dominant direction of travel.

Citation:

2010 ADAS Section: 302.3

As Built:

horizontal opening between trail and basketball court



Disc Golf: Route

Lat/Long: [42.24026, -83.71301]

Finding: 28 - Route

The accessible route contains loose gravel and/or surface materials that do not provide for a stable, firm slip resistant surface.

Floor and ground surfaces shall be stable, firm, and slip resistant.

2010 ADAS Section 302.1

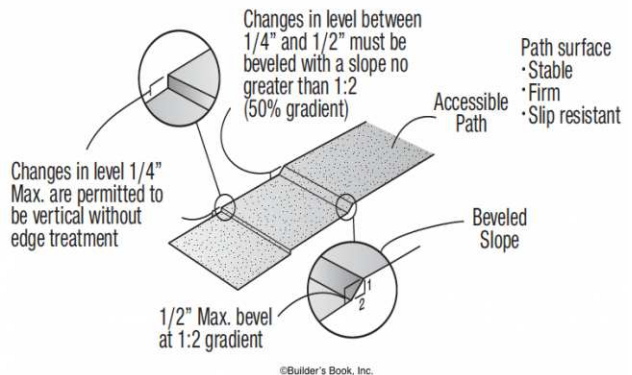
Floor and ground surfaces shall be stable, firm, and slip resistant and shall comply with 302.

Citation:

2010 ADAS Section: 302.1

As Built:

Route does not have a compliant surface; grass is non-compliant



Interpretive Signage: Sign

Lat/Long: [42.24209, -83.71208]

Finding: 29 - Sign

There is no accessible route to the element.

At least one accessible route shall connect accessible buildings, accessible facilities, accessible elements, and accessible spaces that are on the same site.

2010 ADAS Section 206.2.2

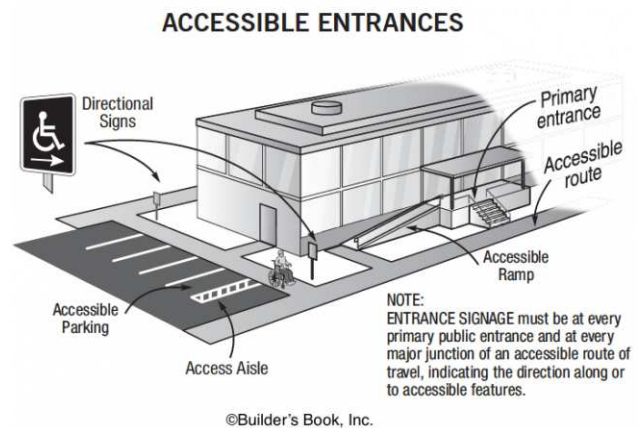
At least one accessible route shall connect accessible buildings, accessible facilities, accessible elements, and accessible spaces that are on the same site.

Citation:


2010 ADAS Section: 206.2.2

As Built:

Accessible route not provided to informational sign



Finding #29 Additional Finding Photos



Interpretive Signage: Sign

Lat/Long: [42.23964, -83.70882]

Finding: 30 - Sign

The sign providing directional and information is noncompliant.

Signs that identify, direct to or give information about accessible elements and features of a building or site, shall have a non-glare finish, contrast with their background, be selected from fonts where the width of the uppercase letter "O" is 55 percent minimum and 110 percent maximum of the height of the uppercase letter "I". Characters shall be uppercase or lowercase or a combination of both, conventional in form and shall not be italic, oblique, script, highly decorative, or of other unusual forms and be sized according to the viewing distance.

2010 ADAS Section 216.3

Signs that provide direction to or information about interior spaces and facilities of the site shall comply with 703.5.

Citation:

2010 ADAS Section: 216.3

As Built:

Sign is non-compliant



Interpretive Signage: Sign

Lat/Long: [42.24096, -83.71328]

Finding: 31 - Wetland Sign

The sign providing directional and information is noncompliant.

Signs that identify, direct to or give information about accessible elements and features of a building or site, shall have a non-glare finish, contrast with their background, be selected from fonts where the width of the uppercase letter "O" is 55 percent minimum and 110 percent maximum of the height of the uppercase letter "I". Characters shall be uppercase or lowercase or a combination of both, conventional in form and shall not be italic, oblique, script, highly decorative, or of other unusual forms and be sized according to the viewing distance.

2010 ADAS Section 216.3

Signs that provide direction to or information about interior spaces and facilities of the site shall comply with 703.5.

Citation:

2010 ADAS Section: 216.3

As Built:

Wetland sign is non-compliant



Interpretive Signage: Sign

Lat/Long: [42.24203, -83.71247]

Finding: 32 - Sign 2

There is no accessible route to the element.

At least one accessible route shall connect accessible buildings, accessible facilities, accessible elements, and accessible spaces that are on the same site.

2010 ADAS Section 206.2.2

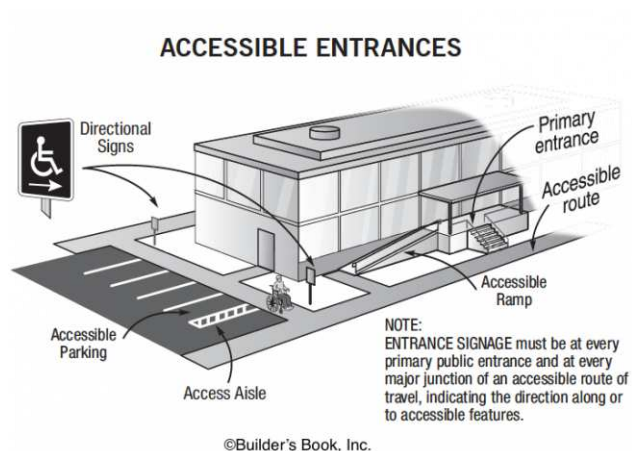
At least one accessible route shall connect accessible buildings, accessible facilities, accessible elements, and accessible spaces that are on the same site.

Citation:

2010 ADAS Section: 206.2.2

As Built:

Accessible route not provided to informational sign



Interpretive Signage: Sign

Lat/Long: [42.24223, -83.71317]

Finding: 33 - Sign3

There is no accessible route to the element.

At least one accessible route shall connect accessible buildings, accessible facilities, accessible elements, and accessible spaces that are on the same site.

2010 ADAS Section 206.2.2

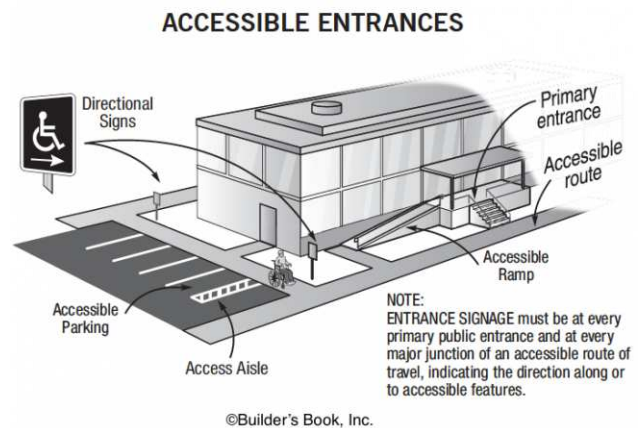
At least one accessible route shall connect accessible buildings, accessible facilities, accessible elements, and accessible spaces that are on the same site.

Citation:

2010 ADAS Section: 206.2.2

As Built:

Accessible route not provided to informational sign



Interpretive Signage: Sign

Lat/Long: [42.23996, -83.71351]

Finding: 34 - Sign 4

The sign providing directional and information is noncompliant.

Signs that identify, direct to or give information about accessible elements and features of a building or site, shall have a non-glare finish, contrast with their background, be selected from fonts where the width of the uppercase letter "O" is 55 percent minimum and 110 percent maximum of the height of the uppercase letter "I". Characters shall be uppercase or lowercase or a combination of both, conventional in form and shall not be italic, oblique, script, highly decorative, or of other unusual forms and be sized according to the viewing distance.

2010 ADAS Section 216.3

Signs that provide direction to or information about interior spaces and facilities of the site shall comply with 703.5.

Citation:

2010 ADAS Section: 216.3

As Built:

Sign is non-compliant



Site Accessibility Evaluation



Maryfield Wildwood Park
1705 LINWOOD AVE
Old Fourth Ward, MI 48104
ADA Only

Inspection Date: 07/11/2022

Inspectors: Aileen Dryden, Arturo Pinero, Jesus Lardizabal, Juvelyn Owen, Olaf Brunjes

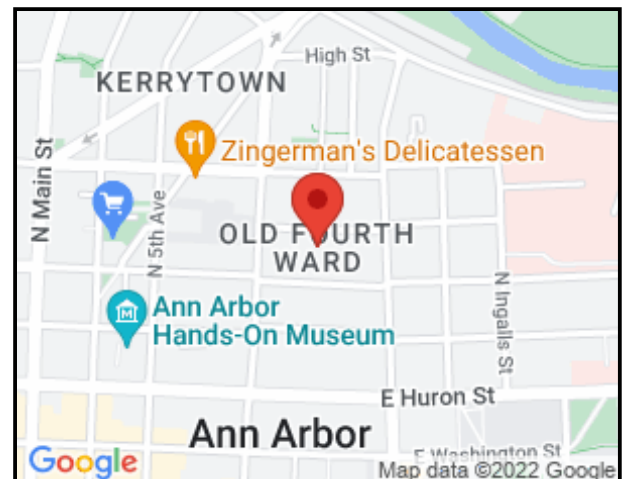
Prepared By



(512) 410 - 7059

alturalp.com

Report Date: 11/09/2022



DNR Accessibility Grading System for Parks and Recreation Facilities

Accessibility Grade

Definition

1

None of the facilities meet accessibility guidelines

2

Some facilities meet accessibility guidelines

3

Most facilities meet accessibility guidelines

4

The entire park meets accessibility guidelines

5

The entire park was developed using the principles of universal design

Trail System: Trail

Lat/Long: [42.2837, -83.77049]

Finding: 1

The little library is positioned too high for either a side or front approach.

Where a clear floor or ground space allows a parallel or front approach and the side reach is unobstructed, the high side reach shall be 48 inches maximum above the finish floor or ground and the low side reach shall be 15 inches minimum above the finish floor or ground.

2010 ADAS Section 308.2.1

Where a forward reach is unobstructed, the high forward reach shall be 48 inches (1220 mm) maximum and the low forward reach shall be 15 inches (380 mm) minimum above the finish floor or ground.

2010 ADAS Section 308.3.1

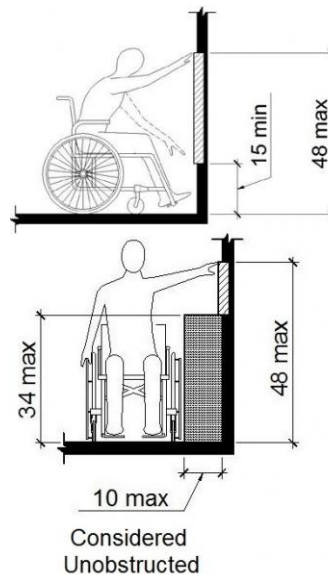
Where a clear floor or ground space allows a parallel approach to an element and the side reach is unobstructed, the high side reach shall be 48 inches (1220 mm) maximum and the low side reach shall be 15 inches (380 mm) minimum above the finish floor or ground.

Citation:

2010 ADAS Section: 308.2.1, 308.3.1

As Built:

Library box is not installed within reach range



Trail System: Trail

Lat/Long: [42.28392, -83.77022]

Finding: 2

The accessible route has running slopes greater than 5% and has not been constructed as a ramp (i.e. handrails, edge protection, etc.). Cross slopes are greater than 2% across the width of the walk.

When the slope in the direction of travel of any walk exceeds 1 unit vertical in 20 units horizontal (5-percent slope), it must be constructed as a ramp. Surface cross slopes must not exceed 1 unit vertical in 48 units horizontal (2-percent slope).

2010 ADAS Section 403.3

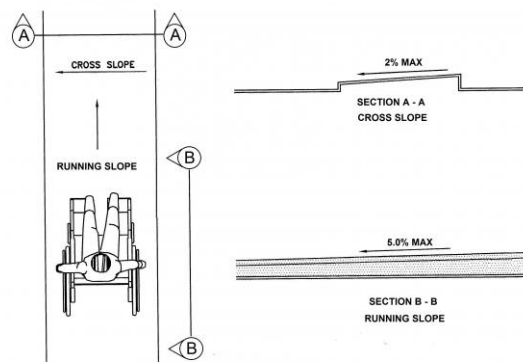
The running slope of walking surfaces shall not be steeper than 1:20. The cross slope of walking surfaces shall not be steeper than 1:48.

Citation:

2010 ADAS Section: 403.3

As Built:

Accessible route has excessive running and cross slope



Green Space: Exercise Equipment

Lat/Long: [42.28422, -83.77071]

Wheel: N/A, Direction: NW

Finding: 3

There is no accessible route to the element.

At least one accessible route shall connect accessible buildings, accessible facilities, accessible elements, and accessible spaces that are on the same site.

2010 ADAS Section 206.2.2

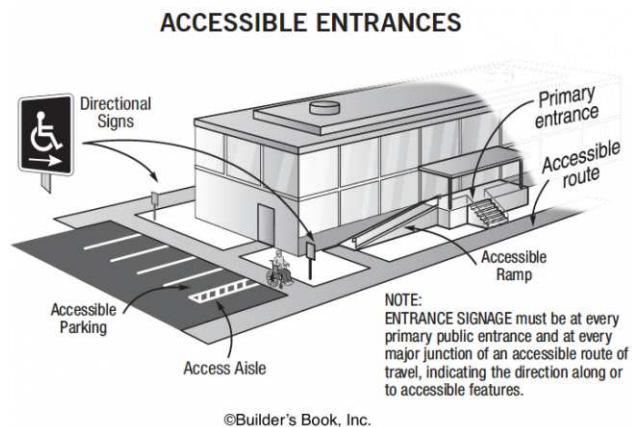

At least one accessible route shall connect accessible buildings, accessible facilities, accessible elements, and accessible spaces that are on the same site.

Citation:

2010 ADAS Section: 206.2.2

As Built:

No route to court



Play Area: Playground

Lat/Long: [42.28351, -83.77029]

Finding: 4

There is no accessible route to the picnic table.

At least one accessible route shall connect accessible buildings, accessible facilities, accessible elements, and accessible spaces that are on the same site.

2010 ADAS Section 206.2.2

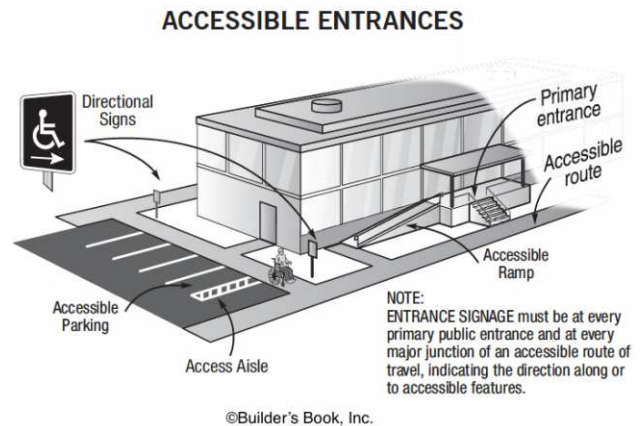
At least one accessible route shall connect accessible buildings, accessible facilities, accessible elements, and accessible spaces that are on the same site.

Citation:

2010 ADAS Section: 206.2.2

As Built:

Picnic table is not on an accessible route



Play Area: Playground

Lat/Long: [42.28402, -83.77048]

Finding: 5

Compliance with ASTM F1951 for accessibility for ground surfaces on accessible routes, clear floor or ground spaces, and turning spaces has not been determined.

Ground surfaces shall comply with ASTM F 1951. Ground surfaces shall be inspected and maintained regularly and frequently to ensure continued compliance with ASTM F 1951.

2010 ADAS Section 1008.2.6.1

Ground surfaces shall comply with ASTM F 1951 (incorporated by reference, see "Referenced Standards" in Chapter 1). Ground surfaces shall be inspected and maintained regularly and frequently to ensure continued compliance with ASTM F 1951.

Citation:

2010 ADAS Section: 1008.2.6.1

As Built:

Play area needs proper maintenance and mulch



Finding #5 Additional Finding Photos



Volleyball Court

Lat/Long: [42.284, -83.77037]

Finding: 6

There is no accessible route to the volleyball court.

At least one accessible route shall connect accessible buildings, accessible facilities, accessible elements, and accessible spaces that are on the same site.

2010 ADAS Section 206.2.2

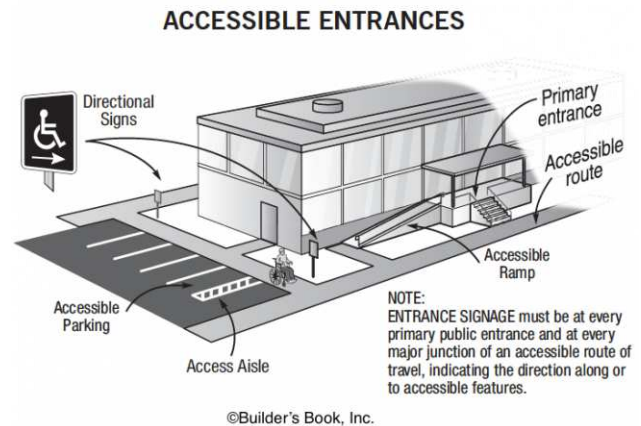
At least one accessible route shall connect accessible buildings, accessible facilities, accessible elements, and accessible spaces that are on the same site.

Citation:

2010 ADAS Section: 206.2.2

As Built:

There is no accessible route to the volleyball court



Site Accessibility Evaluation



Meadowbrook Park
1605 NORTHBROOK DR
Old Fourth Ward, MI 48104
ADA Only

Inspection Date: 07/11/2022

Inspectors: Aileen Dryden, Arturo Pinero, Jesus Lardizabal, Juvelyn Owen, Olaf Brunjes

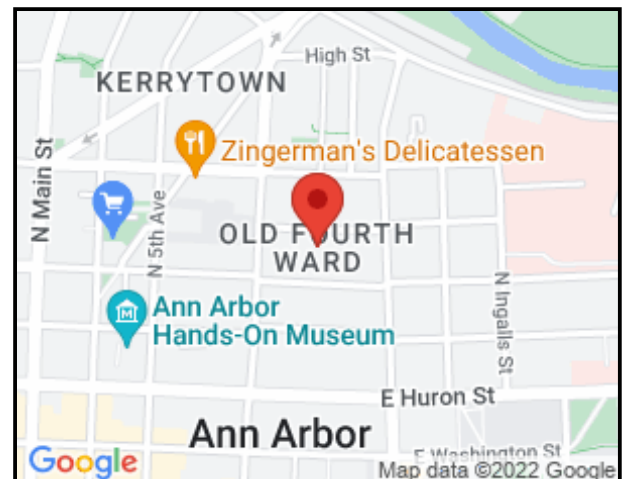
Prepared By



(512) 410 - 7059

alturalp.com

Report Date: 11/09/2022



DNR Accessibility Grading System for Parks and Recreation Facilities

Accessibility Grade

Definition

1

None of the facilities meet accessibility guidelines

2

Some facilities meet accessibility guidelines

3

Most facilities meet accessibility guidelines

4

The entire park meets accessibility guidelines

5

The entire park was developed using the principles of universal design

Trail System: Trail

Lat/Long: [42.2497, -83.76332]

Finding: 1

The accessible route on the site has running slopes greater than 5 percent and has not been constructed as a ramp (i.e. handrails, edge protection, etc.).

When the slope in the direction of travel of any walk exceeds 1 unit vertical in 20 units horizontal (5-percent slope), it must be constructed as a ramp. Surface cross slopes must not exceed one unit vertical in 48 units horizontal (2-percent slope).

2010 ADAS Section 403.3

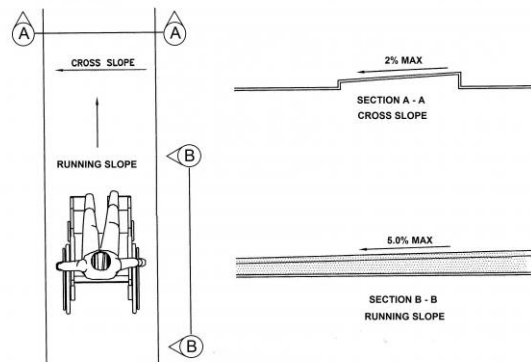
The running slope of walking surfaces shall not be steeper than 1:20. The cross slope of walking surfaces shall not be steeper than 1:48.

Citation:

2010 ADAS Section: 403.3

As Built:

Running slope to basketball court is 10% and greater



Trail System: Trail

Lat/Long: [42.24957, -83.76398]

Finding: 2

The path of contains multiple issues and is not accessible.

The path of travel exceeds the maximum allowable cross and running slope requirements. It also contains changes in level and/or gaps that exceed the allowable maximum requirements. The path of travel does not meet the minimum width requirements for clearances, turning spaces, and/or passing spaces. The floor or ground surface is not firm, stable, and slip resistant.

2010 ADAS Section 403.1

Walking surfaces that are a part of an accessible route shall comply with 403.

Citation:

2010 ADAS Section: 403.1

As Built:

Cracks and vegetation along accessible route



Green Space: Picnic Area

Lat/Long: [42.24961, -83.76369]

Finding: 3

There is no accessible route to the element.

At least one accessible route shall connect accessible buildings, accessible facilities, accessible elements, and accessible spaces that are on the same site.

2010 ADAS Section 206.2.2

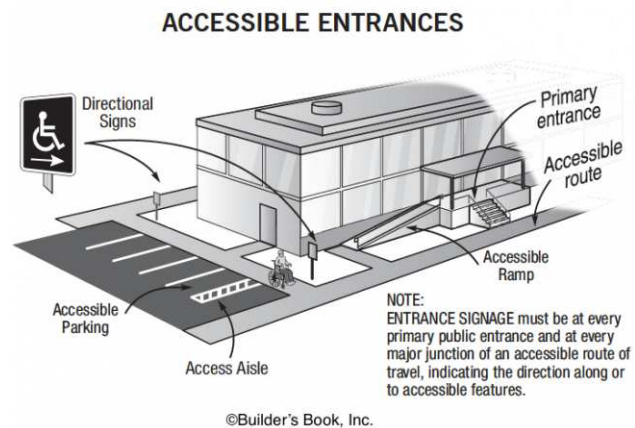
At least one accessible route shall connect accessible buildings, accessible facilities, accessible elements, and accessible spaces that are on the same site.

Citation:

2010 ADAS Section: 206.2.2

As Built:

No accessible route provided to picnic table



Green Space: Picnic Area

Lat/Long: [42.24968, -83.76347]

Finding: 4

Compliant knee and toe clearance is not provided at the table.

When seating for persons in wheelchairs is provided at fixed tables or counters, knee spaces at least 27 inches high, 30 inches wide and 17 inches deep shall be provided.

2010 ADAS Section 902.2

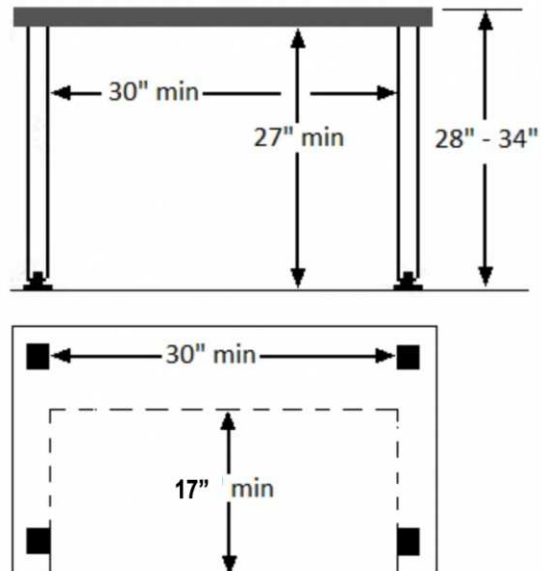
A clear floor space complying with 305 positioned for a forward approach shall be provided. Knee and toe clearance complying with 306 shall be provided.

Citation:

2010 ADAS Section: 902.2

As Built:

Picnic table does not have a compliant wheelchair space; 26" vertical knee clearance



Play Area: Sand Pit

Lat/Long: [42.24976, -83.76365]

Finding: 5

There is no accessible route to the element.

At least one accessible route shall connect accessible buildings, accessible facilities, accessible elements, and accessible spaces that are on the same site.

2010 ADAS Section 206.2.2

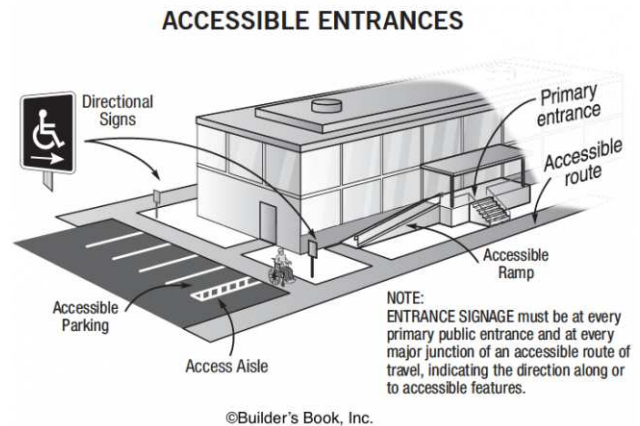
At least one accessible route shall connect accessible buildings, accessible facilities, accessible elements, and accessible spaces that are on the same site.

Citation:


2010 ADAS Section: 206.2.2

As Built:

No accessible route to sand pit.



Site Accessibility Evaluation



**Mill Creek Park
3000 Chelsea Cir
Bryant Pattengill East, MI 48108
ADA Only**

Inspection Date: 05/23/2022

Inspectors: Aileen Dryden, Arturo Pinero

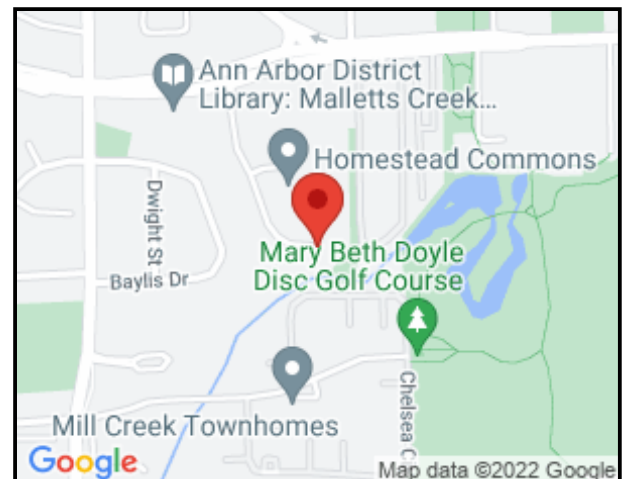
Prepared By



(512) 410 - 7059

alturalp.com

Report Date: 11/09/2022



DNR Accessibility Grading System for Parks and Recreation Facilities

Accessibility Grade

Definition

1

None of the facilities meet accessibility guidelines

2

Some facilities meet accessibility guidelines

3

Most facilities meet accessibility guidelines

4

The entire park meets accessibility guidelines

5

The entire park was developed using the principles of universal design

Site Accessibility Evaluation



**Miller Nature
1705 Miller Ave
Ann Arbor, MI 48103
ADA Only**

Inspection Date: 07/11/2022

Inspectors: Aileen Dryden, Arturo Pinero, Jesus Lardizabal, Juvelyn Owen, Olaf Brunjes

Prepared By



(512) 410 - 7059

alturalp.com

Report Date: 11/15/2022



DNR Accessibility Grading System for Parks and Recreation Facilities

Accessibility Grade

Definition

1

None of the facilities meet accessibility guidelines

2

Some facilities meet accessibility guidelines

3

Most facilities meet accessibility guidelines

4

The entire park meets accessibility guidelines

5

The entire park was developed using the principles of universal design

Site Accessibility Evaluation



Mixtwood Pomona Park
1145 MIXTWOOD RD
Old Fourth Ward, MI 48104
ADA Only

Inspection Date: 07/11/2022

Inspectors: Aileen Dryden, Arturo Pinero, Jesus Lardizabal, Juvelyn Owen, Olaf Brunjes

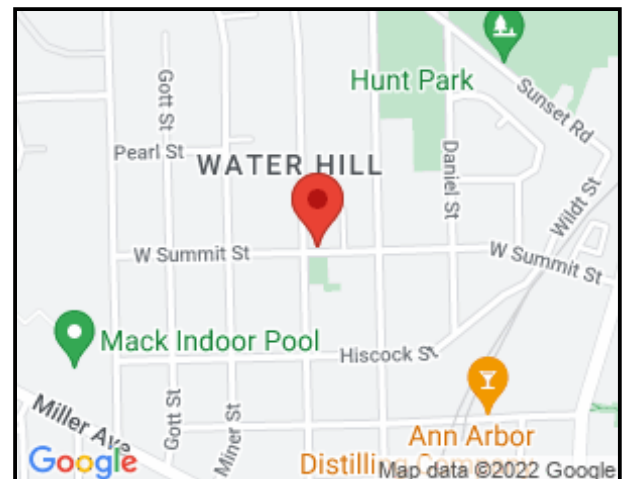
Prepared By



(512) 410 - 7059

alturalp.com

Report Date: 11/09/2022



DNR Accessibility Grading System for Parks and Recreation Facilities

Accessibility Grade

Definition

1

None of the facilities meet accessibility guidelines

2

Some facilities meet accessibility guidelines

3

Most facilities meet accessibility guidelines

4

The entire park meets accessibility guidelines

5

The entire park was developed using the principles of universal design

Play Area: Small Play Area

Lat/Long: [42.29094, -83.76215]

Finding: 1

There is no accessible route to the element.

At least one accessible route shall connect accessible buildings, accessible facilities, accessible elements, and accessible spaces that are on the same site.

2010 ADAS Section 206.2.2

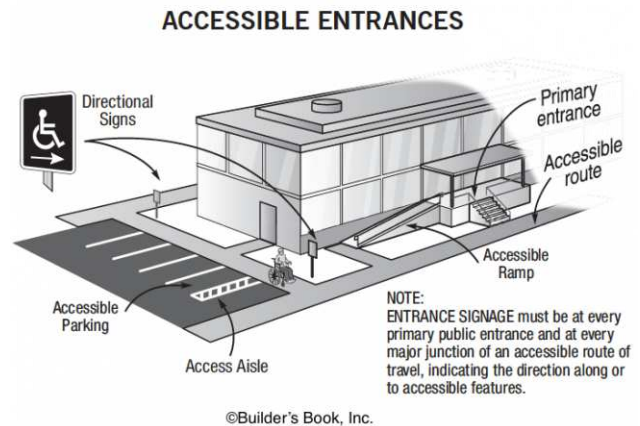
At least one accessible route shall connect accessible buildings, accessible facilities, accessible elements, and accessible spaces that are on the same site.

Citation:

2010 ADAS Section: 206.2.2

As Built:

No accessible route to play area.



Play Area: Large Play Area

Lat/Long: [42.29102, -83.76209]

Finding: 2

Compliance with ASTM F1951 for accessibility for ground surfaces on accessible routes, clear floor or ground spaces, and turning spaces has not been determined.

Ground surfaces shall comply with ASTM F 1951. Ground surfaces shall be inspected and maintained regularly and frequently to ensure continued compliance with ASTM F 1951.

2010 ADAS Section 1008.2.6.1

Ground surfaces shall comply with ASTM F 1951 (incorporated by reference, see "Referenced Standards" in Chapter 1). Ground surfaces shall be inspected and maintained regularly and frequently to ensure continued compliance with ASTM F 1951.

Citation:

2010 ADAS Section: 1008.2.6.1

As Built:

Non compliant surface in play area



Finding #2 Additional Finding Photos



Play Area: Large Play Area

Lat/Long: [42.29097, -83.76207]

Finding: 3

There is no accessible route to the element.

At least one accessible route shall connect accessible buildings, accessible facilities, accessible elements, and accessible spaces that are on the same site.

2010 ADAS Section 206.2.2

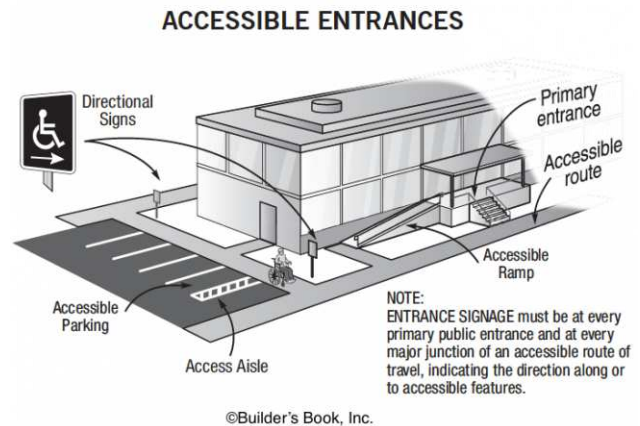
At least one accessible route shall connect accessible buildings, accessible facilities, accessible elements, and accessible spaces that are on the same site.

Citation:

2010 ADAS Section: 206.2.2

As Built:

No accessible route to play area; vertical change in level greater than 1/2-inch



Site Accessibility Evaluation



Molin Nature Area

2118 COLUMBIA AVE

Old Fourth Ward, MI 48104

ADA Only

Inspection Date: 05/23/2022

Inspectors: Aileen Dryden, Arturo Pinero

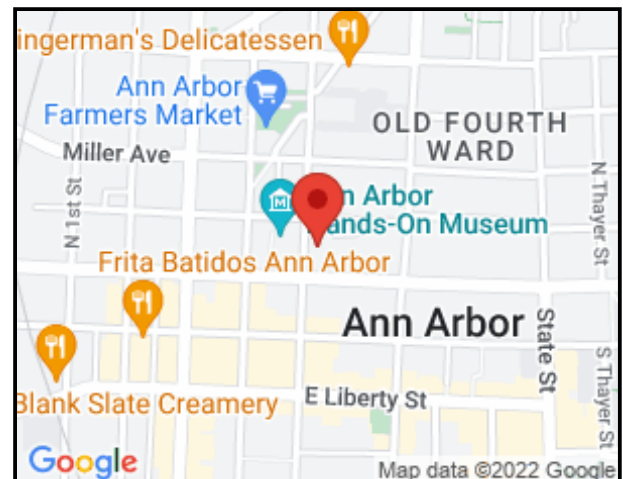
Prepared By



(512) 410 - 7059

alturalp.com

Report Date: 11/09/2022



DNR Accessibility Grading System for Parks and Recreation Facilities

Accessibility Grade

Definition

1

None of the facilities meet accessibility guidelines

2

Some facilities meet accessibility guidelines

3

Most facilities meet accessibility guidelines

4

The entire park meets accessibility guidelines

5

The entire park was developed using the principles of universal design

Site Accessibility Evaluation



**Museum on Main
500 N Main St
Kerrytown, MI 48104
ADA Only**

Inspection Date: 05/23/2022

Inspectors: Aileen Dryden, Arturo Pinero

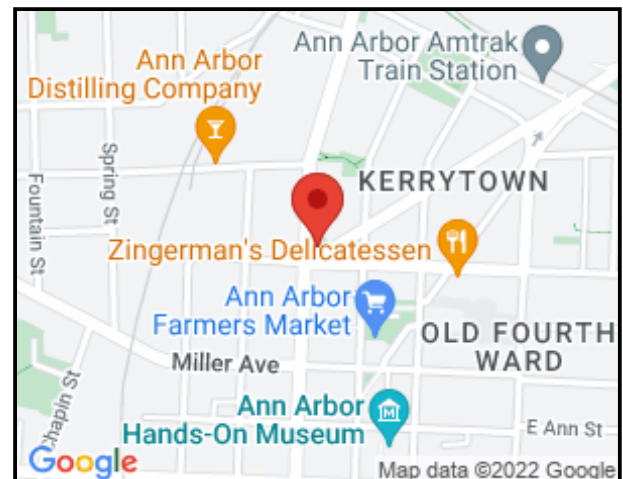
Prepared By



(512) 410 - 7059

alturalp.com

Report Date: 11/09/2022



DNR Accessibility Grading System for Parks and Recreation Facilities

Accessibility Grade

Definition

1

None of the facilities meet accessibility guidelines

2

Some facilities meet accessibility guidelines

3

Most facilities meet accessibility guidelines

4

The entire park meets accessibility guidelines

5

The entire park was developed using the principles of universal design

Trail System: Trail

Lat/Long: [42.28507, -83.7483]

Finding: 1 - Route

The route contains openings greater than 1/2 inch.

Openings in floor or ground surfaces shall not allow passage of a sphere more than 1/2 inch diameter. Elongated openings shall be placed so that the long dimension is perpendicular to the dominant direction of travel.

2010 ADAS Section 302.3

Openings in floor or ground surfaces shall not allow passage of a sphere more than 1/2 inch (13 mm) diameter except as allowed in 407.4.3, 409.4.3, 410.4, 810.5.3 and 810.10. Elongated openings shall be placed so that the long dimension is perpendicular to the dominant direction of travel.

Citation:

2010 ADAS Section: 302.3

As Built:

Two surface openings to enter the park



Site Accessibility Evaluation



Mushroom Park
1800 WALTHAM DR
Old Fourth Ward, MI 48104
ADA Only
Inspection Date: 07/11/2022

Inspectors: Aileen Dryden, Arturo Pinero, Jesus Lardizabal, Juvelyn Owen, Olaf Brunjes

Prepared By



(512) 410 - 7059

alturalp.com

Report Date: 11/09/2022



DNR Accessibility Grading System for Parks and Recreation Facilities

Accessibility Grade

Definition

1

None of the facilities meet accessibility guidelines

2

Some facilities meet accessibility guidelines

3

Most facilities meet accessibility guidelines

4

The entire park meets accessibility guidelines

5

The entire park was developed using the principles of universal design

Trail System: Trail

Lat/Long: [42.25792, -83.77705]

Finding: 1

The walkway contains abrupt vertical edges and/or variations over 1/4 inch.

1/4 inch is the maximum vertical rise. Changes in level between 1/4 inch and 1/2 inch must be beveled at 1:2 or less.

Changes in level greater than 1/2 inch must be by way of a ramp.

2010 ADAS Section 303.3

Changes in level between 1/4 inch (6.4 mm) high minimum and 1/2 inch (13 mm) high maximum shall be beveled with a slope not steeper than 1:2.

2010 ADAS Section 303.2

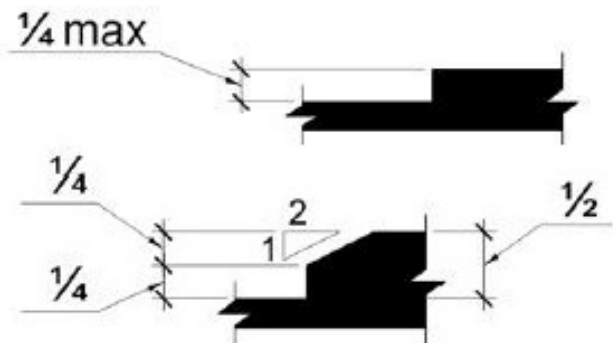
Changes in level of 1/4 inch (6.4 mm) high maximum shall be permitted to be vertical.

Citation:

2010 ADAS Section: 303.3, 303.2

As Built:

Vegetation on accessible route creates vertical changes in level



Trail System: Trail

Lat/Long: [42.25777, -83.77557]

Finding: 2

The accessible route on the site has running slopes greater than 5 percent and has not been constructed as a ramp (i.e. handrails, edge protection, etc.).

When the slope in the direction of travel of any walk exceeds 1 unit vertical in 20 units horizontal (5-percent slope), it must be constructed as a ramp. Surface cross slopes must not exceed one unit vertical in 48 units horizontal (2-percent slope).

2010 ADAS Section 403.3

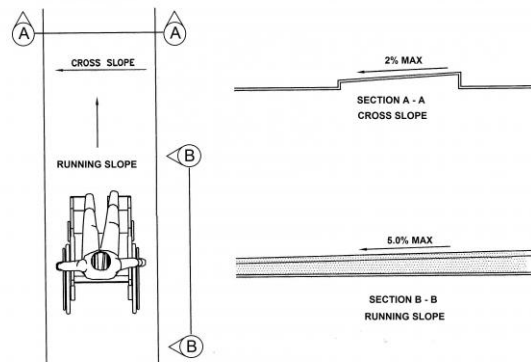

The running slope of walking surfaces shall not be steeper than 1:20. The cross slope of walking surfaces shall not be steeper than 1:48.

Citation:

2010 ADAS Section: 403.3

As Built:

Running slope is up to 13%



Green Space: Picnic Area

Lat/Long: [42.25805, -83.77689]

Finding: 3

The accessible path of travel has cross slopes greater than 2%.

Surface cross slopes shall not exceed one unit vertical in 48 units horizontal (2-percent slope). When the slope in the direction of travel of any walk exceeds 1 unit vertical in 20 units horizontal (5-percent slope), it must be constructed as a ramp.

2010 ADAS Section 403.3

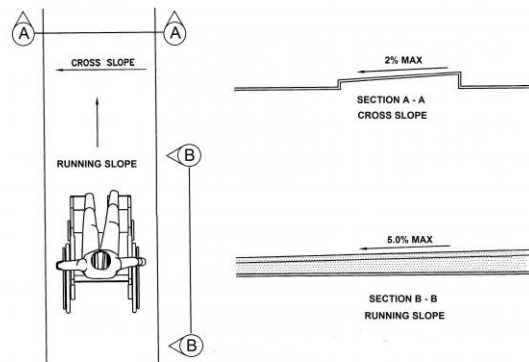
The running slope of walking surfaces shall not be steeper than 1:20. The cross slope of walking surfaces shall not be steeper than 1:48.

Citation:

2010 ADAS Section: 403.3

As Built:

Route to the picnic table and the clear floor space have a slope of 4%



Green Space: Picnic Area

Lat/Long: [42.25821, -83.7768]

Finding: 4

The table projects more than 4 inches into the circulation path.

Wall-mounted objects that have leading edges between 27 inches and 80 inches from the floor must not project more than 4 inches into the circulation path. Protruding objects that extend to the floor or within 27 inches of the floor are cane detectable and are therefore not hazardous. Where it is necessary or desirable to have objects protrude from the wall, a manner of cane detection must be provided.

2010 ADAS Section 307.2

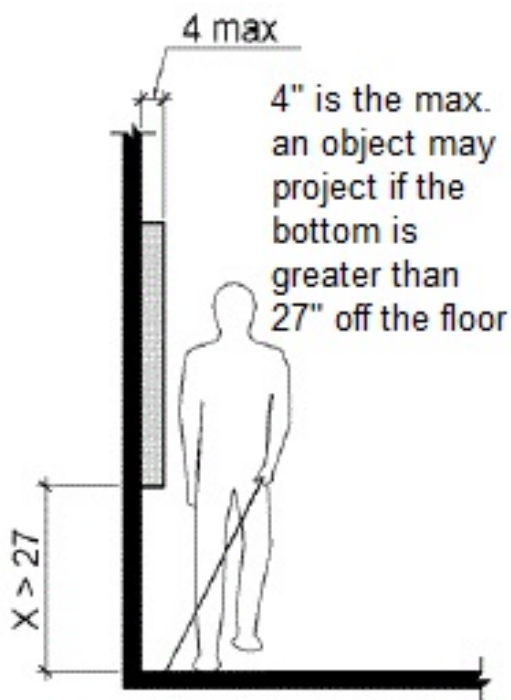
Objects with leading edges more than 27 inches (685 mm) and not more than 80 inches (2030 mm) above the finish floor or ground shall protrude 4 inches (100 mm) maximum horizontally into the circulation path.

Citation:

2010 ADAS Section: 307.2

As Built:

Tabletop is protruding



Play Area: Large Play Area

Lat/Long: [42.25785, -83.77689]

Finding: 5

There is no accessible route to the element.

At least one accessible route shall connect accessible buildings, accessible facilities, accessible elements, and accessible spaces that are on the same site.

2010 ADAS Section 206.2.2

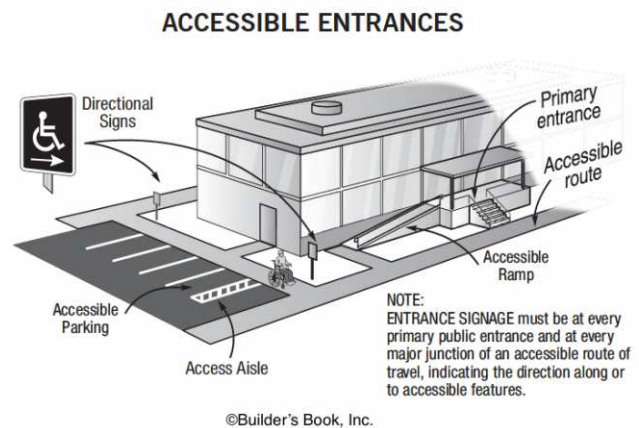
At least one accessible route shall connect accessible buildings, accessible facilities, accessible elements, and accessible spaces that are on the same site.

Citation:

2010 ADAS Section: 206.2.2

As Built:

No accessible route to play area.



Play Area: Small Play Area

Lat/Long: [42.2583, -83.77623]

Finding: 6

There is no accessible route to the element.

At least one accessible route shall connect accessible buildings, accessible facilities, accessible elements, and accessible spaces that are on the same site.

2010 ADAS Section 206.2.2

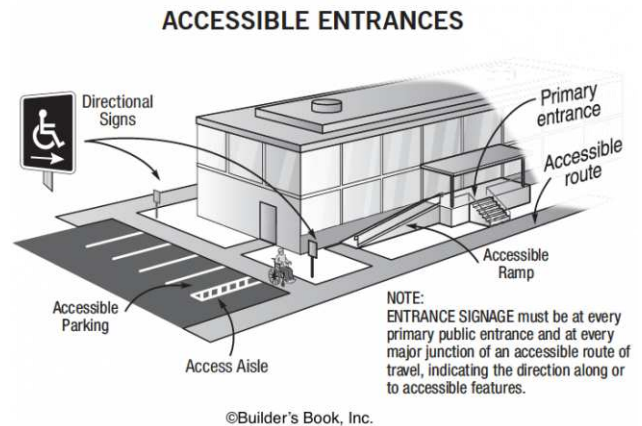
At least one accessible route shall connect accessible buildings, accessible facilities, accessible elements, and accessible spaces that are on the same site.

Citation:

2010 ADAS Section: 206.2.2

As Built:

No accessible route to play area.



Play Area: Mishroom Play Area

Lat/Long: [42.25809, -83.77578]

Finding: 7

There is no accessible route to the element.

At least one accessible route shall connect accessible buildings, accessible facilities, accessible elements, and accessible spaces that are on the same site.

2010 ADAS Section 206.2.2

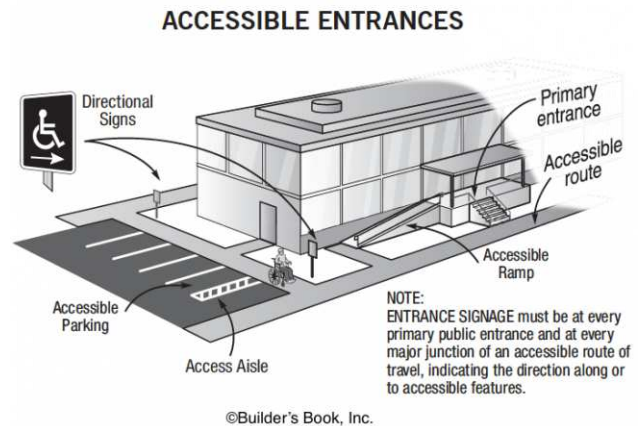
At least one accessible route shall connect accessible buildings, accessible facilities, accessible elements, and accessible spaces that are on the same site.

Citation:

2010 ADAS Section: 206.2.2

As Built:

No accessible route to play area.



Play Area: Globe Play Area

Lat/Long: [42.25809, -83.77578]

Finding: 8

There is no accessible route to the element.

At least one accessible route shall connect accessible buildings, accessible facilities, accessible elements, and accessible spaces that are on the same site.

2010 ADAS Section 206.2.2

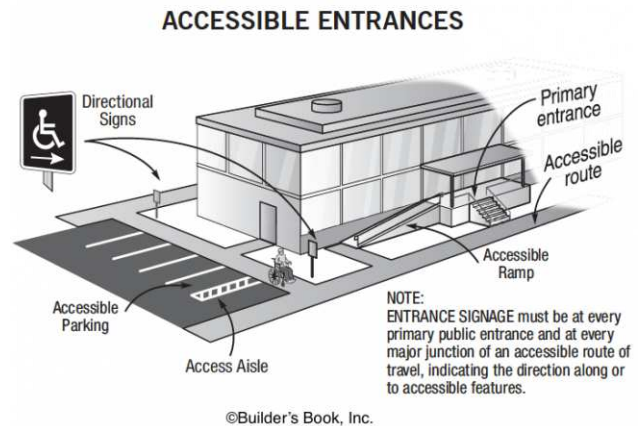
At least one accessible route shall connect accessible buildings, accessible facilities, accessible elements, and accessible spaces that are on the same site.

Citation:

2010 ADAS Section: 206.2.2

As Built:

No accessible route to play area.



Site Accessibility Evaluation



Narrow Gauge Way Nature Area
3500 Narrow Gauge Parkway
Old Fourth Ward, MI 48104
ADA Only

Inspection Date: 05/23/2022

Inspectors: Aileen Dryden, Arturo Pinero

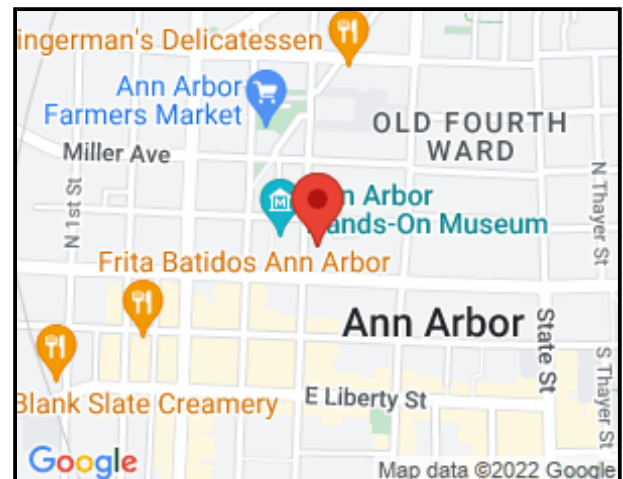
Prepared By



(512) 410 - 7059

alturalp.com

Report Date: 11/15/2022



DNR Accessibility Grading System for Parks and Recreation Facilities

Accessibility Grade

Definition

1

None of the facilities meet accessibility guidelines

2

Some facilities meet accessibility guidelines

3

Most facilities meet accessibility guidelines

4

The entire park meets accessibility guidelines

5

The entire park was developed using the principles of universal design

Site Accessibility Evaluation



**Newport Creek Nature
1523 Newport Creek Dr
Wines, MI 48103
ADA Only**

Inspection Date: 07/11/2022

Inspectors: Aileen Dryden, Arturo Pinero, Jesus Lardizabal, Juvelyn Owen, Olaf Brunjes

Prepared By



(512) 410 - 7059

alturalp.com

Report Date: 11/09/2022



DNR Accessibility Grading System for Parks and Recreation Facilities

Accessibility Grade

Definition

1

None of the facilities meet accessibility guidelines

2

Some facilities meet accessibility guidelines

3

Most facilities meet accessibility guidelines

4

The entire park meets accessibility guidelines

5

The entire park was developed using the principles of universal design

Site Accessibility Evaluation



North Main Park

604 N Main St

Kerrytown, MI 48104

ADA Only

Inspection Date: 05/23/2022

Inspectors: Aileen Dryden, Arturo Pinero

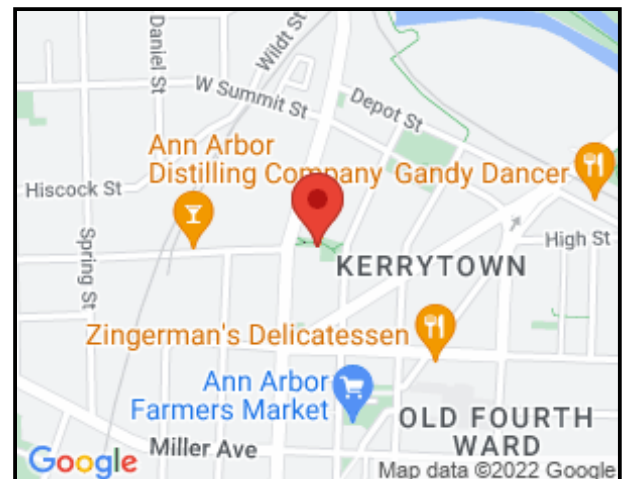
Prepared By



(512) 410 - 7059

alturalp.com

Report Date: 11/09/2022



DNR Accessibility Grading System for Parks and Recreation Facilities

Accessibility Grade

Definition

1

None of the facilities meet accessibility guidelines

2

Some facilities meet accessibility guidelines

3

Most facilities meet accessibility guidelines

4

The entire park meets accessibility guidelines

5

The entire park was developed using the principles of universal design

Trail System: Trail

Lat/Long: [42.28632, -83.74732]

Finding: 1

The accessible path of travel has cross slopes greater than 2%.

Surface cross slopes shall not exceed one unit vertical in 48 units horizontal (2-percent slope). When the slope in the direction of travel of any walk exceeds 1 unit vertical in 20 units horizontal (5-percent slope), it must be constructed as a ramp.

2010 ADAS Section 403.3

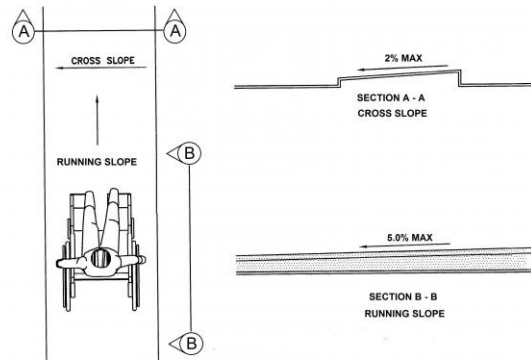
The running slope of walking surfaces shall not be steeper than 1:20. The cross slope of walking surfaces shall not be steeper than 1:48.

Citation:

2010 ADAS Section: 403.3

As Built:

Route has a cross slope greater than 2%



Finding #1 Additional Finding Photos



Trail System: Trail

Lat/Long: [42.28632, -83.74732]

Finding: 2

The accessible path of travel has cross slopes greater than 2%.

Surface cross slopes shall not exceed one unit vertical in 48 units horizontal (2-percent slope). When the slope in the direction of travel of any walk exceeds 1 unit vertical in 20 units horizontal (5-percent slope), it must be constructed as a ramp.

2010 ADAS Section 403.3

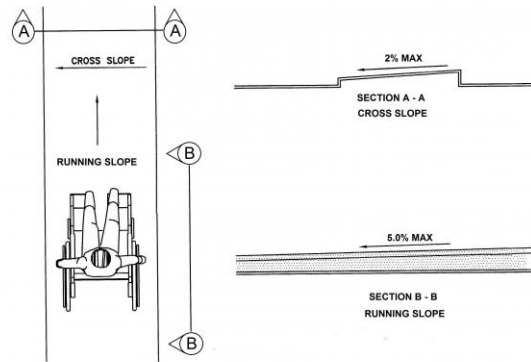
The running slope of walking surfaces shall not be steeper than 1:20. The cross slope of walking surfaces shall not be steeper than 1:48.

Citation:

2010 ADAS Section: 403.3

As Built:

Route has a cross slope greater than 2%



Trail System: Trail

Lat/Long: [42.28649, -83.74808]

Finding: 3

The accessible route on the site has running slopes greater than 5 percent and has not been constructed as a ramp (i.e. handrails, edge protection, etc.).

When the slope in the direction of travel of any walk exceeds 1 unit vertical in 20 units horizontal (5-percent slope), it must be constructed as a ramp. Surface cross slopes must not exceed one unit vertical in 48 units horizontal (2-percent slope).

2010 ADAS Section 403.3

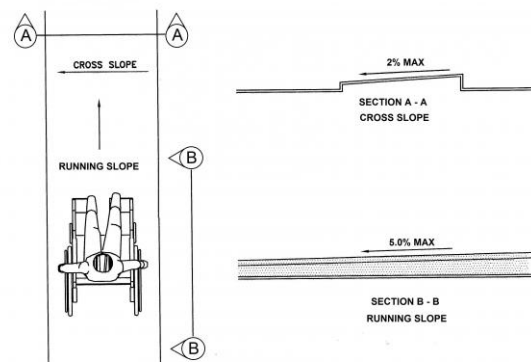

The running slope of walking surfaces shall not be steeper than 1:20. The cross slope of walking surfaces shall not be steeper than 1:48.

Citation:

2010 ADAS Section: 403.3

As Built:

Accessible route has a running slope greater than 5% and is not built as a ramp



Finding #3 Additional Finding Photos



Green Space: Pet Bag Dispenser

Lat/Long: [42.28642, -83.74752]

Finding: 4 - Waste Bag Dispenser

There is no accessible route to the element.

At least one accessible route shall connect accessible buildings, accessible facilities, accessible elements, and accessible spaces that are on the same site.

2010 ADAS Section 206.2.2

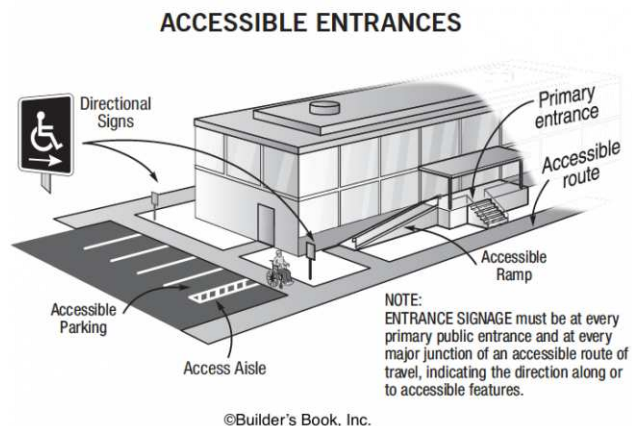
At least one accessible route shall connect accessible buildings, accessible facilities, accessible elements, and accessible spaces that are on the same site.

Citation:

2010 ADAS Section: 206.2.2

As Built:

No accessible route to bag dispenser



Play Area: Playground

Lat/Long: [42.28642, -83.74755]

Finding: 5 - Route

The walkway contains abrupt vertical edges and/or variations between 1/4 inch and 1/2 inch that are not beveled correctly.

1/4 inch is the maximum vertical rise. Changes in level between 1/4 inch and 1/2 inch must be beveled at 1:2 or less.

Changes in level greater than 1/2 inch must be by way of a ramp.

2010 ADAS Section 303.3

Changes in level between 1/4 inch (6.4 mm) high minimum and 1/2 inch (13 mm) high maximum shall be beveled with a slope not steeper than 1:2.

2010 ADAS Section 303.2

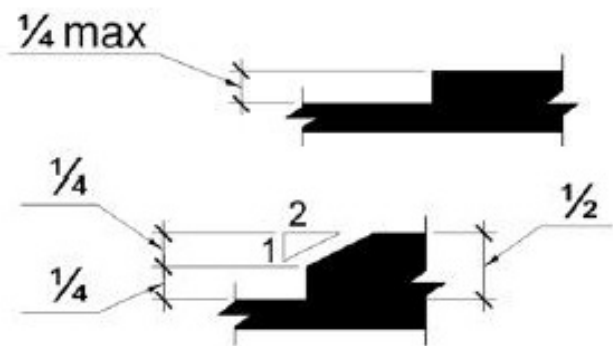
Changes in level of 1/4 inch (6.4 mm) high maximum shall be permitted to be vertical.

Citation:

2010 ADAS Section: 303.3, 303.2

As Built:

Two changes in level greater than 1/2-inch in the transition from sidewalk to play component



Play Area: Surfacing

Lat/Long: [42.28628, -83.74729]

Finding: 6 - Surfacing

Compliance with ASTM F1951 for accessibility for ground surfaces on accessible routes, clear floor or ground spaces, and turning spaces has not been determined.

Ground surfaces shall comply with ASTM F 1951. Ground surfaces shall be inspected and maintained regularly and frequently to ensure continued compliance with ASTM F 1951.

2010 ADAS Section 1008.2.6.1

Ground surfaces shall comply with ASTM F 1951 (incorporated by reference, see "Referenced Standards" in Chapter 1). Ground surfaces shall be inspected and maintained regularly and frequently to ensure continued compliance with ASTM F 1951.

Citation:

2010 ADAS Section: 1008.2.6.1

As Built:

Play area ground surface is non-compliant



Site Accessibility Evaluation



**Northside Community Center
809 TAYLOR ST
Old Fourth Ward, MI 48104
ADA Only**

Inspection Date: 07/11/2022

Inspectors: Aileen Dryden, Arturo Pinero, Jesus Lardizabal, Juvelyn Owen, Olaf Brunjes

Prepared By



(512) 410 - 7059

alturalp.com

Report Date: 11/09/2022



DNR Accessibility Grading System for Parks and Recreation Facilities

Accessibility Grade

Definition

1

None of the facilities meet accessibility guidelines

2

Some facilities meet accessibility guidelines

3

Most facilities meet accessibility guidelines

4

The entire park meets accessibility guidelines

5

The entire park was developed using the principles of universal design

Hallway: Kitchen

Lat/Long: [42.29873, -83.73598]

Finding: 1

The counter projects more than 4 inches into the circulation path.

Wall-mounted objects that have leading edges between 27 inches and 80 inches from the floor must not project more than 4 inches into the circulation path. Protruding objects that extend to the floor or within 27 inches of the floor are cane detectable and are therefore not hazardous. Where it is necessary or desirable to have objects protrude from the wall, a manner of cane detection must be provided.

2010 ADAS Section 307.2

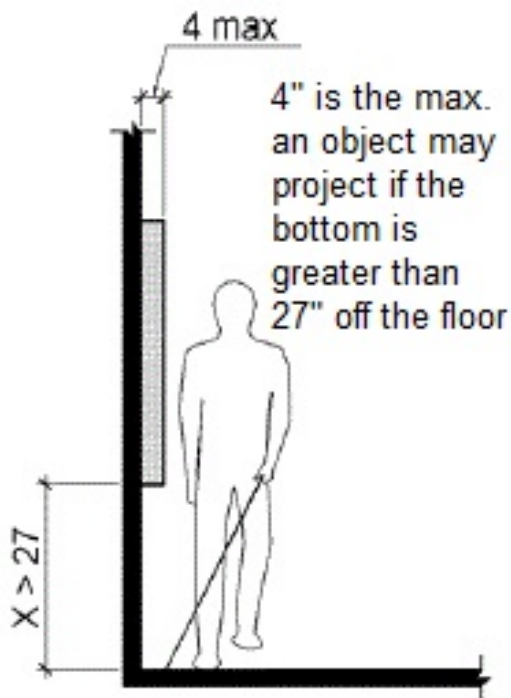
Objects with leading edges more than 27 inches (685 mm) and not more than 80 inches (2030 mm) above the finish floor or ground shall protrude 4 inches (100 mm) maximum horizontally into the circulation path.

Citation:

2010 ADAS Section: 307.2

As Built:

The counter is protruding.



Hallway: Kitchen

Lat/Long: [42.29823, -83.73597]

Finding: 2

The top of the sink is above the allowable height requirement.

Sinks shall be installed with the front of the higher of the rim or counter surface 34 inches maximum above the finish floor or ground.

2010 ADAS Section 606.3

Lavatories and sinks shall be installed with the front of the higher of the rim or counter surface 34 inches (865 mm) maximum above the finish floor or ground.

Citation:

2010 ADAS Section: 606.3

As Built:

The kitchen sink is at a height of 36”.



Hallway: Kitchen

Lat/Long: [42.29864, -83.73602]

Finding: 3

Knee and toe space has not been provided at the sink.

Kitchen sinks must be provided with a clear floor space positioned for a forward approach including knee and toe clearance.

2010 ADAS Section 606.2

A clear floor space complying with 305, positioned for a forward approach, and knee and toe clearance complying with 306 shall be provided.

2010 ADAS Section 804.4

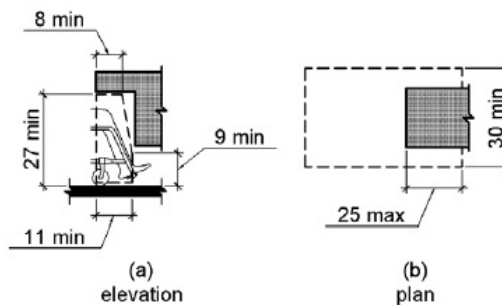
Sinks shall comply with 606.

Citation:

2010 ADAS Section: 606.2, 804.4

As Built:

No knee and toe clearance provided at the sink.



Hallway: Kitchen

Lat/Long: [42.29883, -83.73597]

Finding: 4

The controls are located such that operation require reaching across burners.

Where knee and toe space is provided, the underside of the range or cooktop shall be insulated or otherwise configured to prevent burns, abrasions, or electrical shock. The location of controls shall not require reaching across burners

2010 ADAS Section 804.6.4

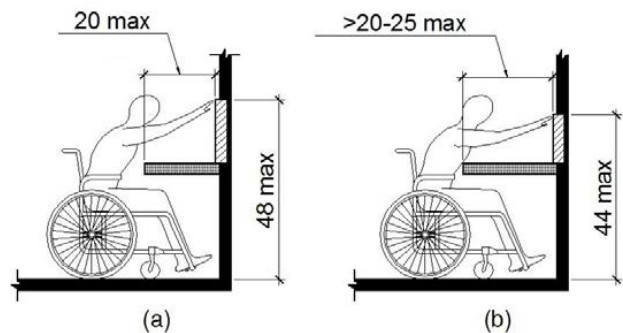
Where a forward approach is provided, the clear floor or ground space shall provide knee and toe clearance complying with 306. Where knee and toe space is provided, the underside of the range or cooktop shall be insulated or otherwise configured to prevent burns, abrasions, or electrical shock. The location of controls shall not require reaching across burners.

Citation:

2010 ADAS Section: 804.6.4

As Built:

The stove controls are beyond reach range and require reaching across burners.



Hallway: Kitchen

Lat/Long: [42.29844, -83.73591]

Finding: 5

The door/gate operating hardware is not accessible.

Hand-activated door/gate opening hardware, handles, pulls, latches, locks, and other operating devices on accessible doors shall have a shape that is easy to grasp with one hand and does not require tight grasping, pinching or twisting of the wrist to operate. Hardware shall be 34 inches minimum and 48 inches maximum above the finish floor or ground.

2010 ADAS Section 404.2.7

Handles, pulls, latches, locks, and other operable parts on doors and gates shall comply with 309.4. Operable parts of such hardware shall be 34 inches (865 mm) minimum and 48 inches (1220 mm) maximum above the finish floor or ground. Where sliding doors are in the fully open position, operating hardware shall be exposed and usable from both sides.

Citation:

2010 ADAS Section: 404.2.7

As Built:

There are 4 doors along the accessible route that have knobs.



Hallway: Unisex Restroom

Lat/Long: [42.29832, -83.7353]

Finding: 6

The toilet is not located within the range allowed from the side wall or partition.

The centerline of the toilet must be 16 to 18 inches from the side wall.

2010 ADAS Section 604.2

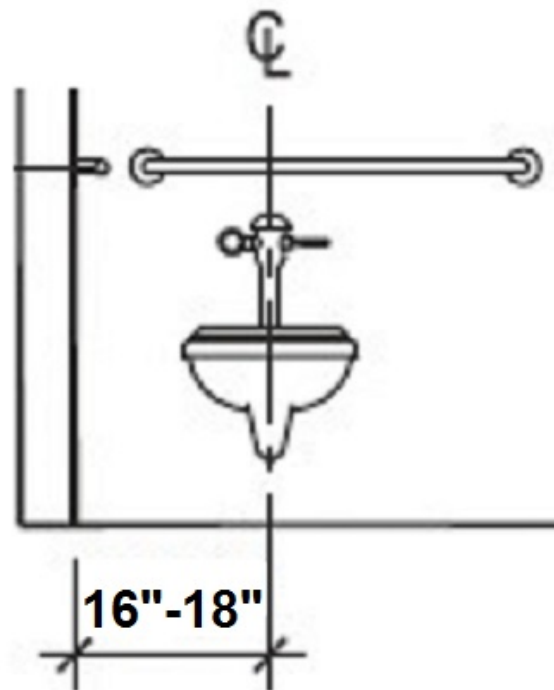
The water closet shall be positioned with a wall or partition to the rear and to one side. The centerline of the water closet shall be 16 inches (405 mm) minimum to 18 inches (455 mm) maximum from the side wall or partition, except that the water closet shall be 17 inches (430 mm) minimum and 19 inches (485 mm) maximum from the side wall or partition in the ambulatory accessible toilet compartment specified in 604.8.2. Water closets shall be arranged for a left-hand or right-hand approach.

Citation:

2010 ADAS Section: 604.2

As Built:

The toilet centerline is 21" from side wall.



Hallway: Unisex Restroom

Lat/Long: [42.29879, -83.73618]

Finding: 7

The toilet seat is not located within the range allowed off the floor.

The height of accessible water closets shall be a minimum of 17 inches and a maximum of 19 inches measured to the top of the toilet seat. The seat itself shall be a maximum of 2 inch high.

2010 ADAS Section 604.4

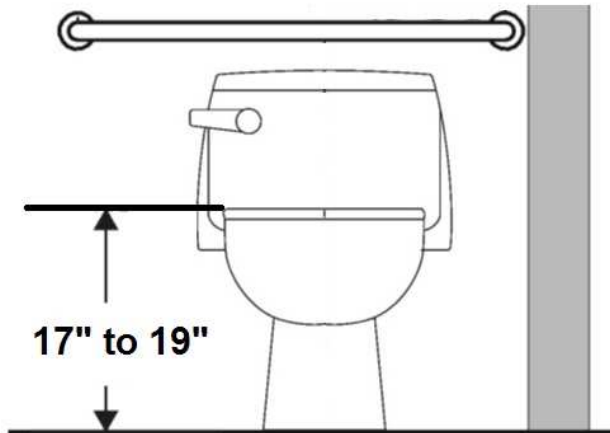
The seat height of a water closet above the finish floor shall be 17 inches (430 mm) minimum and 19 inches (485 mm) maximum measured to the top of the seat. Seats shall not be sprung to return to a lifted position.

Citation:

2010 ADAS Section: 604.4

As Built:

The toilet seat height is 16" above finish floor.



Hallway: Unisex Restroom

Lat/Long: [42.29858, -83.73604]

Finding: 8

The toilet paper dispenser does not allow a continuous flow.

Toilet paper dispensers shall be 7 inches minimum and 9 inches maximum in front of the water closet measured to the centerline of the dispenser. The outlet of the dispenser shall be 15 inches minimum and 48 inches maximum above the finish floor and shall not be located behind grab bars. Dispensers shall not be of a type that controls delivery or that does not allow continuous paper flow. There shall be a clearance of 1 1/2 inches minimum below the grab bar.

2010 ADAS Section 604.7

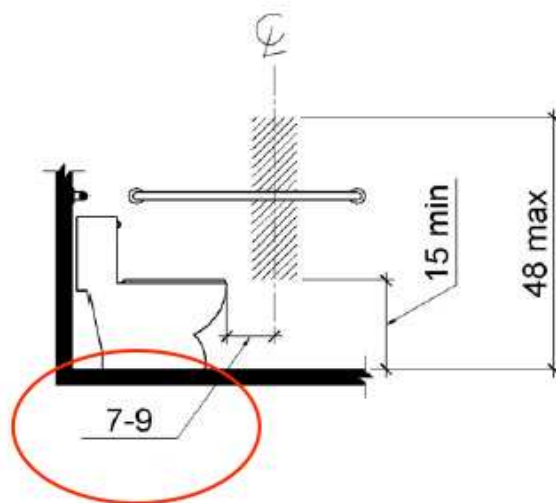
Toilet paper dispensers shall comply with 309.4 and shall be 7 inches (180 mm) minimum and 9 inches (230 mm) maximum in front of the water closet measured to the centerline of the dispenser. The outlet of the dispenser shall be 15 inches (380 mm) minimum and 48 inches (1220 mm) maximum above the finish floor and shall not be located behind grab bars. Dispensers shall not be of a type that controls delivery or that does not allow continuous paper flow.

Citation:

2010 ADAS Section: 604.7

As Built:

The toilet paper dispenser is not 1 1/2" below grab bar.



Hallway: Unisex Restroom

Lat/Long: [42.29858, -83.73604]

Finding: 9

The dispenser is mounted too close to the side of the grab bar, minimizing the gripping surface.

Adjacent elements shall be positioned to provide unobstructed use of grab bars. The space between the grab bar and projecting objects below and at the ends shall be 1-1/2 inches minimum. The space between the grab bar and projecting objects above shall be 12 inches minimum.

2010 ADAS Section 609.3

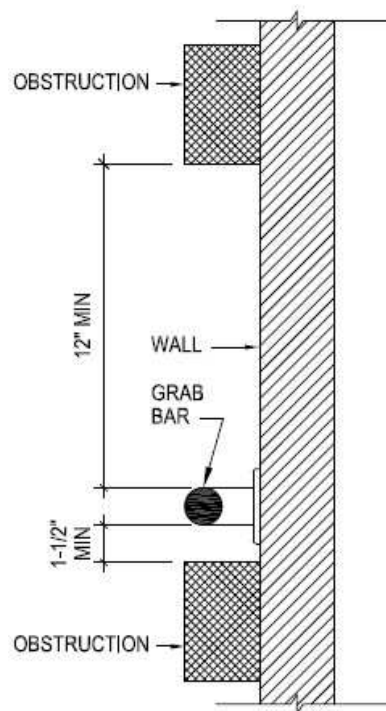
The space between the wall and the grab bar shall be 1 1/2 inches (38 mm). The space between the grab bar and projecting objects below and at the ends shall be 1 1/2 inches (38 mm) minimum. The space between the grab bar and projecting objects above shall be 12 inches (305 mm) minimum.

Citation:

2010 ADAS Section: 609.3

As Built:

The dispenser is at 9" above side grab bar.



Hallway: Unisex Restroom

Lat/Long: [42.29823, -83.73563]

Finding: 10

The water and drain pipes under the lavatory are not adequately insulated.

Water supply and drain pipes under lavatories and sinks shall be insulated or otherwise configured to protect against contact. There shall be no sharp or abrasive surfaces under lavatories and sinks.

2010 ADAS Section 606.5

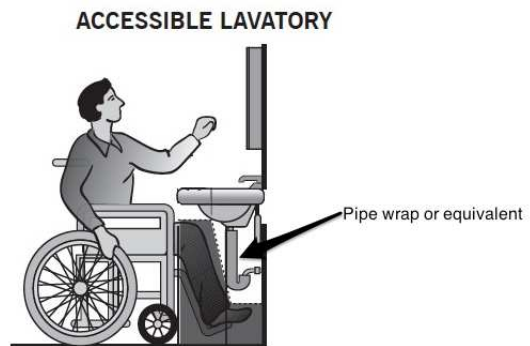
Water supply and drain pipes under lavatories and sinks shall be insulated or otherwise configured to protect against contact. There shall be no sharp or abrasive surfaces under lavatories and sinks.

Citation:

2010 ADAS Section: 606.5

As Built:

The lavatory pipes are not insulated.



Hallway: Unisex Restroom

Lat/Long: [42.29845, -83.73582]

Finding: 11

The mirror is mounted too high.

Mirrors must have the bottom edge of the reflecting surface a maximum of 40 inches above the floor if above a sink or counter. Mirrors not located above lavatories or countertops shall be installed with the bottom edge of the reflecting surface 35 inches maximum above the finish floor or ground.

2010 ADAS Section 603.3

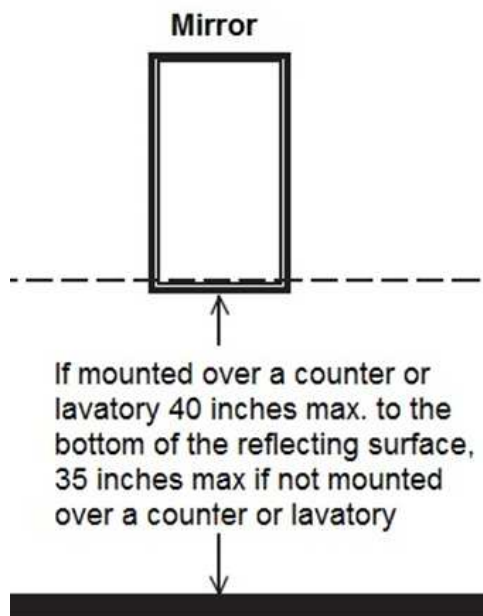
Mirrors located above lavatories or countertops shall be installed with the bottom edge of the reflecting surface 40 inches (1015 mm) maximum above the finish floor or ground. Mirrors not located above lavatories or countertops shall be installed with the bottom edge of the reflecting surface 35 inches (890 mm) maximum above the finish floor or ground.

Citation:

2010 ADAS Section: 603.3

As Built:

Bottom edge of the mirror is installed at 42" above the finish floor.



Hallway: Unisex Restroom

Lat/Long: [42.29874, -83.73618]

Finding: 12

The clear floor space around the toilet is obstructed by the paper towel dispenser.

No fixtures are allowed in the clear floor space required for the toilet.

The required clearance around the water closet shall be permitted to overlap the water closet, associated grab bars, dispensers, sanitary napkin disposal units, coat hooks, shelves, accessible routes, clear floor space and clearances required at other fixtures, and the turning space. No other fixtures or obstructions shall be located within the required water closet clearance.

2010 ADAS Section 604.3.2

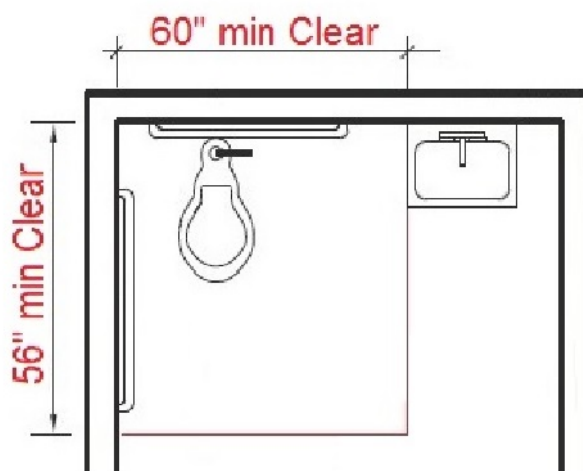
The required clearance around the water closet shall be permitted to overlap the water closet, associated grab bars, dispensers, sanitary napkin disposal units, coat hooks, shelves, accessible routes, clear floor space and clearances required at other fixtures, and the turning space. No other fixtures or obstructions shall be located within the required water closet clearance.

Citation:

2010 ADAS Section: 604.3.2

As Built:

The paper towel dispenser, soap dispenser, and lavatory overlap clearance around water closet.



Hallway: Unisex Restroom

Lat/Long: [42.29827, -83.73516]

Finding: 13

The rear grab bar does not extend adequately past the toilet on the wide side.

The rear grab bar must be a minimum of 36 inches long and extend from the centerline of the toilet 12 inches minimum on wall side and 24 inches minimum on the wide side.

Grab bars shall be installed in a horizontal position, 33 inches minimum and 36 inches maximum above the finish floor measured to the top of the gripping surface and the space between the grab bar and the top of the tank shall be 1-1/2 inches minimum.

2010 ADAS Section 604.5.2

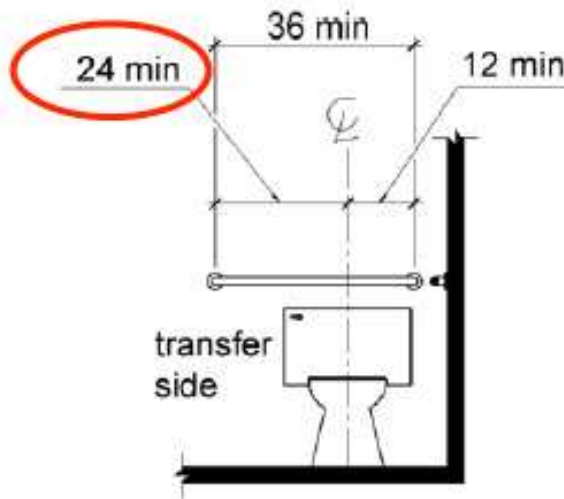
The rear wall grab bar shall be 36 inches (915 mm) long minimum and extend from the centerline of the water closet 12 inches (305 mm) minimum on one side and 24 inches (610 mm) minimum on the other side.

Citation:

2010 ADAS Section: 604.5.2

As Built:

The rear grab bar does not extend the minimum 24" on the wide side.



Lobby Area: Main Area

Lat/Long: [42.29844, -83.73566]

Finding: 14

The drinking fountain projects more than 4 inches into the circulation path.

Wall-mounted objects that have leading edges between 27 inches and 80 inches from the floor must not project more than 4 inches into the circulation path. Protruding objects that extend to the floor or within 27 inches of the floor are cane detectable and are therefore not hazardous. Where it is necessary or desirable to have objects protrude from the wall, a manner of cane detection must be provided.

2010 ADAS Section 307.2

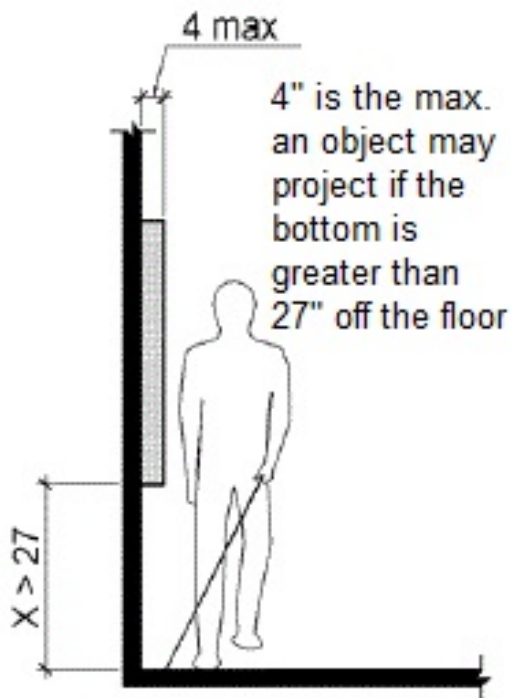
Objects with leading edges more than 27 inches (685 mm) and not more than 80 inches (2030 mm) above the finish floor or ground shall protrude 4 inches (100 mm) maximum horizontally into the circulation path.

Citation:

2010 ADAS Section: 307.2

As Built:

The drinking fountain is a protruding object.



Lobby Area: Main Area

Lat/Long: [42.29811, -83.73551]

Finding: 15

The required types of drinking fountains are not provided.

Where drinking fountains are provided, a minimum of one must be designed for wheelchair users and one must be designed for standing persons unless a single fountain meets the requirements for both.

2010 ADAS Section 211.2

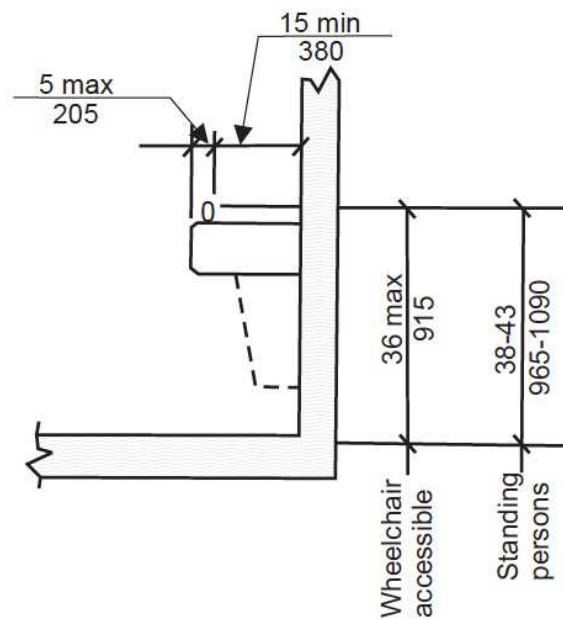
No fewer than two drinking fountains shall be provided. One drinking fountain shall comply with 602.1 through 602.6 and one drinking fountain shall comply with 602.7.

Citation:

2010 ADAS Section: 211.2

As Built:

Missing high drinking fountain.



Lobby Area: Main Area

Lat/Long: [42.28357, -83.74249]

Finding: 16

The batteries project more than 4 inches into the circulation path.

Wall-mounted objects that have leading edges between 27 inches and 80 inches from the floor must not project more than 4 inches into the circulation path. Protruding objects that extend to the floor or within 27 inches of the floor are cane detectable and are therefore not hazardous. Where it is necessary or desirable to have objects protrude from the wall, a manner of cane detection must be provided.

2010 ADAS Section 307.2

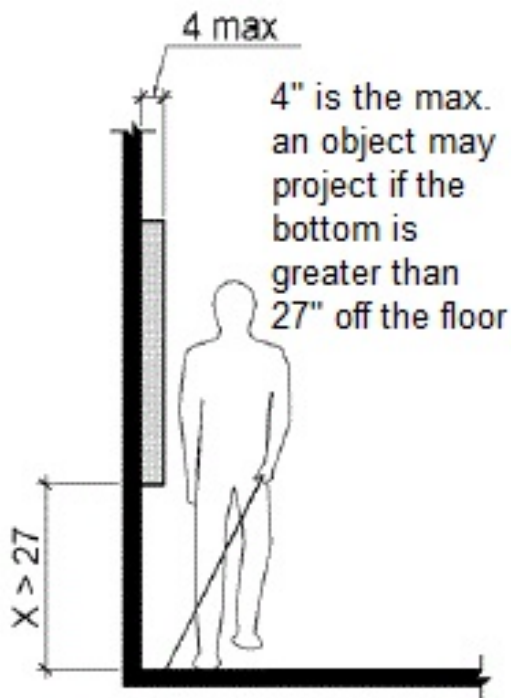
Objects with leading edges more than 27 inches (685 mm) and not more than 80 inches (2030 mm) above the finish floor or ground shall protrude 4 inches (100 mm) maximum horizontally into the circulation path.

Citation:

2010 ADAS Section: 307.2

As Built:

Solar batteries are protruding objects.



Entrance: Stairs

Lat/Long: [42.2979, -83.73577]

Finding: 17

Stairways must have handrails on both sides.

Handrails and their extensions must be between 34 inches and 38 inches above the stair nosing or ground.

The top handrails shall extend a minimum of 12 inches beyond the top nosing and shall be parallel with the floor or ground surface. At the bottom of a stair flight, handrails shall extend at the slope of the stair flight for a horizontal distance at least equal to one tread depth beyond the last riser nosing. Extension shall return to a wall, guard, or the landing surface, or shall be continuous to the handrail of an adjacent stair flight.

The orientation of at least one handrail, including the extension, shall be in the direction of the run of the stair and perpendicular to the direction of the stair nosing. Handrail gripping surfaces with a circular cross section shall have an outside diameter of 1-1/4 inches minimum and 2 inches maximum. Handrail gripping surfaces with a non-circular cross section shall have a perimeter dimension of 4 inches minimum and 6 1/4 inches maximum, and a cross-section dimension of 2-1/4 inches maximum. The hand grip portion of handrails shall have a smooth surface with no sharp corners. Gripping surfaces (top or sides) shall be uninterrupted by newel posts, other construction elements or obstructions. Any wall or other surface adjacent to the handrail shall be free of sharp or abrasive elements. Handrails projecting from a wall shall have a space of 1-1/2 inches minimum between the wall and the handrail.

2010 ADAS Section 505.2

Handrails shall be provided on both sides of stairs and ramps.

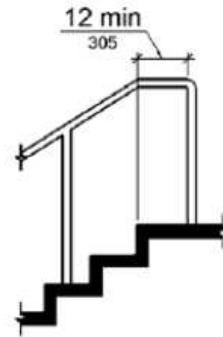
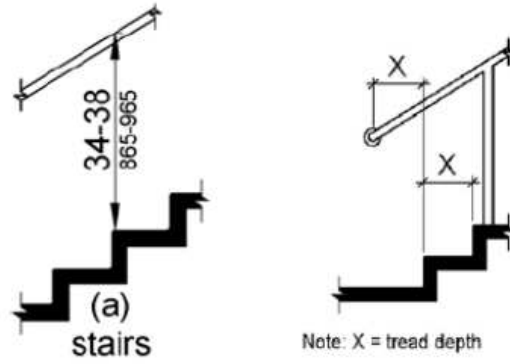
Citation:

2010 ADAS Section: 505.2

As Built:

Handrails not provided on both sides of the stairs.

Finding #17 Continued



Garage Building: Men's Restroom

Lat/Long: [42.29833, -83.73562]

Finding: 18

The restrooms is not nearly compliant.

- The restroom does not have the required minimum clear floor space or maneuvering clearances for the toilet.
- The restroom does not have the required minimum clear floor space or maneuvering clearances for the lavatory.
- The entry door does not contain the required minimum 60 inches maneuvering space on the pull side
- The entry door encroach into the required clear floor space for fixtures.
- Door opening pressure was measured at greater than 5 pounds.
- Grab bars are incorrectly installed.
- Accessories, such as toilet seat covers, paper towel holders, garbage cans, hand dryers and mirrors are either too high or without clear floor space or both.
- The restroom contain floor level changes greater than a 1/2 inch at the floor drains.

2010 ADAS Section 213.2

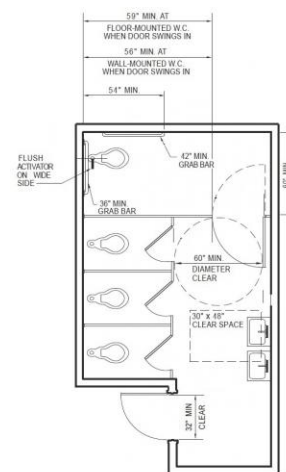
Where toilet rooms are provided, each toilet room shall comply with 603. Where bathing rooms are provided, each bathing room shall comply with 603.

Citation:

2010 ADAS Section: 213.2

As Built:

Various eements were non-compliant such as the stall size, grab bars missing, and lavatory.



Finding #18 Additional Finding Photos



Garage Building: Women's Restroom

Lat/Long: [42.29838, -83.7353]

Finding: 19

The restrooms is not nearly compliant.

- The restroom does not have the required minimum clear floor space or maneuvering clearances for the toilet.
- The restroom does not have the required minimum clear floor space or maneuvering clearances for the lavatory.
- The entry door does not contain the required minimum 60 inches maneuvering space on the pull side
- The entry door encroach into the required clear floor space for fixtures.
- Door opening pressure was measured at greater than 5 pounds.
- Grab bars are incorrectly installed.
- Accessories, such as toilet seat covers, paper towel holders, garbage cans, hand dryers and mirrors are either too high or without clear floor space or both.
- The restroom contain floor level changes greater than a 1/2 inch at the floor drains.

2010 ADAS Section 213.2

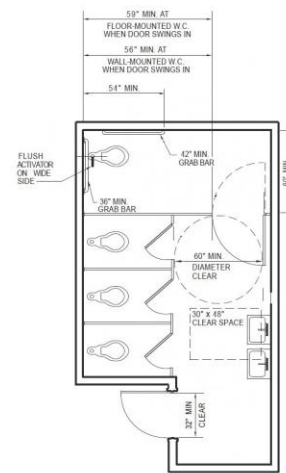
Where toilet rooms are provided, each toilet room shall comply with 603. Where bathing rooms are provided, each bathing room shall comply with 603.

Citation:

2010 ADAS Section: 213.2

As Built:

Various eements were non-compliant such as the stall size, grab bars missing, and lavatory.



Finding #19 Additional Finding Photos



Site Accessibility Evaluation



Northside Park
815 TAYLOR ST
Old Fourth Ward, MI 48104
ADA Only

Inspection Date: 07/11/2022

Inspectors: Aileen Dryden, Arturo Pinero, Jesus Lardizabal, Juvelyn Owen, Olaf Brunjes

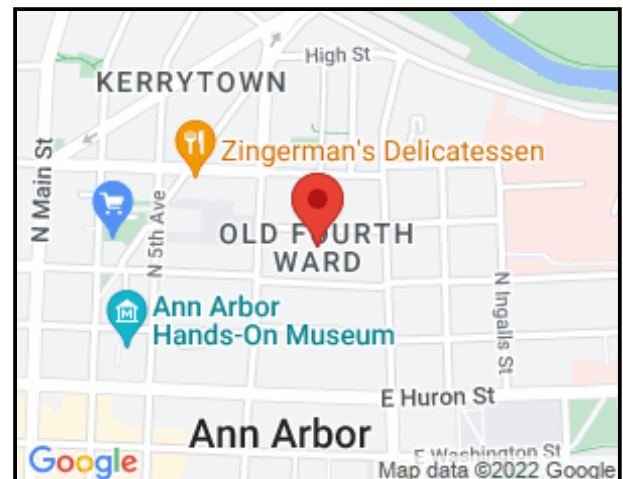
Prepared By



(512) 410 - 7059

alturalp.com

Report Date: 11/09/2022



DNR Accessibility Grading System for Parks and Recreation Facilities

Accessibility Grade

Definition

1

None of the facilities meet accessibility guidelines

2

Some facilities meet accessibility guidelines

3

Most facilities meet accessibility guidelines

4

The entire park meets accessibility guidelines

5

The entire park was developed using the principles of universal design

Play Area: Play Areas Next To Tennos Courts

Lat/Long: [42.29833, -83.73418]

Finding: 1

There is no accessible route to the element.

At least one accessible route shall connect accessible buildings, accessible facilities, accessible elements, and accessible spaces that are on the same site.

2010 ADAS Section 206.2.2

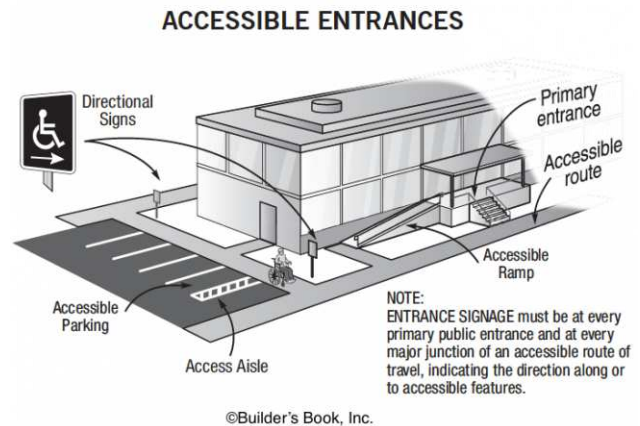
At least one accessible route shall connect accessible buildings, accessible facilities, accessible elements, and accessible spaces that are on the same site.

Citation:

2010 ADAS Section: 206.2.2

As Built:

No accessible route to play areas.



Tennis Court: Entrance

Lat/Long: [42.2987, -83.7353]

Finding: 2

There is no accessible route to the court.

In court sports, at least one accessible route shall be directly connected to the court.

2010 ADAS Section 206.2.12

In court sports, at least one accessible route shall directly connect both sides of the court.

Citation:

2010 ADAS Section: 206.2.12

As Built:

No accessible route to tennis court.



Tennis Court: Entrance

Lat/Long: [42.29914, -83.73536]

Finding: 3

The door must have a smooth surface within 10 inches of the floor on the push side.

Swinging door surfaces within 10 inches of the finish floor or ground measured vertically must have a smooth surface on the push side extending the full width of the door. Parts creating horizontal or vertical joints in these surfaces shall be within 1/16 inch of the same plane as the other. All gates, including ticket gates, shall meet all applicable specifications for doors.

2010 ADAS Section 404.2.10

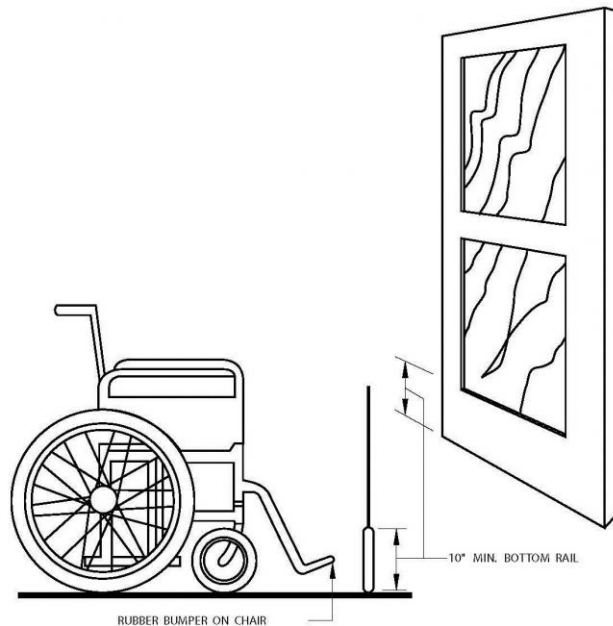
Swinging door and gate surfaces within 10 inches (255 mm) of the finish floor or ground measured vertically shall have a smooth surface on the push side extending the full width of the door or gate. Parts creating horizontal or vertical joints in these surfaces shall be within 1/16 inch (1.6 mm) of the same plane as the other. Cavities created by added kick plates shall be capped.

Citation:

2010 ADAS Section: 404.2.10

As Built:

Door from tennis court to basketball court is chain link.



Baseball Field: Seating

Lat/Long: [42.29935, -83.73529]

Finding: 4

There is no accessible route to the element.

At least one accessible route shall connect accessible buildings, accessible facilities, accessible elements, and accessible spaces that are on the same site.

2010 ADAS Section 206.2.2

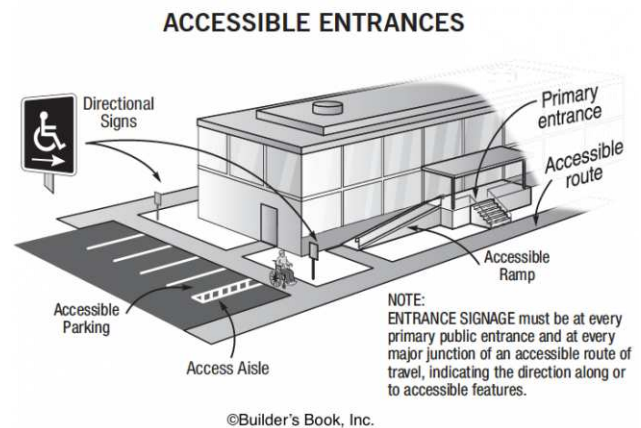
At least one accessible route shall connect accessible buildings, accessible facilities, accessible elements, and accessible spaces that are on the same site.

Citation:

2010 ADAS Section: 206.2.2

As Built:

No accessible route to baseball field.



Baseball Field: Seating

Lat/Long: [42.29794, -83.73626]

Finding: 5

There is no accessible route to the element.

At least one accessible route shall connect accessible buildings, accessible facilities, accessible elements, and accessible spaces that are on the same site.

2010 ADAS Section 206.2.2

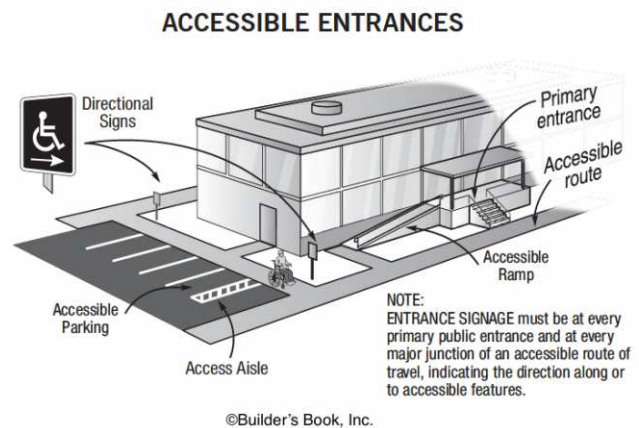
At least one accessible route shall connect accessible buildings, accessible facilities, accessible elements, and accessible spaces that are on the same site.

Citation:

2010 ADAS Section: 206.2.2

As Built:

Not accessible route provided to bleachers and dugouts



Baseball Field: Seating

Lat/Long: [42.29809, -83.73672]

Finding: 6

Based on the number of seats provided in this area, there should be a minimum of 2 wheelchair seating spaces.

Wheelchair spaces shall be provided in assembly areas with fixed seating.

2010 ADAS Section 221.2

Wheelchair spaces complying with 221.2 shall be provided in assembly areas with fixed seating.

2010 ADAS Section 221.2.1.1

Wheelchair spaces complying with 802.1 shall be provided in accordance with Table 221.2.1.1.

Citation:

2010 ADAS Section: 221.2, 221.2.1.1

As Built:

No wheelchair spaces are provided at bleachers



Number of Seats	Minimum Number of Required Wheelchair Spaces
4 to 25	1
26 to 50	2
51 to 150	4
151 to 300	5
301 to 500	6
501 to 5000	6, plus 1 for each 150, or fraction thereof, between 501 through 5000
5001 and over	36, plus 1 for each 200, or fraction thereof, over 5000

Site Accessibility Evaluation



Oakridge Nature Area

1001 Huron Parkway

Old Fourth Ward, MI 48104

ADA Only

Inspection Date: 05/23/2022

Inspectors: Aileen Dryden, Arturo Pinero

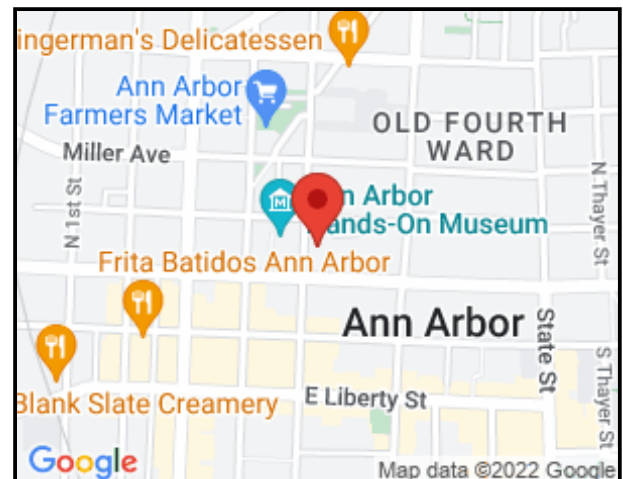
Prepared By



(512) 410 - 7059

alturalp.com

Report Date: 11/09/2022



DNR Accessibility Grading System for Parks and Recreation Facilities

Accessibility Grade

Definition

1

None of the facilities meet accessibility guidelines

2

Some facilities meet accessibility guidelines

3

Most facilities meet accessibility guidelines

4

The entire park meets accessibility guidelines

5

The entire park was developed using the principles of universal design

Site Accessibility Evaluation



Oakwoods Nature
3200 GREEN RD
Old Fourth Ward, MI 48104
ADA Only
Inspection Date: 07/11/2022

Inspectors: Aileen Dryden, Arturo Pinero, Jesus Lardizabal, Juvelyn Owen, Olaf Brunjes

Prepared By



(512) 410 - 7059

alturalp.com

Report Date: 11/09/2022



DNR Accessibility Grading System for Parks and Recreation Facilities

Accessibility Grade

Definition

1

None of the facilities meet accessibility guidelines

2

Some facilities meet accessibility guidelines

3

Most facilities meet accessibility guidelines

4

The entire park meets accessibility guidelines

5

The entire park was developed using the principles of universal design

Site Accessibility Evaluation



Olson Park
1505 Dhu Varren Rd
Northside, MI 48105
ADA Only

Inspection Date: 05/23/2022

Inspectors: Aileen Dryden, Arturo Pinero, Jesus Lardizabal, Juvelyn Owen, Olaf Brunjes

Prepared By



(512) 410 - 7059
alturalp.com

Report Date: 06/01/2023



Parking: Parking Lot

Lat/Long: [42.31741, -83.73081]

Finding: 1

The required access aisle is missing.

Passenger loading zones shall provide access aisles adjacent to the vehicle pull-up space. Access aisles shall adjoin an accessible route and shall not overlap the vehicular way.

2010 ADAS Section 503.3

Passenger loading zones shall provide access aisles complying with 503 adjacent to the vehicle pull-up space. Access aisles shall adjoin an accessible route and shall not overlap the vehicular way.

Citation:

2010 ADAS Section: 503.3

As Built:

No access aisle provided



Parking: Parking Lot

Lat/Long: [42.31742, -83.73073]

Finding: 2

The required access aisle is missing.

Passenger loading zones shall provide access aisles adjacent to the vehicle pull-up space. Access aisles shall adjoin an accessible route and shall not overlap the vehicular way.

2010 ADAS Section 503.3

Passenger loading zones shall provide access aisles complying with 503 adjacent to the vehicle pull-up space. Access aisles shall adjoin an accessible route and shall not overlap the vehicular way.

Citation:

2010 ADAS Section: 503.3

As Built:

No access aisle provided



Parking: Parking Lot

Lat/Long: [42.31337, -83.71883]

Finding: 3

The van stall is missing a sign identifying it as a van accessible stall.

Parking space identification signs shall include the International Symbol of Accessibility. Signs identifying van parking spaces shall contain the designation "van accessible."

2010 ADAS Section 502.6

Parking space identification signs shall include the International Symbol of Accessibility complying with 703.7.2.1. Signs identifying van parking spaces shall contain the designation "van accessible." Signs shall be 60 inches (1525 mm) minimum above the finish floor or ground surface measured to the bottom of the sign.

Citation:

2010 ADAS Section: 502.6

As Built:

2 van stalls needed for whole lot, can share access aisle



Parking: Parking Lot

Lat/Long: [42.31741, -83.73081]

Finding: 4

The required access aisle is missing.

Passenger loading zones shall provide access aisles adjacent to the vehicle pull-up space. Access aisles shall adjoin an accessible route and shall not overlap the vehicular way.

2010 ADAS Section 503.3

Passenger loading zones shall provide access aisles complying with 503 adjacent to the vehicle pull-up space. Access aisles shall adjoin an accessible route and shall not overlap the vehicular way.

Citation:

2010 ADAS Section: 503.3

As Built:

No access aisle provided



Parking: Parking Lot

Lat/Long: [42.31337, -83.71883]

Finding: 5

The van stall is missing a sign identifying it as a van accessible stall.

Parking space identification signs shall include the International Symbol of Accessibility. Signs identifying van parking spaces shall contain the designation "van accessible."

2010 ADAS Section 502.6

Parking space identification signs shall include the International Symbol of Accessibility complying with 703.7.2.1. Signs identifying van parking spaces shall contain the designation "van accessible." Signs shall be 60 inches (1525 mm) minimum above the finish floor or ground surface measured to the bottom of the sign.

Citation:

2010 ADAS Section: 502.6

As Built:

2 van stalls needed for whole lot, can share access aisle



Parking: Parking Lot

Lat/Long: [42.31334, -83.71868]

Finding: 6

The required access aisle is missing.

Passenger loading zones shall provide access aisles adjacent to the vehicle pull-up space. Access aisles shall adjoin an accessible route and shall not overlap the vehicular way.

2010 ADAS Section 503.3

Passenger loading zones shall provide access aisles complying with 503 adjacent to the vehicle pull-up space. Access aisles shall adjoin an accessible route and shall not overlap the vehicular way.

Citation:

2010 ADAS Section: 503.3

As Built:

N/A



Trail System: Trail

Lat/Long: [42.31694, -83.73187]

Finding: 7

There is no accessible route to the accessible element.

At least one accessible route shall connect accessible buildings, accessible facilities, accessible elements, and accessible spaces that are on the same site.

2010 ADAS Section 206.2.2

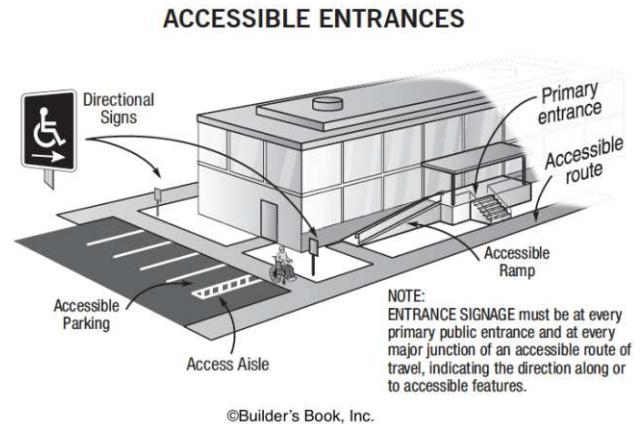
At least one accessible route shall connect accessible buildings, accessible facilities, accessible elements, and accessible spaces that are on the same site.

Citation:

2010 ADAS Section: 206.2.2

As Built:

5% of total picnic tables need to be accessible



Trail System: Trail

Lat/Long: [42.31757, -83.73186]

Finding: 8

There is no accessible route to the accessible element.

At least one accessible route shall connect accessible buildings, accessible facilities, accessible elements, and accessible spaces that are on the same site.

2010 ADAS Section 206.2.2

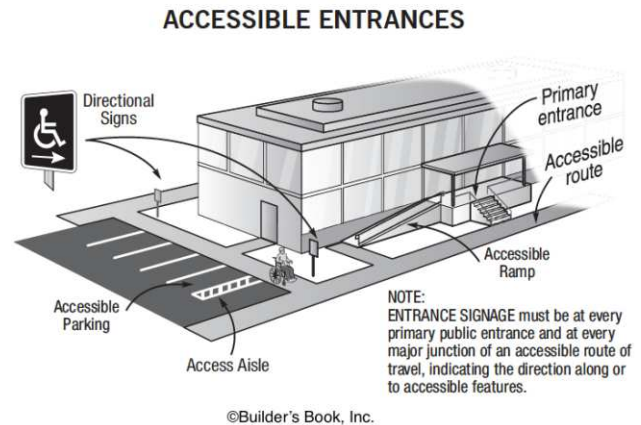
At least one accessible route shall connect accessible buildings, accessible facilities, accessible elements, and accessible spaces that are on the same site.

Citation:

2010 ADAS Section: 206.2.2

As Built:

No route to picnic tables and grill



Trail System: Trail

Lat/Long: [42.31783, -83.73217]

Finding: 9

The ramp does not have compliant handrails.

Handrails are required on both sides of all surfaces that are sloped greater than 5 percent (1:20). Handrails must be between 34 inches and 38 inches above the ramp surface, must extend 12 inches beyond the top and bottom of the ramp and be parallel to the floor or ground surface. The diameter of the handrails must be between 1 1/4 inches and 2 inches in cross-sectional nominal dimension for circular handrails. Handrail gripping surfaces with a non-circular cross section shall have a perimeter dimension of 4 inches minimum and 6 1/4 inches maximum, and a cross-section dimension of 2 1/4 inches maximum. The space between handrails and walls must be 1 1/2 inches minimum.

2010 ADAS Section 505.1

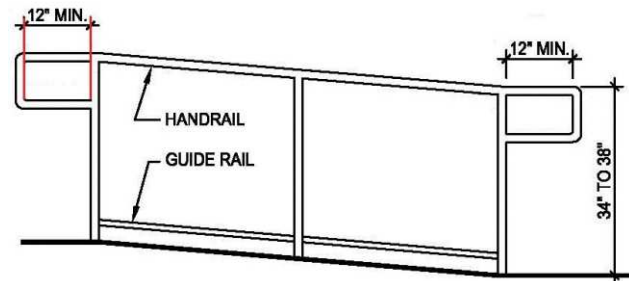
Handrails provided along walking surfaces complying with 403, required at ramps complying with 405, and required at stairs complying with 504 shall comply with 505.

Citation:

2010 ADAS Section: 505.1

As Built:

No handrails provided



Green Space: Dog Park

Lat/Long: [42.31742, -83.73074]

Finding: 10

The door must have a smooth surface within 10 inches of the floor on the push side.

Swinging door surfaces within 10 inches of the finish floor or ground measured vertically must have a smooth surface on the push side extending the full width of the door. Parts creating horizontal or vertical joints in these surfaces shall be within 1/16 inch of the same plane as the other. All gates, including ticket gates, shall meet all applicable specifications for doors.

2010 ADAS Section 404.2.10

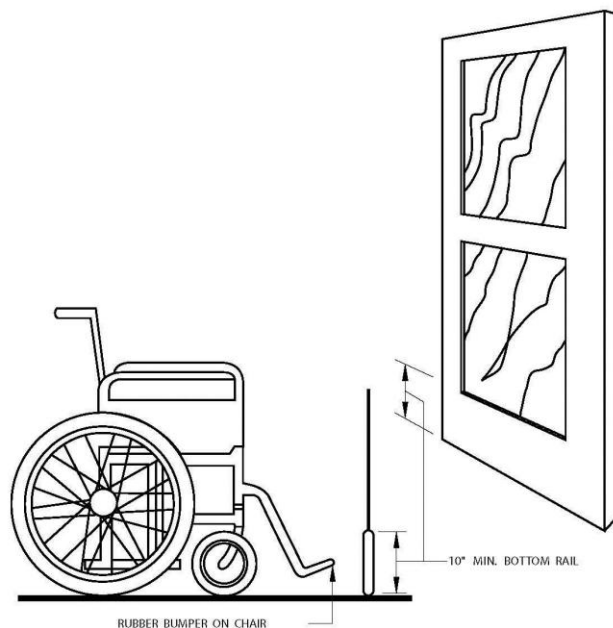

Swinging door and gate surfaces within 10 inches (255 mm) of the finish floor or ground measured vertically shall have a smooth surface on the push side extending the full width of the door or gate. Parts creating horizontal or vertical joints in these surfaces shall be within 1/16 inch (1.6 mm) of the same plane as the other. Cavities created by added kick plates shall be capped.

Citation:

2010 ADAS Section: 404.2.10

As Built:

Two entry gates to dog park does not have smooth surface



Green Space: Dog Park

Lat/Long: [42.31742, -83.73074]

Finding: 11

The accessible route contains loose gravel and/or surface materials that do not provide for a stable, firm slip resistant surface.

Floor and ground surfaces shall be stable, firm, and slip resistant.

2010 ADAS Section 302.1

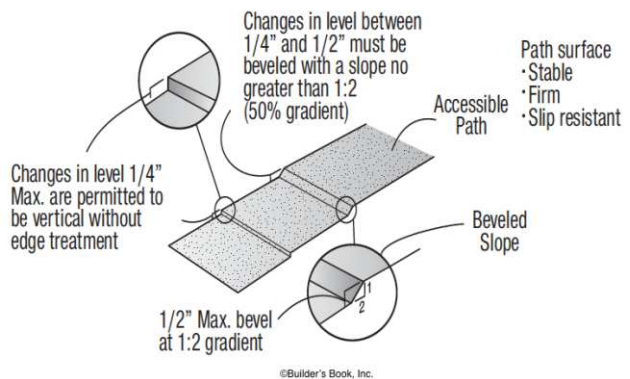
Floor and ground surfaces shall be stable, firm, and slip resistant and shall comply with 302.

Citation:

2010 ADAS Section: 302.1

As Built:

There is no accessible route to the dog park with a smooth and stable surface



Restrooms: Unisex

Lat/Long: [42.31643, -83.73199]

Finding: 12

The hygiene dispenser projects more than 4 inches into the circulation path.

Wall-mounted objects that have leading edges between 27 inches and 80 inches from the floor must not project more than 4 inches into the circulation path. Protruding objects that extend to the floor or within 27 inches of the floor are cane detectable and are therefore not hazardous. Where it is necessary or desirable to have objects protrude from the wall, a manner of cane detection must be provided.

2010 ADAS Section 307.2

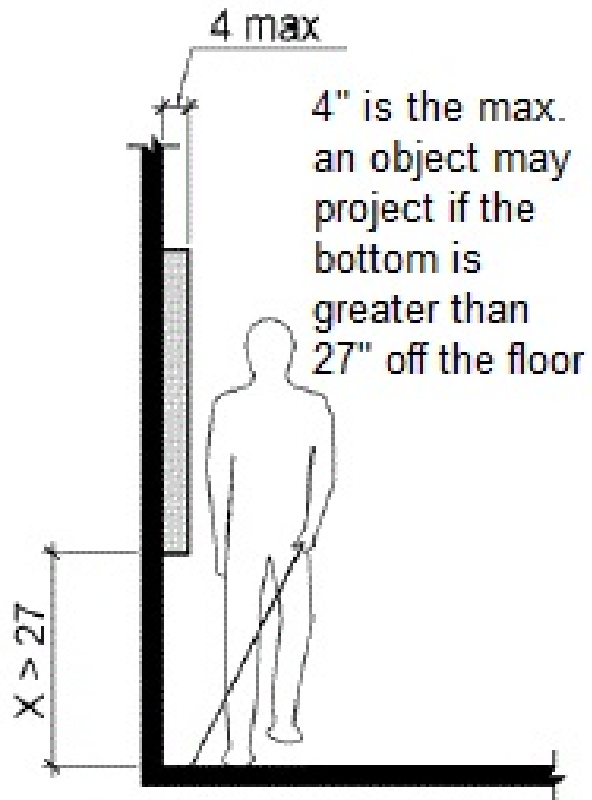
Objects with leading edges more than 27 inches (685 mm) and not more than 80 inches (2030 mm) above the finish floor or ground shall protrude 4 inches (100 mm) maximum horizontally into the circulation path.

Citation:

2010 ADAS Section: 307.2

As Built:

N/A



Play Area: Swings

Lat/Long: [42.3178, -83.73214]

Finding: 13

The ramps exceeds the maximum running slope (direction of travel) allowable of 8.33%.

Ramps should have the least possible slope but in no case more than 8.3% (1:12).

2010 ADAS Section 405.2

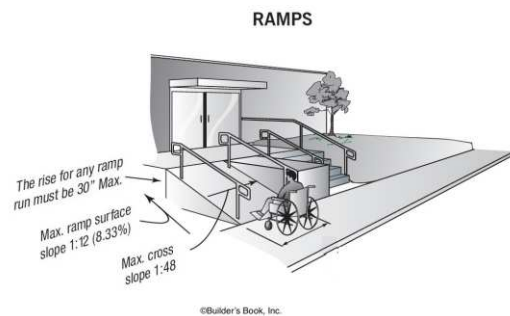
Ramp runs shall have a running slope not steeper than 1:12.

Citation:

2010 ADAS Section: 405.2

As Built:

Entrance to swings
has a slope of 24%



Play Area: Swings

Lat/Long: [42.3178, -83.73214]

Finding: 14

The accessible route contains loose gravel and/or surface materials that do not provide for a stable, firm slip resistant surface.

Floor and ground surfaces shall be stable, firm, and slip resistant.

2010 ADAS Section 302.1

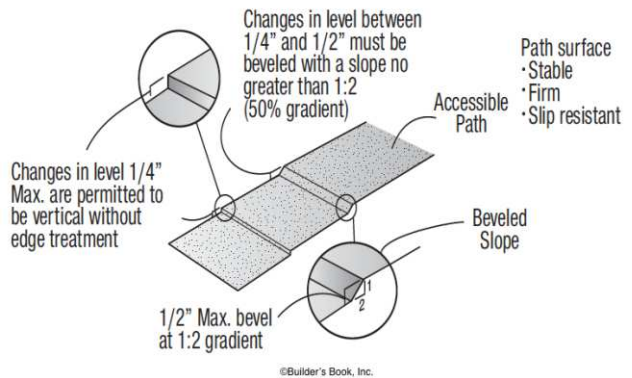
Floor and ground surfaces shall be stable, firm, and slip resistant and shall comply with 302.

Citation:

2010 ADAS Section: 302.1

As Built:

grass/dirt



Play Area: Swings

Lat/Long: [42.31379, -83.71991]

Finding: 15

The entry point or seat is not within the compliant range above the ground.

Were play components require transfer to entry points or seats, the entry points or seats shall be 11 inches minimum and 24 inches maximum from the clear floor or ground space.

2010 ADAS Section 1008.4.4

Where play components require transfer to entry points or seats, the entry points or seats shall be 11 inches (280 mm) minimum and 24 inches (610 mm) maximum from the clear floor or ground space.

Citation:

2010 ADAS Section: 1008.4.4

As Built:

N/A



Soccer Field: Seating

Lat/Long: [42.31662, -83.72802]

Finding: 16

There is no accessible route to the accessible element.

At least one accessible route shall connect accessible buildings, accessible facilities, accessible elements, and accessible spaces that are on the same site.

2010 ADAS Section 206.2.2

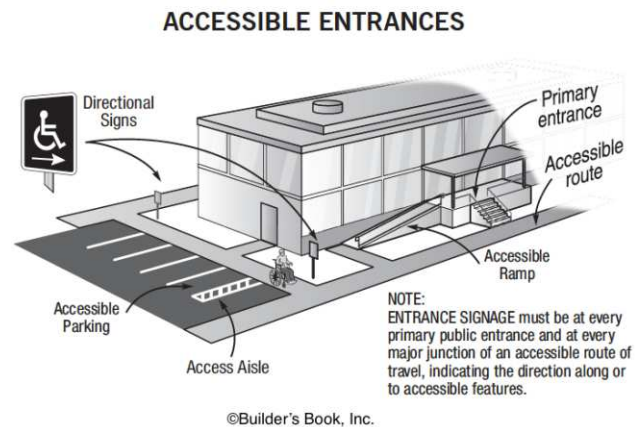
At least one accessible route shall connect accessible buildings, accessible facilities, accessible elements, and accessible spaces that are on the same site.

Citation:


2010 ADAS Section: 206.2.2

As Built:

No accessible route to soccer field



Site Accessibility Evaluation



Onder Nature
295 BROOKSIDE DR
Old Fourth Ward, MI 48104
ADA Only

Inspection Date: 07/11/2022

Inspectors: Aileen Dryden, Arturo Pinero, Jesus Lardizabal, Juvelyn Owen, Olaf Brunjes

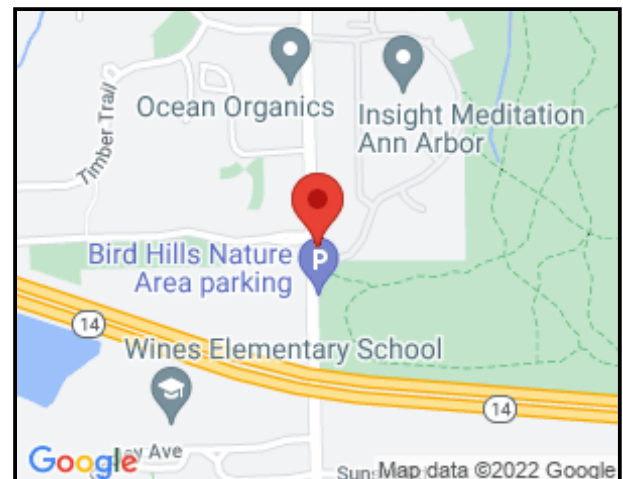
Prepared By



(512) 410 - 7059

alturalp.com

Report Date: 11/09/2022



DNR Accessibility Grading System for Parks and Recreation Facilities

Accessibility Grade

Definition

1

None of the facilities meet accessibility guidelines

2

Some facilities meet accessibility guidelines

3

Most facilities meet accessibility guidelines


4

The entire park meets accessibility guidelines

5

The entire park was developed using the principles of universal design

Site Accessibility Evaluation



Pilgrim Park
2966 Verle Ave
Mitchell, MI 48108
ADA Only

Inspection Date: 05/23/2022

Inspectors: Aileen Dryden, Arturo Pinero

Prepared By



(512) 410 - 7059

alturalp.com

Report Date: 11/09/2022



DNR Accessibility Grading System for Parks and Recreation Facilities

Accessibility Grade

Definition

1

None of the facilities meet accessibility guidelines

2

Some facilities meet accessibility guidelines

3

Most facilities meet accessibility guidelines

4

The entire park meets accessibility guidelines

5

The entire park was developed using the principles of universal design

Trail System: Trail

Lat/Long: [42.23828, -83.70119]

Finding: 1 - Route

The accessible route contains loose gravel and/or surface materials that do not provide for a stable, firm slip resistant surface.

Floor and ground surfaces shall be stable, firm, and slip resistant.

2010 ADAS Section 302.1

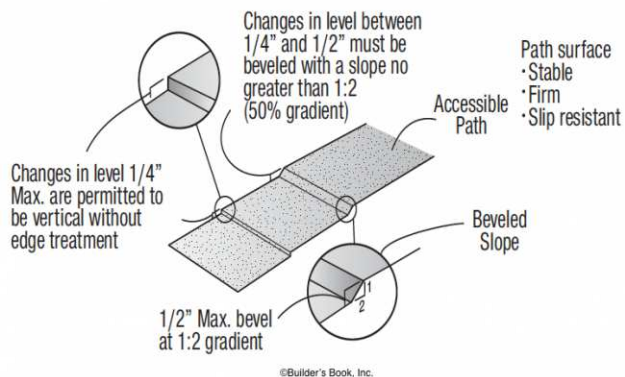
Floor and ground surfaces shall be stable, firm, and slip resistant and shall comply with 302.

Citation:

2010 ADAS Section: 302.1

As Built:

Surface is asphalt with cracks and excessive cross slope



Green Space: Sidewalks

Lat/Long: [42.23844, -83.70223]

Finding: 2 - Route

The route contains openings greater than 1/2 inch.

Openings in floor or ground surfaces shall not allow passage of a sphere more than 1/2 inch diameter. Elongated openings shall be placed so that the long dimension is perpendicular to the dominant direction of travel.

2010 ADAS Section 302.3

Openings in floor or ground surfaces shall not allow passage of a sphere more than 1/2 inch (13 mm) diameter except as allowed in 407.4.3, 409.4.3, 410.4, 810.5.3 and 810.10. Elongated openings shall be placed so that the long dimension is perpendicular to the dominant direction of travel.

Citation:

2010 ADAS Section: 302.3

As Built:

horizontal opening between right of way and trail



Green Space: Drinking Fountain

Lat/Long: [42.23808, -83.70129]

Finding: 3 - drinking fountain

The drinking fountain has multiple violations.

Drinking fountains must be on an accessible route that provides a 30 inch by 48 inch clear floor space centered on the low unit, allowing a forward approach.

Spout outlets shall be 36 inches maximum above the finish floor or ground. Spout outlets of drinking fountains for standing persons shall be 38 inches minimum and 43 inches maximum above the finish floor or ground. The spout shall be located 15 inches minimum from the vertical support and 5 inches maximum from the front edge of the unit, including bumpers. The spout shall provide a flow of water 4 inches high minimum and shall be located 5 inches maximum from the front of the unit. The angle of the water stream shall be measured horizontally relative to the front face of the unit. Where spouts are located less than 3 inches of the front of the unit, the angle of the water stream shall be 30 degrees maximum. Where spouts are located between 3 inches and 5 inches maximum from the front of the unit, the angle of the water stream shall be 15 degrees maximum. Operable parts shall comply with applicable standards.

2010 ADAS Section 403.5.1

Except as provided in 403.5.2 and 403.5.3, the clear width of walking surfaces shall be 36 inches (915 mm) minimum.

2010 ADAS Section 602.1

Drinking fountains shall comply with 307 and 602.

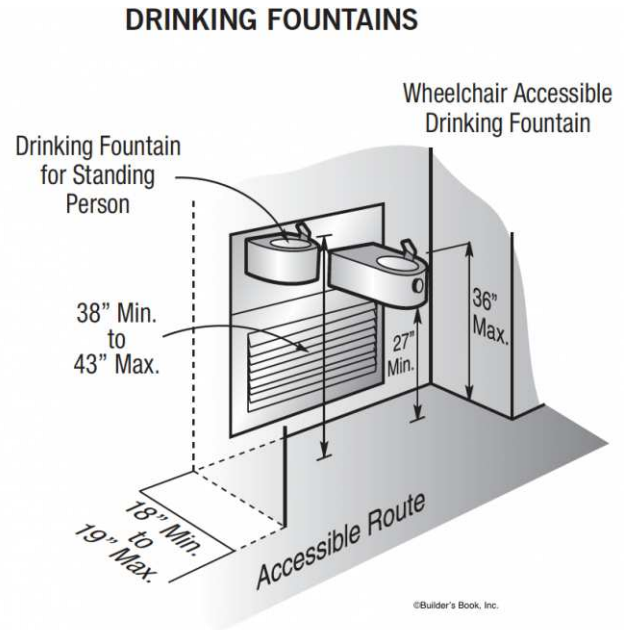
Citation:

2010 ADAS Section: 403.5.1, 602.1

As Built:

Non-compliant drinking fountain

Finding #3 Continued



Green Space: Picnic Area

Lat/Long: [42.23773, -83.70125]

Finding: 4 - picnic table

The route of travel does not meet minimum width requirements around the turn.

Where the accessible route makes a 180 degree turn around an element which is less than 48 inches wide, clear width shall be 42 inches minimum approaching the turn, 48 inches minimum at the turn and 42 inches minimum leaving the turn. Where the clear width at the turn is 60 inches minimum a clear width 36 inches minimum approaching the turn, and 36 inches minimum at the turn is acceptable.

2010 ADAS Section 403.5.2

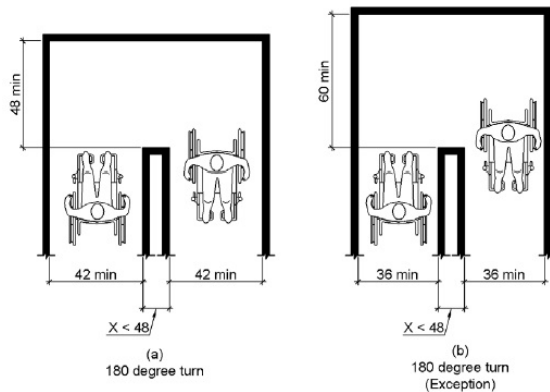
Where the accessible route makes a 180 degree turn around an element which is less than 48 inches (1220 mm) wide, clear width shall be 42 inches (1065 mm) minimum approaching the turn, 48 inches (1220 mm) minimum at the turn and 42 inches (1065 mm) minimum leaving the turn.

Citation:

2010 ADAS Section: 403.5.2

As Built:

There is no accessible route to the wheelchair seating space of the picnic table



Green Space: Receptacle

Lat/Long: [42.23859, -83.70172]

Finding: 5 - Route

The accessible route contains loose gravel and/or surface materials that do not provide for a stable, firm slip resistant surface.

Floor and ground surfaces shall be stable, firm, and slip resistant.

2010 ADAS Section 302.1

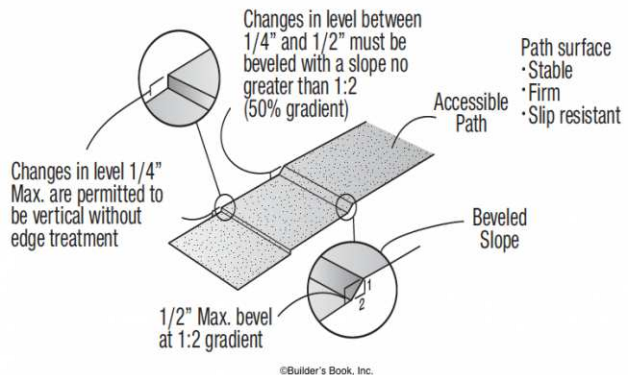
Floor and ground surfaces shall be stable, firm, and slip resistant and shall comply with 302.

Citation:

2010 ADAS Section: 302.1

As Built:

No accessible route provided to trash can



Play Area: Playground

Lat/Long: [42.23818, -83.7012]

Finding: 6

Compliance with ASTM F1951 for accessibility for ground surfaces on accessible routes, clear floor or ground spaces, and turning spaces has not been determined.

Ground surfaces shall comply with ASTM F 1951. Ground surfaces shall be inspected and maintained regularly and frequently to ensure continued compliance with ASTM F 1951.

2010 ADAS Section 1008.2.6.1

Ground surfaces shall comply with ASTM F 1951 (incorporated by reference, see "Referenced Standards" in Chapter 1). Ground surfaces shall be inspected and maintained regularly and frequently to ensure continued compliance with ASTM F 1951.

Citation:

2010 ADAS Section: 1008.2.6.1

As Built:

Play area has a non-compliant ground surface



Finding #6 Additional Finding Photos



Play Area: Playground

Lat/Long: [42.23818, -83.7012]

Finding: 7

The clear width of the accessible route connecting the elevated play components is not wide enough.

The clear width of accessible routes connecting elevated play components shall be 36 inches minimum.

2010 ADAS Section 1008.2.4.2

The clear width of accessible routes connecting elevated play components shall be 36 inches (915 mm) minimum.

Citation:

2010 ADAS Section: 1008.2.4.2

As Built:

Elevated playground equipment is non-compliant



Finding #7 Additional Finding Photos



Play Area: Playground

Lat/Long: [42.23818, -83.7012]

Finding: 8

The walkway contains changes in level greater than a 1/2 inch high that should be ramped.

Changes in level greater than 1/2 inch high shall be constructed as a ramp or curb ramp.

2010 ADAS Section 303.4

Changes in level greater than 1/2 inch (13 mm) high shall be ramped, and shall comply with 405 or 406.

Citation:

2010 ADAS Section: 303.4

As Built:

Accessible route has non-compliant changes in level



Site Accessibility Evaluation



Pittsview Park
3050 Pittsview Dr
Mitchell, MI 48104
ADA Only

Inspection Date: 05/23/2022

Inspectors: Aileen Dryden, Arturo Pinero

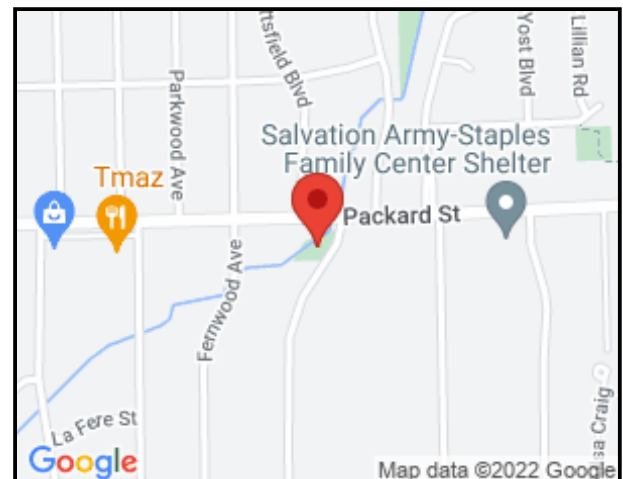
Prepared By



(512) 410 - 7059

alturalp.com

Report Date: 11/09/2022



DNR Accessibility Grading System for Parks and Recreation Facilities

Accessibility Grade

Definition

1

None of the facilities meet accessibility guidelines

2

Some facilities meet accessibility guidelines

3

Most facilities meet accessibility guidelines

4

The entire park meets accessibility guidelines

5

The entire park was developed using the principles of universal design

Green Space: Picnic Area

Lat/Long: [42.24437, -83.69269]

Finding: 1 - Route

The accessible route contains loose gravel and/or surface materials that do not provide for a stable, firm slip resistant surface.

Floor and ground surfaces shall be stable, firm, and slip resistant.

2010 ADAS Section 302.1

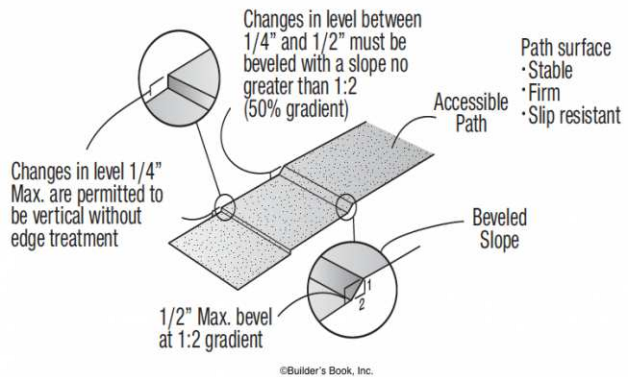
Floor and ground surfaces shall be stable, firm, and slip resistant and shall comply with 302.

Citation:

2010 ADAS Section: 302.1

As Built:

No accessible route provided to picnic table



Green Space: Receptacle

Lat/Long: [42.23943, -83.68661]

Finding: 2 - Route

The accessible route contains loose gravel and/or surface materials that do not provide for a stable, firm slip resistant surface.

Floor and ground surfaces shall be stable, firm, and slip resistant.

2010 ADAS Section 302.1

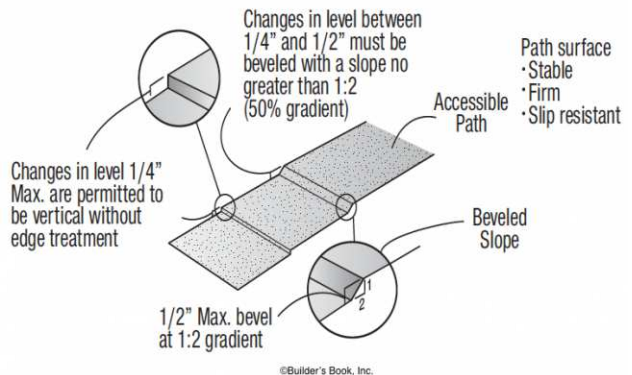
Floor and ground surfaces shall be stable, firm, and slip resistant and shall comply with 302.

Citation:

2010 ADAS Section: 302.1

As Built:

No accessible route provided to trash can



Green Space: Pet Waste Beags Dispenser

Lat/Long: [42.23935, -83.68671]

Finding: 3 - Route

The accessible route contains loose gravel and/or surface materials that do not provide for a stable, firm slip resistant surface.

Floor and ground surfaces shall be stable, firm, and slip resistant.

2010 ADAS Section 302.1

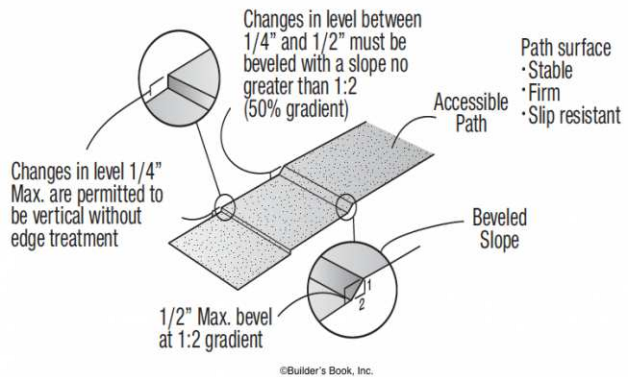
Floor and ground surfaces shall be stable, firm, and slip resistant and shall comply with 302.

Citation:

2010 ADAS Section: 302.1

As Built:

No accessible route provided to bag dispenser



Site Accessibility Evaluation



Placid Way Park
2399 PLACID WAY
Old Fourth Ward, MI 48104
ADA Only

Inspection Date: 07/11/2022

Inspectors: Aileen Dryden, Arturo Pinero, Jesus Lardizabal, Juvelyn Owen, Olaf Brunjes

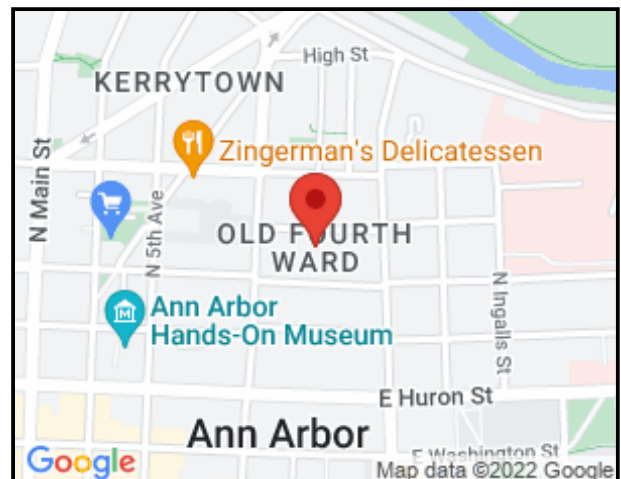
Prepared By



(512) 410 - 7059

alturalp.com

Report Date: 11/09/2022



DNR Accessibility Grading System for Parks and Recreation Facilities

Accessibility Grade

Definition

1

None of the facilities meet accessibility guidelines

2

Some facilities meet accessibility guidelines

3

Most facilities meet accessibility guidelines

4

The entire park meets accessibility guidelines

5

The entire park was developed using the principles of universal design

Trail System: Trail

Lat/Long: [42.31413, -83.71594]

Finding: 1

The walkway contains abrupt vertical edges and/or variations over a 1/2 inch.

1/4 inch is the maximum vertical rise. Changes in level between 1/4 inch and 1/2 inch must be beveled at 1:2 or less.

Changes in level greater than 1/2 inch must be by way of a ramp.

2010 ADAS Section 303.3

Changes in level between 1/4 inch (6.4 mm) high minimum and 1/2 inch (13 mm) high maximum shall be beveled with a slope not steeper than 1:2.

2010 ADAS Section 303.2

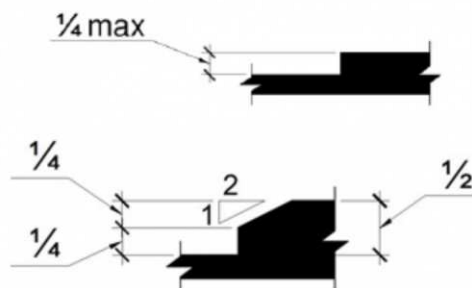
Changes in level of 1/4 inch (6.4 mm) high maximum shall be permitted to be vertical.

Citation:

2010 ADAS Section: 303.3, 303.2

As Built:

200 linear feet of route is broken



Trail System: Trail

Lat/Long: [42.31544, -83.71629]

Finding: 2

The walkway contains abrupt vertical edges and/or variations over a 1/2 inch.

1/4 inch is the maximum vertical rise. Changes in level between 1/4 inch and 1/2 inch must be beveled at 1:2 or less.

Changes in level greater than 1/2 inch must be by way of a ramp.

2010 ADAS Section 303.3

Changes in level between 1/4 inch (6.4 mm) high minimum and 1/2 inch (13 mm) high maximum shall be beveled with a slope not steeper than 1:2.

2010 ADAS Section 303.2

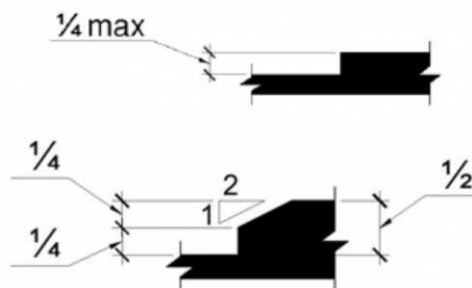
Changes in level of 1/4 inch (6.4 mm) high maximum shall be permitted to be vertical.

Citation:

2010 ADAS Section: 303.3, 303.2

As Built:

200 linear feet of route is broken



Trail System: Trail

Lat/Long: [42.31419, -83.71629]

Finding: 3

The walkway contains abrupt vertical edges and/or variations over a 1/2 inch.

1/4 inch is the maximum vertical rise. Changes in level between 1/4 inch and 1/2 inch must be beveled at 1:2 or less.

Changes in level greater than 1/2 inch must be by way of a ramp.

2010 ADAS Section 303.3

Changes in level between 1/4 inch (6.4 mm) high minimum and 1/2 inch (13 mm) high maximum shall be beveled with a slope not steeper than 1:2.

2010 ADAS Section 303.2

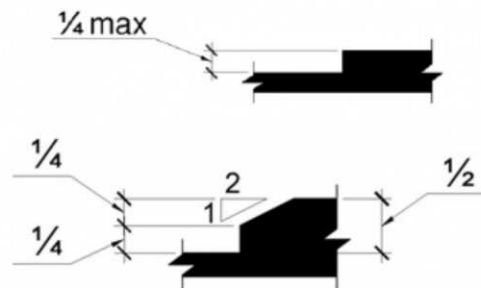
Changes in level of 1/4 inch (6.4 mm) high maximum shall be permitted to be vertical.

Citation:

2010 ADAS Section: 303.3, 303.2

As Built:

200 linear feet of route is broken



Trail System: Trail

Lat/Long: [42.31468, -83.71632]

Finding: 4

The walkway contains abrupt vertical edges and/or variations over a 1/2 inch.

1/4 inch is the maximum vertical rise. Changes in level between 1/4 inch and 1/2 inch must be beveled at 1:2 or less.

Changes in level greater than 1/2 inch must be by way of a ramp.

2010 ADAS Section 303.3

Changes in level between 1/4 inch (6.4 mm) high minimum and 1/2 inch (13 mm) high maximum shall be beveled with a slope not steeper than 1:2.

2010 ADAS Section 303.2

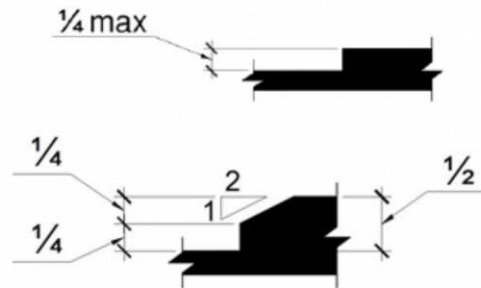
Changes in level of 1/4 inch (6.4 mm) high maximum shall be permitted to be vertical.

Citation:

2010 ADAS Section: 303.3, 303.2

As Built:

200 linear feet of route is broken



Green Space: Sidewalks

Lat/Long: [42.31438, -83.7162]

Finding: 5

There is no accessible route to the court.

In court sports, at least one accessible route shall be directly connected to the court.

2010 ADAS Section 206.2.12

In court sports, at least one accessible route shall directly connect both sides of the court.

Citation:

2010 ADAS Section: 206.2.12

As Built:

20 linear feet of accessible route is missing to play area



Play Area: Playground

Lat/Long: [42.3136, -83.71631]

Finding: 6

An accessible route is not provided within the play area or it does not connect accessible ground level components, elevated components, or the entry and exit points of the play components.

At least one accessible route shall be provided within the play area. The accessible route shall connect ground level play components required to be accessible and elevated play components required to be accessible, including entry and exit points of the play components.

2010 ADAS Section 206.2.17.1

At least one accessible route shall be provided within the play area. The accessible route shall connect ground level play components required to comply with 240.2.1 and elevated play components required to comply with 240.2.2, including entry and exit points of the play components.

Citation:

2010 ADAS Section: 206.2.17.1

As Built:

Accessible route is missing to swings



Play Area: Playground

Lat/Long: [42.3144, -83.71624]

Finding: 7

There is no accessible route to the element.

At least one accessible route shall connect accessible buildings, accessible facilities, accessible elements, and accessible spaces that are on the same site.

2010 ADAS Section 206.2.2

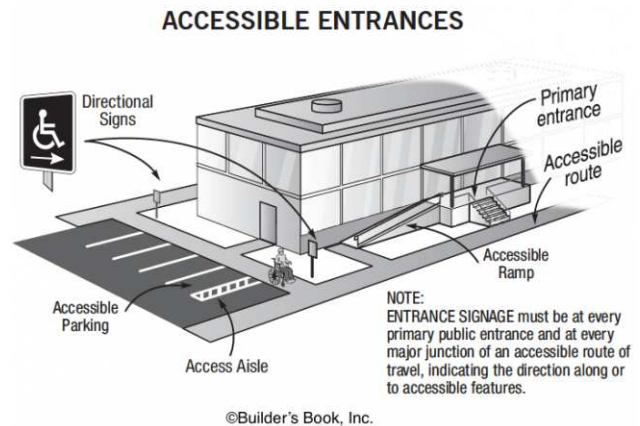
At least one accessible route shall connect accessible buildings, accessible facilities, accessible elements, and accessible spaces that are on the same site.

Citation:

2010 ADAS Section: 206.2.2

As Built:

Accessible route is missing to picnic table



Play Area: Playground

Lat/Long: [42.3141, -83.7161]

Finding: 8

Compliance with ASTM F1951 for accessibility for ground surfaces on accessible routes, clear floor or ground spaces, and turning spaces has not been determined.

Ground surfaces shall comply with ASTM F 1951. Ground surfaces shall be inspected and maintained regularly and frequently to ensure continued compliance with ASTM F 1951.

2010 ADAS Section 1008.2.6.1

Ground surfaces shall comply with ASTM F 1951 (incorporated by reference, see "Referenced Standards" in Chapter 1). Ground surfaces shall be inspected and maintained regularly and frequently to ensure continued compliance with ASTM F 1951.

Citation:

2010 ADAS Section: 1008.2.6.1

As Built:

Play area ground surface is non-compliant



Play Area: Playground

Lat/Long: [42.31372, -83.71604]

Finding: 9

The ramps exceeds the maximum running slope (direction of travel) allowable of 8.33%.

Ramps should have the least possible slope but in no case more than 8.3% (1:12).

2010 ADAS Section 405.2

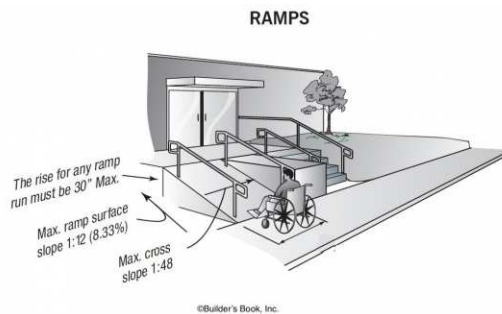
Ramp runs shall have a running slope not steeper than 1:12.

Citation:

2010 ADAS Section: 405.2

As Built:

Ramp to play area has a running slope greater than 8.33%



Play Area: Playground

Lat/Long: [42.31372, -83.71611]

Finding: 10

The transfer platform is not within the compliant range above the ground.

The height of transfer platforms shall be 11 inches minimum and 18 inches maximum measured to the top of the surface from the ground or floor surface.

2010 ADAS Section 1008.3.1.2

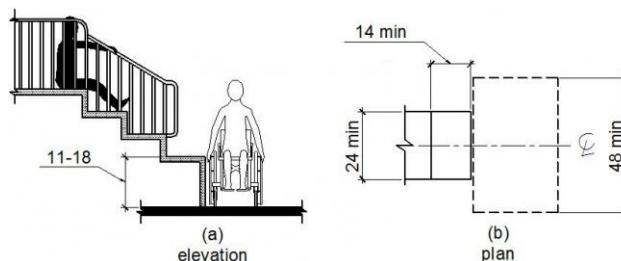
The height of transfer platforms shall be 11 inches (280 mm) minimum and 18 inches (455 mm) maximum measured to the top of the surface from the ground or floor surface.

Citation:

2010 ADAS Section: 1008.3.1.2

As Built:

Playground equipment does not have a compliant entry



Site Accessibility Evaluation



**Plymouth Parkway Park
1100 Plymouth Rd
Northside, MI 48105
ADA Only**

Inspection Date: 07/11/2022

Inspectors: Aileen Dryden, Arturo Pinero, Jesus Lardizabal, Juvelyn Owen, Olaf Brunjes

Prepared By



(512) 410 - 7059

alturalp.com

Report Date: 11/09/2022



DNR Accessibility Grading System for Parks and Recreation Facilities

Accessibility Grade

Definition

1

None of the facilities meet accessibility guidelines

2

Some facilities meet accessibility guidelines

3

Most facilities meet accessibility guidelines

4

The entire park meets accessibility guidelines

5

The entire park was developed using the principles of universal design

Trail System: Trail

Lat/Long: [42.29078, -83.73621]

Finding: 1

The route contains openings greater than 1/2 inch.

Openings in floor or ground surfaces shall not allow passage of a sphere more than 1/2 inch diameter. Elongated openings shall be placed so that the long dimension is perpendicular to the dominant direction of travel.

2010 ADAS Section 302.3

Openings in floor or ground surfaces shall not allow passage of a sphere more than 1/2 inch (13 mm) diameter except as allowed in 407.4.3, 409.4.3, 410.4, 810.5.3 and 810.10. Elongated openings shall be placed so that the long dimension is perpendicular to the dominant direction of travel.

Citation:

2010 ADAS Section: 302.3

As Built:

Accessible route has non-compliant changes in level



Trail System: Trail

Lat/Long: [42.29084, -83.73666]

Finding: 2

The accessible route contains loose gravel and/or surface materials that do not provide for a stable, firm slip resistant surface.

Floor and ground surfaces shall be stable, firm, and slip resistant.

2010 ADAS Section 302.1

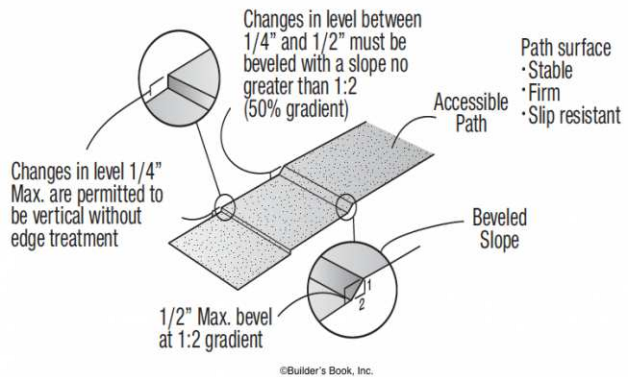
Floor and ground surfaces shall be stable, firm, and slip resistant and shall comply with 302.

Citation:

2010 ADAS Section: 302.1

As Built:

120 LF of non-compliant surface on accessible route



Trail System: Trail

Lat/Long: [42.29086, -83.73664]

Finding: 3

The route contains openings greater than 1/2 inch.

Openings in floor or ground surfaces shall not allow passage of a sphere more than 1/2 inch diameter. Elongated openings shall be placed so that the long dimension is perpendicular to the dominant direction of travel.

2010 ADAS Section 302.3

Openings in floor or ground surfaces shall not allow passage of a sphere more than 1/2 inch (13 mm) diameter except as allowed in 407.4.3, 409.4.3, 410.4, 810.5.3 and 810.10. Elongated openings shall be placed so that the long dimension is perpendicular to the dominant direction of travel.

Citation:

2010 ADAS Section: 302.3

As Built:

Vegetation on accessible route creates non-compliant changes in level



Green Space: Picnic Area

Lat/Long: [42.29075, -83.73632]

Finding: 4

There is no accessible route to the element.

At least one accessible route shall connect accessible buildings, accessible facilities, accessible elements, and accessible spaces that are on the same site.

2010 ADAS Section 206.2.2

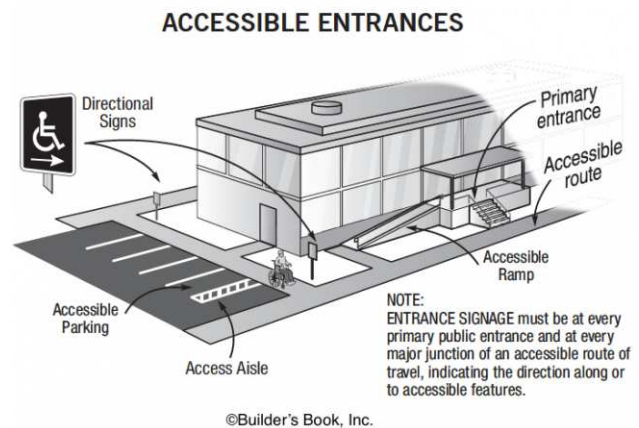
At least one accessible route shall connect accessible buildings, accessible facilities, accessible elements, and accessible spaces that are on the same site.

Citation:

2010 ADAS Section: 206.2.2

As Built:

No route to grill



Play Area: Playground

Lat/Long: [42.29072, -83.73644]

Finding: 5

Compliance with ASTM F1951 for accessibility for ground surfaces on accessible routes, clear floor or ground spaces, and turning spaces has not been determined.

Ground surfaces shall comply with ASTM F 1951. Ground surfaces shall be inspected and maintained regularly and frequently to ensure continued compliance with ASTM F 1951.

2010 ADAS Section 1008.2.6.1

Ground surfaces shall comply with ASTM F 1951 (incorporated by reference, see "Referenced Standards" in Chapter 1). Ground surfaces shall be inspected and maintained regularly and frequently to ensure continued compliance with ASTM F 1951.

Citation:


2010 ADAS Section: 1008.2.6.1

As Built:

Play area has non-compliant ground surface



Finding #5 Additional Finding Photos



Site Accessibility Evaluation



**Postmans Rest Park
1842 VINEWOOD BLVD
Old Fourth Ward, MI 48104
ADA Only**

Inspection Date: 07/11/2022

Inspectors: Aileen Dryden, Arturo Pinero, Jesus Lardizabal, Juvelyn Owen, Olaf Brunjes

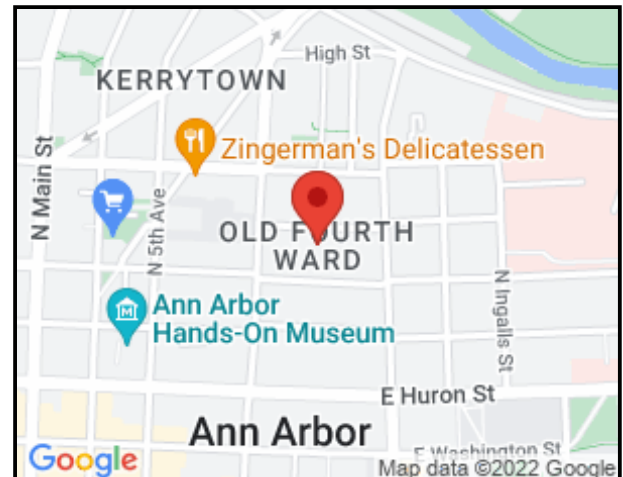
Prepared By



(512) 410 - 7059

alturalp.com

Report Date: 11/09/2022



DNR Accessibility Grading System for Parks and Recreation Facilities

Accessibility Grade

Definition

1

None of the facilities meet accessibility guidelines

2

Some facilities meet accessibility guidelines

3

Most facilities meet accessibility guidelines

4

The entire park meets accessibility guidelines

5

The entire park was developed using the principles of universal design

Green Space: Picnic Area

Lat/Long: [42.27, -83.72293]

Finding: 1

There are no accessible tables.

At least 5% of each type in each functional area of dining surfaces must be accessible and must be dispersed throughout the space or facility containing dining surfaces. An accessible table must be on an accessible route (36 inches minimum) and have knee and toe spaces at least 27 inches high, 30 inches wide and 17 inches deep. The tops of tables and counters shall be 28 inches to 34 inches from the floor or ground.

2010 ADAS Section 226.1

Where dining surfaces are provided for the consumption of food or drink, at least 5 percent of the seating spaces and standing spaces at the dining surfaces shall comply with 902. In addition, where work surfaces are provided for use by other than employees, at least 5 percent shall comply with 902.

Citation:

2010 ADAS Section: 226.1

As Built:

One table provided without an accessible dining surface



Play Area: Swing

Lat/Long: [42.26996, -83.72294]

Finding: 2

The accessible route contains loose gravel and/or surface materials that do not provide for a stable, firm slip resistant surface.

Floor and ground surfaces shall be stable, firm, and slip resistant.

2010 ADAS Section 302.1

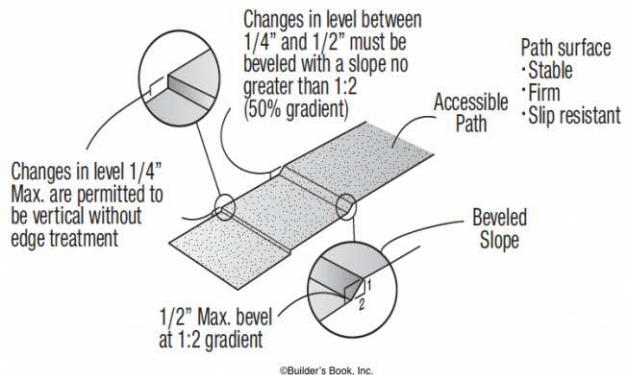
Floor and ground surfaces shall be stable, firm, and slip resistant and shall comply with 302.

Citation:

2010 ADAS Section: 302.1

As Built:

Swing does not have an accessible ground surface



Site Accessibility Evaluation



Redbud Nature Area
2380 Parkwood Ave
Ann Arbor, MI 48104
ADA Only

Inspection Date: 05/23/2022

Inspectors: Aileen Dryden, Arturo Pinero

Prepared By



(512) 410 - 7059
alturalp.com

Report Date: 11/09/2022



DNR Accessibility Grading System for Parks and Recreation Facilities

Accessibility Grade

Definition

1

None of the facilities meet accessibility guidelines

2

Some facilities meet accessibility guidelines

3

Most facilities meet accessibility guidelines

4

The entire park meets accessibility guidelines

5

The entire park was developed using the principles of universal design

Site Accessibility Evaluation



**Redwood Park
3055 Redwood Ave
Mitchell, MI 48108
ADA Only**

Inspection Date: 05/23/2022

Inspectors: Aileen Dryden, Arturo Pinero

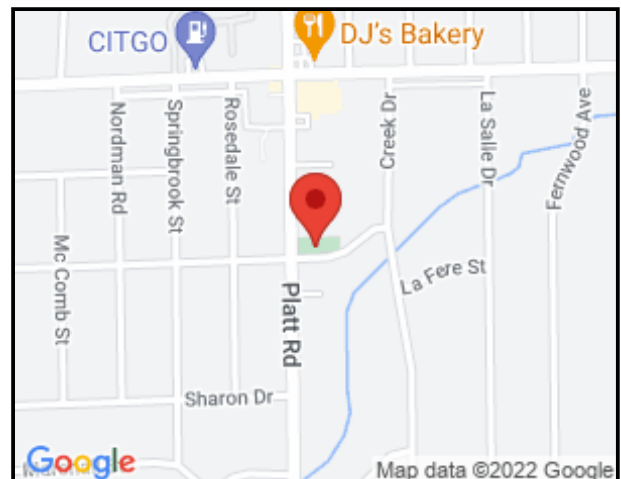
Prepared By



(512) 410 - 7059

alturalp.com

Report Date: 11/09/2022



DNR Accessibility Grading System for Parks and Recreation Facilities

Accessibility Grade

Definition

1

None of the facilities meet accessibility guidelines

2

Some facilities meet accessibility guidelines

3

Most facilities meet accessibility guidelines

4

The entire park meets accessibility guidelines

5

The entire park was developed using the principles of universal design

Trail System: Trail

Lat/Long: [42.2531581, -83.6944394], [42.2531581, -83.6944394]

Finding: 1 - Route to and trail condition

There is no accessible route of travel from the public way.

At least one accessible route shall be provided within the site from accessible parking spaces and accessible passenger loading zones; public streets and sidewalks; and public transportation stops to the accessible building or facility they serve.

2010 ADAS Section 206.2.1

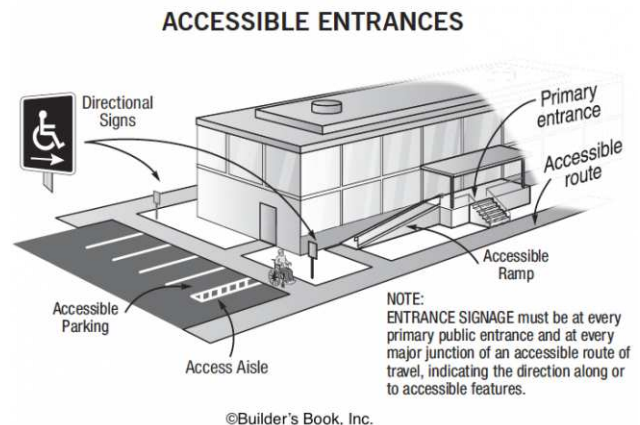
At least one accessible route shall be provided within the site from accessible parking spaces and accessible passenger loading zones; public streets and sidewalks; and public transportation stops to the accessible building or facility entrance they serve.

Citation:

2010 ADAS Section: 206.2.1

As Built:

Trail is dirt path, not providing a surface that is firm, stable, and slip resistant.



Finding #1 Additional Finding Photos



Trail System: Trail

Lat/Long: [42.2421, -83.69954]

Finding: 2

The accessible route on the site has running slopes greater than 5 percent and has not been constructed as a ramp (i.e. handrails, edge protection, etc.).

When the slope in the direction of travel of any walk exceeds 1 unit vertical in 20 units horizontal (5-percent slope), it must be constructed as a ramp. Surface cross slopes must not exceed one unit vertical in 48 units horizontal (2-percent slope).

2010 ADAS Section 403.3

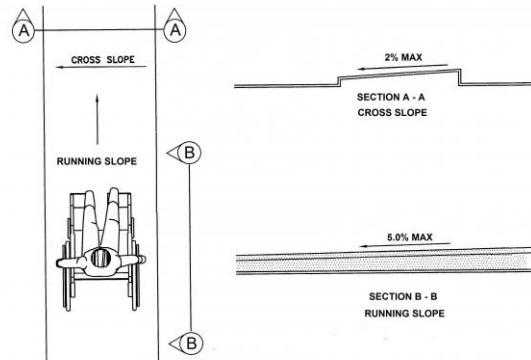
The running slope of walking surfaces shall not be steeper than 1:20. The cross slope of walking surfaces shall not be steeper than 1:48.

Citation:

2010 ADAS Section: 403.3

As Built:

The running slope of the sidewalk is greater than 5%, which is considered a ramp and must comply with the requirements of 406, or must be reduced to less than 5% and comply with 403.



Finding #2 Additional Finding Photos



Trail System: Trail

Lat/Long: [42.2421, -83.69954]

Finding: 3

The vegetation extends down too close to the route of travel.

Any obstruction that overhangs a circulation route must be a minimum of 80 inches above the walking surface as measured from the bottom of the obstruction.

2010 ADAS Section 307.3

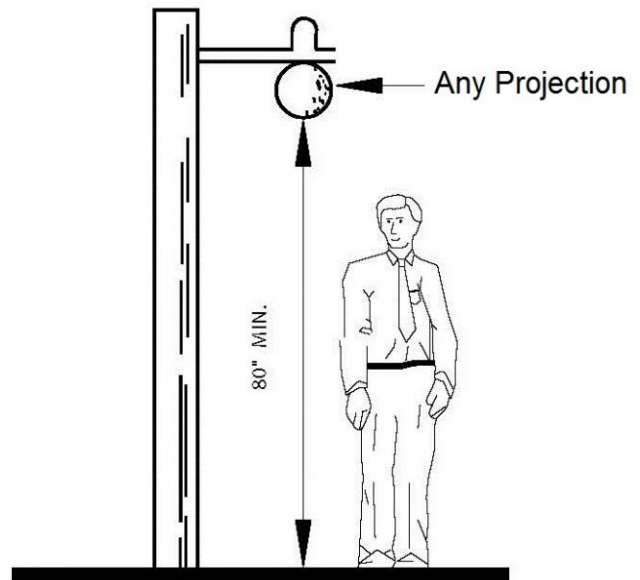
Free-standing objects mounted on posts or pylons shall overhang circulation paths 12 inches (305 mm) maximum when located 27 inches (685 mm) minimum and 80 inches (2030 mm) maximum above the finish floor or ground. Where a sign or other obstruction is mounted between posts or pylons and the clear distance between the posts or pylons is greater than 12 inches (305 mm), the lowest edge of such sign or obstruction shall be 27 inches (685 mm) maximum or 80 inches (2030 mm) minimum above the finish floor or ground.

Citation:

2010 ADAS Section: 307.3

As Built:

Tree branches protrude more than 4 inches at less than 80 inches high.



Trail System: Trail

Lat/Long: [42.2421, -83.69954]

Finding: 4

The vegetation extends down too close to the route of travel.

Any obstruction that overhangs a circulation route must be a minimum of 80 inches above the walking surface as measured from the bottom of the obstruction.

2010 ADAS Section 307.3

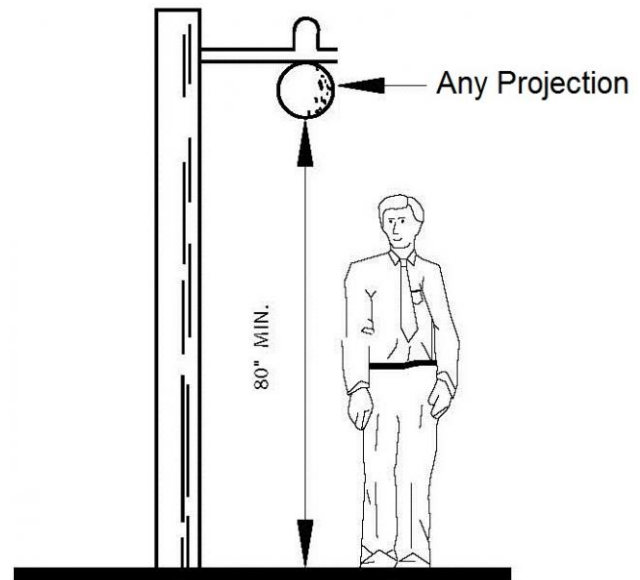
Free-standing objects mounted on posts or pylons shall overhang circulation paths 12 inches (305 mm) maximum when located 27 inches (685 mm) minimum and 80 inches (2030 mm) maximum above the finish floor or ground. Where a sign or other obstruction is mounted between posts or pylons and the clear distance between the posts or pylons is greater than 12 inches (305 mm), the lowest edge of such sign or obstruction shall be 27 inches (685 mm) maximum or 80 inches (2030 mm) minimum above the finish floor or ground.

Citation:

2010 ADAS Section: 307.3

As Built:

Tree branches protrude more than 4 inches at less than 80 inches high.



Green Space: Sidewalks

Lat/Long: [42.24263, -83.70006]

Finding: 5 - Route

The route contains openings greater than 1/2 inch.

Openings in floor or ground surfaces shall not allow passage of a sphere more than 1/2 inch diameter. Elongated openings shall be placed so that the long dimension is perpendicular to the dominant direction of travel.

2010 ADAS Section 302.3

Openings in floor or ground surfaces shall not allow passage of a sphere more than 1/2 inch (13 mm) diameter except as allowed in 407.4.3, 409.4.3, 410.4, 810.5.3 and 810.10. Elongated openings shall be placed so that the long dimension is perpendicular to the dominant direction of travel.

Citation:

2010 ADAS Section: 302.3

As Built:

There are horizontal openings along the accessible route that is greater than 1/2-inch and/or deeper than 1/4-inch.



Green Space: Receptacle

Lat/Long: [42.2532309, -83.6944519], [42.2532309, -83.6944519]

Wheel: N/A, Direction: N

Finding: 6 - Route

The accessible route contains loose gravel and/or surface materials that do not provide for a stable, firm slip resistant surface.

Floor and ground surfaces shall be stable, firm, and slip resistant.

2010 ADAS Section 302.1

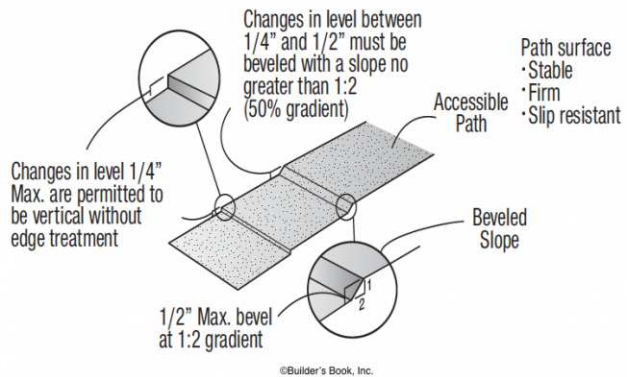
Floor and ground surfaces shall be stable, firm, and slip resistant and shall comply with 302.

Citation:

2010 ADAS Section: 302.1

As Built:

Grass is not a stable, firm, and slip resistant surface.



Site Accessibility Evaluation



Riverside Park
100 Canal Street
Old Fourth Ward, MI 48104
ADA Only
Inspection Date: 05/23/2022
Inspectors: Aileen Dryden, Arturo Pinero

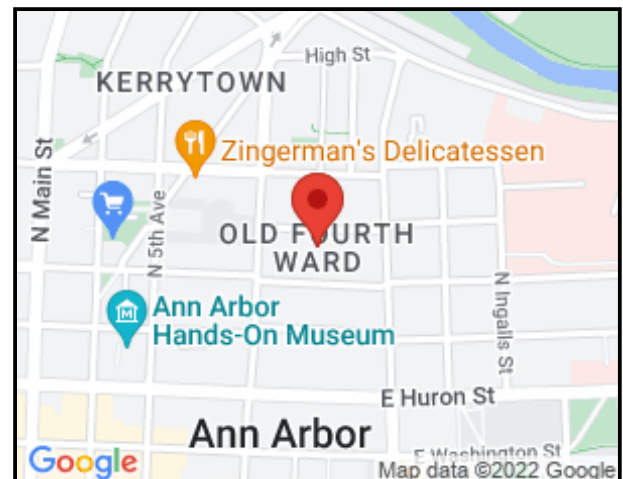
Prepared By



(512) 410 - 7059

alturalp.com

Report Date: 11/09/2022



DNR Accessibility Grading System for Parks and Recreation Facilities

Accessibility Grade

Definition

1

None of the facilities meet accessibility guidelines

2

Some facilities meet accessibility guidelines

3

Most facilities meet accessibility guidelines

4

The entire park meets accessibility guidelines

5

The entire park was developed using the principles of universal design

Green Space: Grill

Lat/Long: [42.28617, -83.73813]

Finding: 1 - Grill

There is no accessible route to the element.

At least one accessible route shall connect accessible buildings, accessible facilities, accessible elements, and accessible spaces that are on the same site.

2010 ADAS Section 206.2.2

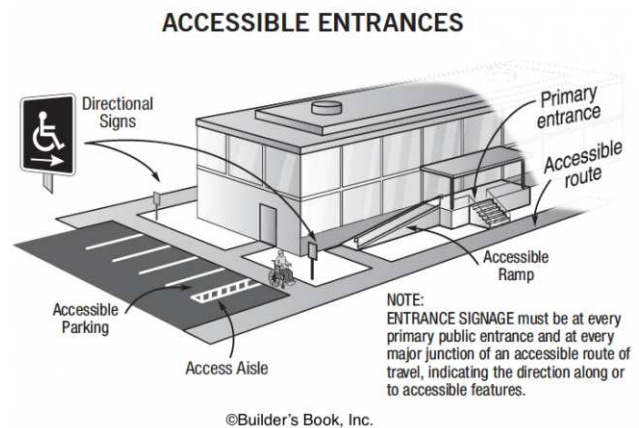
At least one accessible route shall connect accessible buildings, accessible facilities, accessible elements, and accessible spaces that are on the same site.

Citation:

2010 ADAS Section: 206.2.2

As Built:

The grill area has grass as the floor surface, which is not firm, stable, and slip resistant.



Green Space: Grill

Lat/Long: [42.28694, -83.73566]

Finding: 2

There is no accessible route to the element.

At least one accessible route shall connect accessible buildings, accessible facilities, accessible elements, and accessible spaces that are on the same site.

2010 ADAS Section 206.2.2

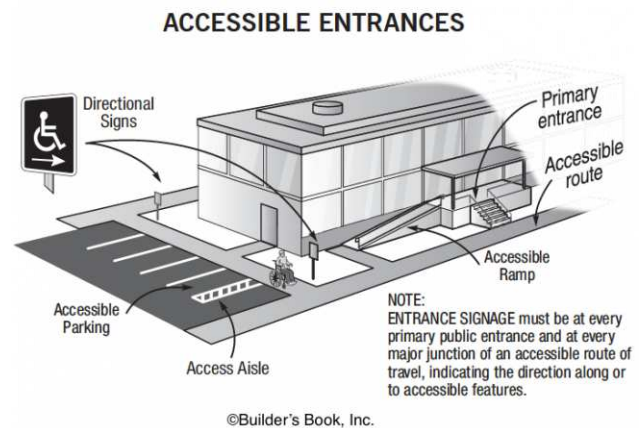
At least one accessible route shall connect accessible buildings, accessible facilities, accessible elements, and accessible spaces that are on the same site.

Citation:

2010 ADAS Section: 206.2.2

As Built:

The grill area has grass as the floor surface, which is not firm, stable, and slip resistant.



Play Area: Playground

Lat/Long: [42.2878, -83.7373]

Finding: 3

Compliance with ASTM F1951 for accessibility for ground surfaces on accessible routes, clear floor or ground spaces, and turning spaces has not been determined.

Ground surfaces shall comply with ASTM F 1951. Ground surfaces shall be inspected and maintained regularly and frequently to ensure continued compliance with ASTM F 1951.

2010 ADAS Section 1008.2.6.1

Ground surfaces shall comply with ASTM F 1951 (incorporated by reference, see "Referenced Standards" in Chapter 1). Ground surfaces shall be inspected and maintained regularly and frequently to ensure continued compliance with ASTM F 1951.

Citation:

2010 ADAS Section: 1008.2.6.1

As Built:

The play area has vegetation on the ground surface, which is not firm, stable, and slip resistant.



Finding #3 Additional Finding Photos



Play Area: Playground

Lat/Long: [42.2869, -83.73747]

Finding: 4

A transfer platform has not been provided.

Transfer platforms shall be provided where transfer is intended from wheelchairs or other mobility aids.

2010 ADAS Section 1008.3.1

Transfer platforms shall be provided where transfer is intended from wheelchairs or other mobility aids. Transfer platforms shall comply with 1008.3.1.

Citation:

2010 ADAS Section: 1008.3.1

As Built:

No transfer platform and steps are provided to the slide



Play Area: Small Playground

Lat/Long: [42.28781, -83.73656]

Finding: 5 - Surface Sm Play

Compliance with ASTM F1951 for accessibility for ground surfaces on accessible routes, clear floor or ground spaces, and turning spaces has not been determined.

Ground surfaces shall comply with ASTM F 1951. Ground surfaces shall be inspected and maintained regularly and frequently to ensure continued compliance with ASTM F 1951.

2010 ADAS Section 1008.2.6.1

Ground surfaces shall comply with ASTM F 1951 (incorporated by reference, see "Referenced Standards" in Chapter 1). Ground surfaces shall be inspected and maintained regularly and frequently to ensure continued compliance with ASTM F 1951.

Citation:

2010 ADAS Section: 1008.2.6.1

As Built:

Small play area has sand, which is not firm, stable, or slip resistant.



Play Area: Small Playground

Lat/Long: [42.28734, -83.7375]

Finding: 6 - Route Sm Play

Non-accessible entrance/s signage missing.

Directional signage pointing to the accessible entrance is required. If an accessible entrance is not available and is not "readily achievable" to provide, signage is recommended indicating that curbside service is available upon request or that services may be provided at a different accessible location. It is recommended that this sign have a working phone number that is always answered during regular business hours. Another option for consideration would be the installation of a door bell at an accessible location on the exterior of the business that will alert an attendant.

2010 ADAS Section 216.6

Where not all entrances comply with 404, entrances complying with 404 shall be identified by the International Symbol of Accessibility complying with 703.7.2.1. Directional signs complying with 703.5 that indicate the location of the nearest entrance complying with 404 shall be provided at entrances that do not comply with 404.

Citation:

2010 ADAS Section: 216.6

As Built:

There is no accessible route to the small play area, with an 8-inch change in level.



Baseball Field: Seating

Lat/Long: [42.28755, -83.73633]

Finding: 7 - Wheelchair Spaces

Based on the number of seats provided in this area, there should be a minimum of 2 wheelchair seating spaces.

Wheelchair spaces shall be provided in assembly areas with fixed seating.

2010 ADAS Section 221.2

Wheelchair spaces complying with 221.2 shall be provided in assembly areas with fixed seating.

2010 ADAS Section 221.2.1.1

Wheelchair spaces complying with 802.1 shall be provided in accordance with Table 221.2.1.1.

Citation:

2010 ADAS Section: 221.2, 221.2.1.1

As Built:

There are no wheelchair spaces provided at the bleachers



Number of Seats	Minimum Number of Required Wheelchair Spaces
4 to 25	1
26 to 50	2
51 to 150	4
151 to 300	5
301 to 500	6
501 to 5000	6, plus 1 for each 150, or fraction thereof, between 501 through 5000
5001 and over	36, plus 1 for each 200, or fraction thereof, over 5000

Baseball Field: Route

Lat/Long: [42.28779, -83.73625]

Finding: 8 - Route to Baseball field

The accessible route contains loose gravel and/or surface materials that do not provide for a stable, firm slip resistant surface.

Floor and ground surfaces shall be stable, firm, and slip resistant.

2010 ADAS Section 302.1

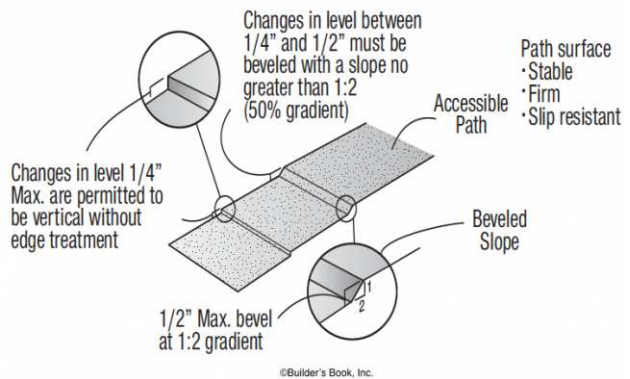
Floor and ground surfaces shall be stable, firm, and slip resistant and shall comply with 302.

Citation:


2010 ADAS Section: 302.1

As Built:

There is no accessible route to the baseball field; the route has grass with is not firm, stable, and slip resistant.



Site Accessibility Evaluation



**Riverwood Nature
1605 RIVERWOOD DR
Old Fourth Ward, MI 48104
ADA Only**

Inspection Date: 07/11/2022

Inspectors: Aileen Dryden, Arturo Pinero, Jesus Lardizabal, Juvelyn Owen, Olaf Brunjes

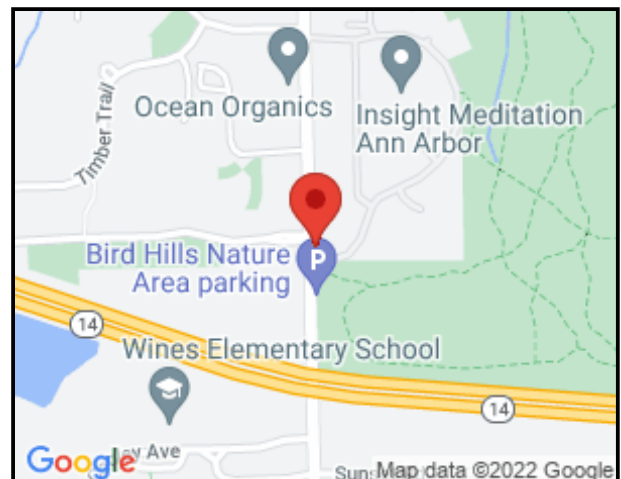
Prepared By



(512) 410 - 7059

alturalp.com

Report Date: 11/09/2022



DNR Accessibility Grading System for Parks and Recreation Facilities

Accessibility Grade

Definition

1

None of the facilities meet accessibility guidelines

2

Some facilities meet accessibility guidelines

3

Most facilities meet accessibility guidelines

4

The entire park meets accessibility guidelines

5

The entire park was developed using the principles of universal design

Site Accessibility Evaluation



Rose Park
2760 Packard St
Bryant Pattengill East, MI 48108
ADA Only
Inspection Date: 05/23/2022
Inspectors: Aileen Dryden, Arturo Pinero

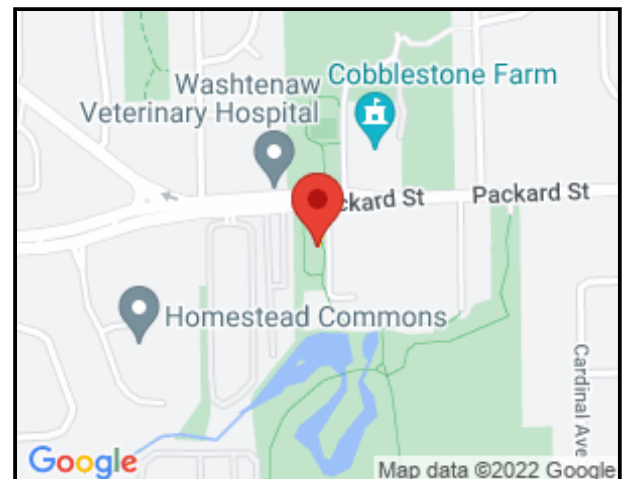
Prepared By



(512) 410 - 7059

alturalp.com

Report Date: 11/09/2022



DNR Accessibility Grading System for Parks and Recreation Facilities

Accessibility Grade

Definition

1

None of the facilities meet accessibility guidelines

2

Some facilities meet accessibility guidelines

3

Most facilities meet accessibility guidelines

4

The entire park meets accessibility guidelines

5

The entire park was developed using the principles of universal design

Parking: On-Street Parking

Lat/Long: [42.24345, -83.71152]

Finding: 1

There are no accessible parking stalls.

Each lot where parking is provided for the public as clients, guests or employees, shall provide accessible parking and shall be located on the shortest accessible route of travel from adjacent parking to an accessible entrance.

A minimum of one accessible stall is required and it must be sized and designated as a van accessible stall.

2010 ADAS Section 208.2.4

For every six or fraction of six parking spaces required by 208.2 to comply with 502, at least one shall be a van parking space complying with 502.

Citation:

2010 ADAS Section: 208.2.4

As Built:

There are no accessible parking spaces provided.



208.2 Parking Spaces	
Total Number of Parking Spaces Provided in Parking Facility	Minimum Number of Required Accessible Parking Spaces
1 to 25	1
26 to 50	2
51 to 75	3
76 to 100	4
101 to 150	5
151 to 200	6
201 to 300	7
301 to 400	8
401 to 500	9
501 to 1000	2 percent of total
1001 and over	20, plus 1 for each 100, or fraction thereof, over 1000

Trail System: Trail

Lat/Long: [42.24423, -83.71172]

Finding: 2 - trail

The route contains openings greater than 1/2 inch.

Openings in floor or ground surfaces shall not allow passage of a sphere more than 1/2 inch diameter. Elongated openings shall be placed so that the long dimension is perpendicular to the dominant direction of travel.

2010 ADAS Section 302.3

Openings in floor or ground surfaces shall not allow passage of a sphere more than 1/2 inch (13 mm) diameter except as allowed in 407.4.3, 409.4.3, 410.4, 810.5.3 and 810.10. Elongated openings shall be placed so that the long dimension is perpendicular to the dominant direction of travel.

Citation:

2010 ADAS Section: 302.3

As Built:

Accessible route has cracks where vegetation is growing, creating vertical changes in level greater than 1/4-inch or openings greater than 1/2-inch



Trail System: Trail

Lat/Long: [42.24358, -83.71156]

Finding: 3

The accessible route on the site has running slopes greater than 5 percent and has not been constructed as a ramp (i.e. handrails, edge protection, etc.).

When the slope in the direction of travel of any walk exceeds 1 unit vertical in 20 units horizontal (5-percent slope), it must be constructed as a ramp. Surface cross slopes must not exceed one unit vertical in 48 units horizontal (2-percent slope).

2010 ADAS Section 403.3

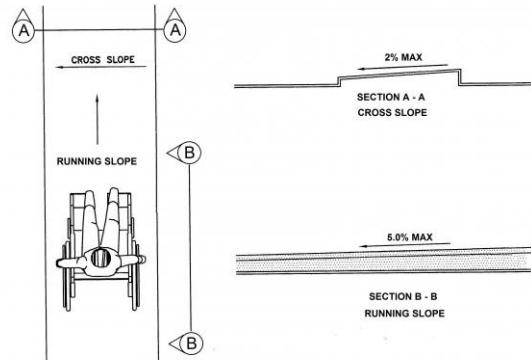
The running slope of walking surfaces shall not be steeper than 1:20. The cross slope of walking surfaces shall not be steeper than 1:48.

Citation:

2010 ADAS Section: 403.3

As Built:

Portions of the accessible routes have running slopes greater than 5%, which are considered ramps and must comply with the requirements of 405, or must be modified to have a running slope less than 5%.



Green Space: Sidewalks

Lat/Long: [42.24403, -83.71166]

Finding: 4 - Route

The walkway contains abrupt vertical edges and/or variations over 1/4 inch.

1/4 inch is the maximum vertical rise. Changes in level between 1/4 inch and 1/2 inch must be beveled at 1:2 or less.

Changes in level greater than 1/2 inch must be by way of a ramp.

2010 ADAS Section 303.3

Changes in level between 1/4 inch (6.4 mm) high minimum and 1/2 inch (13 mm) high maximum shall be beveled with a slope not steeper than 1:2.

2010 ADAS Section 303.2

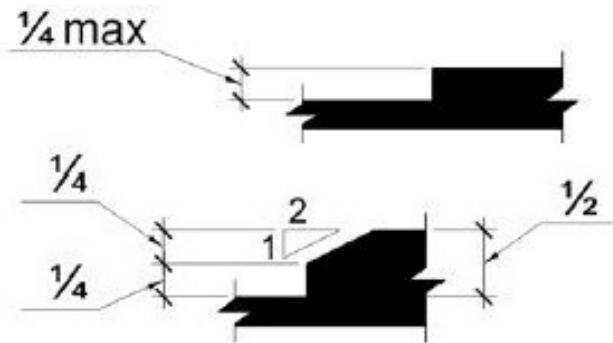
Changes in level of 1/4 inch (6.4 mm) high maximum shall be permitted to be vertical.

Citation:

2010 ADAS Section: 303.3, 303.2

As Built:

There is a vertical change in level greater than 1/4-inch (or 1/2-inch if beveled) between public sidewalk and park sidewalk



Green Space: Picnic Area

Lat/Long: [42.24366, -83.71174]

Finding: 5 - Picnic Table

There is no accessible route to the element.

At least one accessible route shall connect accessible buildings, accessible facilities, accessible elements, and accessible spaces that are on the same site.

2010 ADAS Section 206.2.2

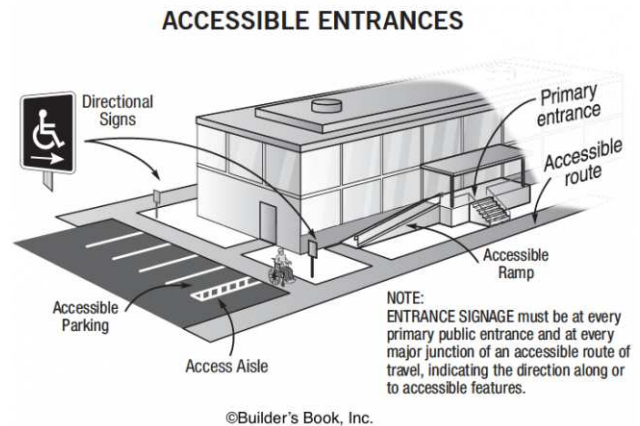
At least one accessible route shall connect accessible buildings, accessible facilities, accessible elements, and accessible spaces that are on the same site.

Citation:

2010 ADAS Section: 206.2.2

As Built:

There is no accessible route to the picnic table; grass is not a firm, stable, and slip resistant surface.



Play Area: Playground

Lat/Long: [42.24373, -83.71186]

Finding: 6 - swing

The entry point or seat is not within the compliant range above the ground.

Were play components require transfer to entry points or seats, the entry points or seats shall be 11 inches minimum and 24 inches maximum from the clear floor or ground space.

2010 ADAS Section 1008.4.4

Where play components require transfer to entry points or seats, the entry points or seats shall be 11 inches (280 mm) minimum and 24 inches (610 mm) maximum from the clear floor or ground space.

Citation:

2010 ADAS Section: 1008.4.4

As Built:

The swing seats are higher than 24 inches from the ground. Lower seats or raise the ground surface with more compliant wood mulch.



Play Area: Playground

Lat/Long: [42.24356, -83.71156]

Finding: 7

Compliance with ASTM F1951 for accessibility for ground surfaces on accessible routes, clear floor or ground spaces, and turning spaces has not been determined.

Ground surfaces shall comply with ASTM F 1951. Ground surfaces shall be inspected and maintained regularly and frequently to ensure continued compliance with ASTM F 1951.

2010 ADAS Section 1008.2.6.1

Ground surfaces shall comply with ASTM F 1951 (incorporated by reference, see "Referenced Standards" in Chapter 1). Ground surfaces shall be inspected and maintained regularly and frequently to ensure continued compliance with ASTM F 1951.

Citation:

2010 ADAS Section: 1008.2.6.1

As Built:

The play area does not provide a ground surface that is firm, stable, and slip resistant.



Finding #7 Additional Finding Photos



Site Accessibility Evaluation



**Ruthven Nature Area
100 E Huron St
Burns Park, MI 48104
ADA Only**

Inspection Date: 07/11/2022

Inspectors: Aileen Dryden, Arturo Pinero, Jesus Lardizabal, Juvelyn Owen, Olaf Brunjes

Prepared By



(512) 410 - 7059

alturalp.com

Report Date: 11/09/2022



DNR Accessibility Grading System for Parks and Recreation Facilities

Accessibility Grade

Definition

1

None of the facilities meet accessibility guidelines

2

Some facilities meet accessibility guidelines

3

Most facilities meet accessibility guidelines

4

The entire park meets accessibility guidelines

5

The entire park was developed using the principles of universal design

Site Accessibility Evaluation



Scarlett Mitchell Nature Area

3801 Platt Rd

Mitchell, MI 48108

ADA Only

Inspection Date: 05/23/2022

Inspectors: Aileen Dryden, Arturo Pinero

Prepared By



(512) 410 - 7059

alturalp.com

Report Date: 11/09/2022



DNR Accessibility Grading System for Parks and Recreation Facilities

Accessibility Grade

Definition

1

None of the facilities meet accessibility guidelines

2

Some facilities meet accessibility guidelines

3

Most facilities meet accessibility guidelines

4

The entire park meets accessibility guidelines

5

The entire park was developed using the principles of universal design

Site Accessibility Evaluation



Scheffler Park
3075 Edgewood Dr
Ann Arbor, MI 48104
ADA Only

Inspection Date: 05/23/2022

Inspectors: Aileen Dryden, Arturo Pinero

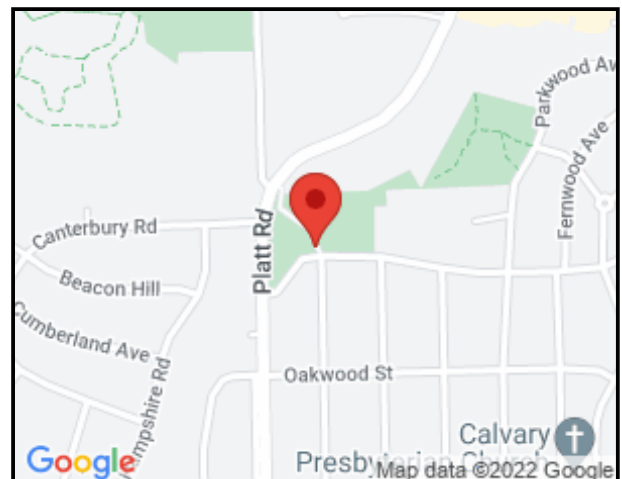
Prepared By



(512) 410 - 7059

alturalp.com

Report Date: 11/09/2022



DNR Accessibility Grading System for Parks and Recreation Facilities

Accessibility Grade

Definition

1

None of the facilities meet accessibility guidelines

2

Some facilities meet accessibility guidelines

3

Most facilities meet accessibility guidelines

4

The entire park meets accessibility guidelines

5

The entire park was developed using the principles of universal design

Parking: Parking LOt

Lat/Long: [42.25159, -83.69917]

Finding: 1

There are no accessible parking stalls.

Each lot where parking is provided for the public as clients, guests or employees, shall provide accessible parking and shall be located on the shortest accessible route of travel from adjacent parking to an accessible entrance.

A minimum of one accessible stall is required and it must be sized and designated as a van accessible stall.

2010 ADAS Section 208.2.4

For every six or fraction of six parking spaces required by 208.2 to comply with 502, at least one shall be a van parking space complying with 502.

Citation:

2010 ADAS Section: 208.2.4

As Built:

There are no accessible parking stalls provided



208.2 Parking Spaces	
Total Number of Parking Spaces Provided in Parking Facility	Minimum Number of Required Accessible Parking Spaces
1 to 25	1
26 to 50	2
51 to 75	3
76 to 100	4
101 to 150	5
151 to 200	6
201 to 300	7
301 to 400	8
401 to 500	9
501 to 1000	2 percent of total
1001 and over	20, plus 1 for each 100, or fraction thereof, over 1000

Trail System: Trail

Lat/Long: [42.25171, -83.69958]

Finding: 2

The accessible route on the site has running slopes greater than 5 percent and has not been constructed as a ramp (i.e. handrails, edge protection, etc.).

When the slope in the direction of travel of any walk exceeds 1 unit vertical in 20 units horizontal (5-percent slope), it must be constructed as a ramp. Surface cross slopes must not exceed one unit vertical in 48 units horizontal (2-percent slope).

2010 ADAS Section 403.3

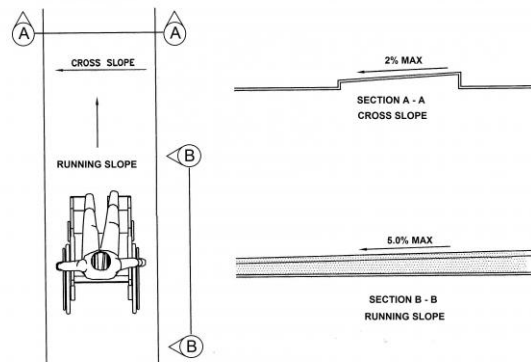
The running slope of walking surfaces shall not be steeper than 1:20. The cross slope of walking surfaces shall not be steeper than 1:48.

Citation:

2010 ADAS Section: 403.3

As Built:

Running slope of wooden bridge is 10.3%



Green Space: Drinking Fountain

Lat/Long: [42.25153, -83.69894]

Finding: 3

The clear floor space required at accessible drinking fountains is not centered on the low fountain.

At wheelchair accessible drinking fountains, the 30 inch by 48 inch clear floor space must be centered on the fountain.

2010 ADAS Section 602.2

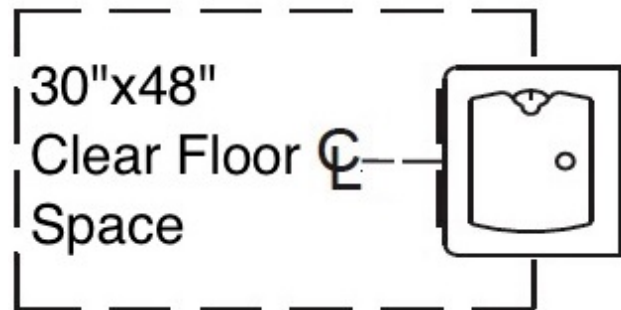
Units shall have a clear floor or ground space complying with 305 positioned for a forward approach and centered on the unit. Knee and toe clearance complying with 306 shall be provided.

Citation:

2010 ADAS Section: 602.2

As Built:

Slope of drinking fountain clear floor space is 3.7%



Green Space: Picnic Area

Lat/Long: [42.25211, -83.70028]

Finding: 4 - Grill

There is no accessible route to the element.

At least one accessible route shall connect accessible buildings, accessible facilities, accessible elements, and accessible spaces that are on the same site.

2010 ADAS Section 206.2.2

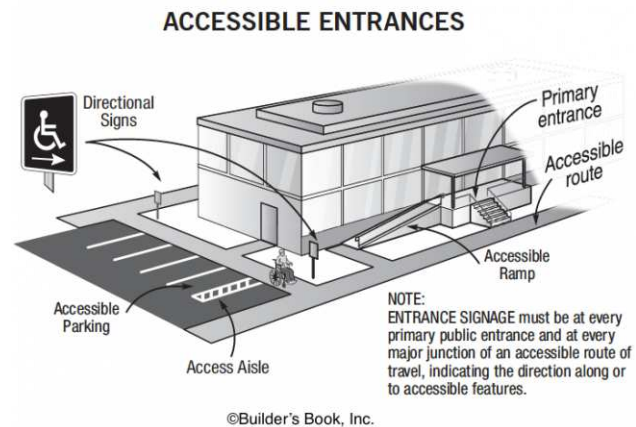
At least one accessible route shall connect accessible buildings, accessible facilities, accessible elements, and accessible spaces that are on the same site.

Citation:

2010 ADAS Section: 206.2.2

As Built:

There is no accessible route to the grill; approximately 30 linear feet away. Grass is not an accessible ground surface.



Green Space: Picnic Area

Lat/Long: [42.25114, -83.70037]

Finding: 5 - Grill

There is no accessible route to the element.

At least one accessible route shall connect accessible buildings, accessible facilities, accessible elements, and accessible spaces that are on the same site.

2010 ADAS Section 206.2.2

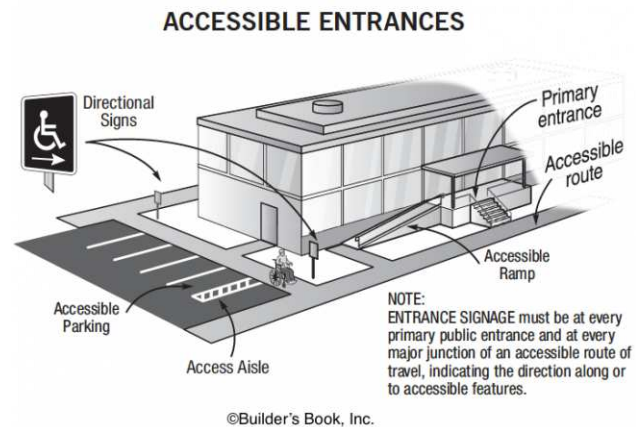
At least one accessible route shall connect accessible buildings, accessible facilities, accessible elements, and accessible spaces that are on the same site.

Citation:

2010 ADAS Section: 206.2.2

As Built:

There is no accessible route to the grill; approximately 30 linear feet away. Grass is not an accessible ground surface.



Green Space: Picnic Area

Lat/Long: [42.25182, -83.70017]

Finding: 6 - Picnic Table

There is no accessible route to the element.

At least one accessible route shall connect accessible buildings, accessible facilities, accessible elements, and accessible spaces that are on the same site.

2010 ADAS Section 206.2.2

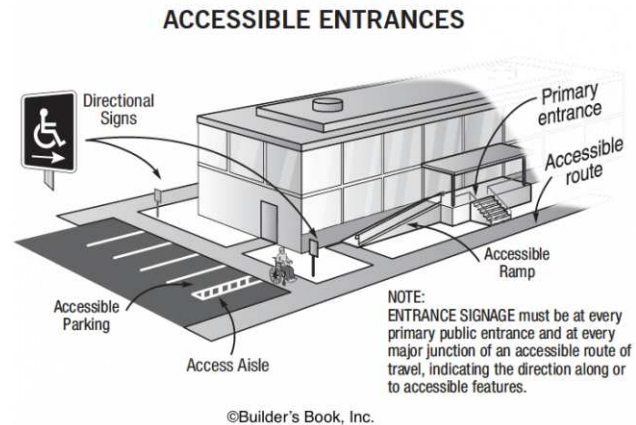
At least one accessible route shall connect accessible buildings, accessible facilities, accessible elements, and accessible spaces that are on the same site.

Citation:

2010 ADAS Section: 206.2.2

As Built:

There is no accessible route to the picnic; approximately 30 linear feet away. Grass is not an accessible ground surface.



Green Space: Bike Rack

Lat/Long: [42.25173, -83.69907]

Finding: 7 - Clear Floor Space

The clear floor space required at the trash bin has a change in elevation.

Changes in level are not permitted at required clear floor or ground space except that slopes not steeper than 1:48 shall be permitted.

2010 ADAS Section 305.2

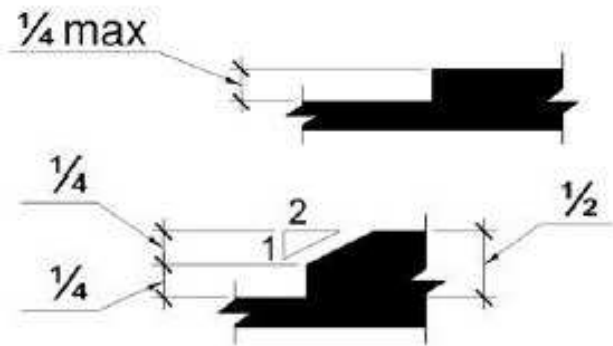
Floor or ground surfaces of a clear floor or ground space shall comply with 302. Changes in level are not permitted.

Citation:

2010 ADAS Section: 305.2

As Built:

There is vegetation growing in the cracks of the sidewalk creating a vertical change in level greater than 1/4-inch to the trash bin.



Play Area: Swings

Lat/Long: [42.2519, -83.70036]

Finding: 8

The entry point or seat is not within the compliant range above the ground.

Were play components require transfer to entry points or seats, the entry points or seats shall be 11 inches minimum and 24 inches maximum from the clear floor or ground space.

2010 ADAS Section 1008.4.4

Where play components require transfer to entry points or seats, the entry points or seats shall be 11 inches (280 mm) minimum and 24 inches (610 mm) maximum from the clear floor or ground space.

Citation:

2010 ADAS Section: 1008.4.4

As Built:

The swing seat is higher than 24 inches



Play Area: Swings

Lat/Long: [42.25236, -83.7001]

Finding: 9

The ramps exceeds the maximum running slope (direction of travel) allowable of 8.33%.

Ramps should have the least possible slope but in no case more than 8.3% (1:12).

2010 ADAS Section 405.2

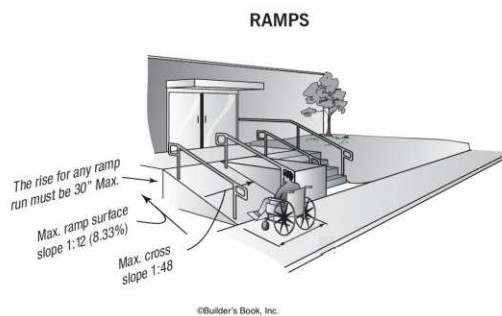
Ramp runs shall have a running slope not steeper than 1:12.

Citation:

2010 ADAS Section: 405.2

As Built:

The ramp to the swing play area has a slope greater than 8.33%.



Play Area: Swings

Lat/Long: [42.25239, -83.70006]

Finding: 10

Compliance with ASTM F1951 for accessibility for ground surfaces on accessible routes, clear floor or ground spaces, and turning spaces has not been determined.

Ground surfaces shall comply with ASTM F 1951. Ground surfaces shall be inspected and maintained regularly and frequently to ensure continued compliance with ASTM F 1951.

2010 ADAS Section 1008.2.6.1

Ground surfaces shall comply with ASTM F 1951 (incorporated by reference, see "Referenced Standards" in Chapter 1). Ground surfaces shall be inspected and maintained regularly and frequently to ensure continued compliance with ASTM F 1951.

Citation:

2010 ADAS Section: 1008.2.6.1

As Built:

The ground surface at the swing play area is not accessible; sand is not an accessible surface.



Play Area: Large Playground

Lat/Long: [42.25203, -83.70024]

Finding: 11

The ramps exceeds the maximum running slope (direction of travel) allowable of 8.33%.

Ramps should have the least possible slope but in no case more than 8.3% (1:12).

2010 ADAS Section 405.2

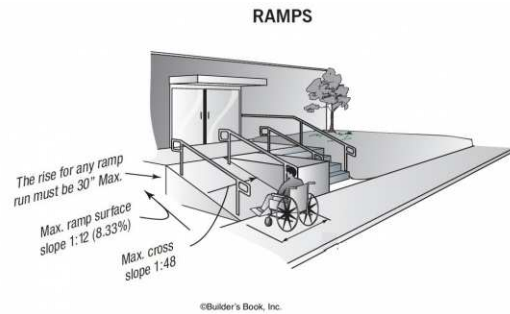
Ramp runs shall have a running slope not steeper than 1:12.

Citation:

2010 ADAS Section: 405.2

As Built:

The ramp to the play area has a running slope greater than 8.33%.



Play Area: Large Playground

Lat/Long: [42.25197, -83.70027]

Finding: 12

The top landing of the ramp does not meet minimum size requirements.

The landing clear width shall be at least as wide as the widest ramp run leading to the landing (36 inches minimum) and a minimum of 60 inches in length.

2010 ADAS Section 405.7.3

The landing clear length shall be 60 inches (1525 mm) long minimum.

2010 ADAS Section 405.7.2

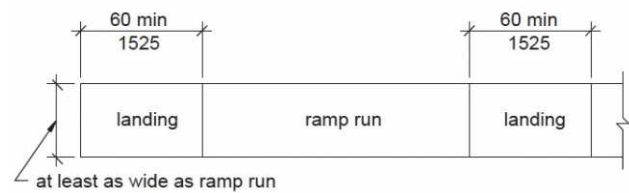
The landing clear width shall be at least as wide as the widest ramp run leading to the landing.

Citation:

2010 ADAS Section: 405.7.3, 405.7.2

As Built:

The top landing of the ramp is not clear; trash bin obstructs top landing.



Play Area: Large Playground

Lat/Long: [42.25168, -83.70016]

Finding: 13

Compliance with ASTM F1951 for accessibility for ground surfaces on accessible routes, clear floor or ground spaces, and turning spaces has not been determined.

Ground surfaces shall comply with ASTM F 1951. Ground surfaces shall be inspected and maintained regularly and frequently to ensure continued compliance with ASTM F 1951.

2010 ADAS Section 1008.2.6.1

Ground surfaces shall comply with ASTM F 1951 (incorporated by reference, see "Referenced Standards" in Chapter 1). Ground surfaces shall be inspected and maintained regularly and frequently to ensure continued compliance with ASTM F 1951.

Citation:

2010 ADAS Section: 1008.2.6.1

As Built:

The ground surface at the play area is not accessible; sand is not an accessible surface.



Basketball Court: Route

Lat/Long: [42.25224, -83.6999103]

Finding: 14 - Route

The route contains openings greater than 1/2 inch.

Openings in floor or ground surfaces shall not allow passage of a sphere more than 1/2 inch diameter. Elongated openings shall be placed so that the long dimension is perpendicular to the dominant direction of travel.

2010 ADAS Section 302.3

Openings in floor or ground surfaces shall not allow passage of a sphere more than 1/2 inch (13 mm) diameter except as allowed in 407.4.3, 409.4.3, 410.4, 810.5.3 and 810.10. Elongated openings shall be placed so that the long dimension is perpendicular to the dominant direction of travel.

Citation:

2010 ADAS Section: 302.3

As Built:

The accessible route has horizontal openings greater than 1/2-inch, or deeper than 1/4-inch, or with vegetation creating vertical changes in level greater than 1/4-inch.



Baseball Field: Seating

Lat/Long: [42.25172, -83.69833]

Finding: 15

The wheelchair seating spaces are not on an accessible route.

Wheelchair seating spaces shall adjoin accessible routes and shall not overlap circulation paths. Accessible routes shall not overlap wheelchair spaces.

2010 ADAS Section 802.1.4

Wheelchair spaces shall adjoin accessible routes. Accessible routes shall not overlap wheelchair spaces.

2010 ADAS Section 802.1.5

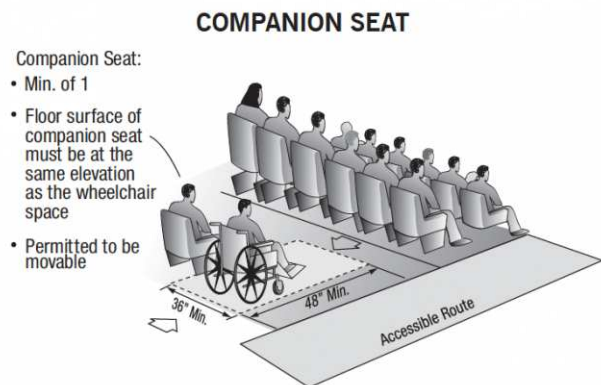
Wheelchair spaces shall not overlap circulation paths.

Citation:

2010 ADAS Section: 802.1.4, 802.1.5

As Built:

There is no accessible route to the seating area; grass is not an accessible surface.



Courtesy ©Builder's Book, Inc.

Baseball Field: Route

Lat/Long: [42.25158, -83.69857]

Finding: 16

There is no accessible route to the element.

At least one accessible route shall connect accessible buildings, accessible facilities, accessible elements, and accessible spaces that are on the same site.

2010 ADAS Section 206.2.2

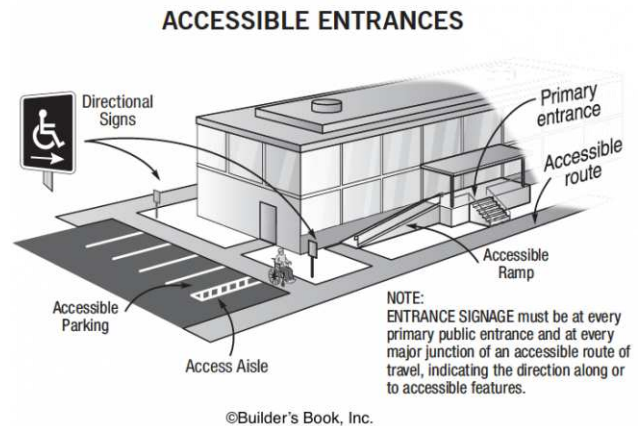
At least one accessible route shall connect accessible buildings, accessible facilities, accessible elements, and accessible spaces that are on the same site.

Citation:

2010 ADAS Section: 206.2.2

As Built:

There is no accessible route to the play area; grass is not an accessible surface.



Hockey Rink: Route

Lat/Long: [42.2512, -83.69891]

Finding: 17 - Route

The accessible route on the site has running slopes greater than 5 percent and has not been constructed as a ramp (i.e. handrails, edge protection, etc.).

When the slope in the direction of travel of any walk exceeds 1 unit vertical in 20 units horizontal (5-percent slope), it must be constructed as a ramp. Surface cross slopes must not exceed one unit vertical in 48 units horizontal (2-percent slope).

2010 ADAS Section 403.3

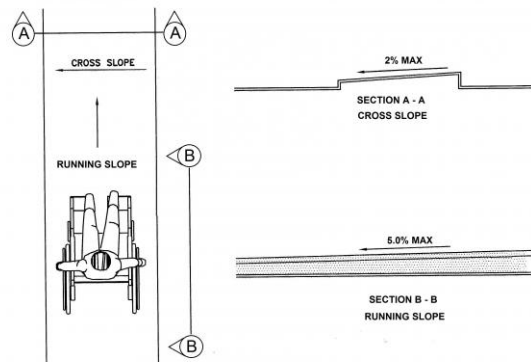
The running slope of walking surfaces shall not be steeper than 1:20. The cross slope of walking surfaces shall not be steeper than 1:48.

Citation:

2010 ADAS Section: 403.3

As Built:

Route has a running slope greater than 8.33%, and firm and stable walking surface.



Site Accessibility Evaluation



Sculpture Plaza
230 N. Fourth Street
Old Fourth Ward, MI 48104
ADA Only
Inspection Date: 05/23/2022
Inspectors: Arturo Pinero, Aileen Dryden

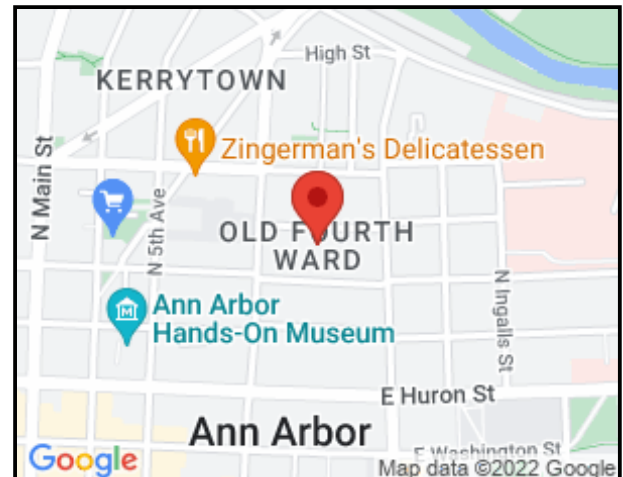
Prepared By



(512) 410 - 7059

alturalp.com

Report Date: 11/09/2022



DNR Accessibility Grading System for Parks and Recreation Facilities

Accessibility Grade

Definition

1

None of the facilities meet accessibility guidelines

2

Some facilities meet accessibility guidelines

3

Most facilities meet accessibility guidelines

4

The entire park meets accessibility guidelines

5

The entire park was developed using the principles of universal design

Green Space: Sculpture

Lat/Long: [42.28286, -83.74722]

Finding: 1 - Protruding object

The sculpture column projects more than 4 inches into the circulation path.

Wall-mounted objects that have leading edges between 27 inches and 80 inches from the floor must not project more than 4 inches into the circulation path. Protruding objects that extend to the floor or within 27 inches of the floor are cane detectable and are therefore not hazardous. Where it is necessary or desirable to have objects protrude from the wall, a manner of cane detection must be provided.

2010 ADAS Section 307.2

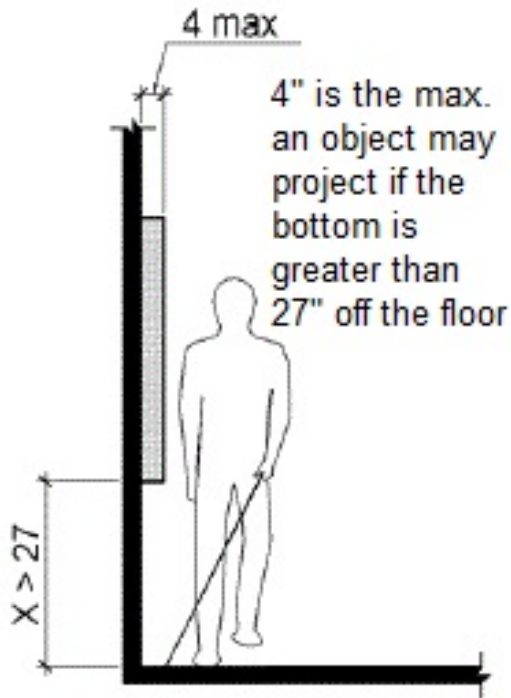
Objects with leading edges more than 27 inches (685 mm) and not more than 80 inches (2030 mm) above the finish floor or ground shall protrude 4 inches (100 mm) maximum horizontally into the circulation path.

Citation:

2010 ADAS Section: 307.2

As Built:

The interior of one of the sculpture's columns protrudes more than 4 inches.



Assembly Area: Plaza

Lat/Long: [42.28313, -83.74711]

Finding: 2 - Sculpture Plaza

The walkway contains abrupt vertical edges and/or variations over 1/4 inch.

1/4 inch is the maximum vertical rise. Changes in level between 1/4 inch and 1/2 inch must be beveled at 1:2 or less.

Changes in level greater than 1/2 inch must be by way of a ramp.

2010 ADAS Section 303.3

Changes in level between 1/4 inch (6.4 mm) high minimum and 1/2 inch (13 mm) high maximum shall be beveled with a slope not steeper than 1:2.

2010 ADAS Section 303.2

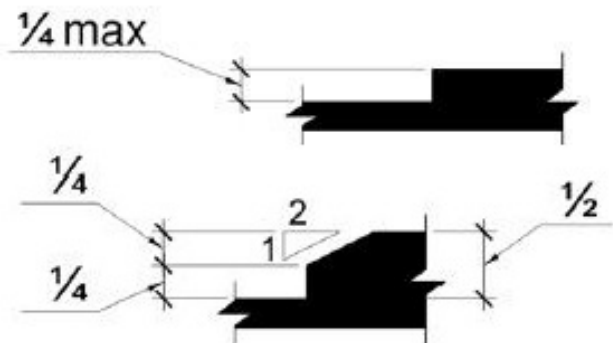

Changes in level of 1/4 inch (6.4 mm) high maximum shall be permitted to be vertical.

Citation:

2010 ADAS Section: 303.3, 303.2

As Built:

The surface material consists of pavers. The pavers have a change in elevation greater than 1/4 inch.



Site Accessibility Evaluation



**South Maple Park
2655 W Liberty St
Lakewood, MI 48103
ADA Only**

Inspection Date: 07/11/2022

Inspectors: Aileen Dryden, Arturo Pinero, Jesus Lardizabal, Juvelyn Owen, Olaf Brunjes

Prepared By



(512) 410 - 7059

alturalp.com

Report Date: 11/09/2022



DNR Accessibility Grading System for Parks and Recreation Facilities

Accessibility Grade

Definition

1

None of the facilities meet accessibility guidelines

2

Some facilities meet accessibility guidelines

3

Most facilities meet accessibility guidelines

4

The entire park meets accessibility guidelines

5

The entire park was developed using the principles of universal design

Parking: Parking Lot

Lat/Long: [42.2727, -83.78152]

Finding: 1

The accessible parking space is missing the required markings.

Vehicle spaces shall be marked to define the width, and shall have an adjacent access aisle.

2010 ADAS Section 502.2

Car parking spaces shall be 96 inches (2440 mm) wide minimum and van parking spaces shall be 132 inches (3350 mm) wide minimum, shall be marked to define the width, and shall have an adjacent access aisle complying with 502.3.

Citation:

2010 ADAS Section: 502.2

As Built:

Existing parking space needs markings.



Parking: Parking Lot

Lat/Long: [42.27269, -83.78304]

Finding: 2

The van stall is missing a sign identifying it as a van accessible stall.

Parking space identification signs shall include the International Symbol of Accessibility. Signs identifying van parking spaces shall contain the designation "van accessible."

2010 ADAS Section 502.6

Parking space identification signs shall include the International Symbol of Accessibility complying with 703.7.2.1. Signs identifying van parking spaces shall contain the designation "van accessible." Signs shall be 60 inches (1525 mm) minimum above the finish floor or ground surface measured to the bottom of the sign.

Citation:

2010 ADAS Section: 502.6

As Built:

Existing space should be van accessible; at least 1 in every six must be "Van Accessible"



Tennis Court: Entrance

Lat/Long: [42.27338, -83.78242]

Finding: 3 - Tennis Route

There is no accessible route to the element.

At least one accessible route shall connect accessible buildings, accessible facilities, accessible elements, and accessible spaces that are on the same site.

2010 ADAS Section 206.2.2

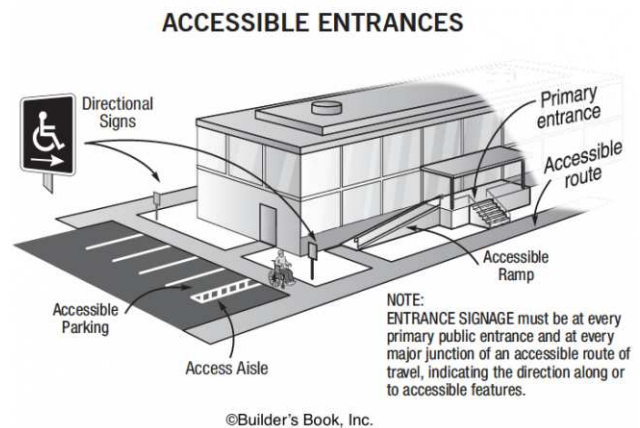
At least one accessible route shall connect accessible buildings, accessible facilities, accessible elements, and accessible spaces that are on the same site.

Citation:

2010 ADAS Section: 206.2.2

As Built:

There is no accessible route to the tennis court



Tennis Court: Entrance

Lat/Long: [42.27279, -83.78284]

Finding: 4 - Tennis Entry Gate

The door opening does not provide at least 32 inches between the face of the door and the opposite stop.

Door openings shall provide a clear width of 32 inches minimum. Clear openings of doorways with swinging doors shall be measured between the face of the door and the stop, with the door open 90 degrees.

2010 ADAS Section 404.2.3

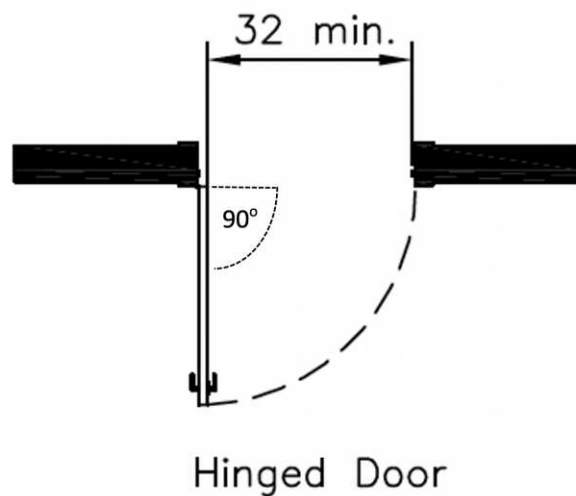
Door openings shall provide a clear width of 32 inches (815 mm) minimum. Clear openings of doorways with swinging doors shall be measured between the face of the door and the stop, with the door open 90 degrees. Openings more than 24 inches (610 mm) deep shall provide a clear opening of 36 inches (915 mm) minimum. There shall be no projections into the required clear opening width lower than 34 inches (865 mm) above the finish floor or ground. Projections into the clear opening width between 34 inches (865 mm) and 80 inches (2030 mm) above the finish floor or ground shall not exceed 4 inches (100 mm).

Citation:

2010 ADAS Section: 404.2.3

As Built:

The gate to the tennis court must comply with all the requirements of 404, including a clear opening of at least 32 inches wide and a smooth bottom surface of at least 10 inches high from the finish floor.



Site Accessibility Evaluation



**South Pond Nature Area
3880 E Huron River Dr
Allen, MI 48104
ADA Only**

Inspection Date: 07/11/2022

Inspectors: Aileen Dryden, Arturo Pinero, Jesus Lardizabal, Juvelyn Owen, Olaf Brunjes

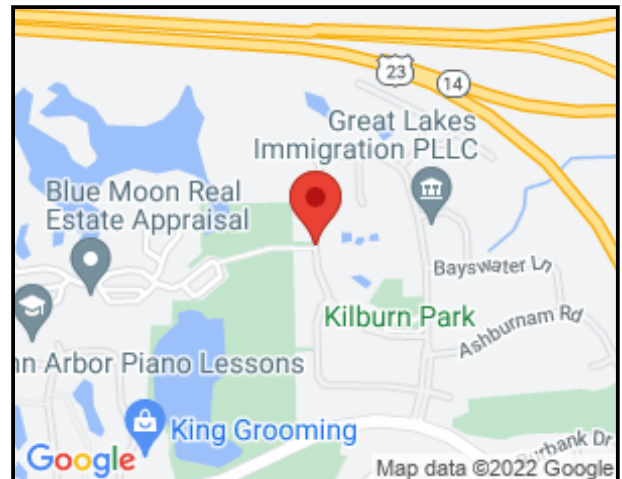
Prepared By



(512) 410 - 7059

alturalp.com

Report Date: 11/09/2022



DNR Accessibility Grading System for Parks and Recreation Facilities

Accessibility Grade

Definition

1

None of the facilities meet accessibility guidelines

2

Some facilities meet accessibility guidelines

3

Most facilities meet accessibility guidelines

4

The entire park meets accessibility guidelines

5

The entire park was developed using the principles of universal design

Parking: Parking Lot

Lat/Long: [42.26558, -83.6837]

Finding: 1

There are no accessible parking stalls.

Each lot where parking is provided for the public as clients, guests or employees, shall provide accessible parking and shall be located on the shortest accessible route of travel from adjacent parking to an accessible entrance.

A minimum of one accessible stall is required and it must be sized and designated as a van accessible stall.

2010 ADAS Section 208.2.4

For every six or fraction of six parking spaces required by 208.2 to comply with 502, at least one shall be a van parking space complying with 502.

Citation:

2010 ADAS Section: 208.2.4

As Built:

No accessible parking.



Total Number of Parking Spaces Provided in Parking Facility	Minimum Number of Required Accessible Parking Spaces
1 to 25	1
26 to 50	2
51 to 75	3
76 to 100	4
101 to 150	5
151 to 200	6
201 to 300	7
301 to 400	8
401 to 500	9
501 to 1000	2 percent of total
1001 and over	20, plus 1 for each 100, or fraction thereof, over 1000

Restrooms: Unisex

Lat/Long: [42.26568, -83.68394]

Finding: 2

The paper towel dispenser projects more than 4 inches into the circulation path.

Wall-mounted objects that have leading edges between 27 inches and 80 inches from the floor must not project more than 4 inches into the circulation path. Protruding objects that extend to the floor or within 27 inches of the floor are cane detectable and are therefore not hazardous. Where it is necessary or desirable to have objects protrude from the wall, a manner of cane detection must be provided.

2010 ADAS Section 307.2

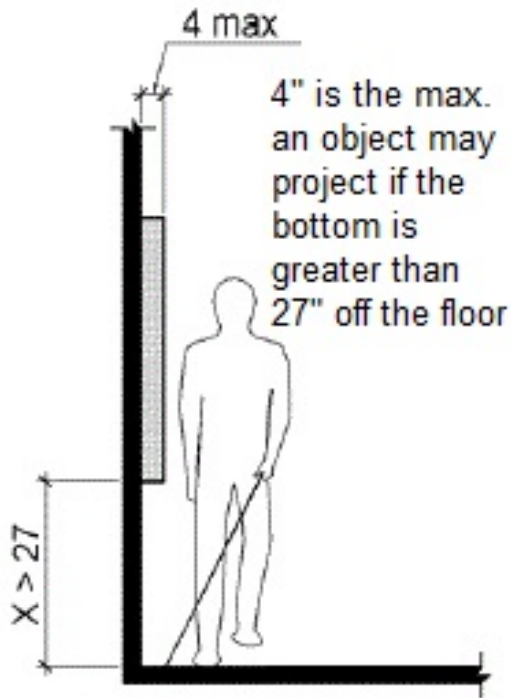
Objects with leading edges more than 27 inches (685 mm) and not more than 80 inches (2030 mm) above the finish floor or ground shall protrude 4 inches (100 mm) maximum horizontally into the circulation path.

Citation:

2010 ADAS Section: 307.2

As Built:

Paper towel dispenser is a protruding object.



Restrooms: Unisex

Lat/Long: [42.26566, -83.68391]

Finding: 3

The window controls are positioned too high for either a side or front approach.

Where a clear floor or ground space allows a parallel approach to an element and the side reach is unobstructed, the high side reach shall be 48 inches maximum and the low side reach shall be 15 inches minimum above the finish floor or ground.

Where a forward reach is unobstructed, the high forward reach shall be 48 inches maximum and the low forward reach shall be 15 inches minimum above the finish floor or ground.

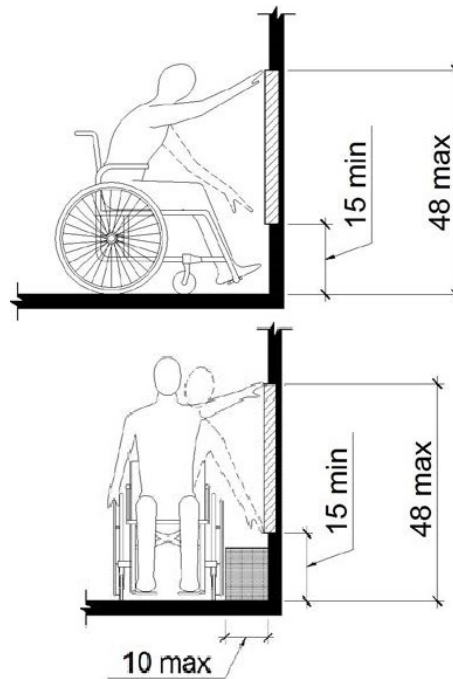
2010 ADAS Section 308.1
Reach ranges shall comply with 308.

Citation:

2010 ADAS Section: 308.1

As Built:

Operable windows controls above reach range.



Office Building: Office Space

Lat/Long: [42.26564, -83.68388]

Finding: 4

The shelf projects more than 4 inches into the circulation path.

Wall-mounted objects that have leading edges between 27 inches and 80 inches from the floor must not project more than 4 inches into the circulation path. Protruding objects that extend to the floor or within 27 inches of the floor are cane detectable and are therefore not hazardous. Where it is necessary or desirable to have objects protrude from the wall, a manner of cane detection must be provided.

2010 ADAS Section 307.2

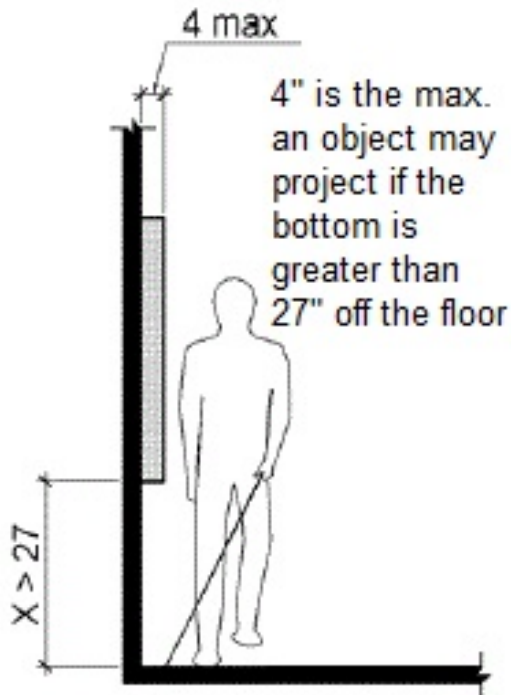
Objects with leading edges more than 27 inches (685 mm) and not more than 80 inches (2030 mm) above the finish floor or ground shall protrude 4 inches (100 mm) maximum horizontally into the circulation path.

Citation:

2010 ADAS Section: 307.2

As Built:

Wooden shelf adjacent to digital display is protruding.



Office Building: Office Space

Lat/Long: [42.26564, -83.68388]

Finding: 5

The walkway contains changes in level greater than a 1/2 inch high that should be ramped.

Changes in level greater than 1/2 inch high shall be constructed as a ramp or curb ramp.

2010 ADAS Section 303.4

Changes in level greater than 1/2 inch (13 mm) high shall be ramped, and shall comply with 405 or 406.

Citation:

2010 ADAS Section: 303.4

As Built:

Two steps are only route to exterior deck.



Office Building: Office Space

Lat/Long: [42.26564, -83.68388]

Finding: 6

The door operating hardware is not accessible.

Hand-activated door opening hardware, handles, pulls, latches, locks, and other operating devices on accessible doors shall have a shape that is easy to grasp with one hand and does not require tight grasping, pinching or twisting of the wrist to operate. Hardware shall be 34 inches minimum and 48 inches maximum above the finish floor or ground.

2010 ADAS Section 404.2.7


Handles, pulls, latches, locks, and other operable parts on doors and gates shall comply with 309.4. Operable parts of such hardware shall be 34 inches (865 mm) minimum and 48 inches (1220 mm) maximum above the finish floor or ground. Where sliding doors are in the fully open position, operating hardware shall be exposed and usable from both sides.

Citation:

2010 ADAS Section: 404.2.7

As Built:

Several doors use knobs.



Office Building: Office Space

Lat/Long: [42.26564, -83.68388]

Finding: 7

There is a change in level greater than 1/4 inch.

1/4 inch is the maximum vertical rise. Changes in level between 1/4 inch and 1/2 inch must be beveled at 1:2 or less. Changes in level greater than 1/2 inch must be by way of a ramp.

2010 ADAS Section 303.3

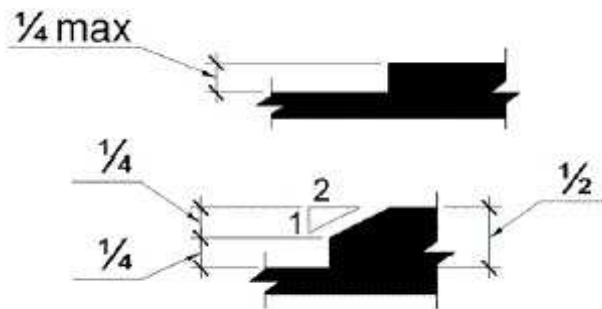
Changes in level between 1/4 inch (6.4 mm) high minimum and 1/2 inch (13 mm) high maximum shall be beveled with a slope not steeper than 1:2.

Citation:

2010 ADAS Section: 303.3

As Built:

Three steps are the only route to two employees offices.



Office Building: Kitchen

Lat/Long: [42.26569, -83.68382]

Finding: 8

The controls are located such that operation require reaching across burners.

Where knee and toe space is provided, the underside of the range or cooktop shall be insulated or otherwise configured to prevent burns, abrasions, or electrical shock. The location of controls shall not require reaching across burners

2010 ADAS Section 804.6.4

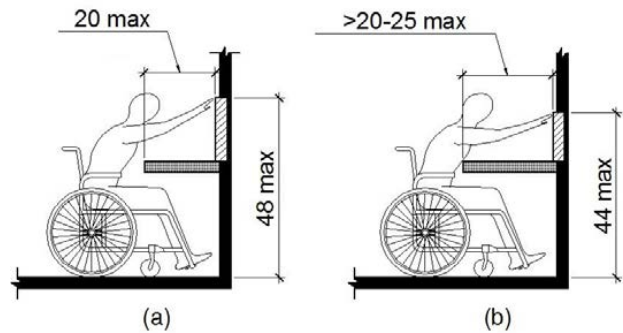
Where a forward approach is provided, the clear floor or ground space shall provide knee and toe clearance complying with 306. Where knee and toe space is provided, the underside of the range or cooktop shall be insulated or otherwise configured to prevent burns, abrasions, or electrical shock. The location of controls shall not require reaching across burners.

Citation:

2010 ADAS Section: 804.6.4

As Built:

Controls past burners.



Office Building: Kitchen

Lat/Long: [42.26564, -83.68388]

Finding: 9

The top of the sink is above the allowable height requirement.

Sinks shall be installed with the front of the higher of the rim or counter surface 34 inches maximum above the finish floor or ground.

2010 ADAS Section 606.3

Lavatories and sinks shall be installed with the front of the higher of the rim or counter surface 34 inches (865 mm) maximum above the finish floor or ground.

Citation:

2010 ADAS Section: 606.3

As Built:

Sink height at 36" with no knee space.



Office Building: Kitchen

Lat/Long: [42.26584, -83.68365]

Finding: 10

The door opening does not provide at least 32 inches between the face of the door and the opposite stop.

Door openings shall provide a clear width of 32 inches minimum. Clear openings of doorways with swinging doors shall be measured between the face of the door and the stop, with the door open 90 degrees.

2010 ADAS Section 404.2.3

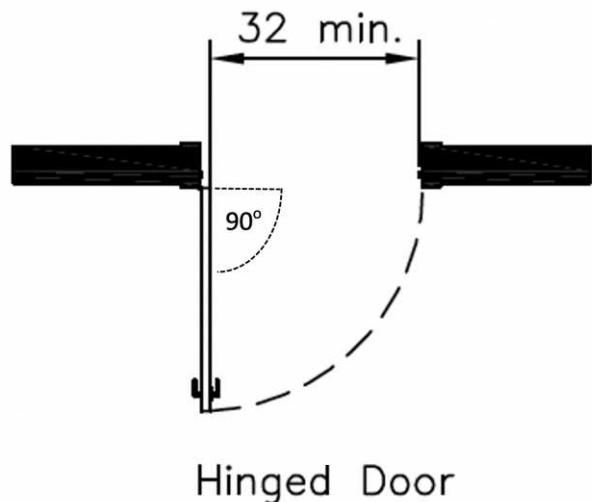
Door openings shall provide a clear width of 32 inches (815 mm) minimum. Clear openings of doorways with swinging doors shall be measured between the face of the door and the stop, with the door open 90 degrees. Openings more than 24 inches (610 mm) deep shall provide a clear opening of 36 inches (915 mm) minimum. There shall be no projections into the required clear opening width lower than 34 inches (865 mm) above the finish floor or ground. Projections into the clear opening width between 34 inches (865 mm) and 80 inches (2030 mm) above the finish floor or ground shall not exceed 4 inches (100 mm).

Citation:

2010 ADAS Section: 404.2.3

As Built:

Door width to office is 31".



Office

Lat/Long: [42.26564, -83.68388]

Finding: 11

There is a change in level greater than 1/4 inch.

1/4 inch is the maximum vertical rise. Changes in level between 1/4 inch and 1/2 inch must be beveled at 1:2 or less. Changes in level greater than 1/2 inch must be by way of a ramp.

2010 ADAS Section 303.3

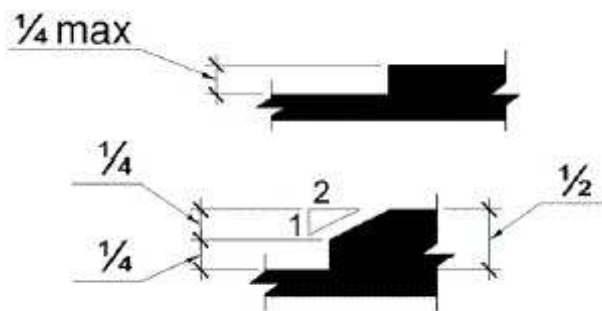

Changes in level between 1/4 inch (6.4 mm) high minimum and 1/2 inch (13 mm) high maximum shall be beveled with a slope not steeper than 1:2.

Citation:

2010 ADAS Section: 303.3

As Built:

Threshold to employee office from copy area has a level change.



Site Accessibility Evaluation



**South University
1505 S University Ave
Ann Arbor, MI 48104
ADA Only**

Inspection Date: 05/23/2022

Inspectors: Aileen Dryden, Arturo Pinero

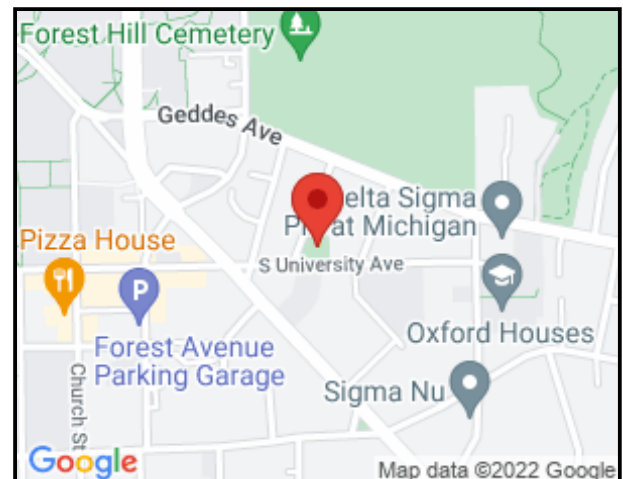
Prepared By



(512) 410 - 7059

alturalp.com

Report Date: 11/09/2022



DNR Accessibility Grading System for Parks and Recreation Facilities

Accessibility Grade

Definition

1

None of the facilities meet accessibility guidelines

2

Some facilities meet accessibility guidelines

3

Most facilities meet accessibility guidelines

4

The entire park meets accessibility guidelines

5

The entire park was developed using the principles of universal design

Green Space: Picnic Area

Lat/Long: [42.27534, -83.72974]

Finding: 1 - Route to picnic table

There is no accessible route of travel from the public way.

At least one accessible route shall be provided within the site from accessible parking spaces and accessible passenger loading zones; public streets and sidewalks; and public transportation stops to the accessible building or facility they serve.

2010 ADAS Section 206.2.1

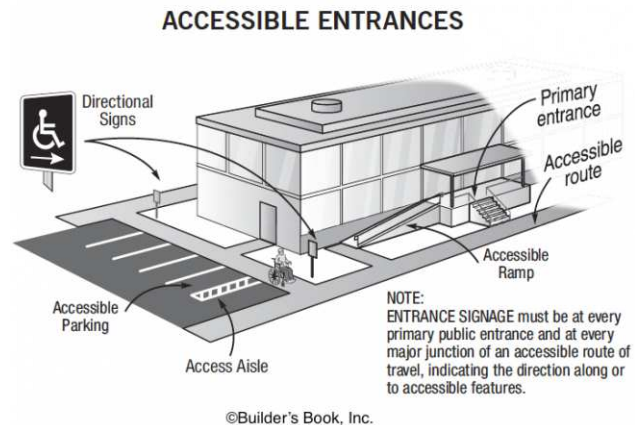
At least one accessible route shall be provided within the site from accessible parking spaces and accessible passenger loading zones; public streets and sidewalks; and public transportation stops to the accessible building or facility entrance they serve.

Citation:

2010 ADAS Section: 206.2.1

As Built:

There is no accessible route to the picnic table; existing route is grass with is not an accessible surface and has a slope greater than 5%.



Green Space: Receptacle

Lat/Long: [42.2754, -83.73001]

Finding: 2 - Trash Receptacle

The element is not positioned correctly for either a side or front approach.

Where a clear floor or ground space allows a parallel or front approach and the side reach is unobstructed, the high side reach shall be 48 inches maximum above the finish floor or ground and the low side reach shall be 15 inches minimum above the finish floor or ground.

2010 ADAS Section 308.2.1

Where a forward reach is unobstructed, the high forward reach shall be 48 inches (1220 mm) maximum and the low forward reach shall be 15 inches (380 mm) minimum above the finish floor or ground.

2010 ADAS Section 308.3.1

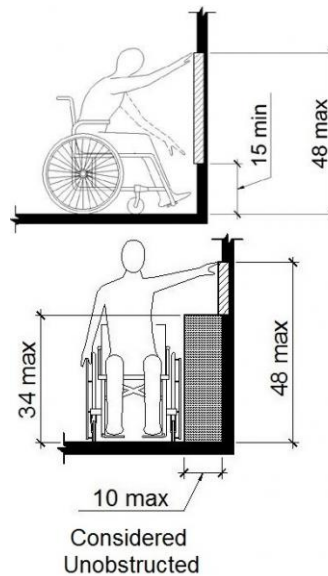
Where a clear floor or ground space allows a parallel approach to an element and the side reach is unobstructed, the high side reach shall be 48 inches (1220 mm) maximum and the low side reach shall be 15 inches (380 mm) minimum above the finish floor or ground.

Citation:

2010 ADAS Section: 308.2.1, 308.3.1

As Built:

There is no accessible route to the trash bin; existing route is grass with is not an accessible surface.



Basketball Court: Route

Lat/Long: [42.27536, -83.72932]

Finding: 3 - Route to basketball court

The route contains openings greater than 1/2 inch.

Openings in floor or ground surfaces shall not allow passage of a sphere more than 1/2 inch diameter. Elongated openings shall be placed so that the long dimension is perpendicular to the dominant direction of travel.

2010 ADAS Section 302.3

Openings in floor or ground surfaces shall not allow passage of a sphere more than 1/2 inch (13 mm) diameter except as allowed in 407.4.3, 409.4.3, 410.4, 810.5.3 and 810.10. Elongated openings shall be placed so that the long dimension is perpendicular to the dominant direction of travel.

Citation:

2010 ADAS Section: 302.3

As Built:

There is an opening greater than 1/2-inch on the route leading to the basketball court.



Site Accessibility Evaluation



**Southeast Area Park
2901 E Ellsworth Rd
Ann Arbor, MI 48108
ADA Only**

Inspection Date: 05/23/2022

Inspectors: Aileen Dryden, Arturo Pinero, Jesus Lardizabal, Juvelyn Owen, Olaf Brunjes

Prepared By



**(512) 410 - 7059
alturalp.com**

Report Date: 06/01/2023



Parking: Parking Lot

Lat/Long: [42.23031, -83.70147]

Finding: 1

The parking space is in not nearly compliant.

The parking space the minimum width. The floor or ground surface is not firm stable or slip resistant. The parking space contains changes in level and/or gaps that exceed the maximum allowable requirements. The parking space does not have the proper identifications signs or the signs are not installed at the correct height. The parking space is missing an adjacent access aisle.

2010 ADAS Section 502.1

Car and van parking spaces shall comply with 502. Where parking spaces are marked with lines, width measurements of parking spaces and access aisles shall be made from the centerline of the markings.

2010 ADAS Section 502.1 Exception

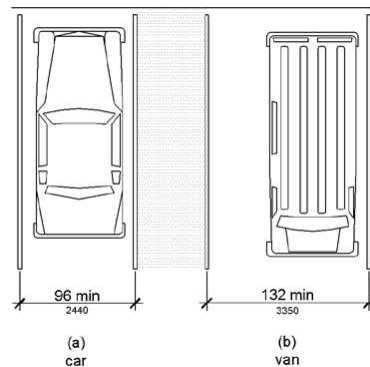
Where parking spaces or access aisles are not adjacent to another parking space or access aisle, measurements shall be permitted to include the full width of the line defining the parking space or access aisle.

Citation:

2010 ADAS Section: 502.1, 502.1 Exception

As Built:

Not accessible



Parking: Parking Lot

Lat/Long: [42.23031, -83.70147]

Finding: 2

The parking space is in not nearly compliant.

The parking space the minimum width. The floor or ground surface is not firm stable or slip resistant. The parking space contains changes in level and/or gaps that exceed the maximum allowable requirements. The parking space does not have the proper identifications signs or the signs are not installed at the correct height. The parking space is missing an adjacent access aisle.

2010 ADAS Section 502.1

Car and van parking spaces shall comply with 502. Where parking spaces are marked with lines, width measurements of parking spaces and access aisles shall be made from the centerline of the markings.

2010 ADAS Section 502.1 Exception

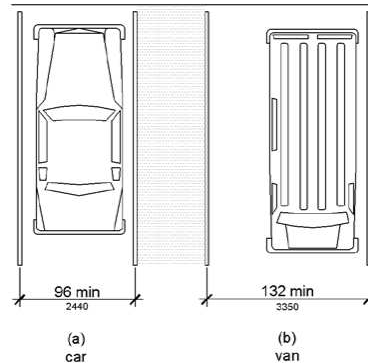
Where parking spaces or access aisles are not adjacent to another parking space or access aisle, measurements shall be permitted to include the full width of the line defining the parking space or access aisle.

Citation:

2010 ADAS Section: 502.1, 502.1 Exception

As Built:

None of the parking spaces in both lots are compliant



Trail System: Trail

Lat/Long: [42.23059, -83.70399]

Finding: 3

The walkway contains abrupt vertical edges and/or variations over a 1/2 inch.

1/4 inch is the maximum vertical rise. Changes in level between 1/4 inch and 1/2 inch must be beveled at 1:2 or less.

Changes in level greater than 1/2 inch must be by way of a ramp.

2010 ADAS Section 303.3

Changes in level between 1/4 inch (6.4 mm) high minimum and 1/2 inch (13 mm) high maximum shall be beveled with a slope not steeper than 1:2.

2010 ADAS Section 303.2

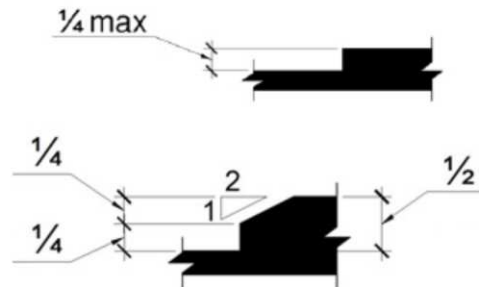
Changes in level of 1/4 inch (6.4 mm) high maximum shall be permitted to be vertical.

Citation:

2010 ADAS Section: 303.3, 303.2

As Built:

Vegetation on crack creates a change in level greater than 1/2 inch



Restrooms: Men's

Lat/Long: [42.23187, -83.70275]

Finding: 4

The rear grab bar does not extend adequately past the toilet on the wide side.

The rear grab bar must be a minimum of 36 inches long and extend from the centerline of the toilet 12 inches minimum on wall side and 24 inches minimum on the wide side.

Grab bars shall be installed in a horizontal position, 33 inches minimum and 36 inches maximum above the finish floor measured to the top of the gripping surface and the space between the grab bar and the top of the tank shall be 1-1/2 inches minimum.

2010 ADAS Section 604.5.2

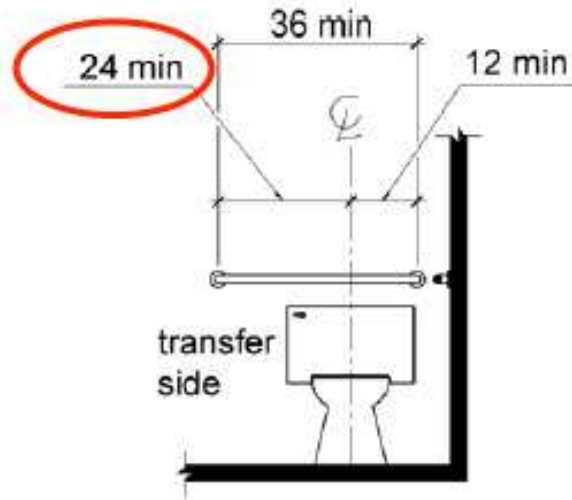

The rear wall grab bar shall be 36 inches (915 mm) long minimum and extend from the centerline of the water closet 12 inches (305 mm) minimum on one side and 24 inches (610 mm) minimum on the other side.

Citation:

2010 ADAS Section: 604.5.2

As Built:

Rear grab bar extends only 21 inches from the centerline of the toilet



Restrooms: Men's

Lat/Long: [42.23199, -83.70283]

Finding: 5

The element is positioned less than 12 inches from the top of the grab bar.

Elements adjacent to the grab bar shall be positioned to provide unobstructed use of grab bars. The space between the grab bar and projecting objects below and at the ends shall be 1-1/2 inches minimum. The space between the grab bar and projecting objects above shall be 12 inches minimum.

2010 ADAS Section 609.3

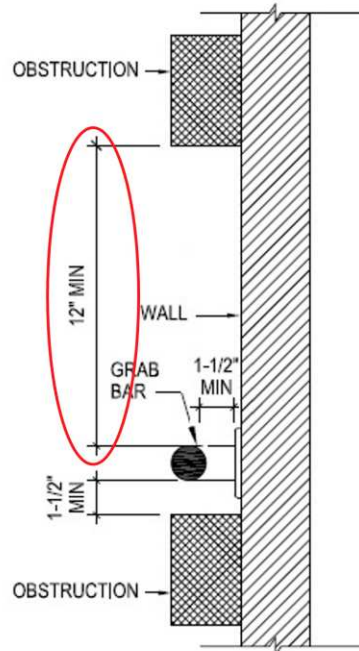

The space between the wall and the grab bar shall be 1 1/2 inches (38 mm). The space between the grab bar and projecting objects below and at the ends shall be 1 1/2 inches (38 mm) minimum. The space between the grab bar and projecting objects above shall be 12 inches (305 mm) minimum.

Citation:

2010 ADAS Section: 609.3

As Built:

Toilet paper dispenser is 4 inches above the side grab bar



Restrooms: Men's

Lat/Long: [42.23194, -83.70283]

Finding: 6

The dispenser projects more than 4 inches into the circulation path.

Wall-mounted objects that have leading edges between 27 inches and 80 inches from the floor must not project more than 4 inches into the circulation path. Protruding objects that extend to the floor or within 27 inches of the floor are cane detectable and are therefore not hazardous. Where it is necessary or desirable to have objects protrude from the wall, a manner of cane detection must be provided.

2010 ADAS Section 307.2

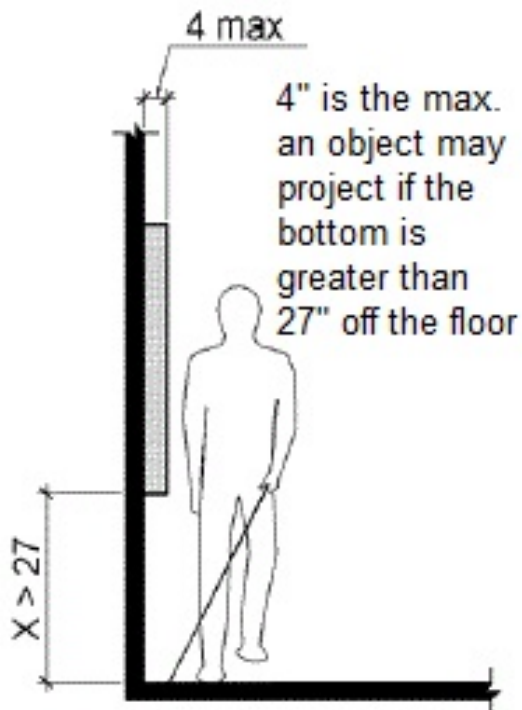
Objects with leading edges more than 27 inches (685 mm) and not more than 80 inches (2030 mm) above the finish floor or ground shall protrude 4 inches (100 mm) maximum horizontally into the circulation path.

Citation:

2010 ADAS Section: 307.2

As Built:

Sanitary napkin
dispenser protrudes
5-1/2 inches at 37
inches high



Restrooms: Men's

Lat/Long: [42.23193, -83.70283]

Finding: 7

The soap dispenser's operation mechanism is too high off the floor.

Dispensers must have all operable parts a maximum of 48 inches above the floor.

2010 ADAS Section 308.2.1

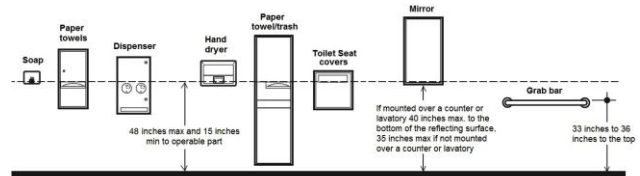
Where a forward reach is unobstructed, the high forward reach shall be 48 inches (1220 mm) maximum and the low forward reach shall be 15 inches (380 mm) minimum above the finish floor or ground.

Citation:

2010 ADAS Section: 308.2.1

As Built:

Soap dispenser is 56 inches high



Restrooms: Men's

Lat/Long: [42.23201, -83.70275]

Finding: 8

The changing station projects more than 4 inches into the circulation path.

Wall-mounted objects that have leading edges between 27 inches and 80 inches from the floor must not project more than 4 inches into the circulation path. Protruding objects that extend to the floor or within 27 inches of the floor are cane detectable and are therefore not hazardous. Where it is necessary or desirable to have objects protrude from the wall, a manner of cane detection must be provided.

2010 ADAS Section 307.2

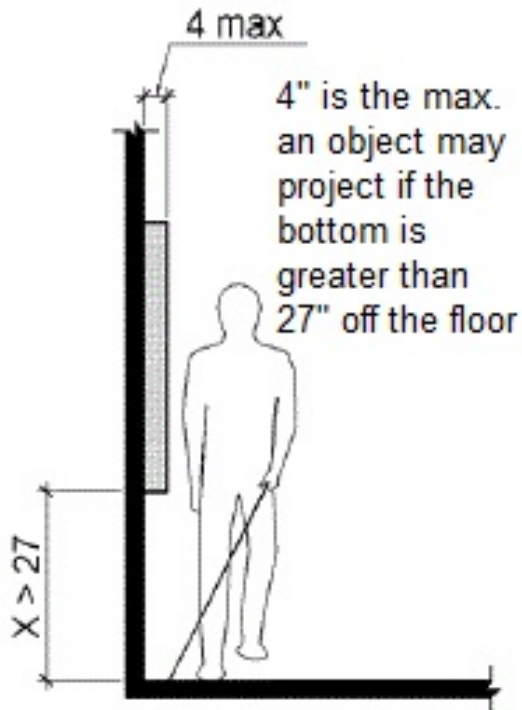
Objects with leading edges more than 27 inches (685 mm) and not more than 80 inches (2030 mm) above the finish floor or ground shall protrude 4 inches (100 mm) maximum horizontally into the circulation path.

Citation:

2010 ADAS Section: 307.2

As Built:

The baby changing table protrudes 19 inches at 30 inches high



Restrooms: Men's

Lat/Long: [42.23222, -83.70281]

Finding: 9

The door encroaches into the minimum required compartment area.

Toilet compartment doors shall not swing into the minimum required compartment area.

Wheelchair accessible compartments shall be 60 inches wide minimum measured perpendicular to the side wall, and 56 inches deep minimum for wall hung water closets and 59 inches deep minimum for floor mounted water closets measured perpendicular to the rear wall.

2010 ADAS Section 604.8.1.2

Toilet compartment doors, including door hardware, shall comply with 404 except that if the approach is to the latch side of the compartment door, clearance between the door side of the compartment and any obstruction shall be 42 inches (1065 mm) minimum. Doors shall be located in the front partition or in the side wall or partition farthest from the water closet. Where located in the front partition, the door opening shall be 4 inches (100 mm) maximum from the side wall or partition farthest from the water closet. Where located in the side wall or partition, the door opening shall be 4 inches (100 mm) maximum from the front partition. The door shall be self-closing. A door pull complying with 404.2.7 shall be placed on both sides of the door near the latch. Toilet compartment doors shall not swing into the minimum required compartment area.

2010 ADAS Section 604.8.1.1

Wheelchair accessible compartments shall be 60 inches (1525 mm) wide minimum measured perpendicular to the side wall, and 56 inches (1420 mm) deep minimum for wall hung water closets and 59 inches (1500 mm) deep minimum for floor mounted water closets measured perpendicular to the rear wall. Wheelchair accessible compartments for children's use shall be 60 inches (1525 mm) wide minimum measured perpendicular to the side wall, and 59 inches (1500 mm) deep minimum for wall hung and floor mounted water closets measured perpendicular to the rear wall.

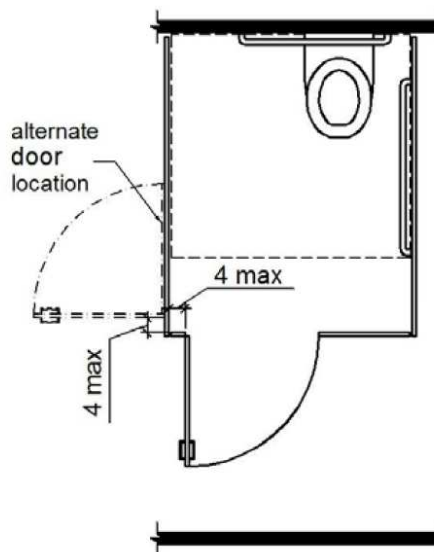

Citation:

2010 ADAS Section: 604.8.1.2, 604.8.1.1

As Built:

Door encroaches into the required space at 56 inches from the back wall

Finding #9 Continued



Restrooms: Women's

Lat/Long: [42.23311, -83.70713]

Finding: 10

The baby changing table, in the down position, obstructs the maneuvering clearance at the door.

The maneuvering clearance for interior doors on the pull side with a forward approach must be a minimum distance of 60 inches in the direction of travel. The width of the maneuvering clearance must be as wide as the door plus an additional 18 inches on the strike side. The maneuvering clearance including strike side clearance must be clear of obstructions. The maneuvering clearance for interior doors on the push side with a forward approach must be a minimum distance of 48 inches in the direction of travel.

2010 ADAS Section 404.1

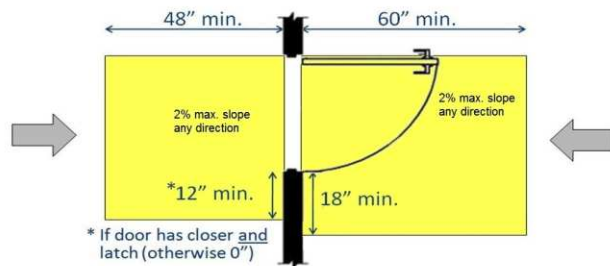
Doors, doorways, and gates that are part of an accessible route shall comply with 404.

Citation:

2010 ADAS Section: 404.1

As Built:

N/A



Restrooms: Women's

Lat/Long: [42.2313, -83.71538]

Finding: 11

The dispenser projects more than 4 inches into the circulation path.

Wall-mounted objects that have leading edges between 27 inches and 80 inches from the floor must not project more than 4 inches into the circulation path. Protruding objects that extend to the floor or within 27 inches of the floor are cane detectable and are therefore not hazardous. Where it is necessary or desirable to have objects protrude from the wall, a manner of cane detection must be provided.

2010 ADAS Section 307.2

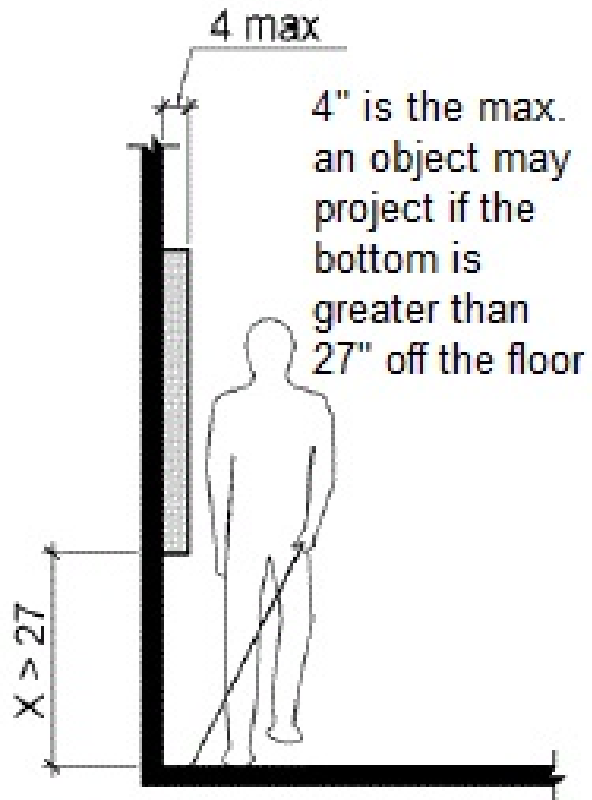
Objects with leading edges more than 27 inches (685 mm) and not more than 80 inches (2030 mm) above the finish floor or ground shall protrude 4 inches (100 mm) maximum horizontally into the circulation path.

Citation:

2010 ADAS Section: 307.2

As Built:

N/A



Restrooms: Women's

Lat/Long: [42.2313, -83.71538]

Finding: 12

The dispenser projects more than 4 inches into the circulation path.

Wall-mounted objects that have leading edges between 27 inches and 80 inches from the floor must not project more than 4 inches into the circulation path. Protruding objects that extend to the floor or within 27 inches of the floor are cane detectable and are therefore not hazardous. Where it is necessary or desirable to have objects protrude from the wall, a manner of cane detection must be provided.

2010 ADAS Section 307.2

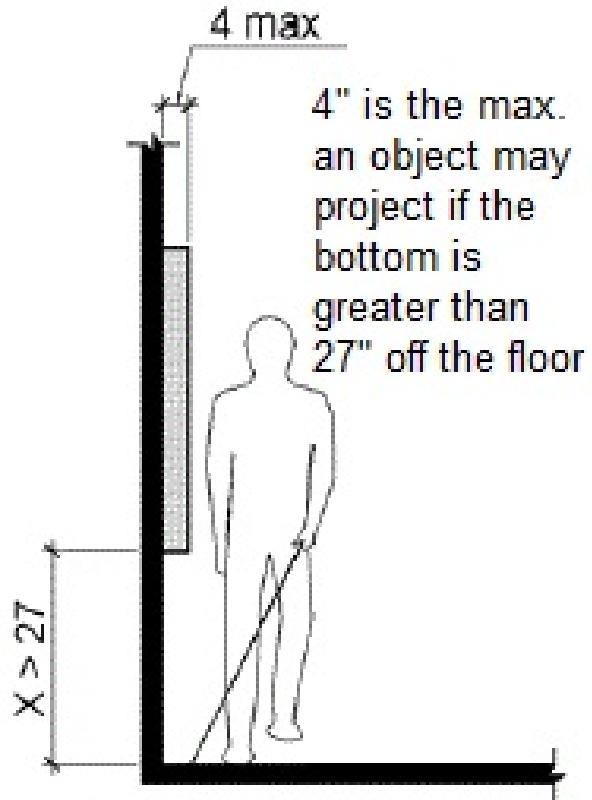
Objects with leading edges more than 27 inches (685 mm) and not more than 80 inches (2030 mm) above the finish floor or ground shall protrude 4 inches (100 mm) maximum horizontally into the circulation path.

Citation:

2010 ADAS Section: 307.2

As Built:

N/A



Restrooms: Women's

Lat/Long: [42.23306, -83.70727]

Finding: 13

The toilet paper is not installed within the compliant height range.

Toilet paper dispensers shall be 7 inches minimum and 9 inches maximum in front of the water closet measured to the centerline of the dispenser. The outlet of the dispenser shall be 15 inches minimum and 48 inches maximum above the finish floor and shall not be located behind grab bars. Dispensers shall not be of a type that controls delivery or that does not allow continuous paper flow. There shall be a clearance of 1 1/2 inches minimum below the grab bar.

2010 ADAS Section 604.7

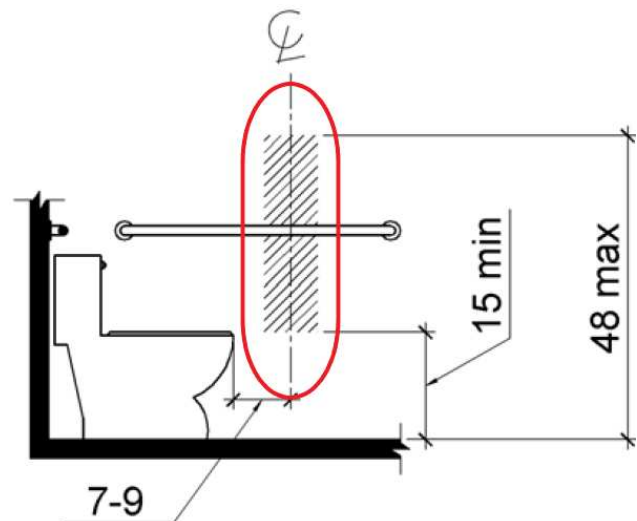
Toilet paper dispensers shall comply with 309.4 and shall be 7 inches (180 mm) minimum and 9 inches (230 mm) maximum in front of the water closet measured to the centerline of the dispenser. The outlet of the dispenser shall be 15 inches (380 mm) minimum and 48 inches (1220 mm) maximum above the finish floor and shall not be located behind grab bars. Dispensers shall not be of a type that controls delivery or that does not allow continuous paper flow.

Citation:

2010 ADAS Section: 604.7

As Built:

N/A



Restrooms: Women's

Lat/Long: [42.23332, -83.70607]

Finding: 14

The compartment door is not self closing.

The water closet compartment shall be equipped with a door that has an automatic-closing device.

2010 ADAS Section 604.8.1.2

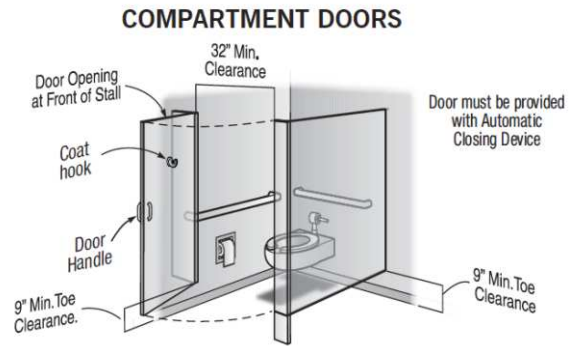
Toilet compartment doors, including door hardware, shall comply with 404 except that if the approach is to the latch side of the compartment door, clearance between the door side of the compartment and any obstruction shall be 42 inches (1065 mm) minimum. Doors shall be located in the front partition or in the side wall or partition farthest from the water closet. Where located in the front partition, the door opening shall be 4 inches (100 mm) maximum from the side wall or partition farthest from the water closet. Where located in the side wall or partition, the door opening shall be 4 inches (100 mm) maximum from the front partition. The door shall be self-closing. A door pull complying with 404.2.7 shall be placed on both sides of the door near the latch. Toilet compartment doors shall not swing into the minimum required compartment area.

Citation:

2010 ADAS Section: 604.8.1.2

As Built:

N/A



Play Area: Swings

Lat/Long: [42.23153, -83.70313]

Finding: 15

The walkway contains changes in level greater than a 1/2 inch high that should be ramped.

Changes in level greater than 1/2 inch high shall be constructed as a ramp or curb ramp.

2010 ADAS Section 303.4

Changes in level greater than 1/2 inch (13 mm) high shall be ramped, and shall comply with 405 or 406.

Citation:

2010 ADAS Section: 303.4

As Built:

**Entrance to swings
has a 3 inch change in
level**



Play Area: Swings

Lat/Long: [42.23081, -83.70345]

Finding: 16

The entry point or seat is not within the compliant range above the ground.

Were play components require transfer to entry points or seats, the entry points or seats shall be 11 inches minimum and 24 inches maximum from the clear floor or ground space.

2010 ADAS Section 1008.4.4

Where play components require transfer to entry points or seats, the entry points or seats shall be 11 inches (280 mm) minimum and 24 inches (610 mm) maximum from the clear floor or ground space.

Citation:

2010 ADAS Section: 1008.4.4

As Built:

32"



Play Area: Swings

Lat/Long: [42.23041, -83.70249]

Finding: 17

An accessible route is not provided within the play area or it does not connect accessible ground level components, elevated components, or the entry and exit points of the play components.

At least one accessible route shall be provided within the play area. The accessible route shall connect ground level play components required to be accessible and elevated play components required to be accessible, including entry and exit points of the play components.

2010 ADAS Section 206.2.17.1

At least one accessible route shall be provided within the play area. The accessible route shall connect ground level play components required to comply with 240.2.1 and elevated play components required to comply with 240.2.2, including entry and exit points of the play components.

Citation:

2010 ADAS Section: 206.2.17.1

As Built:

N/A



Play Area: Swings

Lat/Long: [42.23114, -83.70515]

Finding: 18

There is no accessible route to the accessible element.

At least one accessible route shall connect accessible buildings, accessible facilities, accessible elements, and accessible spaces that are on the same site.

2010 ADAS Section 206.2.2

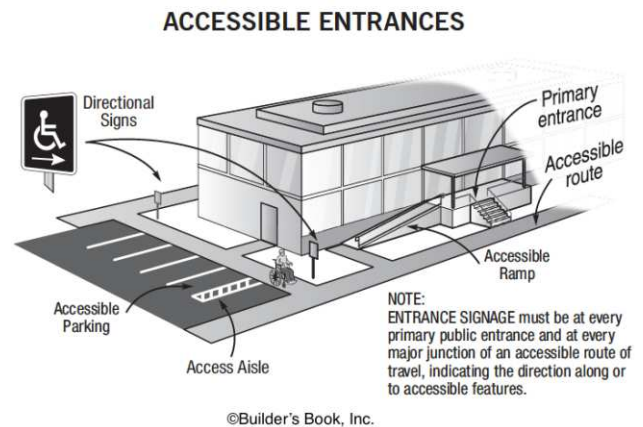
At least one accessible route shall connect accessible buildings, accessible facilities, accessible elements, and accessible spaces that are on the same site.

Citation:

2010 ADAS Section: 206.2.2

As Built:

No route to grill



Play Area: Orange Swings

Lat/Long: [42.23104, -83.70503]

Finding: 19

The entry point or seat is not within the compliant range above the ground.

Were play components require transfer to entry points or seats, the entry points or seats shall be 11 inches minimum and 24 inches maximum from the clear floor or ground space.

2010 ADAS Section 1008.4.4

Where play components require transfer to entry points or seats, the entry points or seats shall be 11 inches (280 mm) minimum and 24 inches (610 mm) maximum from the clear floor or ground space.

Citation:

2010 ADAS Section: 1008.4.4

As Built:

N/A



Concessions: Concessions

Lat/Long: [42.23333, -83.70575]

Finding: 20

The counter is higher than 36 inches above the floor.

A portion of the counter surface that is 30 inches long minimum and 36 inches high maximum shall be provided. Knee and toe space shall be provided under the counter. A clear floor or ground space shall be positioned for a forward approach to the counter.

2010 ADAS Section 904.4.2

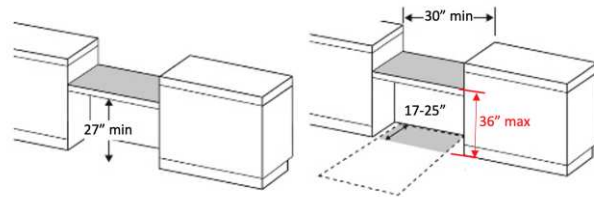
A portion of the counter surface that is 30 inches (760 mm) long minimum and 36 inches (915 mm) high maximum shall be provided. Knee and toe space complying with 306 shall be provided under the counter. A clear floor or ground space complying with 305 shall be positioned for a forward approach to the counter.

Citation:

2010 ADAS Section: 904.4.2

As Built:

N/A



Concessions: Concessions

Lat/Long: [42.23331, -83.70572]

Finding: 21

The top of the sink is above the allowable height requirement.

Sinks shall be installed with the front of the higher of the rim or counter surface 34 inches maximum above the finish floor or ground.

2010 ADAS Section 606.3

Lavatories and sinks shall be installed with the front of the higher of the rim or counter surface 34 inches (865 mm) maximum above the finish floor or ground.

Citation:

2010 ADAS Section: 606.3

As Built:

35"



Concessions: Concessions

Lat/Long: [42.23189, -83.70281]

Finding: 22

The counter is higher than 36 inches above the floor.

A portion of the counter surface that is 30 inches long minimum and 36 inches high maximum shall be provided. Knee and toe space shall be provided under the counter. A clear floor or ground space shall be positioned for a forward approach to the counter.

2010 ADAS Section 904.4.2

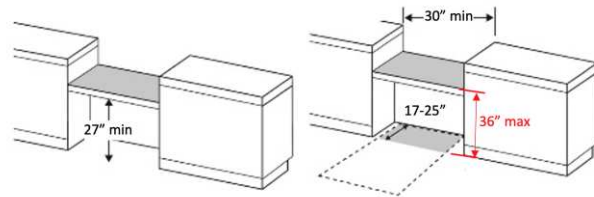
A portion of the counter surface that is 30 inches (760 mm) long minimum and 36 inches (915 mm) high maximum shall be provided. Knee and toe space complying with 306 shall be provided under the counter. A clear floor or ground space complying with 305 shall be positioned for a forward approach to the counter.

Citation:

2010 ADAS Section: 904.4.2

As Built:

42"



Site Accessibility Evaluation



**Stapp Nature
3300 HURON PKWY
Ann Arbor, MI 48104
ADA Only**

Inspection Date: 07/11/2022

Inspectors: Aileen Dryden, Arturo Pinero, Jesus Lardizabal, Juvelyn Owen, Olaf Brunjes

Prepared By



(512) 410 - 7059

alturalp.com

Report Date: 11/09/2022



DNR Accessibility Grading System for Parks and Recreation Facilities

Accessibility Grade

Definition

1

None of the facilities meet accessibility guidelines

2

Some facilities meet accessibility guidelines

3

Most facilities meet accessibility guidelines

4

The entire park meets accessibility guidelines

5

The entire park was developed using the principles of universal design

Site Accessibility Evaluation



**Stone School Park
2900 Stone School Rd
Bryant Pattengill East, MI 48104
ADA Only**

Inspection Date: 05/23/2022

Inspectors: Aileen Dryden, Arturo Pinero

Prepared By



(512) 410 - 7059

alturalp.com

Report Date: 11/09/2022



DNR Accessibility Grading System for Parks and Recreation Facilities

Accessibility Grade

Definition

1

None of the facilities meet accessibility guidelines

2

Some facilities meet accessibility guidelines

3

Most facilities meet accessibility guidelines

4

The entire park meets accessibility guidelines

5

The entire park was developed using the principles of universal design

Play Area: Swings

Lat/Long: [42.24738, -83.72214]

Finding: 1

The entry point or seat is not within the compliant range above the ground.

Were play components require transfer to entry points or seats, the entry points or seats shall be 11 inches minimum and 24 inches maximum from the clear floor or ground space.

2010 ADAS Section 1008.4.4

Where play components require transfer to entry points or seats, the entry points or seats shall be 11 inches (280 mm) minimum and 24 inches (610 mm) maximum from the clear floor or ground space.

Citation:

2010 ADAS Section: 1008.4.4

As Built:

The swings have the seats greater than 24 inches from the ground surface.



Play Area: Swings

Lat/Long: [42.24765, -83.72208]

Finding: 2 - Swings

There is no accessible route to the element.

At least one accessible route shall connect accessible buildings, accessible facilities, accessible elements, and accessible spaces that are on the same site.

2010 ADAS Section 206.2.2

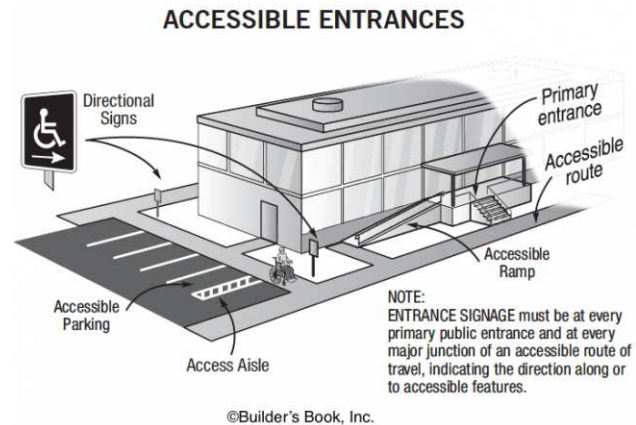
At least one accessible route shall connect accessible buildings, accessible facilities, accessible elements, and accessible spaces that are on the same site.

Citation:

2010 ADAS Section: 206.2.2

As Built:

There is no accessible route provided to the swings; approximately 50 linear feet missing. Grass is not an accessible surface.



Site Accessibility Evaluation



**Sugarbush Park
3050 GREEN RD
Ann Arbor, MI 48104
ADA Only**

Inspection Date: 07/11/2022

Inspectors: Aileen Dryden, Arturo Pinero, Jesus Lardizabal, Juvelyn Owen, Olaf Brunjes

Prepared By



(512) 410 - 7059

alturalp.com

Report Date: 11/09/2022



DNR Accessibility Grading System for Parks and Recreation Facilities

Accessibility Grade

Definition

1

None of the facilities meet accessibility guidelines

2

Some facilities meet accessibility guidelines

3

Most facilities meet accessibility guidelines

4

The entire park meets accessibility guidelines

5

The entire park was developed using the principles of universal design

Trail System: Trail

Lat/Long: [42.31413, -83.69556]

Finding: 1

The accessible route of travel on the walk or sidewalk has cross slopes greater than 2%.

Cross slopes shall not exceed one unit vertical in 48 units horizontal (2-percent slope).

2010 ADAS Section 403.3

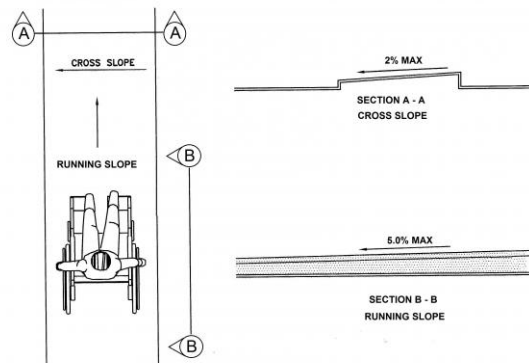
The running slope of walking surfaces shall not be steeper than 1:20. The cross slope of walking surfaces shall not be steeper than 1:48.

Citation:

2010 ADAS Section: 403.3

As Built:

Approximately 30 linear feet of accessible route to the park has a cross slope greater than 2%.



Trail System: Trail

Lat/Long: [42.31418, -83.69559]

Finding: 2

The accessible path of travel has cross slopes greater than 2%.

Surface cross slopes shall not exceed one unit vertical in 48 units horizontal (2-percent slope). When the slope in the direction of travel of any walk exceeds 1 unit vertical in 20 units horizontal (5-percent slope), it must be constructed as a ramp.

2010 ADAS Section 403.3

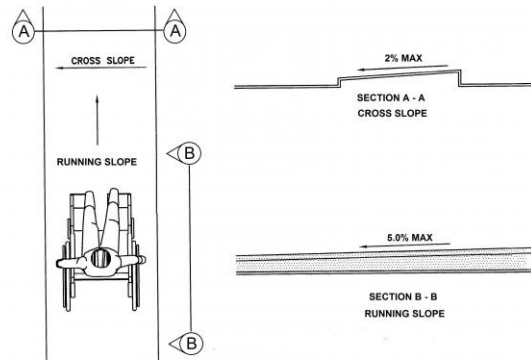
The running slope of walking surfaces shall not be steeper than 1:20. The cross slope of walking surfaces shall not be steeper than 1:48.

Citation:

2010 ADAS Section: 403.3

As Built:

Accessible route has a cross slope greater than 2%.



Trail System: Trail

Lat/Long: [42.31469, -83.69415]

Finding: 3

The walkway contains abrupt vertical edges and/or variations over a 1/2 inch.

1/4 inch is the maximum vertical rise. Changes in level between 1/4 inch and 1/2 inch must be beveled at 1:2 or less.

Changes in level greater than 1/2 inch must be by way of a ramp.

2010 ADAS Section 303.3

Changes in level between 1/4 inch (6.4 mm) high minimum and 1/2 inch (13 mm) high maximum shall be beveled with a slope not steeper than 1:2.

2010 ADAS Section 303.2

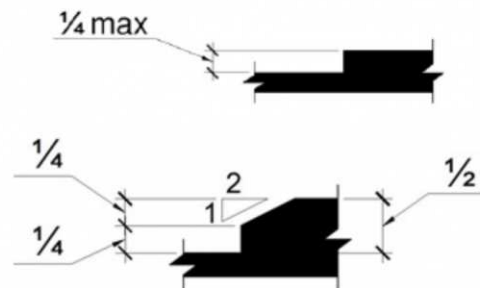
Changes in level of 1/4 inch (6.4 mm) high maximum shall be permitted to be vertical.

Citation:

2010 ADAS Section: 303.3, 303.2

As Built:

Vegetation is growing on the cracks of the trail creating vertical changes in level greater than 1/2-inch.



Trail System: Trail

Lat/Long: [42.31433, -83.69678]

Finding: 4

The accessible route on the site has running slopes greater than 5 percent and has not been constructed as a ramp (i.e. handrails, edge protection, etc.).

When the slope in the direction of travel of any walk exceeds 1 unit vertical in 20 units horizontal (5-percent slope), it must be constructed as a ramp. Surface cross slopes must not exceed one unit vertical in 48 units horizontal (2-percent slope).

2010 ADAS Section 403.3

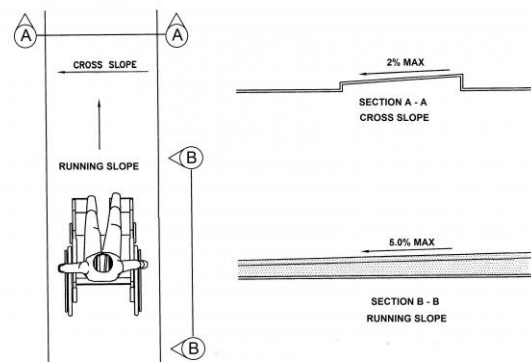
The running slope of walking surfaces shall not be steeper than 1:20. The cross slope of walking surfaces shall not be steeper than 1:48.

Citation:

2010 ADAS Section: 403.3

As Built:

A portion of sidewalk has a running slope greater than 5%.



Trail System: Trail

Lat/Long: [42.31482, -83.69399]

Finding: 5

The accessible route has running slopes greater than 5% and has not been constructed as a ramp (i.e. handrails, edge protection, etc.). Cross slopes are greater than 2% across the width of the walk.

When the slope in the direction of travel of any walk exceeds 1 unit vertical in 20 units horizontal (5-percent slope), it must be constructed as a ramp. Surface cross slopes must not exceed 1 unit vertical in 48 units horizontal (2-percent slope).

2010 ADAS Section 403.3

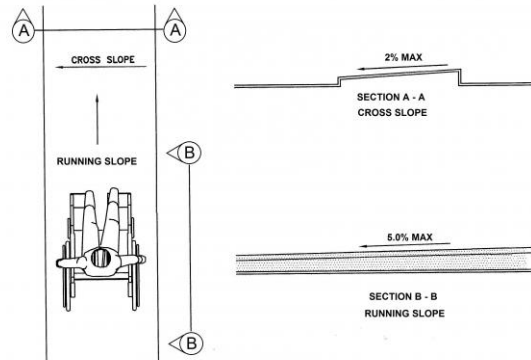
The running slope of walking surfaces shall not be steeper than 1:20. The cross slope of walking surfaces shall not be steeper than 1:48.

Citation:

2010 ADAS Section: 403.3

As Built:

Approximately 200 linear feet of sidewalk has running slopes greater than 5% and/or cross slopes greater than 2%.



Trail System: Trail

Lat/Long: [42.31508, -83.69798]

Finding: 6

The accessible route on the site has running slopes greater than 5 percent and has not been constructed as a ramp (i.e. handrails, edge protection, etc.).

When the slope in the direction of travel of any walk exceeds 1 unit vertical in 20 units horizontal (5-percent slope), it must be constructed as a ramp. Surface cross slopes must not exceed one unit vertical in 48 units horizontal (2-percent slope).

2010 ADAS Section 403.3

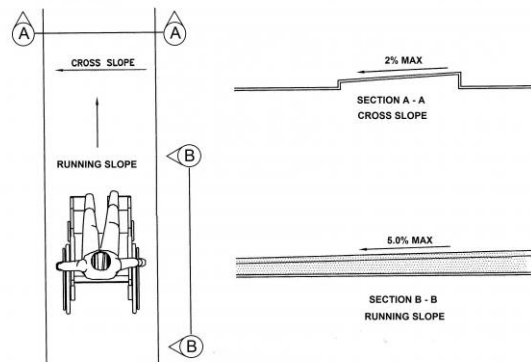
The running slope of walking surfaces shall not be steeper than 1:20. The cross slope of walking surfaces shall not be steeper than 1:48.

Citation:

2010 ADAS Section: 403.3

As Built:

Portion of accessible route has a running slope greater than 5%



Trail System: Trail

Lat/Long: [42.31482, -83.69741]

Finding: 7

The accessible route has running slopes greater than 5% and has not been constructed as a ramp (i.e. handrails, edge protection, etc.). Cross slopes are greater than 2% across the width of the walk.

When the slope in the direction of travel of any walk exceeds 1 unit vertical in 20 units horizontal (5-percent slope), it must be constructed as a ramp. Surface cross slopes must not exceed 1 unit vertical in 48 units horizontal (2-percent slope).

2010 ADAS Section 403.3

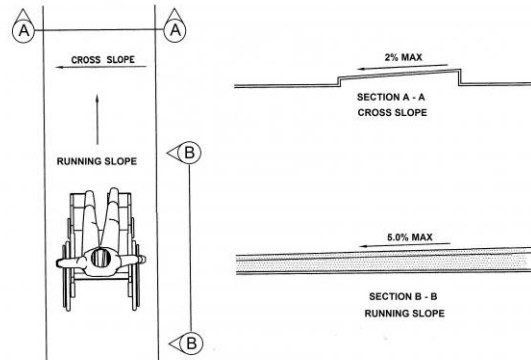
The running slope of walking surfaces shall not be steeper than 1:20. The cross slope of walking surfaces shall not be steeper than 1:48.

Citation:

2010 ADAS Section: 403.3

As Built:

Approximately 25 linear feet of route has a running slope greater than 5% and/or a cross slope greater than 2%.



Trail System: Trail

Lat/Long: [42.3143, -83.69604]

Finding: 8

The accessible route has running slopes greater than 5% and has not been constructed as a ramp (i.e. handrails, edge protection, etc.). Cross slopes are greater than 2% across the width of the walk.

When the slope in the direction of travel of any walk exceeds 1 unit vertical in 20 units horizontal (5-percent slope), it must be constructed as a ramp. Surface cross slopes must not exceed 1 unit vertical in 48 units horizontal (2-percent slope).

2010 ADAS Section 403.3

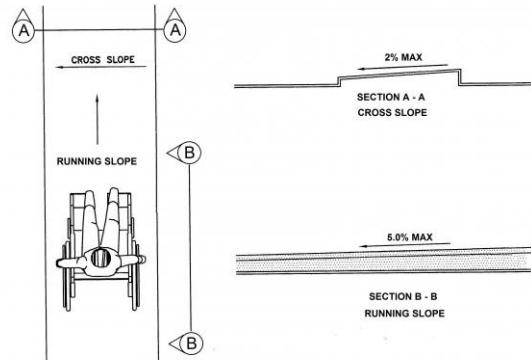
The running slope of walking surfaces shall not be steeper than 1:20. The cross slope of walking surfaces shall not be steeper than 1:48.

Citation:

2010 ADAS Section: 403.3

As Built:

Approximately 45 linear feet of route has a running slope greater than 5% and/or a cross slope greater than 2%.



Finding #8 Additional Finding Photos



Trail System: Trail

Lat/Long: [42.31419, -83.69723]

Finding: 9

The accessible route has running slopes greater than 5% and has not been constructed as a ramp (i.e. handrails, edge protection, etc.). Cross slopes are greater than 2% across the width of the walk.

When the slope in the direction of travel of any walk exceeds 1 unit vertical in 20 units horizontal (5-percent slope), it must be constructed as a ramp. Surface cross slopes must not exceed 1 unit vertical in 48 units horizontal (2-percent slope).

2010 ADAS Section 403.3

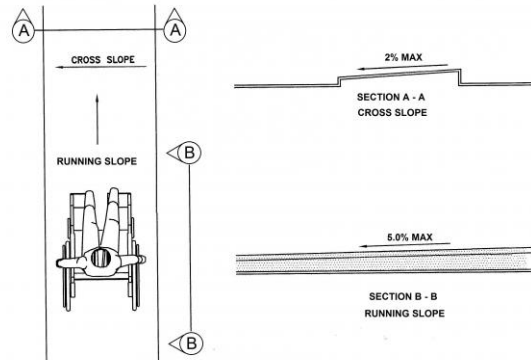
The running slope of walking surfaces shall not be steeper than 1:20. The cross slope of walking surfaces shall not be steeper than 1:48.

Citation:

2010 ADAS Section: 403.3

As Built:

Approximately 50 linear feet of route has a running slope greater than 5% and/or a cross slope greater than 2%.



Finding #9 Additional Finding Photos



Green Space: Picnic Area

Lat/Long: [42.31427, -83.69482]

Finding: 10 - Picnic Table

There is no accessible route to the element.

At least one accessible route shall connect accessible buildings, accessible facilities, accessible elements, and accessible spaces that are on the same site.

2010 ADAS Section 206.2.2

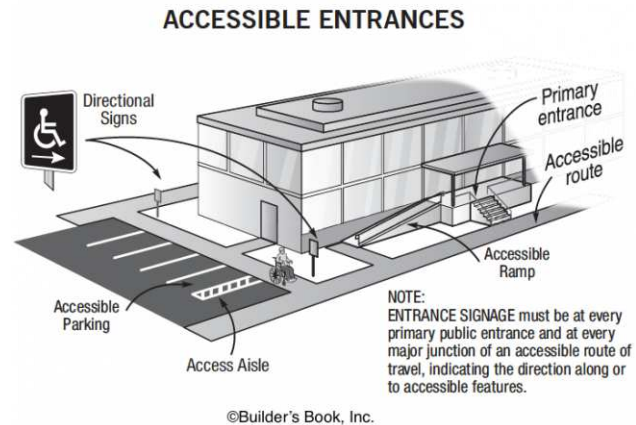
At least one accessible route shall connect accessible buildings, accessible facilities, accessible elements, and accessible spaces that are on the same site.

Citation:

2010 ADAS Section: 206.2.2

As Built:

Approximately 100 linear feet of route has a running slope greater than 5% and/or a cross slope greater than 2%.



Play Area: Playground

Lat/Long: [42.31424, -83.69395]

Finding: 11

The entry point or seat is not within the compliant range above the ground.

Were play components require transfer to entry points or seats, the entry points or seats shall be 11 inches minimum and 24 inches maximum from the clear floor or ground space.

2010 ADAS Section 1008.4.4

Where play components require transfer to entry points or seats, the entry points or seats shall be 11 inches (280 mm) minimum and 24 inches (610 mm) maximum from the clear floor or ground space.

Citation:

2010 ADAS Section: 1008.4.4

As Built:

The tire swing seat is higher than 24 inches from the ground surface.



Play Area: Playground

Lat/Long: [42.3142, -83.69478]

Finding: 12

Compliance with ASTM F1951 for accessibility for ground surfaces on accessible routes, clear floor or ground spaces, and turning spaces has not been determined.

Ground surfaces shall comply with ASTM F 1951. Ground surfaces shall be inspected and maintained regularly and frequently to ensure continued compliance with ASTM F 1951.

2010 ADAS Section 1008.2.6.1

Ground surfaces shall comply with ASTM F 1951 (incorporated by reference, see "Referenced Standards" in Chapter 1). Ground surfaces shall be inspected and maintained regularly and frequently to ensure continued compliance with ASTM F 1951.

Citation:

2010 ADAS Section: 1008.2.6.1

As Built:

The play area ground surface is not compliant; surface is not firm, stable, and slip resistant.



Play Area: Playground

Lat/Long: [42.31426, -83.69398]

Finding: 13

The walkway contains changes in level greater than a 1/2 inch high that should be ramped.

Changes in level greater than 1/2 inch high shall be constructed as a ramp or curb ramp.

2010 ADAS Section 303.4

Changes in level greater than 1/2 inch (13 mm) high shall be ramped, and shall comply with 405 or 406.

Citation:

2010 ADAS Section: 303.4

As Built:

There is a vertical change in level greater than 1/2-inch leading to the play area.



Play Area: Playground

Lat/Long: [42.31481, -83.69434]

Finding: 14

A transfer platform has not been provided.

Transfer platforms shall be provided where transfer is intended from wheelchairs or other mobility aids.

2010 ADAS Section 1008.3.1

Transfer platforms shall be provided where transfer is intended from wheelchairs or other mobility aids. Transfer platforms shall comply with 1008.3.1.

Citation:

2010 ADAS Section: 1008.3.1

As Built:

The play area does not have an accessible entry point, a transfer platform is not provided.



Play Area: Playground

Lat/Long: [42.31499, -83.69398]

Finding: 15

The transfer steps exceeds the maximum allowable height.

Each transfer step shall be 8 inches high maximum.

Transfer steps shall have level surfaces 14 inches deep minimum and 24 inches wide minimum.

2010 ADAS Section 1008.3.2.1

Transfer steps shall have level surfaces 14 inches (355 mm) deep minimum and 24 inches (610 mm) wide minimum.

2010 ADAS Section 1008.3.2.2

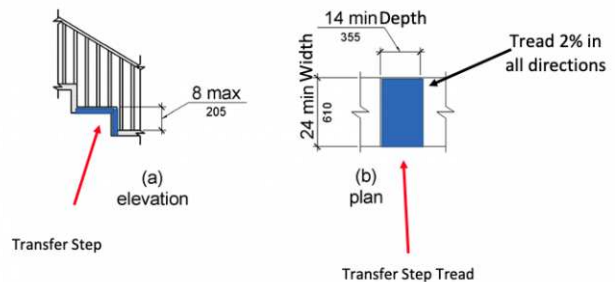
Each transfer step shall be 8 inches (205 mm) high maximum.

Citation:

2010 ADAS Section: 1008.3.2.1, 1008.3.2.2

As Built:

The transfer steps are greater than 8 inches high



Play Area: Playground

Lat/Long: [42.31464, -83.69746]

Finding: 16

Compliance with ASTM F1951 for accessibility for ground surfaces on accessible routes, clear floor or ground spaces, and turning spaces has not been determined.

Ground surfaces shall comply with ASTM F 1951. Ground surfaces shall be inspected and maintained regularly and frequently to ensure continued compliance with ASTM F 1951.

2010 ADAS Section 1008.2.6.1

Ground surfaces shall comply with ASTM F 1951 (incorporated by reference, see "Referenced Standards" in Chapter 1). Ground surfaces shall be inspected and maintained regularly and frequently to ensure continued compliance with ASTM F 1951.

Citation:

2010 ADAS Section: 1008.2.6.1

As Built:

The play area ground surface is not compliant; surface is not firm, stable, and slip resistant.



Play Area: Playground

Lat/Long: [42.31445, -83.69759]

Finding: 17 - Picnic Table

There is no accessible route to the element.

At least one accessible route shall connect accessible buildings, accessible facilities, accessible elements, and accessible spaces that are on the same site.

2010 ADAS Section 206.2.2

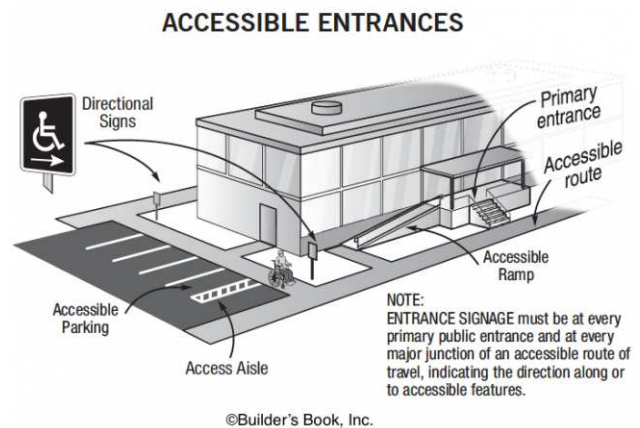
At least one accessible route shall connect accessible buildings, accessible facilities, accessible elements, and accessible spaces that are on the same site.

Citation:

2010 ADAS Section: 206.2.2

As Built:

There is no accessible route to the picnic table.



Tennis Court: Entrance

Lat/Long: [42.3148, -83.697]

Finding: 18

The walkway contains abrupt vertical edges and/or variations over 1/4 inch.

1/4 inch is the maximum vertical rise. Changes in level between 1/4 inch and 1/2 inch must be beveled at 1:2 or less.

Changes in level greater than 1/2 inch must be by way of a ramp.

2010 ADAS Section 303.3

Changes in level between 1/4 inch (6.4 mm) high minimum and 1/2 inch (13 mm) high maximum shall be beveled with a slope not steeper than 1:2.

2010 ADAS Section 303.2

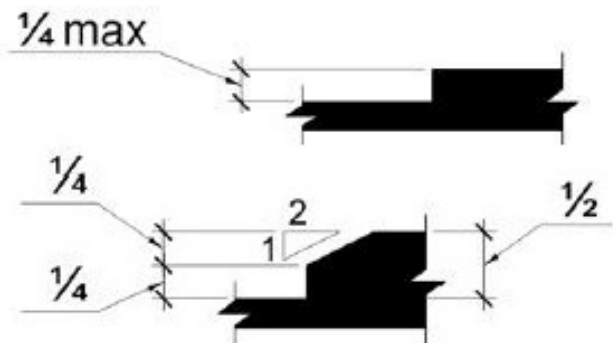
Changes in level of 1/4 inch (6.4 mm) high maximum shall be permitted to be vertical.

Citation:

2010 ADAS Section: 303.3, 303.2

As Built:

The route to the tennis court has vertical changes in level greater than 1/4-inch



Assembly Area: Seating

Lat/Long: [42.31429, -83.69719]

Finding: 19

The outdoor seating area is not on an accessible route.

At least 5% of the seating in each functional area must be accessible. An accessible table must be on an accessible route (36 inches minimum) and have knee spaces at least 27 inches high, 30 inches wide and 19 inches deep. The tops of tables and counters must be 28 inches to 34 inches from the floor or ground.

2010 ADAS Section 226.1

Where dining surfaces are provided for the consumption of food or drink, at least 5 percent of the seating spaces and standing spaces at the dining surfaces shall comply with 902. In addition, where work surfaces are provided for use by other than employees, at least 5 percent shall comply with 902.

Citation:


2010 ADAS Section: 226.1

As Built:

There is no accessible route to seating area of the playing field.



Site Accessibility Evaluation



**Sunset Brooks Nature
750 SUNSET RD
Ann Arbor, MI 48104
ADA Only**

Inspection Date: 07/11/2022

Inspectors: Aileen Dryden, Arturo Pinero, Jesus Lardizabal, Juvelyn Owen, Olaf Brunjes

Prepared By



(512) 410 - 7059

alturalp.com

Report Date: 11/09/2022



DNR Accessibility Grading System for Parks and Recreation Facilities

Accessibility Grade

Definition

1

None of the facilities meet accessibility guidelines

2

Some facilities meet accessibility guidelines

3

Most facilities meet accessibility guidelines

4

The entire park meets accessibility guidelines

5

The entire park was developed using the principles of universal design

Site Accessibility Evaluation



**Swift Run Park
4000 Platt Rd
Carpenter, MI 48108
ADA Only**

Inspection Date: 05/23/2022

Inspectors: Aileen Dryden, Arturo Pinero

Prepared By



(512) 410 - 7059

alturalp.com

Report Date: 11/09/2022



DNR Accessibility Grading System for Parks and Recreation Facilities

Accessibility Grade

Definition

1

None of the facilities meet accessibility guidelines

2

Some facilities meet accessibility guidelines

3

Most facilities meet accessibility guidelines

4

The entire park meets accessibility guidelines

5

The entire park was developed using the principles of universal design

Parking: Parking Lot

Lat/Long: [42.23053, -83.69968]

Finding: 1

The accessible parking space is missing the required markings.

Vehicle spaces shall be marked to define the width, and shall have an adjacent access aisle.

2010 ADAS Section 502.2

Car parking spaces shall be 96 inches (2440 mm) wide minimum and van parking spaces shall be 132 inches (3350 mm) wide minimum, shall be marked to define the width, and shall have an adjacent access aisle complying with 502.3.

Citation:

2010 ADAS Section: 502.2

As Built:

There is no accessible parking space provided.



Dig Park: Route

Lat/Long: [42.2279, -83.70104]

Finding: 2 - trail

The route contains openings greater than 1/2 inch.

Openings in floor or ground surfaces shall not allow passage of a sphere more than 1/2 inch diameter. Elongated openings shall be placed so that the long dimension is perpendicular to the dominant direction of travel.

2010 ADAS Section 302.3

Openings in floor or ground surfaces shall not allow passage of a sphere more than 1/2 inch (13 mm) diameter except as allowed in 407.4.3, 409.4.3, 410.4, 810.5.3 and 810.10. Elongated openings shall be placed so that the long dimension is perpendicular to the dominant direction of travel.

Citation:

2010 ADAS Section: 302.3

As Built:

The accessible route has openings greater than 1/2-inch



Dig Park: Entrance

Lat/Long: [42.22816, -83.70098]

Finding: 3 - gates

The door must have a smooth surface within 10 inches of the floor on the push side.

Swinging door surfaces within 10 inches of the finish floor or ground measured vertically must have a smooth surface on the push side extending the full width of the door. Parts creating horizontal or vertical joints in these surfaces shall be within 1/16 inch of the same plane as the other. All gates, including ticket gates, shall meet all applicable specifications for doors.

2010 ADAS Section 404.2.10

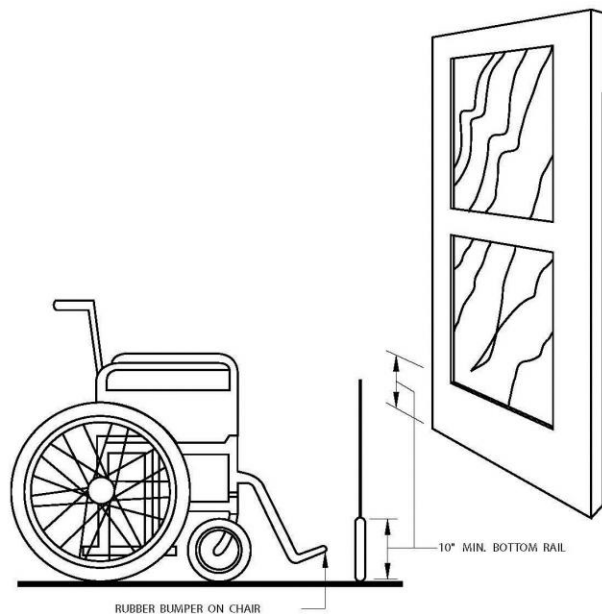
Swinging door and gate surfaces within 10 inches (255 mm) of the finish floor or ground measured vertically shall have a smooth surface on the push side extending the full width of the door or gate. Parts creating horizontal or vertical joints in these surfaces shall be within 1/16 inch (1.6 mm) of the same plane as the other. Cavities created by added kick plates shall be capped.

Citation:

2010 ADAS Section: 404.2.10

As Built:

The gate to the play area does not have a bottom smooth surface at least 10 inches high from the finish floor.



Dig Park: Entrance

Lat/Long: [42.22819, -83.70104]

Finding: 4 - surface

The walkway contains abrupt vertical edges and/or variations over a 1/2 inch.

1/4 inch is the maximum vertical rise. Changes in level between 1/4 inch and 1/2 inch must be beveled at 1:2 or less.

Changes in level greater than 1/2 inch must be by way of a ramp.

2010 ADAS Section 303.3

Changes in level between 1/4 inch (6.4 mm) high minimum and 1/2 inch (13 mm) high maximum shall be beveled with a slope not steeper than 1:2.

2010 ADAS Section 303.2

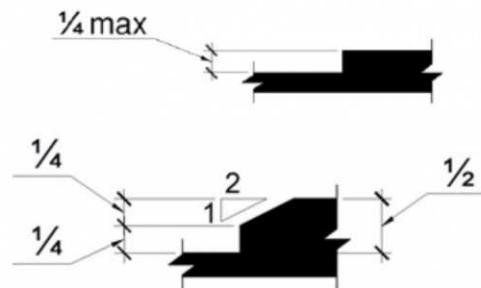
Changes in level of 1/4 inch (6.4 mm) high maximum shall be permitted to be vertical.

Citation:

2010 ADAS Section: 303.3, 303.2

As Built:

There is a vertical change in level greater than 1/4-inch (or up to 1/2-inch if beveled) at the gate entrance.



Dig Park: Entrance

Lat/Long: [42.22818, -83.70103]

Finding: 5 - gate hardware

The operating hardware requires tight grasping, pinching or twisting of the wrist to operate.

Hand-activated hardware, handles, pulls, latches, locks, and other operating devices on accessible elements shall have a shape that is easy to grasp with one hand and does not require tight grasping, pinching or twisting of the wrist to operate.

2010 ADAS Section 309.4

Operable parts shall be operable with one hand and shall not require tight grasping, pinching, or twisting of the wrist. The force required to activate operable parts shall be 5 pounds (22.2 N) maximum.

Citation:

2010 ADAS Section: 309.4

As Built:

The gate hardware is not compliant, requiring pinching, tight grasping, or turning of the wrist to operate.



Dig Park: Entrance

Lat/Long: [42.22818, -83.70103]

Finding: 6 - route

The accessible route contains loose gravel and/or surface materials that do not provide for a stable, firm slip resistant surface.

Floor and ground surfaces shall be stable, firm, and slip resistant.

2010 ADAS Section 302.1

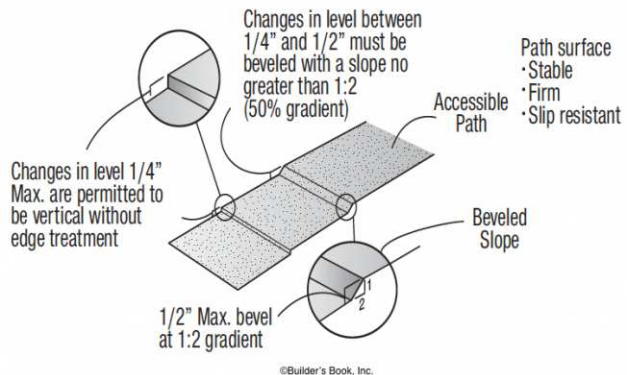
Floor and ground surfaces shall be stable, firm, and slip resistant and shall comply with 302.

Citation:

2010 ADAS Section: 302.1

As Built:

The accessible route to the gate has loose gravel which is not a compliant ground surface.



Site Accessibility Evaluation



Sylvan Park

2600 Yost Blvd

Ann Arbor, MI 48108

ADA Only

Inspection Date: 05/23/2022

Inspectors: Aileen Dryden, Arturo Pinero

Prepared By



(512) 410 - 7059

alturalp.com

Report Date: 11/09/2022



DNR Accessibility Grading System for Parks and Recreation Facilities

Accessibility Grade

Definition

1

None of the facilities meet accessibility guidelines

2

Some facilities meet accessibility guidelines

3

Most facilities meet accessibility guidelines

4

The entire park meets accessibility guidelines

5

The entire park was developed using the principles of universal design

Trail System: Trail

Lat/Long: [42.2515, -83.68771]

Finding: 1 - Route

The walkway contains changes in level greater than a 1/2 inch high that should be ramped.

Changes in level greater than 1/2 inch high shall be constructed as a ramp or curb ramp.

2010 ADAS Section 303.4

Changes in level greater than 1/2 inch (13 mm) high shall be ramped, and shall comply with 405 or 406.

Citation:

2010 ADAS Section: 303.4

As Built:

There is no accessible route at the bridge; There is a step at the wooden bridge



Trail System: Trail

Lat/Long: [42.2517, -83.68764]

Finding: 2 - Route

The grate openings are greater than 1/2 inch and are parallel to the direction of travel.

Openings in floor or ground surfaces shall not allow passage of a sphere more than 1/2 inch diameter. Elongated openings shall be placed so that the long dimension is perpendicular to the dominant direction of travel.

2010 ADAS Section 302.3

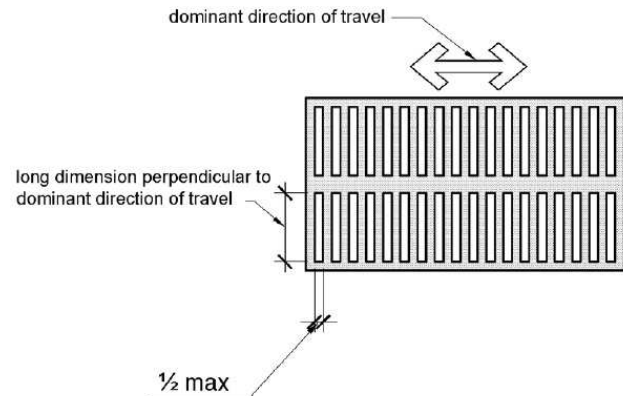
Openings in floor or ground surfaces shall not allow passage of a sphere more than 1/2 inch (13 mm) diameter except as allowed in 407.4.3, 409.4.3, 410.4, 810.5.3 and 810.10. Elongated openings shall be placed so that the long dimension is perpendicular to the dominant direction of travel.

Citation:

2010 ADAS Section: 302.3

As Built:

The wooden bridge has openings greater than 1/2-inch



Trail System: Nature Trail

Lat/Long: [42.25156, -83.68594]

Finding: 3 - nature trail

The accessible route contains loose gravel and/or surface materials that do not provide for a stable, firm slip resistant surface.

Floor and ground surfaces shall be stable, firm, and slip resistant.

2010 ADAS Section 302.1

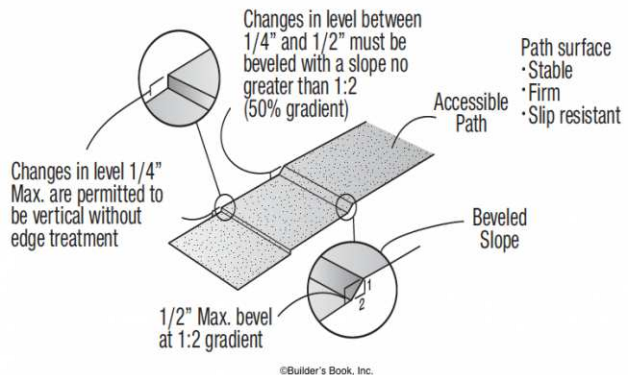
Floor and ground surfaces shall be stable, firm, and slip resistant and shall comply with 302.

Citation:

2010 ADAS Section: 302.1

As Built:

There is no accessible route through the park; route has grass which is not an accessible surface.



Finding #3 Additional Finding Photos



Green Space: Picnic Area

Lat/Long: [42.25217, -83.68758]

Finding: 4 - Picnic Table

There is no accessible route to the element.

At least one accessible route shall connect accessible buildings, accessible facilities, accessible elements, and accessible spaces that are on the same site.

2010 ADAS Section 206.2.2

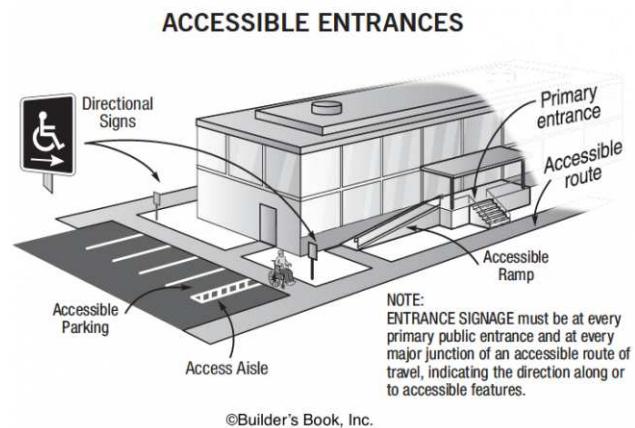
At least one accessible route shall connect accessible buildings, accessible facilities, accessible elements, and accessible spaces that are on the same site.

Citation:

2010 ADAS Section: 206.2.2

As Built:

There is no accessible route to the picnic table; existing route is grass with is not an accessible surface.



Green Space: Picnic Area

Lat/Long: [42.25127, -83.68652]

Finding: 5

There is no accessible route to the element.

At least one accessible route shall connect accessible buildings, accessible facilities, accessible elements, and accessible spaces that are on the same site.

2010 ADAS Section 206.2.2

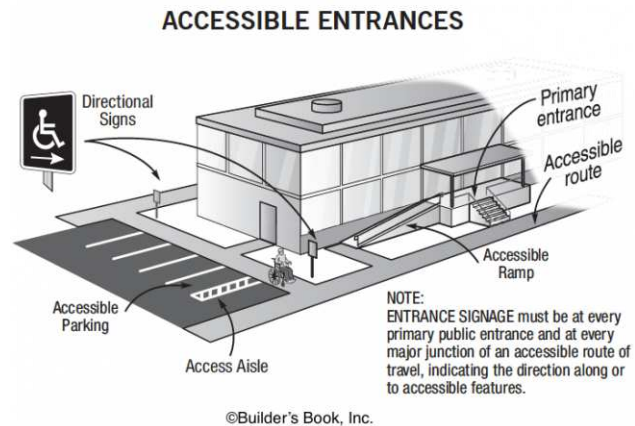
At least one accessible route shall connect accessible buildings, accessible facilities, accessible elements, and accessible spaces that are on the same site.

Citation:

2010 ADAS Section: 206.2.2

As Built:

There is no accessible route to the picnic table; existing route is grass with is not an accessible surface.



Green Space: Picnic Area

Lat/Long: [42.25228, -83.68728]

Finding: 6 - Grill

There is no accessible route to the element.

At least one accessible route shall connect accessible buildings, accessible facilities, accessible elements, and accessible spaces that are on the same site.

2010 ADAS Section 206.2.2

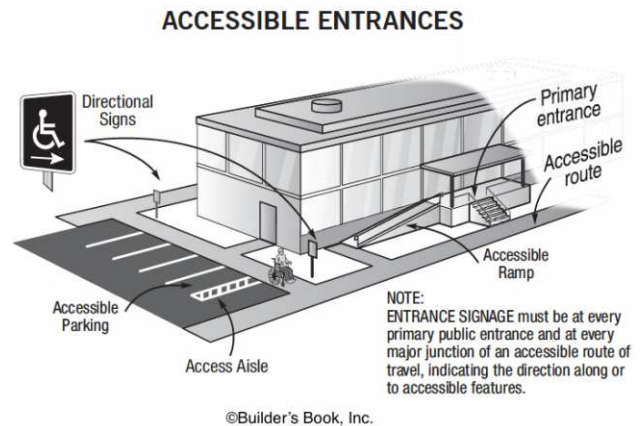
At least one accessible route shall connect accessible buildings, accessible facilities, accessible elements, and accessible spaces that are on the same site.

Citation:

2010 ADAS Section: 206.2.2

As Built:

There is no accessible route to the grill; existing route is grass with is not an accessible surface



Green Space: Receptacle

Lat/Long: [42.25245, -83.68722]

Finding: 7 - Route

The accessible route contains loose gravel and/or surface materials that do not provide for a stable, firm slip resistant surface.

Floor and ground surfaces shall be stable, firm, and slip resistant.

2010 ADAS Section 302.1

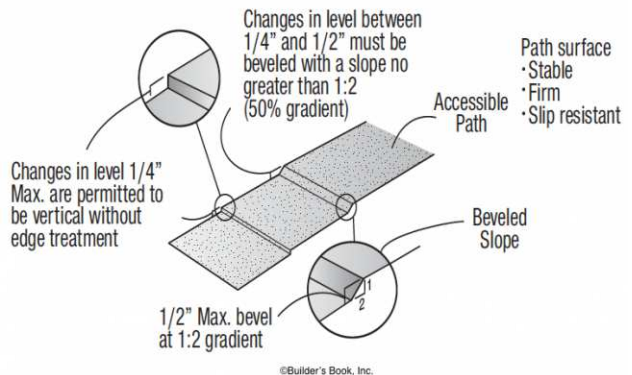
Floor and ground surfaces shall be stable, firm, and slip resistant and shall comply with 302.

Citation:

2010 ADAS Section: 302.1

As Built:

There is no accessible route to the trash bin; existing route is grass with is not an accessible surface.



Site Accessibility Evaluation



Terhune Pioneer Memorial Park
3626 Terhune Rd
Ann Arbor, MI 48104
ADA Only

Inspection Date: 05/23/2022

Inspectors: Aileen Dryden, Arturo Pinero

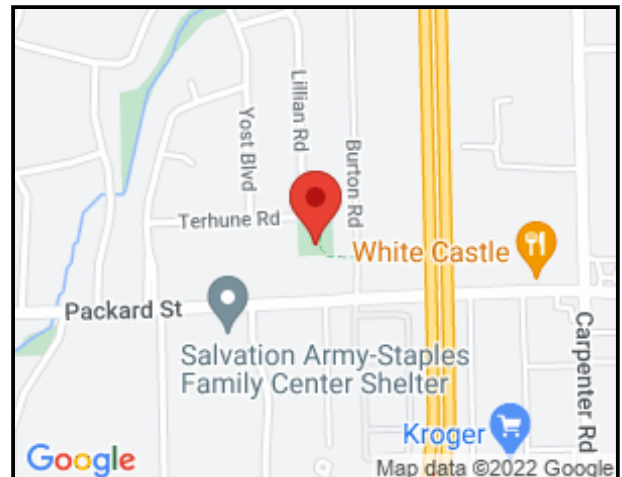
Prepared By



(512) 410 - 7059

alturalp.com

Report Date: 11/09/2022



DNR Accessibility Grading System for Parks and Recreation Facilities

Accessibility Grade

Definition

1

None of the facilities meet accessibility guidelines

2

Some facilities meet accessibility guidelines

3

Most facilities meet accessibility guidelines

4

The entire park meets accessibility guidelines

5

The entire park was developed using the principles of universal design

Trail System: Trail

Lat/Long: [42.24672, -83.68699]

Finding: 1 - Route

The walkway contains changes in level greater than a 1/2 inch high that should be ramped.

Changes in level greater than 1/2 inch high shall be constructed as a ramp or curb ramp.

2010 ADAS Section 303.4


Changes in level greater than 1/2 inch (13 mm) high shall be ramped, and shall comply with 405 or 406.

Citation:

2010 ADAS Section: 303.4

As Built:

There is no accessible route to the top area of the park; Wooden stairs with 14 steps is not an accessible route.



Trail System: Trail

Lat/Long: [42.24651, -83.68654]

Finding: 2 - Route

The grate openings are greater than 1/2 inch and are parallel to the direction of travel.

Openings in floor or ground surfaces shall not allow passage of a sphere more than 1/2 inch diameter. Elongated openings shall be placed so that the long dimension is perpendicular to the dominant direction of travel.

2010 ADAS Section 302.3

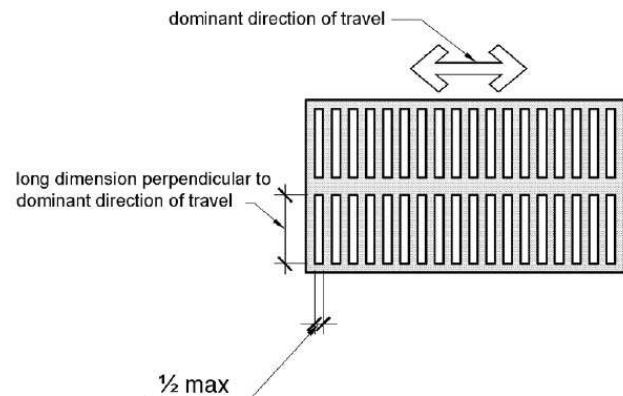

Openings in floor or ground surfaces shall not allow passage of a sphere more than 1/2 inch (13 mm) diameter except as allowed in 407.4.3, 409.4.3, 410.4, 810.5.3 and 810.10. Elongated openings shall be placed so that the long dimension is perpendicular to the dominant direction of travel.

Citation:

2010 ADAS Section: 302.3

As Built:

Wooden bridge has ground openings greater than 1/2-inch



Trail System: Trail

Lat/Long: [42.24742, -83.68671]

Finding: 3 - Route

The accessible route on the site has running slopes greater than 5 percent and has not been constructed as a ramp (i.e. handrails, edge protection, etc.).

When the slope in the direction of travel of any walk exceeds 1 unit vertical in 20 units horizontal (5-percent slope), it must be constructed as a ramp. Surface cross slopes must not exceed one unit vertical in 48 units horizontal (2-percent slope).

2010 ADAS Section 403.3

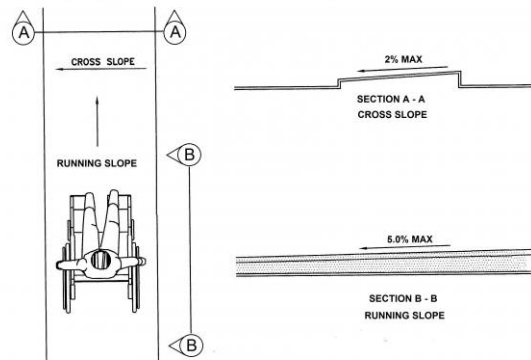
The running slope of walking surfaces shall not be steeper than 1:20. The cross slope of walking surfaces shall not be steeper than 1:48.

Citation:

2010 ADAS Section: 403.3

As Built:

There is no accessible route to the higher area of the park; the hill has slopes greater than 8.33% and the grass is not an accessible surface.



Trail System: Trail

Lat/Long: [42.2467, -83.6871]

Finding: 4 - Route

The accessible route contains loose gravel and/or surface materials that do not provide for a stable, firm slip resistant surface.

Floor and ground surfaces shall be stable, firm, and slip resistant.

2010 ADAS Section 302.1

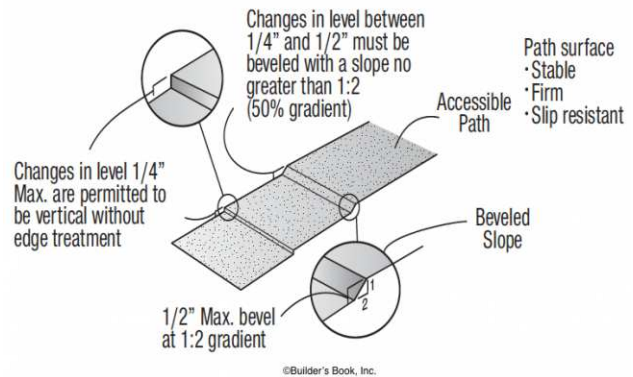
Floor and ground surfaces shall be stable, firm, and slip resistant and shall comply with 302.

Citation:

2010 ADAS Section: 302.1

As Built:

There is no accessible route in the park; grass is not an accessible surface.



Site Accessibility Evaluation



The Ponds Park
2680 Emerald Ave
Bryant Pattengill East, MI 48104
ADA Only
Inspection Date: 05/23/2022
Inspectors: Aileen Dryden, Arturo Pinero

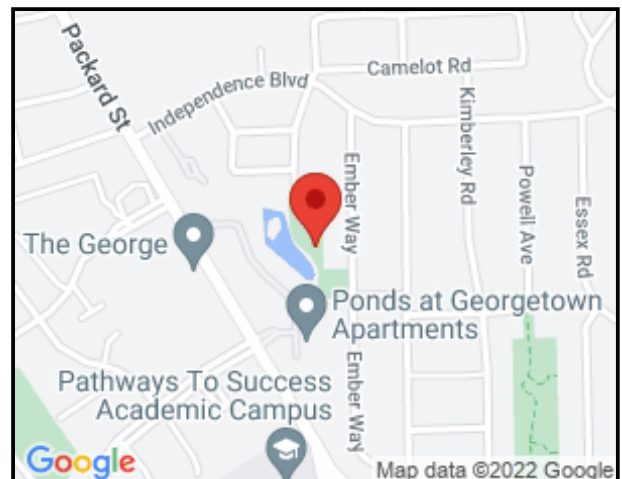
Prepared By



(512) 410 - 7059

alturalp.com

Report Date: 11/09/2022



DNR Accessibility Grading System for Parks and Recreation Facilities

Accessibility Grade

Definition

1

None of the facilities meet accessibility guidelines

2

Some facilities meet accessibility guidelines

3

Most facilities meet accessibility guidelines

4

The entire park meets accessibility guidelines

5

The entire park was developed using the principles of universal design

Green Space: Sidewalks

Lat/Long: [42.25022, -83.71977]

Finding: 1 - Route

The walkway contains abrupt vertical edges and/or variations over a 1/2 inch.

1/4 inch is the maximum vertical rise. Changes in level between 1/4 inch and 1/2 inch must be beveled at 1:2 or less.

Changes in level greater than 1/2 inch must be by way of a ramp.

2010 ADAS Section 303.3

Changes in level between 1/4 inch (6.4 mm) high minimum and 1/2 inch (13 mm) high maximum shall be beveled with a slope not steeper than 1:2.

2010 ADAS Section 303.2

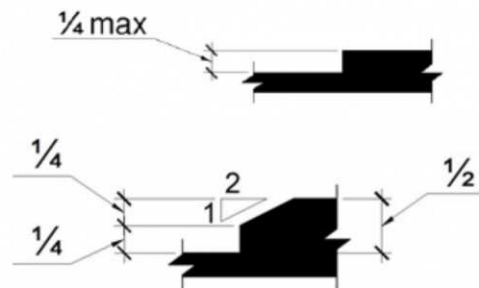
Changes in level of 1/4 inch (6.4 mm) high maximum shall be permitted to be vertical.

Citation:

2010 ADAS Section: 303.3, 303.2

As Built:

Sidewalk has vertical changes in level greater than 1/2-inch



Green Space: Grill

Lat/Long: [42.25037, -83.71964]

Finding: 2 - Route

The accessible route contains loose gravel and/or surface materials that do not provide for a stable, firm slip resistant surface.

Floor and ground surfaces shall be stable, firm, and slip resistant.

2010 ADAS Section 302.1

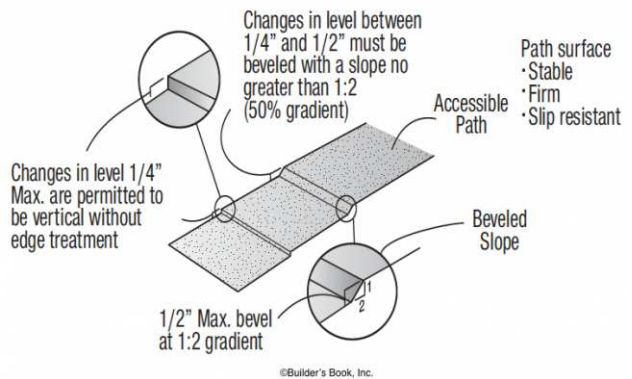
Floor and ground surfaces shall be stable, firm, and slip resistant and shall comply with 302.

Citation:

2010 ADAS Section: 302.1

As Built:

The route ground surface is grass which is not an accessible surface; route has a slope greater than 8.33%.



Play Area: Playground

Lat/Long: [42.25033, -83.71951]

Finding: 3 - swing

The entry point or seat is not within the compliant range above the ground.

Were play components require transfer to entry points or seats, the entry points or seats shall be 11 inches minimum and 24 inches maximum from the clear floor or ground space.

2010 ADAS Section 1008.4.4

Where play components require transfer to entry points or seats, the entry points or seats shall be 11 inches (280 mm) minimum and 24 inches (610 mm) maximum from the clear floor or ground space.

Citation:

2010 ADAS Section: 1008.4.4

As Built:

The swing seat is higher than 24 inches



Play Area: Playground

Lat/Long: [42.25033, -83.71951]

Finding: 4 - ada swing

The entry point or seat is not within the compliant range above the ground.

Were play components require transfer to entry points or seats, the entry points or seats shall be 11 inches minimum and 24 inches maximum from the clear floor or ground space.

2010 ADAS Section 1008.4.4

Where play components require transfer to entry points or seats, the entry points or seats shall be 11 inches (280 mm) minimum and 24 inches (610 mm) maximum from the clear floor or ground space.

Citation:

2010 ADAS Section: 1008.4.4

As Built:

The swing seat is higher than 24 inches

Play Area: Playground

Lat/Long: [42.25006, -83.71967]

Finding: 5

The route contains openings greater than 1/2 inch.

Openings in floor or ground surfaces shall not allow passage of a sphere more than 1/2 inch diameter. Elongated openings shall be placed so that the long dimension is perpendicular to the dominant direction of travel.

2010 ADAS Section 302.3

Openings in floor or ground surfaces shall not allow passage of a sphere more than 1/2 inch (13 mm) diameter except as allowed in 407.4.3, 409.4.3, 410.4, 810.5.3 and 810.10. Elongated openings shall be placed so that the long dimension is perpendicular to the dominant direction of travel.

Citation:

2010 ADAS Section: 302.3

As Built:

The accessible route to the swing play area has an opening greater than 1/2-inch.



Finding #5 Additional Finding Photos



Play Area: Playground

Lat/Long: [42.25006, -83.71967]

Finding: 6

The walkway contains changes in level greater than a 1/2 inch high that should be ramped.

Changes in level greater than 1/2 inch high shall be constructed as a ramp or curb ramp.

2010 ADAS Section 303.4

Changes in level greater than 1/2 inch (13 mm) high shall be ramped, and shall comply with 405 or 406.

Citation:

2010 ADAS Section: 303.4

As Built:

The accessible route to the play area has a vertical change in level greater than 1/2-inch beveled.



Finding #6 Additional Finding Photos



Play Area: Playground

Lat/Long: [42.25006, -83.71967]

Finding: 7

The transfer platform is not within the compliant range above the ground.

The height of transfer platforms shall be 11 inches minimum and 18 inches maximum measured to the top of the surface from the ground or floor surface.

2010 ADAS Section 1008.3.1.2

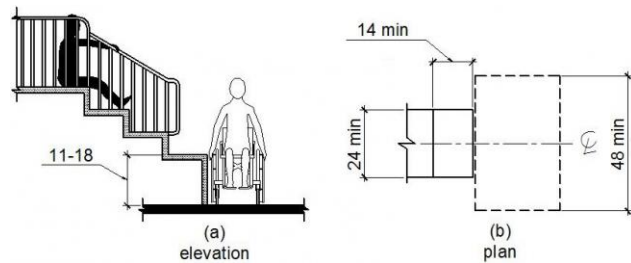
The height of transfer platforms shall be 11 inches (280 mm) minimum and 18 inches (455 mm) maximum measured to the top of the surface from the ground or floor surface.

Citation:

2010 ADAS Section: 1008.3.1.2

As Built:

The transfer platform is 10" above ground.



Site Accessibility Evaluation



**Traver Creek Nature
2295 TRAVER RD
Ann Arbor, MI 48104
ADA Only**

Inspection Date: 07/11/2022

Inspectors: Aileen Dryden, Arturo Pinero, Jesus Lardizabal, Juvelyn Owen, Olaf Brunjes

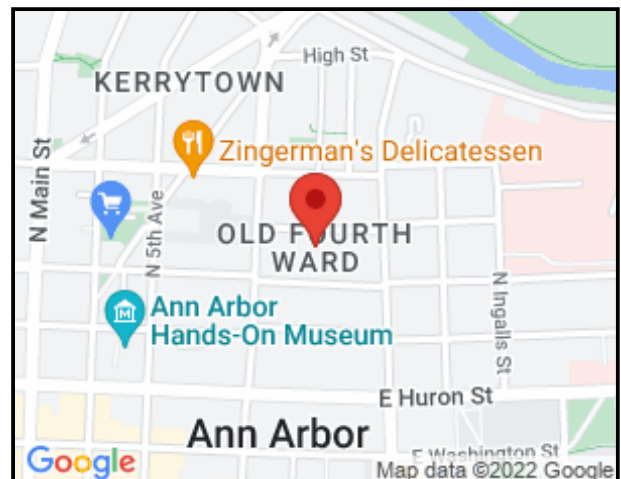
Prepared By



(512) 410 - 7059

alturalp.com

Report Date: 11/09/2022



DNR Accessibility Grading System for Parks and Recreation Facilities

Accessibility Grade

Definition

1

None of the facilities meet accessibility guidelines

2

Some facilities meet accessibility guidelines

3

Most facilities meet accessibility guidelines

4

The entire park meets accessibility guidelines

5

The entire park was developed using the principles of universal design

Site Accessibility Evaluation



Tuebingen Park
2505 TUEBINGEN PKWY
Ann Arbor, MI 48104
ADA Only

Inspection Date: 07/11/2022

Inspectors: Aileen Dryden, Arturo Pinero, Jesus Lardizabal, Juvelyn Owen, Olaf Brunjes

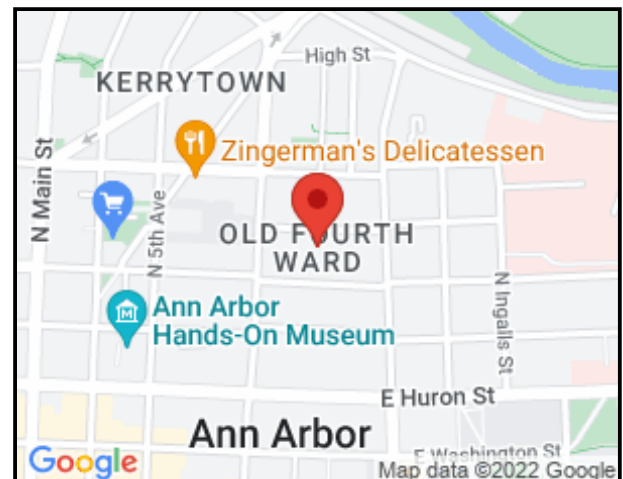
Prepared By



(512) 410 - 7059

alturalp.com

Report Date: 11/09/2022



DNR Accessibility Grading System for Parks and Recreation Facilities

Accessibility Grade

Definition

1

None of the facilities meet accessibility guidelines

2

Some facilities meet accessibility guidelines

3

Most facilities meet accessibility guidelines

4

The entire park meets accessibility guidelines

5

The entire park was developed using the principles of universal design

Play Area: Playground

Lat/Long: [42.30928, -83.71744]

Finding: 1

An accessible route is not provided within the play area or it does not connect accessible ground level components, elevated components, or the entry and exit points of the play components.

At least one accessible route shall be provided within the play area. The accessible route shall connect ground level play components required to be accessible and elevated play components required to be accessible, including entry and exit points of the play components.

2010 ADAS Section 206.2.17.1

At least one accessible route shall be provided within the play area. The accessible route shall connect ground level play components required to comply with 240.2.1 and elevated play components required to comply with 240.2.2, including entry and exit points of the play components.

Citation:

2010 ADAS Section: 206.2.17.1

As Built:

There is no accessible route to the play area; grass is not an accessible surface.



Play Area: Playground

Lat/Long: [42.31009, -83.71705]

Finding: 2

The accessible route contains loose gravel and/or surface materials that do not provide for a stable, firm slip resistant surface.

Floor and ground surfaces shall be stable, firm, and slip resistant.

2010 ADAS Section 302.1

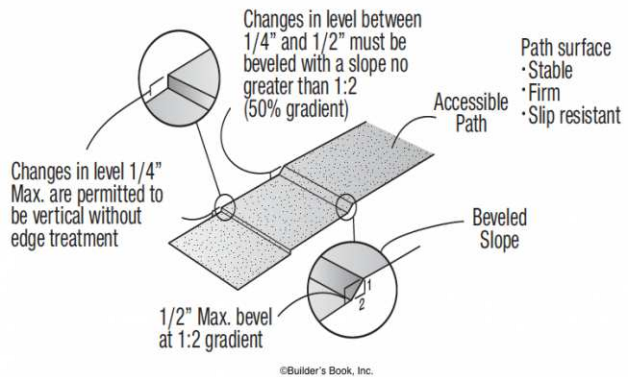
Floor and ground surfaces shall be stable, firm, and slip resistant and shall comply with 302.

Citation:

2010 ADAS Section: 302.1

As Built:

There is no accessible route to the exercise area; grass is not an accessible surface.



Site Accessibility Evaluation



Turnberry Park
3125 Turnberry Lane
Ann Arbor, MI 48108
ADA Only

Inspection Date: 05/23/2022

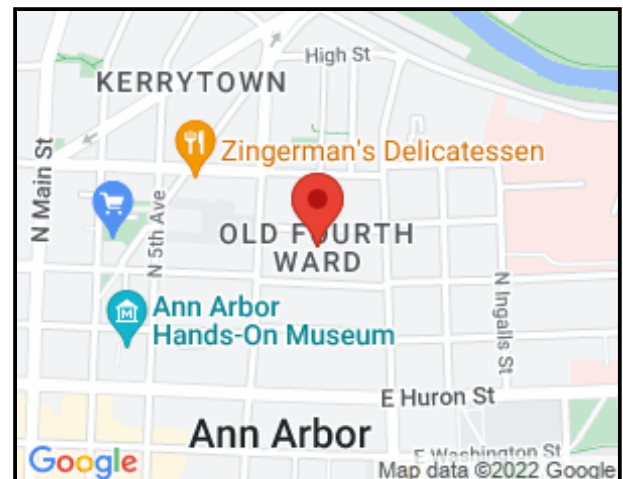
Inspectors: Aileen Dryden, Arturo Pinero

Prepared By



(512) 410 - 7059
alturalp.com

Report Date: 11/09/2022



DNR Accessibility Grading System for Parks and Recreation Facilities

Accessibility Grade

Definition

1

None of the facilities meet accessibility guidelines

2

Some facilities meet accessibility guidelines

3

Most facilities meet accessibility guidelines

4

The entire park meets accessibility guidelines

5

The entire park was developed using the principles of universal design

Trail System: Trail

Lat/Long: [42.2393, -83.68629]

Finding: 1 - trail

The walkway contains abrupt vertical edges and/or variations over a 1/2 inch.

1/4 inch is the maximum vertical rise. Changes in level between 1/4 inch and 1/2 inch must be beveled at 1:2 or less.

Changes in level greater than 1/2 inch must be by way of a ramp.

2010 ADAS Section 303.3

Changes in level between 1/4 inch (6.4 mm) high minimum and 1/2 inch (13 mm) high maximum shall be beveled with a slope not steeper than 1:2.

2010 ADAS Section 303.2

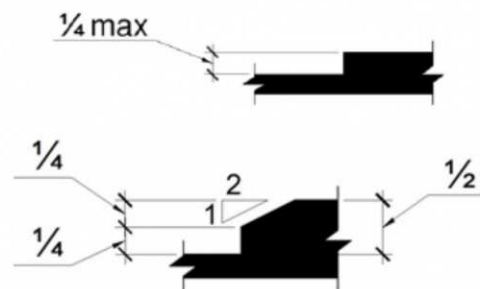
Changes in level of 1/4 inch (6.4 mm) high maximum shall be permitted to be vertical.

Citation:

2010 ADAS Section: 303.3, 303.2

As Built:

There is vegetation growing on the accessible route which creates vertical changes in level greater than 1/2-inch.



Finding #1 Additional Finding Photos



Green Space: Picnic Area

Lat/Long: [42.23967, -83.68597]

Finding: 2 - picnic table

There is no accessible route to the element.

At least one accessible route shall connect accessible buildings, accessible facilities, accessible elements, and accessible spaces that are on the same site.

2010 ADAS Section 206.2.2

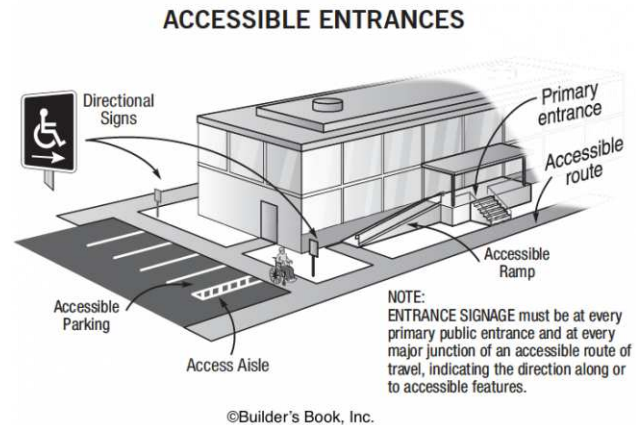
At least one accessible route shall connect accessible buildings, accessible facilities, accessible elements, and accessible spaces that are on the same site.

Citation:

2010 ADAS Section: 206.2.2

As Built:

There is no accessible route to the picnic tables. At least 5% of the picnic tables must be compliant and on an accessible route.



Play Area: Playground

Lat/Long: [42.23926, -83.68678]

Finding: 3

The walkway contains changes in level greater than a 1/2 inch high that should be ramped.

Changes in level greater than 1/2 inch high shall be constructed as a ramp or curb ramp.

2010 ADAS Section 303.4

Changes in level greater than 1/2 inch (13 mm) high shall be ramped, and shall comply with 405 or 406.

Citation:

2010 ADAS Section: 303.4

As Built:

The entrance to the play area has a vertical change in level greater than 1/2-inch



Finding #3 Additional Finding Photos



Play Area: Playground

Lat/Long: [42.23965, -83.68673]

Finding: 4

Compliance with ASTM F1951 for accessibility for ground surfaces on accessible routes, clear floor or ground spaces, and turning spaces has not been determined.

Ground surfaces shall comply with ASTM F 1951. Ground surfaces shall be inspected and maintained regularly and frequently to ensure continued compliance with ASTM F 1951.

2010 ADAS Section 1008.2.6.1

Ground surfaces shall comply with ASTM F 1951 (incorporated by reference, see "Referenced Standards" in Chapter 1). Ground surfaces shall be inspected and maintained regularly and frequently to ensure continued compliance with ASTM F 1951.

Citation:

2010 ADAS Section: 1008.2.6.1

As Built:

The play area ground surface is not firm, stable, and slip resistant.



Finding #4 Additional Finding Photos



Findings with no area description

Lat/Long: [42.23969, -83.68582]

Finding: 5 - ball feature

There is no accessible route to the element.

At least one accessible route shall connect accessible buildings, accessible facilities, accessible elements, and accessible spaces that are on the same site.

2010 ADAS Section 206.2.2

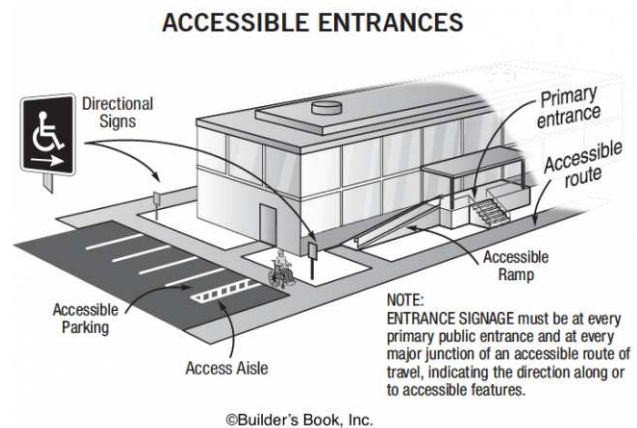
At least one accessible route shall connect accessible buildings, accessible facilities, accessible elements, and accessible spaces that are on the same site.

Citation:

2010 ADAS Section: 206.2.2

As Built:

There is no accessible route to the play area; grass is not an accessible surface.



Site Accessibility Evaluation



**Unnamed Park #1
2570 DEXTER RD
Ann Arbor, MI 48104
ADA Only**

Inspection Date: 07/11/2022

Inspectors: Aileen Dryden, Arturo Pinero, Jesus Lardizabal, Juvelyn Owen, Olaf Brunjes

Prepared By



(512) 410 - 7059

alturalp.com

Report Date: 11/09/2022

DNR Accessibility Grading System for Parks and Recreation Facilities

Accessibility Grade

Definition

1

None of the facilities meet accessibility guidelines

2

Some facilities meet accessibility guidelines

3

Most facilities meet accessibility guidelines

4

The entire park meets accessibility guidelines

5

The entire park was developed using the principles of universal design

Site Accessibility Evaluation



Veterans Memorial Park & Pool & Ice
2150 Jackson Avenue
Kerrytown, MI 48104
ADA Only

Inspection Date: 07/11/2022

Inspectors: Aileen Dryden, Arturo Pinero, Jesus Lardizabal, Juvelyn Owen, Olaf Brunjes

Prepared By



(512) 410 - 7059

alturalp.com

Report Date: 11/09/2022



DNR Accessibility Grading System for Parks and Recreation Facilities

Accessibility Grade

Definition

1

None of the facilities meet accessibility guidelines

2

Some facilities meet accessibility guidelines

3

Most facilities meet accessibility guidelines

4

The entire park meets accessibility guidelines

5

The entire park was developed using the principles of universal design

Parking: Parking Lot

Lat/Long: [42.28118, -83.77734]

Finding: 1 - Parking Lot

The van stall is missing a sign identifying it as a van accessible stall.

Parking space identification signs shall include the International Symbol of Accessibility. Signs identifying van parking spaces shall contain the designation "van accessible."

2010 ADAS Section 502.6

Parking space identification signs shall include the International Symbol of Accessibility complying with 703.7.2.1. Signs identifying van parking spaces shall contain the designation "van accessible." Signs shall be 60 inches (1525 mm) minimum above the finish floor or ground surface measured to the bottom of the sign.

Citation:

2010 ADAS Section: 502.6

As Built:

Two accessible parking stalls facing the pool, the right stall is "van accessible" but missing the sign.



Parking: Parking Lot

Lat/Long: [42.2812, -83.77723]

Finding: 2 - Parking Lot

The van stall is missing a sign identifying it as a van accessible stall.

Parking space identification signs shall include the International Symbol of Accessibility. Signs identifying van parking spaces shall contain the designation "van accessible."

2010 ADAS Section 502.6

Parking space identification signs shall include the International Symbol of Accessibility complying with 703.7.2.1. Signs identifying van parking spaces shall contain the designation "van accessible." Signs shall be 60 inches (1525 mm) minimum above the finish floor or ground surface measured to the bottom of the sign.

Citation:

2010 ADAS Section: 502.6

As Built:

Two accessible parking stalls facing the pool, the left stall is missing the accessible sign.



Parking: Parking Lot

Lat/Long: [42.28168, -83.77724]

Finding: 3 - Parking Lot

The van stall is missing a sign identifying it as a van accessible stall.

Parking space identification signs shall include the International Symbol of Accessibility. Signs identifying van parking spaces shall contain the designation "van accessible."

2010 ADAS Section 502.6

Parking space identification signs shall include the International Symbol of Accessibility complying with 703.7.2.1. Signs identifying van parking spaces shall contain the designation "van accessible." Signs shall be 60 inches (1525 mm) minimum above the finish floor or ground surface measured to the bottom of the sign.

Citation:

2010 ADAS Section: 502.6

As Built:

Three accessible parking stalls facing the park, the right stall is "van accessible" but missing the sign.



Finding #3 Additional Finding Photos



Parking: Parking Lot

Lat/Long: [42.28168, -83.77724]

Finding: 4 - Parking Lot

The access aisle is not a minimum 5 feet wide.

An accessible parking stall's access aisle must be a minimum of 5 feet wide measured from centerline to centerline.

Where the access aisle is not adjacent to another parking space or access aisle, measurements shall be permitted to include the full width of the line defining the access aisle.

2010 ADAS Section 502.3.1

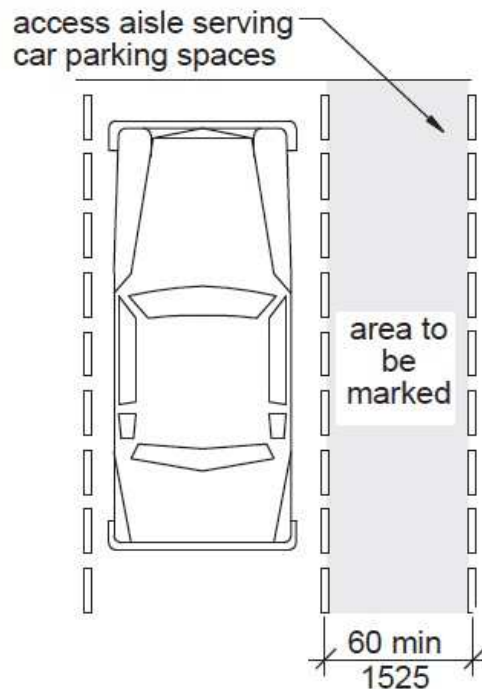
Access aisles serving car and van parking spaces shall be 60 inches (1525 mm) wide minimum.

Citation:

2010 ADAS Section: 502.3.1

As Built:

Three accessible parking stalls facing the park, first two access aisles are 54-56 inches wide



Parking: Parking Lot

Lat/Long: [42.28103, -83.7788]

Finding: 5 - Parking Lot

There are no accessible parking stalls.

Each lot where parking is provided for the public as clients, guests or employees, shall provide accessible parking and shall be located on the shortest accessible route of travel from adjacent parking to an accessible entrance.

There are a total of 66 parking stalls in the parking lot that could be reasonably associated with this facility. There should be a minimum of 3 accessible stalls with a minimum of 1 being designed as van accessible.

2010 ADAS Section 208.2

Parking spaces complying with 502 shall be provided in accordance with Table 208.2 except as required by 208.2.1, 208.2.2, and 208.2.3. Where more than one parking facility is provided on a site, the number of accessible spaces provided on the site shall be calculated according to the number of spaces required for each parking facility.

Citation:

2010 ADAS Section: 208.2

As Built:

No accessible stalls on west side parking lot



Total Number of Parking Spaces Provided in Parking Facility	Minimum Number of Required Accessible Parking Spaces
1 to 25	1
26 to 50	2
51 to 75	3
76 to 100	4
101 to 150	5
151 to 200	6
201 to 300	7
301 to 400	8
401 to 500	9
501 to 1000	2 percent of total
1001 and over	20, plus 1 for each 100, or fraction thereof, over 1000

Parking: Parking Lot

Lat/Long: [42.28327, -83.77935]

Finding: 6 - Parking Lot

The parking space is in not nearly compliant.

The parking space the minimum width. The floor or ground surface is not firm stable or slip resistant. The parking space contains changes in level and/or gaps that exceed the maximum allowable requirements. The parking space does not have the proper identifications signs or the signs are not installed at the correct height. The parking space is missing an adjacent access aisle.

2010 ADAS Section 502.1

Car and van parking spaces shall comply with 502. Where parking spaces are marked with lines, width measurements of parking spaces and access aisles shall be made from the centerline of the markings.

2010 ADAS Section 502.1 Exception

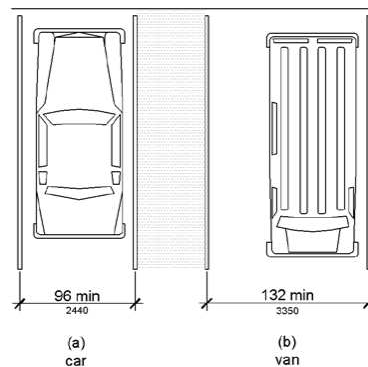
Where parking spaces or access aisles are not adjacent to another parking space or access aisle, measurements shall be permitted to include the full width of the line defining the parking space or access aisle.

Citation:

2010 ADAS Section: 502.1, 502.1 Exception

As Built:

Gravel parking space



Finding #6 Additional Finding Photos



Parking: Parking Lot

Lat/Long: [42.28342, -83.78082]

Finding: 7 - Parking Lot

There are not enough accessible stalls.

There are no accessible parking stalls including designated for a van.

There should be a minimum of 5 accessible parking stalls including a minimum of (1 van accessible stalls).

2010 ADAS Section 208.2

Parking spaces complying with 502 shall be provided in accordance with Table 208.2 except as required by 208.2.1, 208.2.2, and 208.2.3. Where more than one parking facility is provided on a site, the number of accessible spaces provided on the site shall be calculated according to the number of spaces required for each parking facility.

Citation:

2010 ADAS Section: 208.2

As Built:

Gravel parking lot



Total Number of Parking Spaces Provided in Parking Facility	Minimum Number of Required Accessible Parking Spaces
1 to 25	1
26 to 50	2
51 to 75	3
76 to 100	4
101 to 150	5
151 to 200	6
201 to 300	7
301 to 400	8
401 to 500	9
501 to 1000	2 percent of total
1001 and over	20, plus 1 for each 100, or fraction thereof, over 1000

Parking: Parking Lot

Lat/Long: [42.28482, -83.77724]

Finding: 8 - Parking Lot

The parking space is in not nearly compliant.

The parking space the minimum width. The floor or ground surface is not firm stable or slip resistant. The parking space contains changes in level and/or gaps that exceed the maximum allowable requirements. The parking space does not have the proper identifications signs or the signs are not installed at the correct height. The parking space is missing an adjacent access aisle.

2010 ADAS Section 502.1

Car and van parking spaces shall comply with 502. Where parking spaces are marked with lines, width measurements of parking spaces and access aisles shall be made from the centerline of the markings.

2010 ADAS Section 502.1 Exception

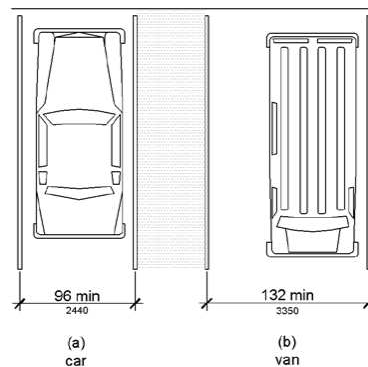
Where parking spaces or access aisles are not adjacent to another parking space or access aisle, measurements shall be permitted to include the full width of the line defining the parking space or access aisle.

Citation:

2010 ADAS Section: 502.1, 502.1 Exception

As Built:

Slope of both spaces exceeds 2%. No marked access aisles are provided. Not ISA painted



Parking: Parking Lot

Lat/Long: [42.28428, -83.77685]

Finding: 9 - Parking Lot

The parking space is in not nearly compliant.

The parking space the minimum width. The floor or ground surface is not firm stable or slip resistant. The parking space contains changes in level and/or gaps that exceed the maximum allowable requirements. The parking space does not have the proper identifications signs or the signs are not installed at the correct height. The parking space is missing an adjacent access aisle.

2010 ADAS Section 502.1

Car and van parking spaces shall comply with 502. Where parking spaces are marked with lines, width measurements of parking spaces and access aisles shall be made from the centerline of the markings.

2010 ADAS Section 502.1 Exception

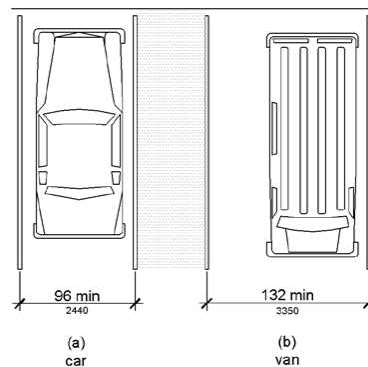
Where parking spaces or access aisles are not adjacent to another parking space or access aisle, measurements shall be permitted to include the full width of the line defining the parking space or access aisle.

Citation:

2010 ADAS Section: 502.1, 502.1 Exception

As Built:

Slope of both spaces exceeds 2%. No signs.



Exterior: Sidewalks

Lat/Long: [42.28115, -83.77729]

Finding: 10 - Sidewalk

The accessible route has running slopes greater than 5 percent across the width of the walk and has not been constructed as a ramp (i.e. handrails, edge protection, etc.).

When the slope in the direction of travel of any walk exceeds 1 unit vertical in 20 units horizontal (5-percent slope), it must be constructed as a ramp. Surface cross slopes must not exceed one unit vertical in 48 units horizontal (2-percent slope).

2010 ADAS Section 403.3

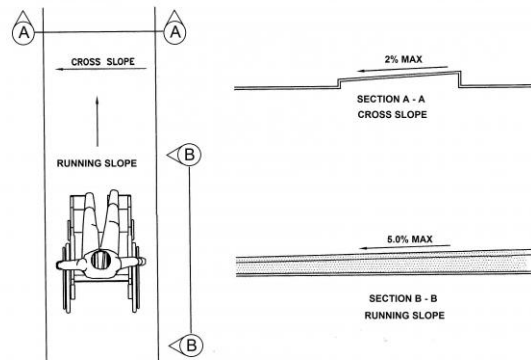
The running slope of walking surfaces shall not be steeper than 1:20. The cross slope of walking surfaces shall not be steeper than 1:48.

Citation:

2010 ADAS Section: 403.3

As Built:

Sidewalk in front of accessible parking by NE corner of pool area has a running slope of 8.2-9.0% workout handrails



Exterior: Sidewalks

Lat/Long: [42.28111, -83.77868]

Finding: 11 - Sidewalk

The accessible route contains loose gravel and/or surface materials that do not provide for a stable, firm slip resistant surface.

Floor and ground surfaces shall be stable, firm, and slip resistant.

2010 ADAS Section 302.1

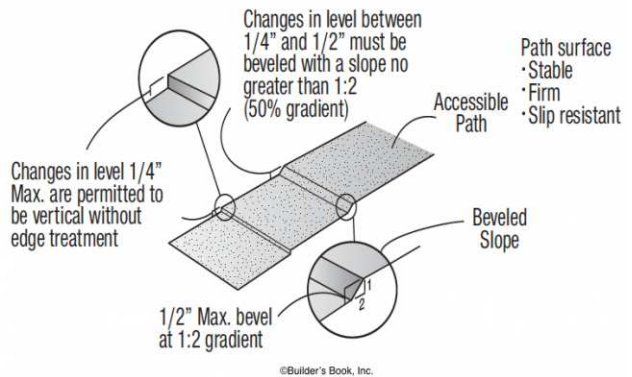
Floor and ground surfaces shall be stable, firm, and slip resistant and shall comply with 302.

Citation:

2010 ADAS Section: 302.1

As Built:

Asphalt is broken connecting west side parking lot with west side ice rink entrance



Exterior: Trails

Lat/Long: [42.28455, -83.77901]

Finding: 12 - Sidewalk

The accessible route on the site has running slopes greater than 5 percent and has not been constructed as a ramp (i.e. handrails, edge protection, etc.).

When the slope in the direction of travel of any walk exceeds 1 unit vertical in 20 units horizontal (5-percent slope), it must be constructed as a ramp. Surface cross slopes must not exceed one unit vertical in 48 units horizontal (2-percent slope).

2010 ADAS Section 403.3

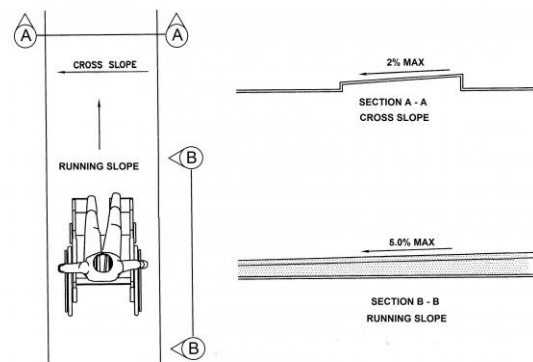
The running slope of walking surfaces shall not be steeper than 1:20. The cross slope of walking surfaces shall not be steeper than 1:48.

Citation:

2010 ADAS Section: 403.3

As Built:

Route to skate park slope is 8%



Exterior: Trails

Lat/Long: [42.28181, -83.77715]

Finding: 13 - Sidewalk

The accessible route on the site has running slopes greater than 5 percent and has not been constructed as a ramp (i.e. handrails, edge protection, etc.).

When the slope in the direction of travel of any walk exceeds 1 unit vertical in 20 units horizontal (5-percent slope), it must be constructed as a ramp. Surface cross slopes must not exceed one unit vertical in 48 units horizontal (2-percent slope).

2010 ADAS Section 403.3

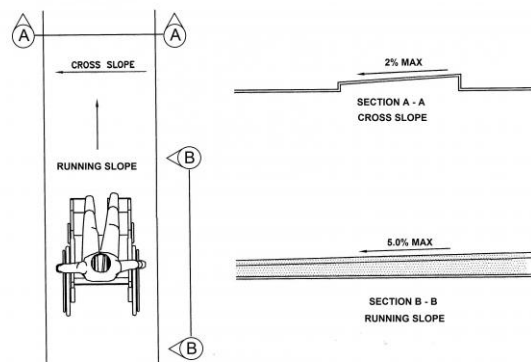
The running slope of walking surfaces shall not be steeper than 1:20. The cross slope of walking surfaces shall not be steeper than 1:48.

Citation:

2010 ADAS Section: 403.3

As Built:

Path from pool parking to tennis courts has a running slope of up to 14%



Exterior: Trails

Lat/Long: [42.28205, -83.77695]

Finding: 14 - Sidewalk

The accessible path of travel has cross slopes greater than 2%.

Surface cross slopes shall not exceed one unit vertical in 48 units horizontal (2-percent slope). When the slope in the direction of travel of any walk exceeds 1 unit vertical in 20 units horizontal (5-percent slope), it must be constructed as a ramp.

2010 ADAS Section 403.3

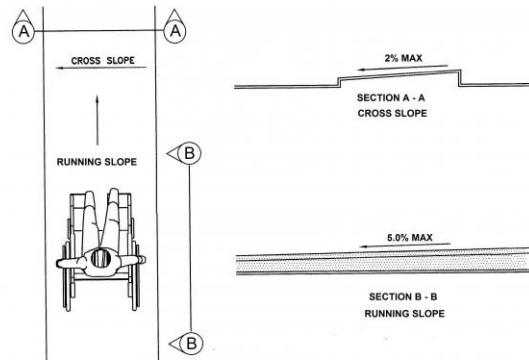
The running slope of walking surfaces shall not be steeper than 1:20. The cross slope of walking surfaces shall not be steeper than 1:48.

Citation:

2010 ADAS Section: 403.3

As Built:

Path to tennis courts has a cross slope of up to 6.3%



Exterior: Trails

Lat/Long: [42.28221, -83.7773]

Finding: 15 - Gate Access

The door must have a smooth surface within 10 inches of the floor on the push side.

Swinging door surfaces within 10 inches of the finish floor or ground measured vertically must have a smooth surface on the push side extending the full width of the door. Parts creating horizontal or vertical joints in these surfaces shall be within 1/16 inch of the same plane as the other. All gates, including ticket gates, shall meet all applicable specifications for doors.

2010 ADAS Section 404.2.10

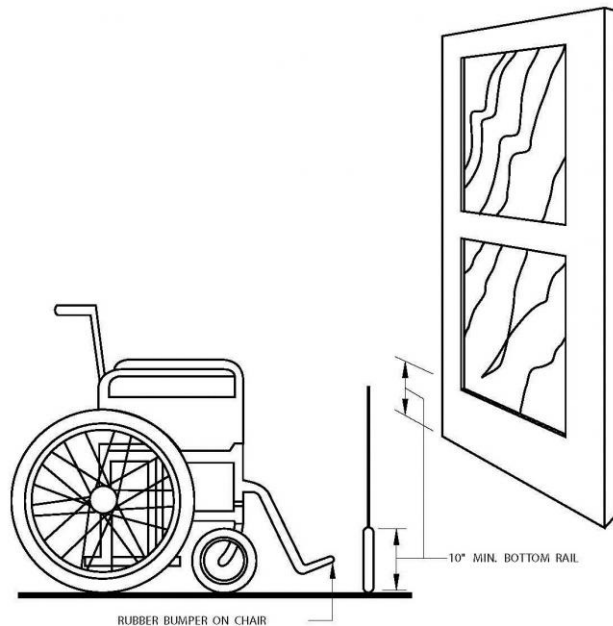
Swinging door and gate surfaces within 10 inches (255 mm) of the finish floor or ground measured vertically shall have a smooth surface on the push side extending the full width of the door or gate. Parts creating horizontal or vertical joints in these surfaces shall be within 1/16 inch (1.6 mm) of the same plane as the other. Cavities created by added kick plates shall be capped.

Citation:

2010 ADAS Section: 404.2.10

As Built:

Gate to tennis courts does not have a smooth surface



Exterior: Play Areas

Lat/Long: [42.28354, -83.77594]

Finding: 16 - Accessible Route

There is no accessible route to the swings.

At least one accessible route shall connect accessible buildings, accessible facilities, accessible elements, and accessible spaces that are on the same site.

2010 ADAS Section 206.2.2

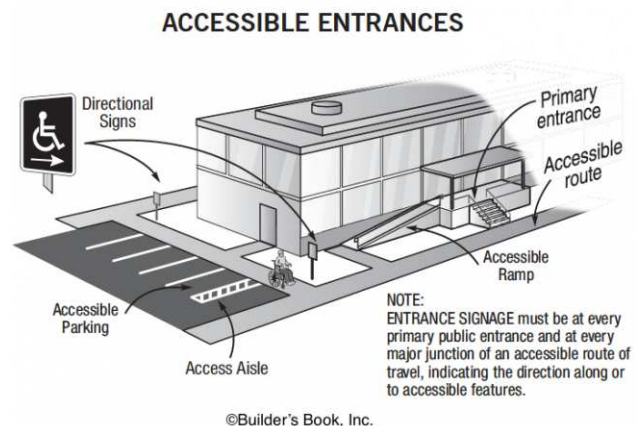
At least one accessible route shall connect accessible buildings, accessible facilities, accessible elements, and accessible spaces that are on the same site.

Citation:

2010 ADAS Section: 206.2.2

As Built:

Grass surface. No accessible route to swings.



Exterior: Play Areas

Lat/Long: [42.28467, -83.77735]

Finding: 17 - Accessible Route

There is no accessible route to the grill.

At least one accessible route shall connect accessible buildings, accessible facilities, accessible elements, and accessible spaces that are on the same site.

2010 ADAS Section 206.2.2

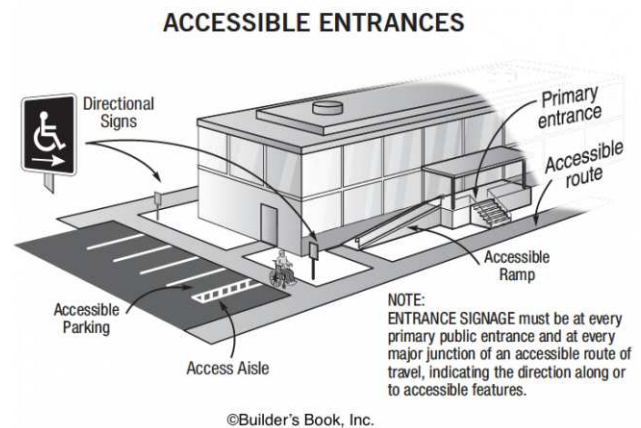
At least one accessible route shall connect accessible buildings, accessible facilities, accessible elements, and accessible spaces that are on the same site.

Citation:

2010 ADAS Section: 206.2.2

As Built:

Grass surface. There is no accessible route to the grill.



Exterior: Play Areas

Lat/Long: [42.2836, -83.77814]

Finding: 18 - Accessible Route

There is no accessible route to the picnic table.

At least one accessible route shall connect accessible buildings, accessible facilities, accessible elements, and accessible spaces that are on the same site.

2010 ADAS Section 206.2.2

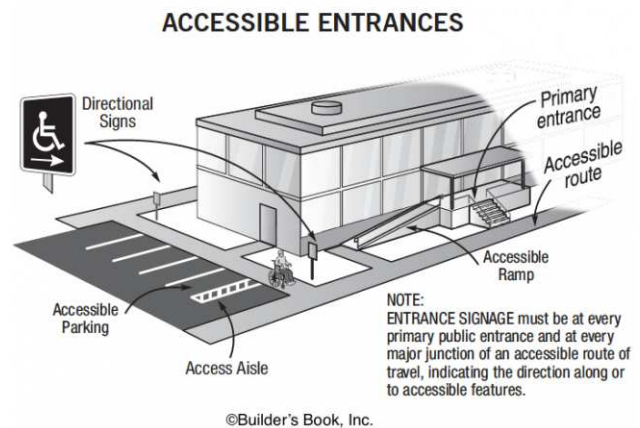

At least one accessible route shall connect accessible buildings, accessible facilities, accessible elements, and accessible spaces that are on the same site.

Citation:

2010 ADAS Section: 206.2.2

As Built:

Grass surface. There is no accessible route to the picnic table.



Exterior: Play Areas

Lat/Long: [42.28401, -83.77724]

Finding: 19 - Sidewalk

The accessible route on the site has running slopes greater than 5 percent and has not been constructed as a ramp (i.e. handrails, edge protection, etc.).

When the slope in the direction of travel of any walk exceeds 1 unit vertical in 20 units horizontal (5-percent slope), it must be constructed as a ramp. Surface cross slopes must not exceed one unit vertical in 48 units horizontal (2-percent slope).

2010 ADAS Section 403.3

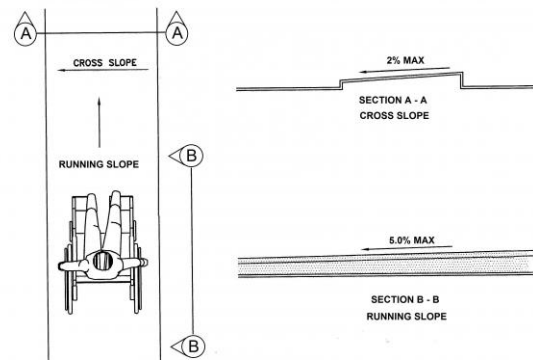
The running slope of walking surfaces shall not be steeper than 1:20. The cross slope of walking surfaces shall not be steeper than 1:48.

Citation:

2010 ADAS Section: 403.3

As Built:

Running slope exceeds 5%.



Exterior: Play Areas

Lat/Long: [42.28425, -83.777]

Finding: 20 - Sidewalk

The route contains openings greater than 1/2 inch.

Openings in floor or ground surfaces shall not allow passage of a sphere more than 1/2 inch diameter. Elongated openings shall be placed so that the long dimension is perpendicular to the dominant direction of travel.

2010 ADAS Section 302.3

Openings in floor or ground surfaces shall not allow passage of a sphere more than 1/2 inch (13 mm) diameter except as allowed in 407.4.3, 409.4.3, 410.4, 810.5.3 and 810.10. Elongated openings shall be placed so that the long dimension is perpendicular to the dominant direction of travel.

Citation:

2010 ADAS Section: 302.3

As Built:

Sidewalk surfacing cracks/openings are too large and growing grass.



Exterior: Baseball Field

Lat/Long: [42.28402, -83.77661]

Finding: 21 - Accessible Route

The accessible route contains loose gravel and/or surface materials that do not provide for a stable, firm slip resistant surface.

Floor and ground surfaces shall be stable, firm, and slip resistant.

2010 ADAS Section 302.1

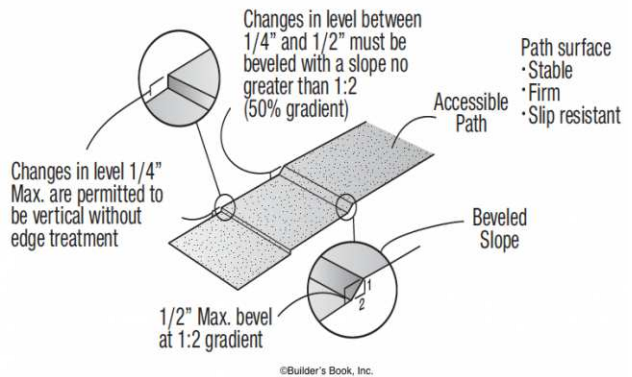
Floor and ground surfaces shall be stable, firm, and slip resistant and shall comply with 302.

Citation:

2010 ADAS Section: 302.1

As Built:

Field 4 has no accessible route to it.



Exterior: Baseball Field

Lat/Long: [42.28359, -83.77695]

Finding: 22 - Accessible Route

The accessible route contains loose gravel and/or surface materials that do not provide for a stable, firm slip resistant surface.

Floor and ground surfaces shall be stable, firm, and slip resistant.

2010 ADAS Section 302.1

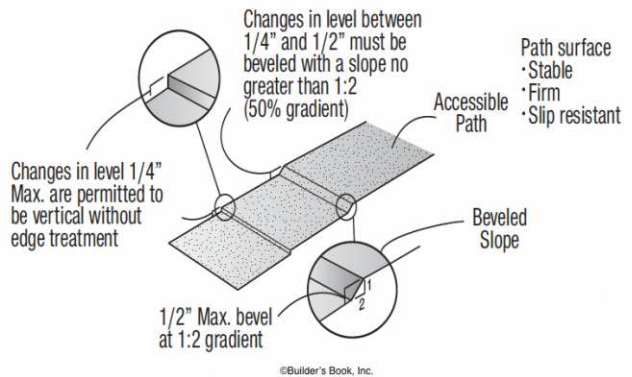
Floor and ground surfaces shall be stable, firm, and slip resistant and shall comply with 302.

Citation:

2010 ADAS Section: 302.1

As Built:

Fields 2 and 3 adjacent to the concessions building are missing accessible routes to asphalt path.



Exterior: Baseball Field

Lat/Long: [42.28337, -83.77923]

Finding: 23 - Spectator Seating

Based on the number of seats provided in this area, there should be a minimum of 2 wheelchair seating spaces.

Wheelchair spaces shall be provided in assembly areas with fixed seating.

2010 ADAS Section 221.2

Wheelchair spaces complying with 221.2 shall be provided in assembly areas with fixed seating.

2010 ADAS Section 221.2.1.1

Wheelchair spaces complying with 802.1 shall be provided in accordance with Table 221.2.1.1.

Citation:

2010 ADAS Section: 221.2, 221.2.1.1

As Built:

Only one wheelchair space is provided



Number of Seats	Minimum Number of Required Wheelchair Spaces
4 to 25	1
26 to 50	2
51 to 150	4
151 to 300	5
301 to 500	6
501 to 5000	6, plus 1 for each 150, or fraction thereof, between 501 through 5000
5001 and over	36, plus 1 for each 200, or fraction thereof, over 5000

Exterior: Baseball Field

Lat/Long: [42.28416, -83.77637]

Finding: 24 - Accessible Route

There is no accessible route to the element.

At least one accessible route shall connect accessible buildings, accessible facilities, accessible elements, and accessible spaces that are on the same site.

2010 ADAS Section 206.2.2

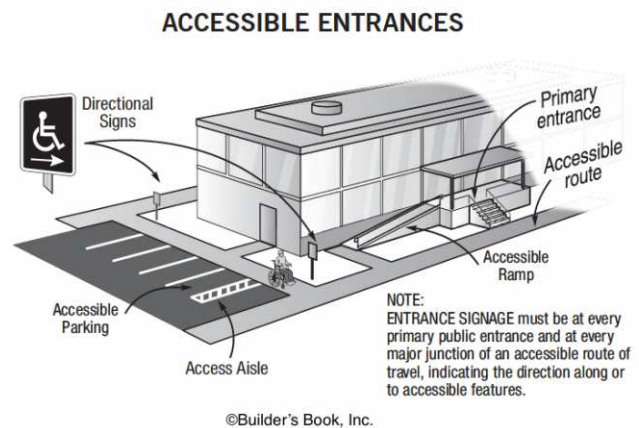
At least one accessible route shall connect accessible buildings, accessible facilities, accessible elements, and accessible spaces that are on the same site.

Citation:

2010 ADAS Section: 206.2.2

As Built:

Grass surface existing. Need 15 feet paved surface.



Exterior: Baseball Field

Lat/Long: [42.28436, -83.77785]

Finding: 25 - Accessible Route

There is no accessible route to field #5

At least one accessible route shall connect accessible buildings, accessible facilities, accessible elements, and accessible spaces that are on the same site.

2010 ADAS Section 206.2.2

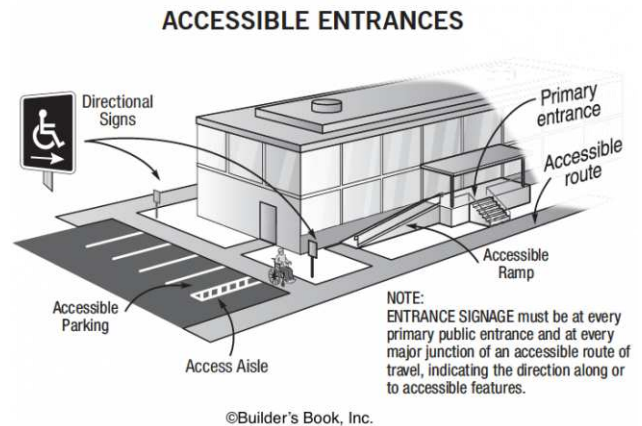
At least one accessible route shall connect accessible buildings, accessible facilities, accessible elements, and accessible spaces that are on the same site.

Citation:

2010 ADAS Section: 206.2.2

As Built:

No path from parking to field #5



Exterior: Baseball Field

Lat/Long: [42.28448, -83.77821]

Finding: 26 - Accessible Route

The drinking fountain is not on an accessible route of travel.

2010 ADAS Section 206.2.4

At least one accessible route shall connect accessible building or facility entrances with all accessible spaces and elements within the building or facility which are otherwise connected by a circulation path unless exempted by 206.2.3 Exceptions 1 through 7.

Citation:

2010 ADAS Section: 206.2.4

As Built:

No path to drinking fountain at field #5



Exterior: Baseball Field

Lat/Long: [42.28461, -83.77823]

Finding: 27 - Drinking Fountain

There is not enough knee clearance under the drinking fountain.

The drinking fountain must have a clear knee space between the bottom of the drinking fountain and the floor not less than 27 inches in height, 30 inches in width, and 8 inches in depth.

2010 ADAS Section 602.2

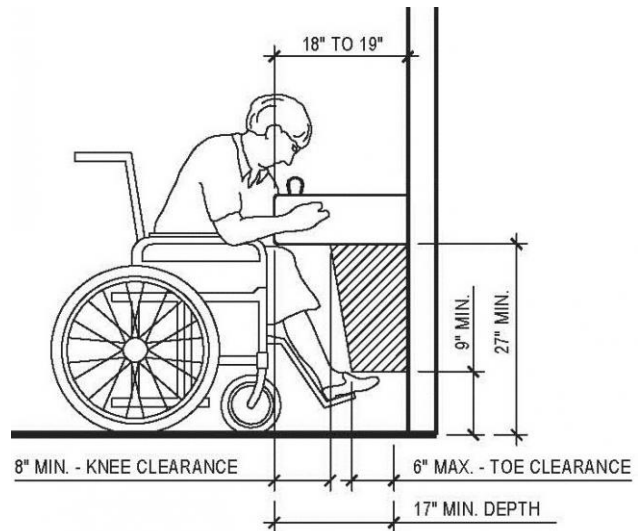
Units shall have a clear floor or ground space complying with 305 positioned for a forward approach and centered on the unit. Knee and toe clearance complying with 306 shall be provided.

Citation:

2010 ADAS Section: 602.2

As Built:

Knee clearance under drinking fountain by field #5 is 26 inches



Exterior: Baseball Field

Lat/Long: [42.28092, -83.78052]

Finding: 28 - Accessible Route

There is no accessible route to the element.

At least one accessible route shall connect accessible buildings, accessible facilities, accessible elements, and accessible spaces that are on the same site.

2010 ADAS Section 206.2.2

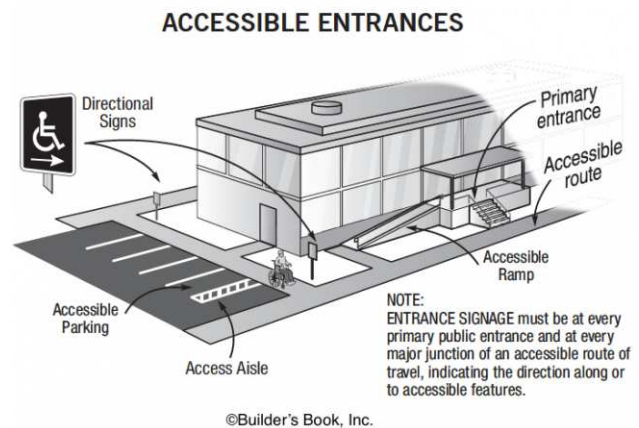
At least one accessible route shall connect accessible buildings, accessible facilities, accessible elements, and accessible spaces that are on the same site.

Citation:

2010 ADAS Section: 206.2.2

As Built:

Grass and dirt surface existing.



Exterior: Skate Park

Lat/Long: [42.28612, -83.77952]

Finding: 29 - Drinking Fountain

There is no drinking fountain for standing persons.

No fewer than two drinking fountains shall be provided. One drinking fountain shall meet requirements for wheelchair accessibility and one drinking fountain shall meet requirements for standing persons.

Where a single drinking fountain complies with both wheelchair accessibility and requirements for standing persons, it shall be permitted to be substituted for two separate drinking fountains.

Spout outlets of drinking fountains for standing persons shall be 38 inches minimum and 43 inches maximum above the finish floor or ground.

2010 ADAS Section 602.7

Spout outlets of drinking fountains for standing persons shall be 38 inches (965 mm) minimum and 43 inches (1090 mm) maximum above the finish floor or ground.

2010 ADAS Section 211.2

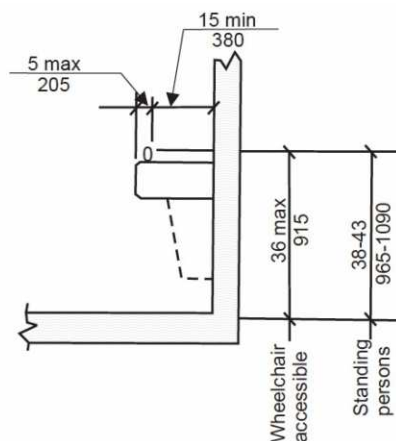
No fewer than two drinking fountains shall be provided. One drinking fountain shall comply with 602.1 through 602.6 and one drinking fountain shall comply with 602.7.

Citation:

2010 ADAS Section: 602.7, 211.2

As Built:

Only low drinking fountain provided.



Exterior: Skatepark

Lat/Long: [42.28458, -83.78024]

Finding: 30 - Park Entry

The route contains openings greater than 1/2 inch.

Openings in floor or ground surfaces shall not allow passage of a sphere more than 1/2 inch diameter. Elongated openings shall be placed so that the long dimension is perpendicular to the dominant direction of travel.

2010 ADAS Section 302.3

Openings in floor or ground surfaces shall not allow passage of a sphere more than 1/2 inch (13 mm) diameter except as allowed in 407.4.3, 409.4.3, 410.4, 810.5.3 and 810.10. Elongated openings shall be placed so that the long dimension is perpendicular to the dominant direction of travel.

Citation:

2010 ADAS Section: 302.3

As Built:

Sidewalk pavement opening is 1", grass is growing in opening.



Exterior: Skatepark

Lat/Long: [42.2851, -83.77977]

Finding: 31 - Spectator Seating

Based on the number of seats provided in this area (XX), there should be a minimum of (XX) wheelchair seating spaces.

Wheelchair spaces shall be provided in assembly areas with fixed seating.

2010 ADAS Section 221.2

Wheelchair spaces complying with 221.2 shall be provided in assembly areas with fixed seating.

2010 ADAS Section 221.2.1.1

Wheelchair spaces complying with 802.1 shall be provided in accordance with Table 221.2.1.1.

Citation:

2010 ADAS Section: 221.2, 221.2.1.1

As Built:

Spectator seating does not include accessible seating option.



Number of Seats	Minimum Number of Required Wheelchair Spaces
4 to 25	1
26 to 50	2
51 to 150	4
151 to 300	5
301 to 500	6
501 to 5000	6, plus 1 for each 150, or fraction thereof, between 501 through 5000
5001 and over	36, plus 1 for each 200, or fraction thereof, over 5000

Exterior: Skatepark

Lat/Long: [42.28526, -83.77903]

Finding: 32 - Spectator Route

There is no accessible route to the element.

At least one accessible route shall connect accessible buildings, accessible facilities, accessible elements, and accessible spaces that are on the same site.

2010 ADAS Section 206.2.2

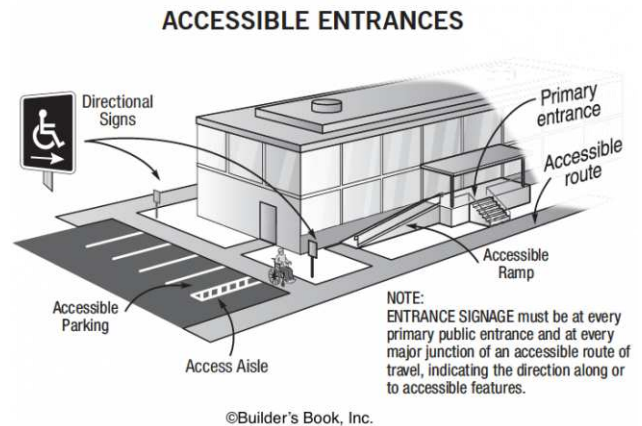
At least one accessible route shall connect accessible buildings, accessible facilities, accessible elements, and accessible spaces that are on the same site.

Citation:

2010 ADAS Section: 206.2.2

As Built:

Spectator seating is located in grass surface area away from paved sidewalk/trail routes.



Lobby: Reception Area

Lat/Long: [42.28114, -83.77789]

Finding: 33 - Drinking Fountain

The clear floor space required at accessible drinking fountains is not positioned for a forward approach.

Units shall have a clear floor or ground space positioned for a forward approach and centered on the unit.

2010 ADAS Section 602.2

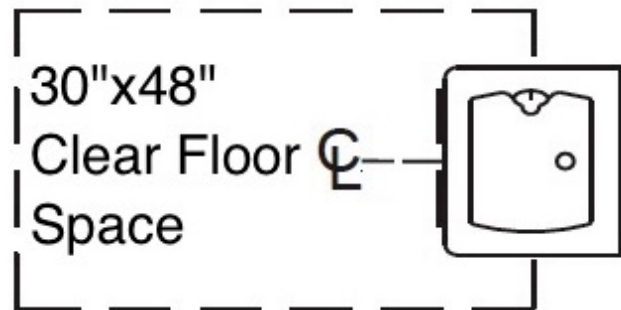
Units shall have a clear floor or ground space complying with 305 positioned for a forward approach and centered on the unit. Knee and toe clearance complying with 306 shall be provided.

Citation:

2010 ADAS Section: 602.2

As Built:

The forward approach to the drinking fountain is 26 inches wide



Lobby: Reception Area

Lat/Long: [42.28114, -83.77789]

Finding: 34 - Drinking Fountain

The clear floor space required at accessible drinking fountains is not positioned for a forward approach.

Units shall have a clear floor or ground space positioned for a forward approach and centered on the unit.

2010 ADAS Section 602.2

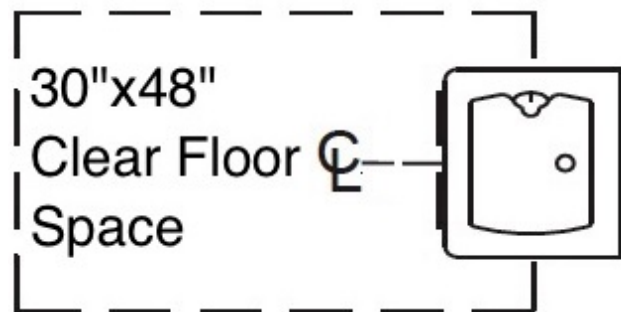
Units shall have a clear floor or ground space complying with 305 positioned for a forward approach and centered on the unit. Knee and toe clearance complying with 306 shall be provided.

Citation:

2010 ADAS Section: 602.2

As Built:

The clear floor area must be level. Existing clear floor space has a slope of 3.9%



Lobby: Reception Area

Lat/Long: [42.28114, -83.77789]

Finding: 35 - Drinking Fountain

There is no drinking fountain for standing persons.

No fewer than two drinking fountains shall be provided. One drinking fountain shall meet requirements for wheelchair accessibility and one drinking fountain shall meet requirements for standing persons.

Where a single drinking fountain complies with both wheelchair accessibility and requirements for standing persons, it shall be permitted to be substituted for two separate drinking fountains.

Spout outlets of drinking fountains for standing persons shall be 38 inches minimum and 43 inches maximum above the finish floor or ground.

2010 ADAS Section 602.7

Spout outlets of drinking fountains for standing persons shall be 38 inches (965 mm) minimum and 43 inches (1090 mm) maximum above the finish floor or ground.

2010 ADAS Section 211.2

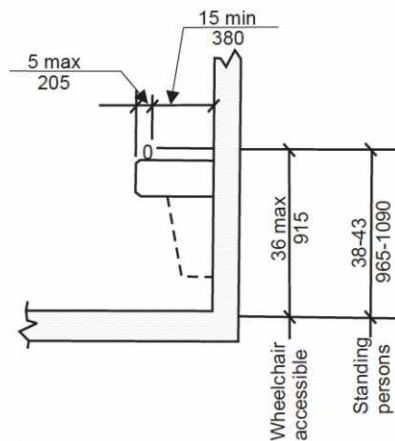

No fewer than two drinking fountains shall be provided. One drinking fountain shall comply with 602.1 through 602.6 and one drinking fountain shall comply with 602.7.

Citation:

2010 ADAS Section: 602.7, 211.2

As Built:

No high drinking fountain provided



Lobby: Reception Area

Lat/Long: [42.28116, -83.77745]

Finding: 36 - Counter

The counter surface is greater than 36 inches off the finished floor.

A portion of the counter surface that is 36 inches long minimum and 36 inches high maximum above the finish floor shall be provided. Knee and toe space must be provided for a forward approach.

Where the provided counter surface is less than 36 inches long, the entire counter surface shall be 36 inches high maximum above the finish floor.

2010 ADAS Section 904.4.1

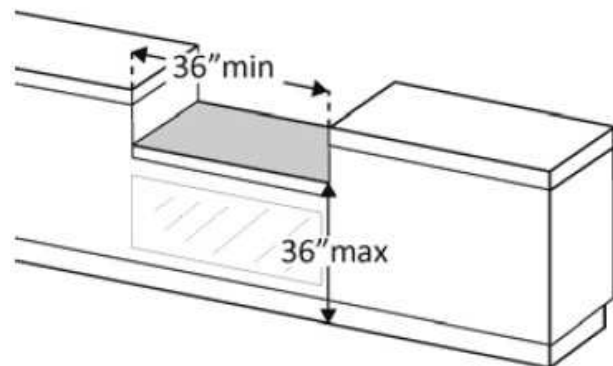

A portion of the counter surface that is 36 inches (915 mm) long minimum and 36 inches (915 mm) high maximum above the finish floor shall be provided. A clear floor or ground space complying with 305 shall be positioned for a parallel approach adjacent to the 36 inch (915 mm) minimum length of counter.

Citation:

2010 ADAS Section: 904.4.1

As Built:

Counter height is 36-1/2 inches



Office Space: Office

Lat/Long: [42.28114, -83.77783]

Finding: 37 - Utility Box

The utility box projects more than 4 inches into the circulation path.

Wall-mounted objects that have leading edges between 27 inches and 80 inches from the floor must not project more than 4 inches into the circulation path. Protruding objects that extend to the floor or within 27 inches of the floor are cane detectable and are therefore not hazardous. Where it is necessary or desirable to have objects protrude from the wall, a manner of cane detection must be provided.

2010 ADAS Section 307.2

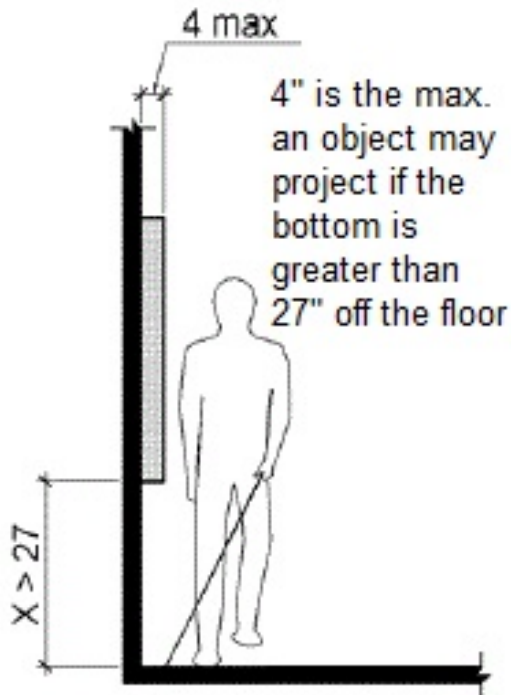
Objects with leading edges more than 27 inches (685 mm) and not more than 80 inches (2030 mm) above the finish floor or ground shall protrude 4 inches (100 mm) maximum horizontally into the circulation path.

Citation:

2010 ADAS Section: 307.2

As Built:

Existing utility box is protruding 6" from wall.



Office Space: Office

Lat/Long: [42.28088, -83.77739]

Finding: 38 - First Aid Box

The first-aid box projects more than 4 inches into the circulation path.

Wall-mounted objects that have leading edges between 27 inches and 80 inches from the floor must not project more than 4 inches into the circulation path. Protruding objects that extend to the floor or within 27 inches of the floor are cane detectable and are therefore not hazardous. Where it is necessary or desirable to have objects protrude from the wall, a manner of cane detection must be provided.

2010 ADAS Section 307.2

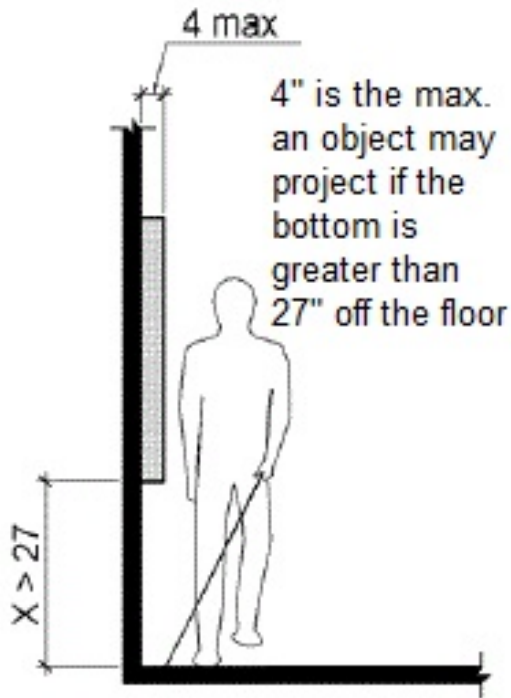
Objects with leading edges more than 27 inches (685 mm) and not more than 80 inches (2030 mm) above the finish floor or ground shall protrude 4 inches (100 mm) maximum horizontally into the circulation path.

Citation:

2010 ADAS Section: 307.2

As Built:

First-aid box protrudes 5-1/2 inches



Office Space: Office

Lat/Long: [42.28026, -83.77688]

Finding: 39 - AED Box

The AED box is positioned too high for either a side or front approach.

Where a clear floor or ground space allows a parallel approach to an element and the side reach is unobstructed, the high side reach shall be 48 inches maximum and the low side reach shall be 15 inches minimum above the finish floor or ground.

Where a forward reach is unobstructed, the high forward reach shall be 48 inches maximum and the low forward reach shall be 15 inches minimum above the finish floor or ground.

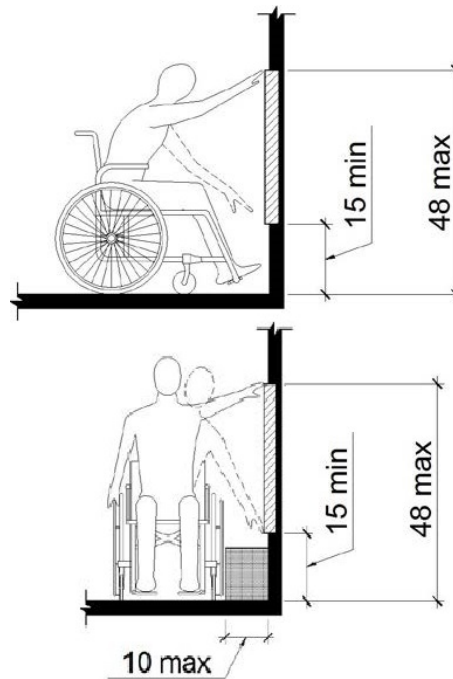
*2010 ADAS Section 308.1
Reach ranges shall comply with 308.*

Citation:

2010 ADAS Section: 308.1

As Built:

AED box is 65 inches high to the centerline of the handle



Office Space: Office

Lat/Long: [42.28026, -83.77688]

Finding: 40 - AED Box

The AED box projects more than 4 inches into the circulation path.

Wall-mounted objects that have leading edges between 27 inches and 80 inches from the floor must not project more than 4 inches into the circulation path. Protruding objects that extend to the floor or within 27 inches of the floor are cane detectable and are therefore not hazardous. Where it is necessary or desirable to have objects protrude from the wall, a manner of cane detection must be provided.

2010 ADAS Section 307.2

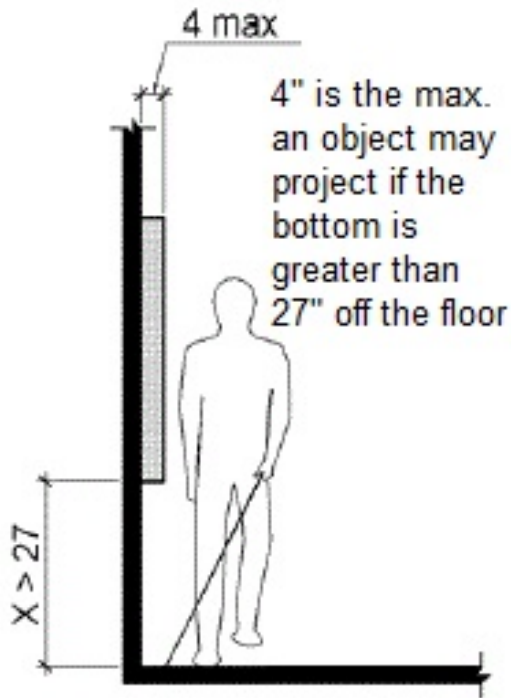
Objects with leading edges more than 27 inches (685 mm) and not more than 80 inches (2030 mm) above the finish floor or ground shall protrude 4 inches (100 mm) maximum horizontally into the circulation path.

Citation:

2010 ADAS Section: 307.2

As Built:

AED box protrudes 7 inches from wall.



Locker Room: Men's Locker Room

Lat/Long: [42.28109, -83.77792]

Finding: 41 - Signage

The sign is missing raised characters.

Interior and exterior signs identifying permanent rooms and spaces shall comply with Signs, Raised Characters, and Visual Characters. Where pictograms are provided as designations of permanent interior rooms and spaces, the pictograms shall comply with Pictograms and shall have text descriptors complying with Raised Characters and Visual Characters.

2010 ADAS Section 216.2

Interior and exterior signs identifying permanent rooms and spaces shall comply with 703.1, 703.2, and 703.5. Where pictograms are provided as designations of permanent interior rooms and spaces, the pictograms shall comply with 703.6 and shall have text descriptors complying with 703.2 and 703.5.

Citation:

2010 ADAS Section: 216.2

As Built:

Signage is printed lettering on paper/metal.



Locker Room: Men's Locker Room

Lat/Long: [42.28123, -83.77746]

Finding: 42 - Door

The door is equipped with both a closer and a latch and there is no latch side clearance.

Maneuvering clearance for doors on the push side equipped with both a closer and latch must be 48 inches minimum in depth. The width of the maneuvering clearance must be as wide as the door plus an additional 12 inches on the latch side. Doors recessed on the latch side greater than 8 inches must provide the additional 12 inches of clearance within the recess. The maneuvering clearance must be flat (2% max. slope in any direction) and clear of obstructions.

2010 ADAS Section 404.2.4.1

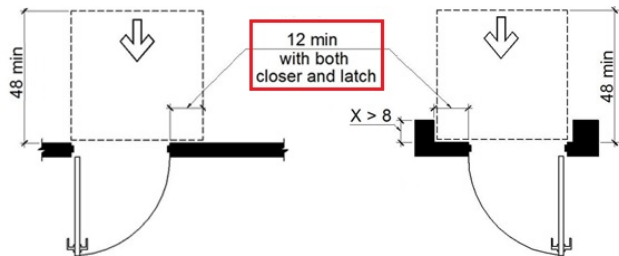
Swinging doors and gates shall have maneuvering clearances complying with Table 404.2.4.1.

Citation:

2010 ADAS Section: 404.2.4.1

As Built:

Door has 10 inches maneuvering clearance on the push side



Locker Room: Men's Locker Room

Lat/Long: [42.28123, -83.77746]

Finding: 43 - Door

The maneuvering clearance on the pull side of the door extends less than 18 inches beyond the latch side of the door.

Maneuvering space for interior doors on the pull side with a front approach must be flat (2% max. slope in any direction) for a minimum distance of 60 inches in the direction of travel. The width of the maneuvering space must be as wide as the door plus an additional 18 inches on the latch side. This latch side clearance must also be flat (2% max. slope in any direction) and clear of obstructions.

2010 ADAS Section 404.2.4.1

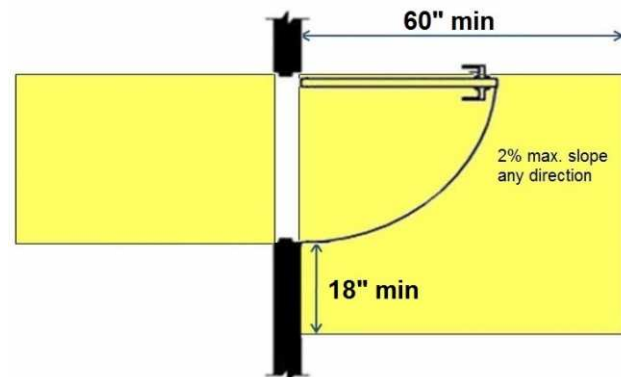
Swinging doors and gates shall have maneuvering clearances complying with Table 404.2.4.1.

Citation:

2010 ADAS Section: 404.2.4.1

As Built:

Door has 10 inches maneuvering clearance on the pull side



Locker Room: Men's Locker Room

Lat/Long: [42.28123, -83.77746]

Finding: 44 - Hand Dryer

The hand dryers project more than 4 inches into the circulation path.

Wall-mounted objects that have leading edges between 27 inches and 80 inches from the floor must not project more than 4 inches into the circulation path. Protruding objects that extend to the floor or within 27 inches of the floor are cane detectable and are therefore not hazardous. Where it is necessary or desirable to have objects protrude from the wall, a manner of cane detection must be provided.

2010 ADAS Section 307.2

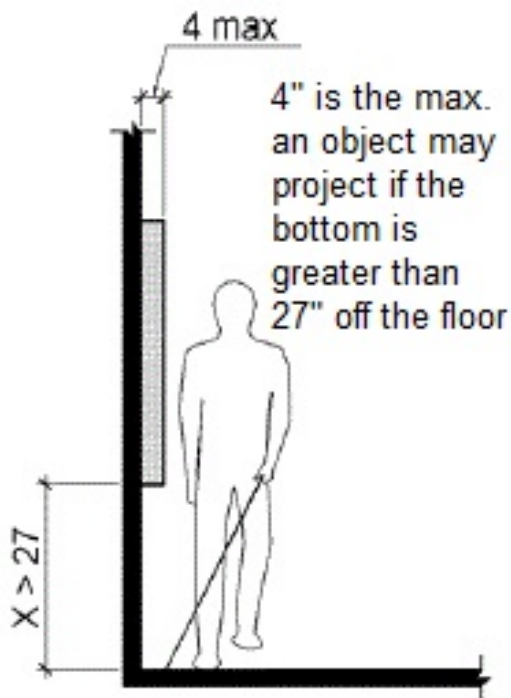
Objects with leading edges more than 27 inches (685 mm) and not more than 80 inches (2030 mm) above the finish floor or ground shall protrude 4 inches (100 mm) maximum horizontally into the circulation path.

Citation:

2010 ADAS Section: 307.2

As Built:

Two hand dryers by lavatories protrude 7 inches from wall.



Finding #44 Additional Finding Photos



Locker Room: Men's Locker Room

Lat/Long: [42.28123, -83.77746]

Finding: 45 - Dispenser

The dispenser projects more than 4 inches into the circulation path.

Wall-mounted objects that have leading edges between 27 inches and 80 inches from the floor must not project more than 4 inches into the circulation path. Protruding objects that extend to the floor or within 27 inches of the floor are cane detectable and are therefore not hazardous. Where it is necessary or desirable to have objects protrude from the wall, a manner of cane detection must be provided.

2010 ADAS Section 307.2

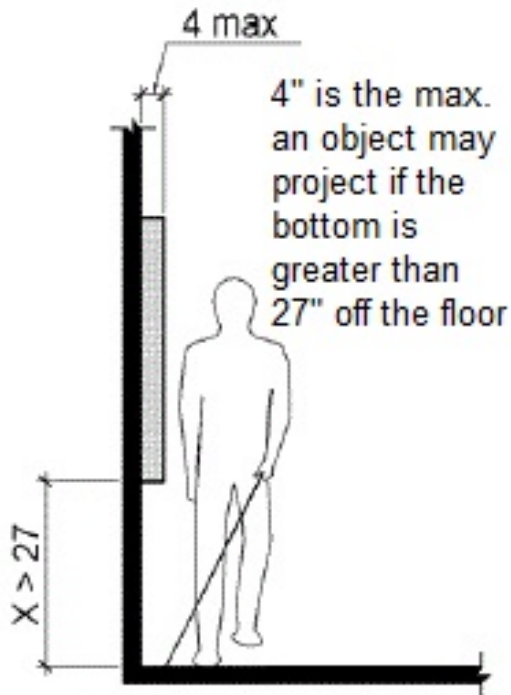
Objects with leading edges more than 27 inches (685 mm) and not more than 80 inches (2030 mm) above the finish floor or ground shall protrude 4 inches (100 mm) maximum horizontally into the circulation path.

Citation:

2010 ADAS Section: 307.2

As Built:

Dispenser protrudes 6 inches from wall.



Locker Room: Men's Locker Room

Lat/Long: [42.28078, -83.77791]

Finding: 46 - Ambulatory Stall

The room contains 6 or more fixtures and therefore must have a minimum of one ambulatory toilet stall.

Where six or more compartments are provided, or where the combination of urinals and water closets totals six or more fixtures within a multiple-accommodation toilet room, at least one ambulatory accessible compartment must be provided in addition to the accessible water closet compartment,.

The ambulatory accessible compartment shall be 35-37 inches wide and 60 inches minimum deep. The door shall not encroach into the required compartment area and must be self closing. Grab bars must be installed on both sides.

2010 ADAS Section 213.3.1

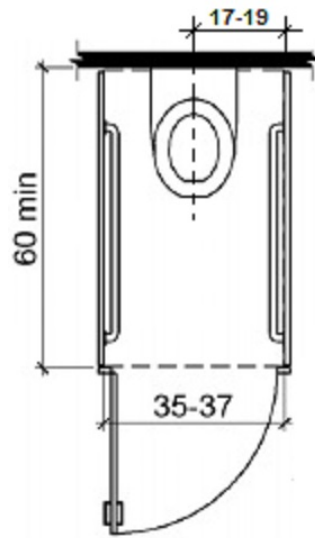
Where toilet compartments are provided, at least one toilet compartment shall comply with 604.8.1. In addition to the compartment required to comply with 604.8.1, at least one compartment shall comply with 604.8.2 where six or more toilet compartments are provided, or where the combination of urinals and water closets totals six or more fixtures.

Citation:

2010 ADAS Section: 213.3.1

As Built:

3 urinals and 3 water closets existing; one stall must be ambulatory



Locker Room: Men's Locker Room

Lat/Long: [42.28078, -83.77791]

Finding: 47 - Toilet Paper Dispenser

The toilet paper is not installed within the compliant range.

Toilet paper dispensers shall be 7 inches minimum and 9 inches maximum in front of the water closet measured to the centerline of the dispenser. The outlet of the dispenser shall be 15 inches minimum and 48 inches maximum above the finish floor and shall not be located behind grab bars. Dispensers shall not be of a type that controls delivery or that does not allow continuous paper flow. There shall be a clearance of 1 1/2 inches minimum below the grab bar.

2010 ADAS Section 604.7

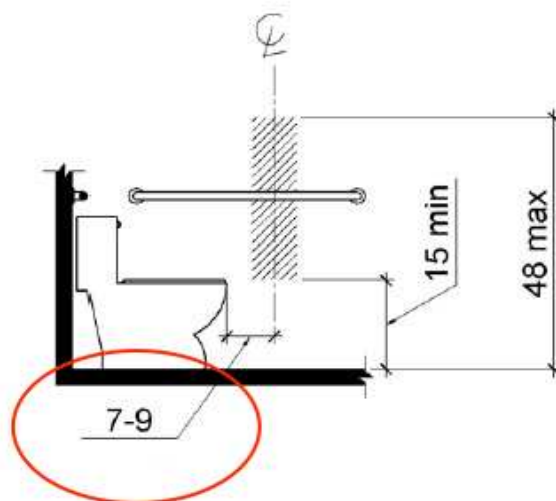

Toilet paper dispensers shall comply with 309.4 and shall be 7 inches (180 mm) minimum and 9 inches (230 mm) maximum in front of the water closet measured to the centerline of the dispenser. The outlet of the dispenser shall be 15 inches (380 mm) minimum and 48 inches (1220 mm) maximum above the finish floor and shall not be located behind grab bars. Dispensers shall not be of a type that controls delivery or that does not allow continuous paper flow.

Citation:

2010 ADAS Section: 604.7

As Built:

Toilet paper dispenser is 1 inch in front of water closet edge



Locker Room: Men's Locker Room

Lat/Long: [42.28078, -83.77791]

Finding: 48 - Baby Changing Table

The changing table projects more than 4 inches into the circulation path.

Wall-mounted objects that have leading edges between 27 inches and 80 inches from the floor must not project more than 4 inches into the circulation path. Protruding objects that extend to the floor or within 27 inches of the floor are cane detectable and are therefore not hazardous. Where it is necessary or desirable to have objects protrude from the wall, a manner of cane detection must be provided.

2010 ADAS Section 307.2

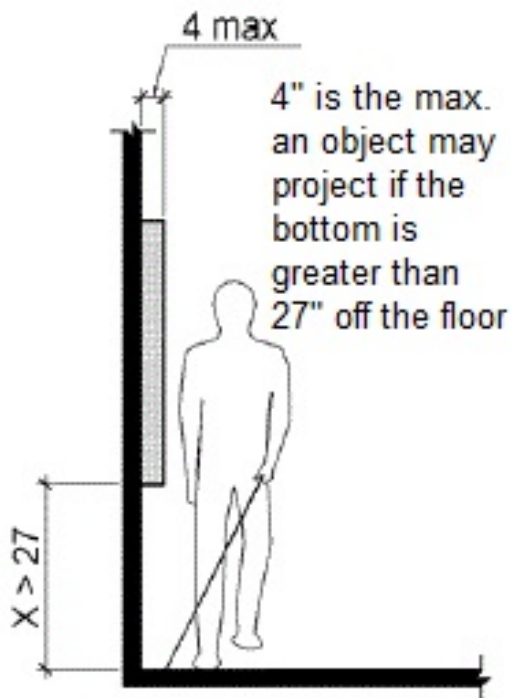
Objects with leading edges more than 27 inches (685 mm) and not more than 80 inches (2030 mm) above the finish floor or ground shall protrude 4 inches (100 mm) maximum horizontally into the circulation path.

Citation:

2010 ADAS Section: 307.2

As Built:

Baby changing table projects 20 inches from the wall



Locker Room: Men's Locker Room

Lat/Long: [42.28125, -83.77802]

Finding: 49 - Door

The door is equipped with both a closer and a latch and there is no latch side clearance.

Maneuvering clearance for doors on the push side equipped with both a closer and latch must be 48 inches minimum in depth. The width of the maneuvering clearance must be as wide as the door plus an additional 12 inches on the latch side. Doors recessed on the latch side greater than 8 inches must provide the additional 12 inches of clearance within the recess. The maneuvering clearance must be flat (2% max. slope in any direction) and clear of obstructions.

2010 ADAS Section 404.2.4.1

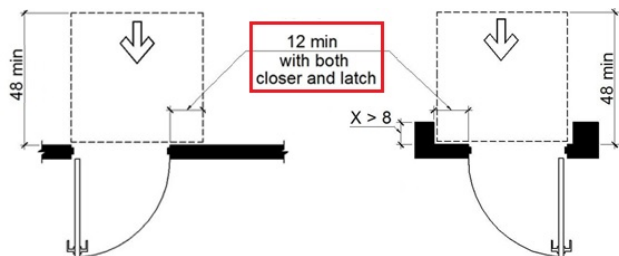
Swinging doors and gates shall have maneuvering clearances complying with Table 404.2.4.1.

Citation:

2010 ADAS Section: 404.2.4.1

As Built:

Door with closer and latch has 2 inches on the push side of the door



Locker Room: Women's Locker Room

Lat/Long: [42.28107, -83.77795]

Finding: 50 - Hand Dryer

The hand dryers and hygiene dispenser projects more than 4 inches into the circulation path.

Wall-mounted objects that have leading edges between 27 inches and 80 inches from the floor must not project more than 4 inches into the circulation path. Protruding objects that extend to the floor or within 27 inches of the floor are cane detectable and are therefore not hazardous. Where it is necessary or desirable to have objects protrude from the wall, a manner of cane detection must be provided.

2010 ADAS Section 307.2

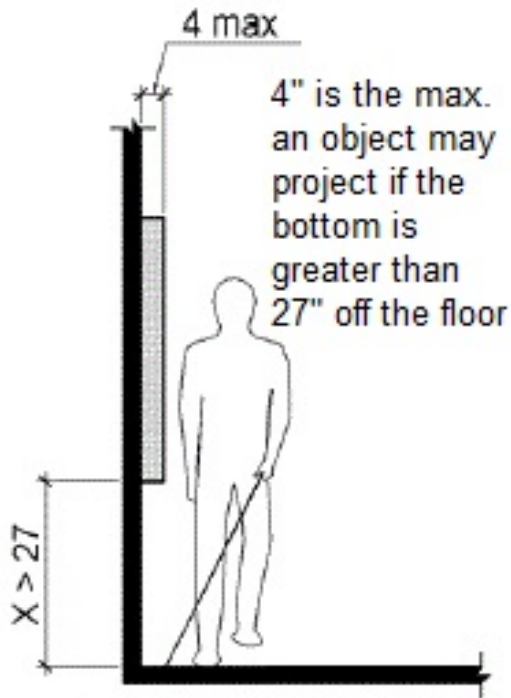
Objects with leading edges more than 27 inches (685 mm) and not more than 80 inches (2030 mm) above the finish floor or ground shall protrude 4 inches (100 mm) maximum horizontally into the circulation path.

Citation:

2010 ADAS Section: 307.2

As Built:

Existing hand dryers and dispenser protrude 7" and 5" from wall.



Locker Room: Women's Locker Room

Lat/Long: [42.28106, -83.77798]

Finding: 51 - Dispenser

The element is not accessible because the operable parts are not within the required reach range.

Operable parts on accessible elements, accessible routes, and in accessible rooms and spaces shall comply with requirements for operable parts. The requirements include complying with a clear floor space, reach range, and operation.

2010 ADAS Section 205.1

Operable parts on accessible elements, accessible routes, and in accessible rooms and spaces shall comply with 309.

Citation:

2010 ADAS Section: 205.1

As Built:

Dispenser operating parts greater than 48" tall.



Locker Room: Women's Locker Room

Lat/Long: [42.28076, -83.77981]

Finding: 52 - Shower Compartment

The transfer shower compartment is not the minimum required size.

Transfer type shower compartments shall be 36 inches by 36 inches clear inside dimensions measured at the center points of opposing sides and shall have a 36 inch wide minimum entry on the face of the shower compartment.

2010 ADAS Section 608.2.1

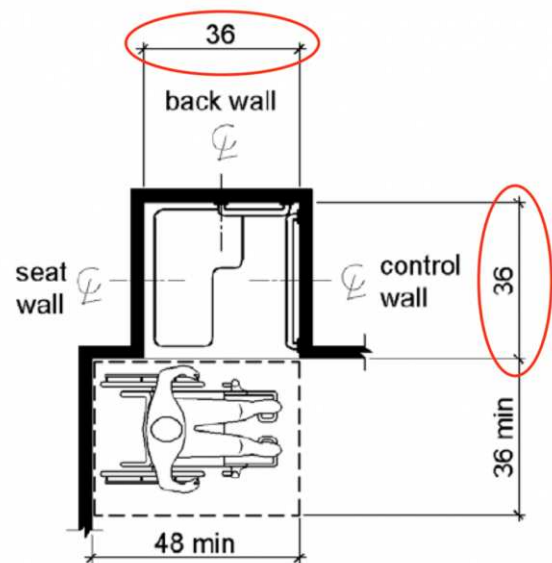
Transfer type shower compartments shall be 36 inches (915 mm) by 36 inches (915 mm) clear inside dimensions measured at the center points of opposing sides and shall have a 36 inch (915 mm) wide minimum entry on the face of the shower compartment. Clearance of 36 inches (915 mm) wide minimum by 48 inches (1220 mm) long minimum measured from the control wall shall be provided.

Citation:

2010 ADAS Section: 608.2.1

As Built:

Shower compartment depth exceeds 36".



Note: Inside finished dimensions measured at the center points of opposing sides.

Locker Room: Women's Locker Room

Lat/Long: [42.28111, -83.77791]

Finding: 53 - Signage

The sign is missing raised characters.

Interior and exterior signs identifying permanent rooms and spaces shall comply with Signs, Raised Characters, and Visual Characters. Where pictograms are provided as designations of permanent interior rooms and spaces, the pictograms shall comply with Pictograms and shall have text descriptors complying with Raised Characters and Visual Characters.

2010 ADAS Section 216.2

Interior and exterior signs identifying permanent rooms and spaces shall comply with 703.1, 703.2, and 703.5. Where pictograms are provided as designations of permanent interior rooms and spaces, the pictograms shall comply with 703.6 and shall have text descriptors complying with 703.2 and 703.5.

Citation:

2010 ADAS Section: 216.2

As Built:

Signage is printed on paper/metal.



Locker Room: Women's Locker Room

Lat/Long: [42.28085, -83.77783]

Finding: 54 - Compartment

The clear floor space at the toilet is noncompliant.

Wheelchair accessible compartments shall be 60 inches wide minimum measured perpendicular to the side wall, and 59 inches deep minimum for floor mounted water closets measured perpendicular to the rear wall.

2010 ADAS Section 604.8.1.1

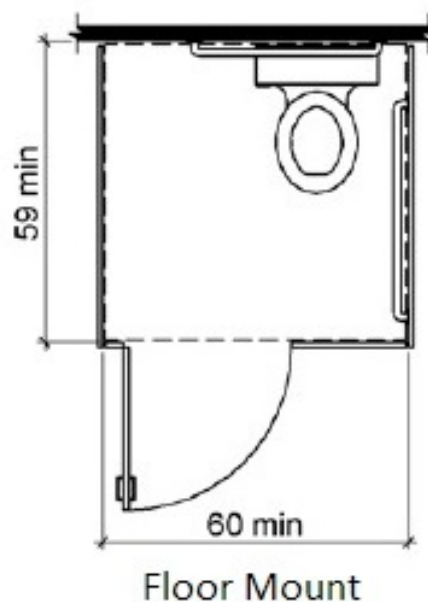

Wheelchair accessible compartments shall be 60 inches (1525 mm) wide minimum measured perpendicular to the side wall, and 56 inches (1420 mm) deep minimum for wall hung water closets and 59 inches (1500 mm) deep minimum for floor mounted water closets measured perpendicular to the rear wall. Wheelchair accessible compartments for children's use shall be 60 inches (1525 mm) wide minimum measured perpendicular to the side wall, and 59 inches (1500 mm) deep minimum for wall hung and floor mounted water closets measured perpendicular to the rear wall.

Citation:

2010 ADAS Section: 604.8.1.1

As Built:

Toilet compartment is 42" wide.



Locker Room: Women's Locker Room

Lat/Long: [42.28092, -83.77797]

Finding: 55 - Compartment Door

The door encroaches into the minimum required compartment area.

Toilet compartment doors shall not swing into the minimum required compartment area.

Wheelchair accessible compartments shall be 60 inches wide minimum measured perpendicular to the side wall, and 56 inches deep minimum for wall hung water closets and 59 inches deep minimum for floor mounted water closets measured perpendicular to the rear wall.

2010 ADAS Section 604.8.1.2

Toilet compartment doors, including door hardware, shall comply with 404 except that if the approach is to the latch side of the compartment door, clearance between the door side of the compartment and any obstruction shall be 42 inches (1065 mm) minimum. Doors shall be located in the front partition or in the side wall or partition farthest from the water closet. Where located in the front partition, the door opening shall be 4 inches (100 mm) maximum from the side wall or partition farthest from the water closet. Where located in the side wall or partition, the door opening shall be 4 inches (100 mm) maximum from the front partition. The door shall be self-closing. A door pull complying with 404.2.7 shall be placed on both sides of the door near the latch. Toilet compartment doors shall not swing into the minimum required compartment area.

2010 ADAS Section 604.8.1.1

Wheelchair accessible compartments shall be 60 inches (1525 mm) wide minimum measured perpendicular to the side wall, and 56 inches (1420 mm) deep minimum for wall hung water closets and 59 inches (1500 mm) deep minimum for floor mounted water closets measured perpendicular to the rear wall. Wheelchair accessible compartments for children's use shall be 60 inches (1525 mm) wide minimum measured perpendicular to the side wall, and 59 inches (1500 mm) deep minimum for wall hung and floor mounted water closets measured perpendicular to the rear wall.

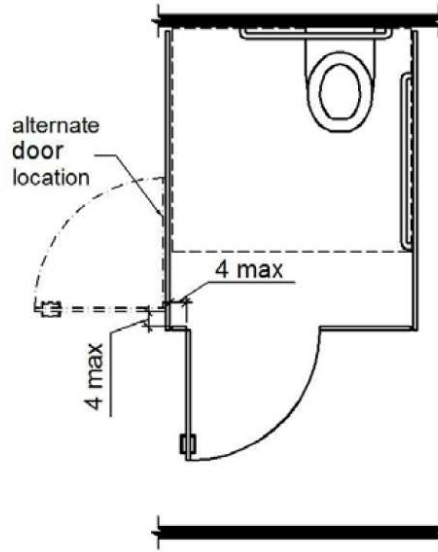
Citation:

2010 ADAS Section: 604.8.1.2, 604.8.1.1

As Built:

Door swings in to compartment.

Finding #55 Continued



Finding #55 Additional Finding Photos



Locker Room: Women's Locker Room

Lat/Long: [42.28101, -83.77789]

Finding: 56 - Toilet

The toilet is not located within the range allowed from the side wall or partition.

The centerline of the toilet must be 16 to 18 inches from the side wall.

2010 ADAS Section 604.2

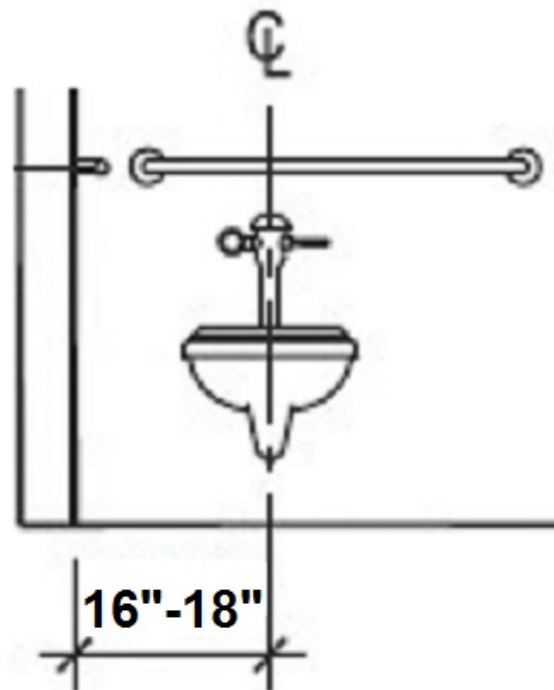
The water closet shall be positioned with a wall or partition to the rear and to one side. The centerline of the water closet shall be 16 inches (405 mm) minimum to 18 inches (455 mm) maximum from the side wall or partition, except that the water closet shall be 17 inches (430 mm) minimum and 19 inches (485 mm) maximum from the side wall or partition in the ambulatory accessible toilet compartment specified in 604.8.2. Water closets shall be arranged for a left-hand or right-hand approach.

Citation:

2010 ADAS Section: 604.2

As Built:

Toilet is installed more than 18" from wall.



Locker Room: Women's Locker Room

Lat/Long: [42.28098, -83.77795]

Finding: 57 - Door

The maneuvering clearance on the pull side of the door extends less than 18 inches beyond the latch side of the door.

Maneuvering space for interior doors on the pull side with a front approach must be flat (2% max. slope in any direction) for a minimum distance of 60 inches in the direction of travel. The width of the maneuvering space must be as wide as the door plus an additional 18 inches on the latch side. This latch side clearance must also be flat (2% max. slope in any direction) and clear of obstructions.

2010 ADAS Section 404.2.4.1

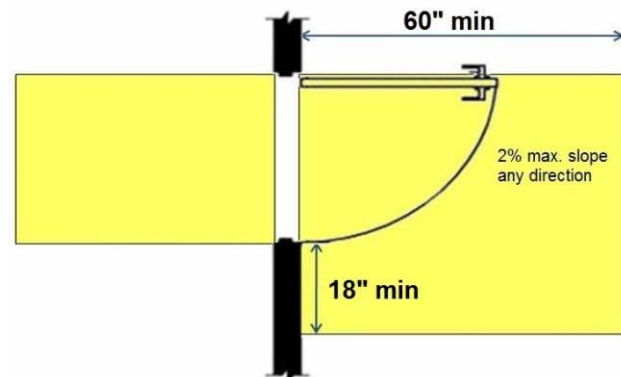

Swinging doors and gates shall have maneuvering clearances complying with Table 404.2.4.1.

Citation:

2010 ADAS Section: 404.2.4.1

As Built:

12" latch side



Locker Room: Women's Locker Room

Lat/Long: [42.28098, -83.77796]

Finding: 58 - Door

The door is equipped with both a closer and a latch and there is no latch side clearance.

Maneuvering clearance for doors on the push side equipped with both a closer and latch must be 48 inches minimum in depth. The width of the maneuvering clearance must be as wide as the door plus an additional 12 inches on the latch side. Doors recessed on the latch side greater than 8 inches must provide the additional 12 inches of clearance within the recess. The maneuvering clearance must be flat (2% max. slope in any direction) and clear of obstructions.

2010 ADAS Section 404.2.4.1

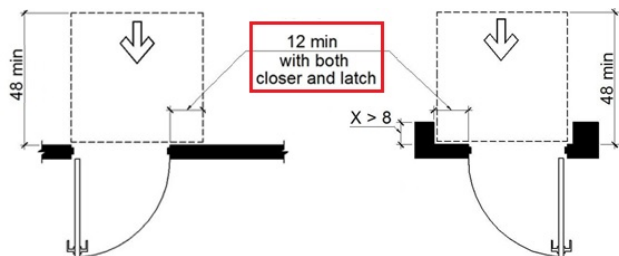
Swinging doors and gates shall have maneuvering clearances complying with Table 404.2.4.1.

Citation:

2010 ADAS Section: 404.2.4.1

As Built:

12" latch side



Locker Room: Unisex Locker Room

Lat/Long: [42.28074, -83.77911]

Finding: 59 - Signage

The sign is missing raised characters.

Interior and exterior signs identifying permanent rooms and spaces shall comply with Signs, Raised Characters, and Visual Characters. Where pictograms are provided as designations of permanent interior rooms and spaces, the pictograms shall comply with Pictograms and shall have text descriptors complying with Raised Characters and Visual Characters.

2010 ADAS Section 216.2

Interior and exterior signs identifying permanent rooms and spaces shall comply with 703.1, 703.2, and 703.5. Where pictograms are provided as designations of permanent interior rooms and spaces, the pictograms shall comply with 703.6 and shall have text descriptors complying with 703.2 and 703.5.

Citation:

2010 ADAS Section: 216.2

As Built:

Signage printed on paper/metal.



Locker Room: Unisex Locker Room

Lat/Long: [42.28107, -83.77795]

Finding: 60 - Bench Seat

There is no compliant bench in the locker room.

Every accessible dressing room must have seats that are 42 inches long minimum and 20 inches deep minimum and 24 inches deep maximum. The bench shall provide for back support or shall be affixed to a wall along its long dimension. Back support shall be 48 inches long minimum and shall extend from a point 2 inches maximum above the seat surface to a point 18 inches minimum above the seat surface. Back support shall be 2-1/2 inches maximum from the rear edge of the seat measured horizontally.. The bench must be mounted 17 to 19 inches above the finish floor. A clear floor space measuring 30 inches by 48 inches (or 36 inches by 48 inches if located in an alcove) shall be provided alongside the narrow side of the bench to allow a person using a wheelchair to make a side transfer onto the bench.

2010 ADAS Section 903.4


The bench shall provide for back support or shall be affixed to a wall. Back support shall be 42 inches (1065 mm) long minimum and shall extend from a point 2 inches (51 mm) maximum above the seat surface to a point 18 inches (455 mm) minimum above the seat surface. Back support shall be 2 1/2 inches (64 mm) maximum from the rear edge of the seat measured horizontally.

Citation:

2010 ADAS Section: 903.4

As Built:

Bench does not comply.



Locker Room: Unisex Locker Room

Lat/Long: [42.28107, -83.77797]

Finding: 61 - Toilet Paper Dispenser

The toilet paper is not installed within the compliant range.

Toilet paper dispensers shall be 7 inches minimum and 9 inches maximum in front of the water closet measured to the centerline of the dispenser. The outlet of the dispenser shall be 15 inches minimum and 48 inches maximum above the finish floor and shall not be located behind grab bars. Dispensers shall not be of a type that controls delivery or that does not allow continuous paper flow. There shall be a clearance of 1 1/2 inches minimum below the grab bar.

2010 ADAS Section 604.7

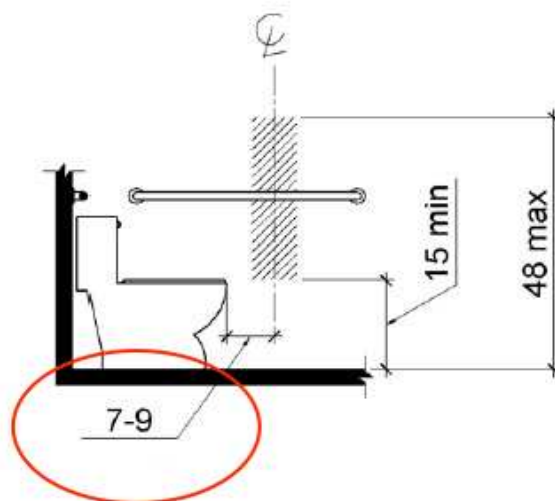
Toilet paper dispensers shall comply with 309.4 and shall be 7 inches (180 mm) minimum and 9 inches (230 mm) maximum in front of the water closet measured to the centerline of the dispenser. The outlet of the dispenser shall be 15 inches (380 mm) minimum and 48 inches (1220 mm) maximum above the finish floor and shall not be located behind grab bars. Dispensers shall not be of a type that controls delivery or that does not allow continuous paper flow.

Citation:

2010 ADAS Section: 604.7

As Built:

Paper dispenser is less than 12" above grab bar.



Locker Room: Unisex Locker Room

Lat/Long: [42.28106, -83.77799]

Finding: 62 - Hand Dryer

The dryer projects more than 4 inches into the circulation path.

Wall-mounted objects that have leading edges between 27 inches and 80 inches from the floor must not project more than 4 inches into the circulation path. Protruding objects that extend to the floor or within 27 inches of the floor are cane detectable and are therefore not hazardous. Where it is necessary or desirable to have objects protrude from the wall, a manner of cane detection must be provided.

2010 ADAS Section 307.2

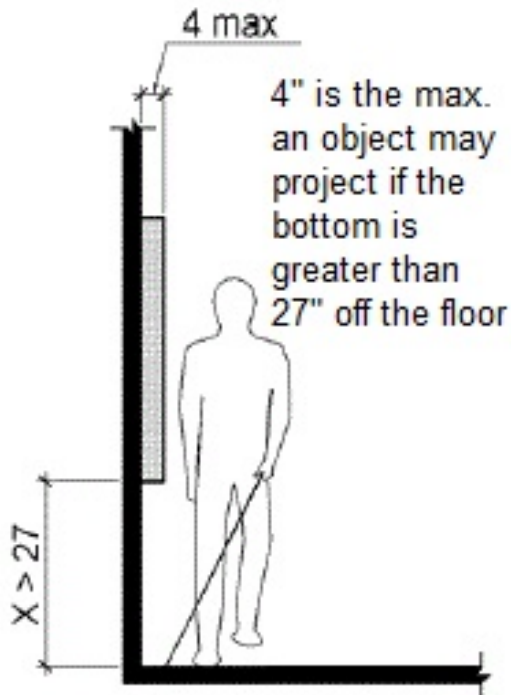
Objects with leading edges more than 27 inches (685 mm) and not more than 80 inches (2030 mm) above the finish floor or ground shall protrude 4 inches (100 mm) maximum horizontally into the circulation path.

Citation:

2010 ADAS Section: 307.2

As Built:

Hand dryer protrudes 7" from wall.



Locker Room: Unisex Locker Room

Lat/Long: [42.28111, -83.77781]

Finding: 63 - Baby Changing Table

The clear floor space around the toilet is obstructed by the baby changing table.

No fixtures are allowed in the clear floor space required for the toilet.

The required clearance around the water closet shall be permitted to overlap the water closet, associated grab bars, dispensers, sanitary napkin disposal units, coat hooks, shelves, accessible routes, clear floor space and clearances required at other fixtures, and the turning space. No other fixtures or obstructions shall be located within the required water closet clearance.

2010 ADAS Section 604.3.2

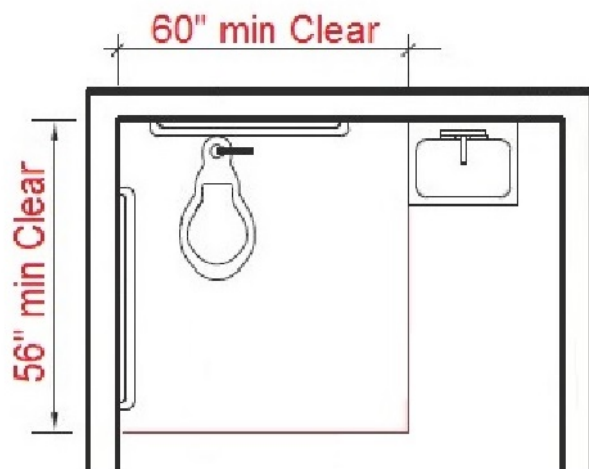
The required clearance around the water closet shall be permitted to overlap the water closet, associated grab bars, dispensers, sanitary napkin disposal units, coat hooks, shelves, accessible routes, clear floor space and clearances required at other fixtures, and the turning space. No other fixtures or obstructions shall be located within the required water closet clearance.

Citation:

2010 ADAS Section: 604.3.2

As Built:

Baby changing table location conflicts with toilet clear floor space.



Locker Room: Unisex Locker Room

Lat/Long: [42.28193, -83.77934]

Finding: 64 - Dispenser

The hygiene dispenser projects more than 4 inches into the circulation path.

Wall-mounted objects that have leading edges between 27 inches and 80 inches from the floor must not project more than 4 inches into the circulation path. Protruding objects that extend to the floor or within 27 inches of the floor are cane detectable and are therefore not hazardous. Where it is necessary or desirable to have objects protrude from the wall, a manner of cane detection must be provided.

2010 ADAS Section 307.2

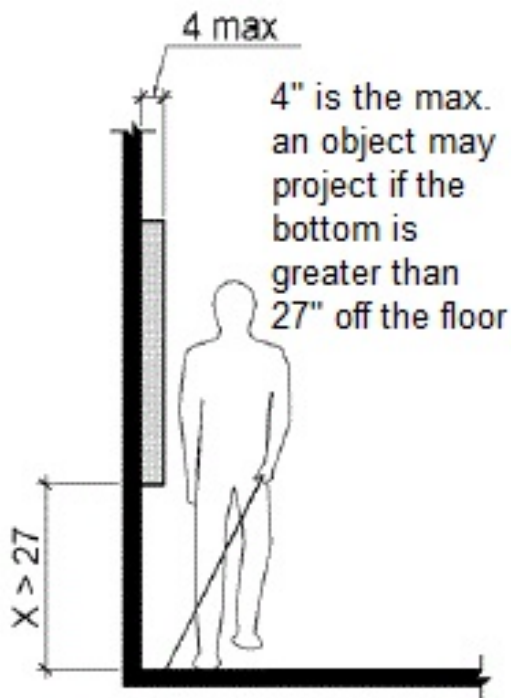
Objects with leading edges more than 27 inches (685 mm) and not more than 80 inches (2030 mm) above the finish floor or ground shall protrude 4 inches (100 mm) maximum horizontally into the circulation path.

Citation:

2010 ADAS Section: 307.2

As Built:

Dispenser protrudes 5" from wall.



Locker Room: Unisex Locker Room

Lat/Long: [42.28107, -83.77795]

Finding: 65 - Shower Seat

The short section of the "L" shaped seat must be located closest to the wall nearest the controls.

The rear edge of an L-shaped seat shall be 2 1/2 inches maximum and the front edge 15 inches minimum and 16 inches maximum from the seat wall. The rear edge of the "L" portion of the seat shall be 1 1/2 inches maximum from the wall and the front edge shall be 14 inches minimum and 15 inches maximum from the wall. The end of the "L" shall be 22 inches minimum and 23 inches maximum from the main seat wall.

2010 ADAS Section 610.3.2

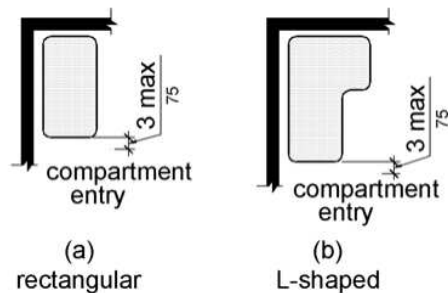
The rear edge of an L-shaped seat shall be 2 1/2 inches (64 mm) maximum and the front edge 15 inches (380 mm) minimum and 16 inches (405 mm) maximum from the seat wall. The rear edge of the "L" portion of the seat shall be 1 1/2 inches (38 mm) maximum from the wall and the front edge shall be 14 inches (355 mm) minimum and 15 inches (380 mm) maximum from the wall. The end of the "L" shall be 22 inches (560 mm) minimum and 23 inches maximum (585 mm) from the main seat wall.

Citation:

2010 ADAS Section: 610.3.2

As Built:

Shower seat has incorrect spacing from compartment walls.



Locker Room: Unisex Locker Room

Lat/Long: [42.28113, -83.77789]

Wheel: N/A, Direction: SW

Finding: 66 - Signage

The sign is missing raised characters.

Interior and exterior signs identifying permanent rooms and spaces shall comply with Signs, Raised Characters, and Visual Characters. Where pictograms are provided as designations of permanent interior rooms and spaces, the pictograms shall comply with Pictograms and shall have text descriptors complying with Raised Characters and Visual Characters.

2010 ADAS Section 216.2

Interior and exterior signs identifying permanent rooms and spaces shall comply with 703.1, 703.2, and 703.5. Where pictograms are provided as designations of permanent interior rooms and spaces, the pictograms shall comply with 703.6 and shall have text descriptors complying with 703.2 and 703.5.

Citation:

2010 ADAS Section: 216.2

As Built:

Signage is printed on paper/metal.



Locker Room: Unisex Locker Room

Lat/Long: [42.28108, -83.77792]

Finding: 67 - Dispenser

The hygiene dispenser projects more than 4 inches into the circulation path.

Wall-mounted objects that have leading edges between 27 inches and 80 inches from the floor must not project more than 4 inches into the circulation path. Protruding objects that extend to the floor or within 27 inches of the floor are cane detectable and are therefore not hazardous. Where it is necessary or desirable to have objects protrude from the wall, a manner of cane detection must be provided.

2010 ADAS Section 307.2

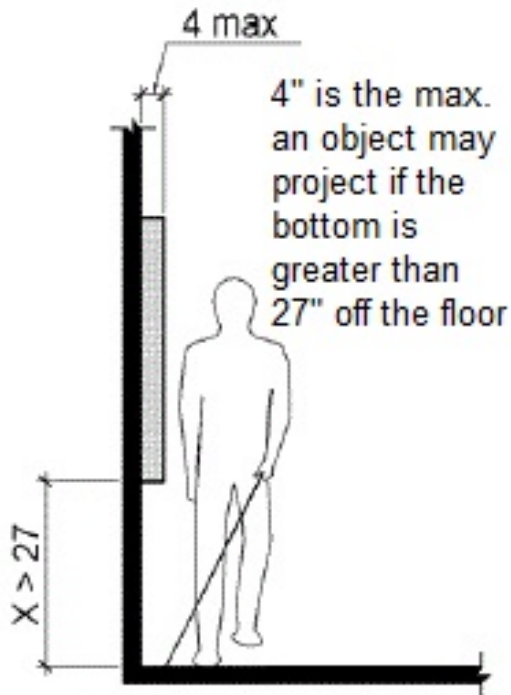
Objects with leading edges more than 27 inches (685 mm) and not more than 80 inches (2030 mm) above the finish floor or ground shall protrude 4 inches (100 mm) maximum horizontally into the circulation path.

Citation:

2010 ADAS Section: 307.2

As Built:

Dispenser protrudes 6" from wall.



Locker Room: Unisex Locker Room

Lat/Long: [42.28107, -83.77795]

Finding: 68 - Hand Dryer

The dryer projects more than 4 inches into the circulation path.

Wall-mounted objects that have leading edges between 27 inches and 80 inches from the floor must not project more than 4 inches into the circulation path. Protruding objects that extend to the floor or within 27 inches of the floor are cane detectable and are therefore not hazardous. Where it is necessary or desirable to have objects protrude from the wall, a manner of cane detection must be provided.

2010 ADAS Section 307.2

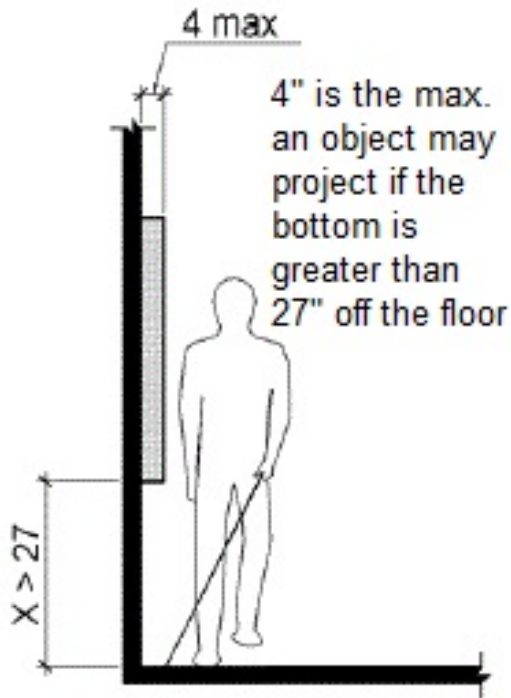
Objects with leading edges more than 27 inches (685 mm) and not more than 80 inches (2030 mm) above the finish floor or ground shall protrude 4 inches (100 mm) maximum horizontally into the circulation path.

Citation:

2010 ADAS Section: 307.2

As Built:

Hand dryer protrudes 7" from wall.



Locker Room: Unisex Locker Room

Lat/Long: [42.28107, -83.77795]

Finding: 69 - Baby Changing Table

The baby changing table projects more than 4 inches into the circulation path.

Wall-mounted objects that have leading edges between 27 inches and 80 inches from the floor must not project more than 4 inches into the circulation path. Protruding objects that extend to the floor or within 27 inches of the floor are cane detectable and are therefore not hazardous. Where it is necessary or desirable to have objects protrude from the wall, a manner of cane detection must be provided.

2010 ADAS Section 307.2

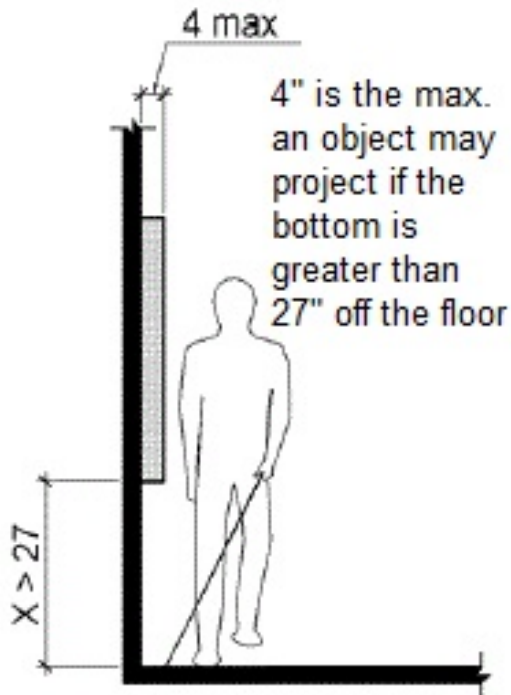
Objects with leading edges more than 27 inches (685 mm) and not more than 80 inches (2030 mm) above the finish floor or ground shall protrude 4 inches (100 mm) maximum horizontally into the circulation path.

Citation:

2010 ADAS Section: 307.2

As Built:

Baby changing table protrudes more than 20" from wall.



Locker Room: Unisex Locker Room

Lat/Long: [42.28107, -83.77795]

Finding: 70 - Hand Dryer

The dryer projects more than 4 inches into the circulation path.

Wall-mounted objects that have leading edges between 27 inches and 80 inches from the floor must not project more than 4 inches into the circulation path. Protruding objects that extend to the floor or within 27 inches of the floor are cane detectable and are therefore not hazardous. Where it is necessary or desirable to have objects protrude from the wall, a manner of cane detection must be provided.

2010 ADAS Section 307.2

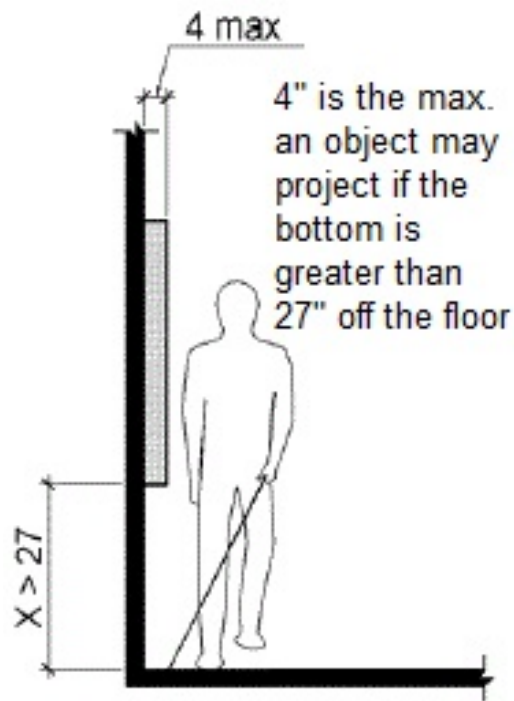
Objects with leading edges more than 27 inches (685 mm) and not more than 80 inches (2030 mm) above the finish floor or ground shall protrude 4 inches (100 mm) maximum horizontally into the circulation path.

Citation:

2010 ADAS Section: 307.2

As Built:

Hand dryer protrudes 7" from wall.



Locker Room: Unisex Locker Room

Lat/Long: [42.28106, -83.77801]

Finding: 71 - Bench Seat

There is no compliant bench in the locker room.

Every accessible dressing room must have seats that are 42 inches long minimum and 20 inches deep minimum and 24 inches deep maximum. The bench shall provide for back support or shall be affixed to a wall along its long dimension. Back support shall be 48 inches long minimum and shall extend from a point 2 inches maximum above the seat surface to a point 18 inches minimum above the seat surface. Back support shall be 2-1/2 inches maximum from the rear edge of the seat measured horizontally.. The bench must be mounted 17 to 19 inches above the finish floor. A clear floor space measuring 30 inches by 48 inches (or 36 inches by 48 inches if located in an alcove) shall be provided alongside the narrow side of the bench to allow a person using a wheelchair to make a side transfer onto the bench.

2010 ADAS Section 903.4

The bench shall provide for back support or shall be affixed to a wall. Back support shall be 42 inches (1065 mm) long minimum and shall extend from a point 2 inches (51 mm) maximum above the seat surface to a point 18 inches (455 mm) minimum above the seat surface. Back support shall be 2 1/2 inches (64 mm) maximum from the rear edge of the seat measured horizontally.

Citation:

2010 ADAS Section: 903.4

As Built:

Bench seat does not comply.



Locker Room: Unisex Locker Room

Lat/Long: [42.28109, -83.77791]

Finding: 72 - Dispenser

The dispenser projects more than 4 inches into the circulation path.

Wall-mounted objects that have leading edges between 27 inches and 80 inches from the floor must not project more than 4 inches into the circulation path. Protruding objects that extend to the floor or within 27 inches of the floor are cane detectable and are therefore not hazardous. Where it is necessary or desirable to have objects protrude from the wall, a manner of cane detection must be provided.

2010 ADAS Section 307.2

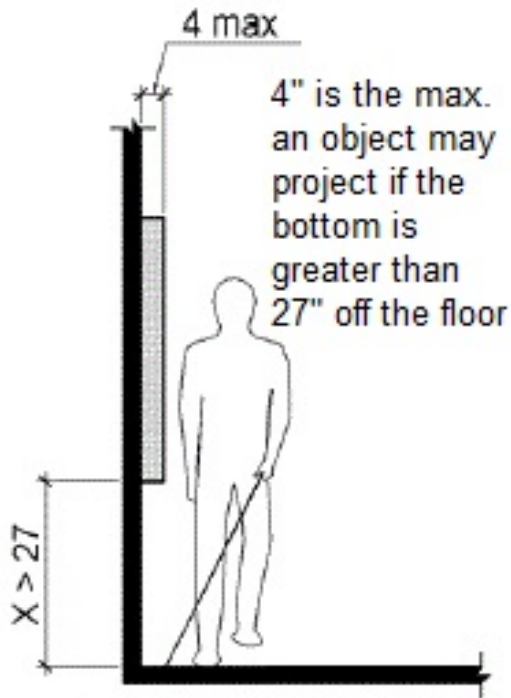
Objects with leading edges more than 27 inches (685 mm) and not more than 80 inches (2030 mm) above the finish floor or ground shall protrude 4 inches (100 mm) maximum horizontally into the circulation path.

Citation:

2010 ADAS Section: 307.2

As Built:

Dispenser protrudes 7" from wall.



Locker Room: Unisex Locker Room

Lat/Long: [42.28617, -83.74515]

Finding: 73 - Coat Hooks

The coat hook is installed greater than 48 inches above the finished floor.

Coat hooks provided within the room shall be located within compliant reach range for a forward or parallel approach.

Where a forward reach is unobstructed, the high forward reach shall be 48 inches maximum above the finished floor. Where the reach depth exceeds 20 inches, the high forward reach shall be 44 inches maximum and the reach depth shall be 25 inches maximum. Where a side reach is unobstructed, the high side reach shall be 48 inches maximum above the finished floor for a reach depth of 10 inches maximum. Where the reach depth exceeds 10 inches, the high side reach shall be 46 inches maximum for a reach depth of 24 inches maximum. Where the high side reach is over an obstruction, the height of the obstruction shall be 34 inches maximum and the depth of the obstruction shall be 24 inches maximum.

2010 ADAS Section 308.2.1

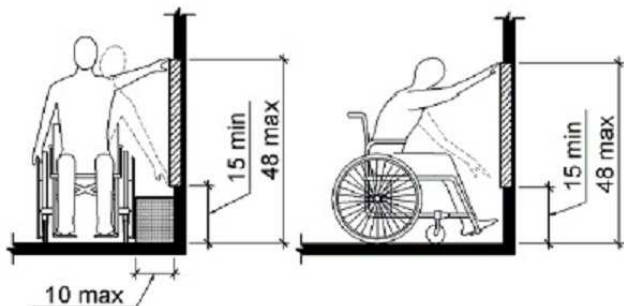
Where a forward reach is unobstructed, the high forward reach shall be 48 inches (1220 mm) maximum and the low forward reach shall be 15 inches (380 mm) minimum above the finish floor or ground.

Citation:

2010 ADAS Section: 308.2.1

As Built:

Coat hooks mounted at 67" from floor.



Locker Room: Unisex Locker Room

Lat/Long: [42.28107, -83.77795]

Finding: 74 - Shower Head

The shower is missing the hand-held spray unit.

A fixed shower head located at 48 inches maximum above the shower finish floor shall be permitted instead of a hand-held spray unit in facilities that are not medical care facilities, long-term care facilities, transient lodging guest rooms, or residential dwelling units.

2010 ADAS Section 608.6 Exception

A fixed shower head located at 48 inches (1220 mm) maximum above the shower finish floor shall be permitted instead of a hand-held spray unit in facilities that are not medical care facilities, long-term care facilities, transient lodging guest rooms, or residential dwelling units.

Citation:

2010 ADAS Section: 608.6 Exception

As Built:

Shower head is not adjustable.



Locker Room: Unisex Locker Room

Lat/Long: [42.28107, -83.77795]

Finding: 75 - Hand Dryer

The element is not accessible because the operable parts are not within the required reach range.

Operable parts on accessible elements, accessible routes, and in accessible rooms and spaces shall comply with requirements for operable parts. The requirements include complying with a clear floor space, reach range, and operation.

2010 ADAS Section 205.1

Operable parts on accessible elements, accessible routes, and in accessible rooms and spaces shall comply with 309.

Citation:

2010 ADAS Section: 205.1

As Built:

Hand dryer operable parts greater than 48" reach.

Locker Room: Locker Room #4

Lat/Long: [42.28122, -83.77796]

Finding: 76 - Signage

The sign is missing raised characters.

Interior and exterior signs identifying permanent rooms and spaces shall comply with Signs, Raised Characters, and Visual Characters. Where pictograms are provided as designations of permanent interior rooms and spaces, the pictograms shall comply with Pictograms and shall have text descriptors complying with Raised Characters and Visual Characters.

2010 ADAS Section 216.2

Interior and exterior signs identifying permanent rooms and spaces shall comply with 703.1, 703.2, and 703.5. Where pictograms are provided as designations of permanent interior rooms and spaces, the pictograms shall comply with 703.6 and shall have text descriptors complying with 703.2 and 703.5.

Citation:

2010 ADAS Section: 216.2

As Built:

Signage is printed on paper/metal.



Locker Room: Unisex Locker Room Mens

Lat/Long: [42.28107, -83.77795]

Finding: 77 - Compartment

The compartment stall is not nearly compliant.

The stall does not have the required minimum clear floor space or maneuvering clearances for the toilet, Grab bars are missing and/or incorrectly installed, accessories, such as toilet seat covers, toilet paper holders, and garbage cans are either too high, without clear floor space or both, the floor level changes greater than a 1/2 inch at the floor drains.

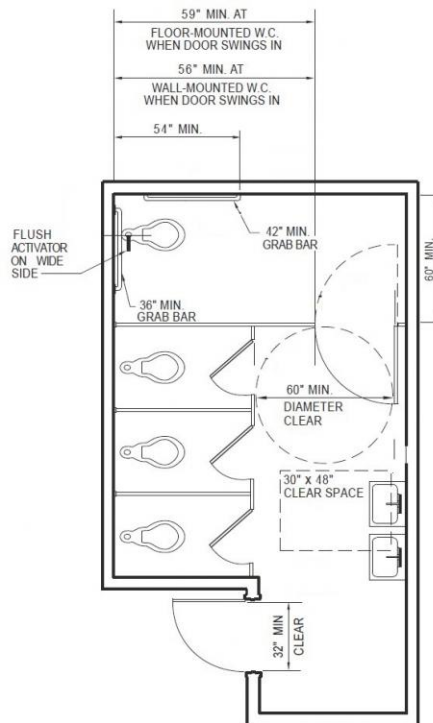
2010 ADAS Section 603.1
Toilet and bathing rooms shall comply with 603.

Citation:

2010 ADAS Section: 603.1

As Built:

Toilet compartment does not meet standards.



Locker Room: Unisex Locker Room Mens

Lat/Long: [42.28617, -83.74515]

Finding: 78 - Urinal

The urinal is located in an area that does not provide the required clear floor space for a front approach.

The surrounding elements of a urinal must provide a minimum of 30 by 48 inches of clear floor space for a front approach.

2010 ADAS Section 605.3

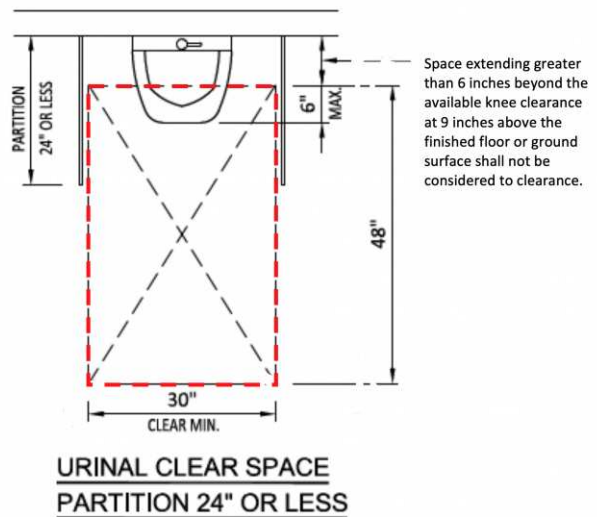
A clear floor or ground space complying with 305 positioned for forward approach shall be provided.

Citation:

2010 ADAS Section: 605.3

As Built:

Urinal clear floor space is 26”.



Space extending greater than 6 inches beyond the available knee clearance at 9 inches above the finished floor or ground surface shall not be considered to clearance.

Locker Room: Unisex Locker Room Mens

Lat/Long: [42.28107, -83.77795]

Finding: 79 - Shower Stall

The shower is missing the hand-held spray unit.

A fixed shower head located at 48 inches maximum above the shower finish floor shall be permitted instead of a hand-held spray unit in facilities that are not medical care facilities, long-term care facilities, transient lodging guest rooms, or residential dwelling units.

2010 ADAS Section 608.6 Exception

A fixed shower head located at 48 inches (1220 mm) maximum above the shower finish floor shall be permitted instead of a hand-held spray unit in facilities that are not medical care facilities, long-term care facilities, transient lodging guest rooms, or residential dwelling units.

Citation:

2010 ADAS Section: 608.6 Exception

As Built:

Shower does not have hand-held spray unit.

Concessions Area: Concessions

Lat/Long: [42.28412, -83.7782]

Finding: 80 - Drinking Fountain

There is no drinking fountain for standing persons.

No fewer than two drinking fountains shall be provided. One drinking fountain shall meet requirements for wheelchair accessibility and one drinking fountain shall meet requirements for standing persons.

Where a single drinking fountain complies with both wheelchair accessibility and requirements for standing persons, it shall be permitted to be substituted for two separate drinking fountains.

Spout outlets of drinking fountains for standing persons shall be 38 inches minimum and 43 inches maximum above the finish floor or ground.

2010 ADAS Section 602.7

Spout outlets of drinking fountains for standing persons shall be 38 inches (965 mm) minimum and 43 inches (1090 mm) maximum above the finish floor or ground.

2010 ADAS Section 211.2

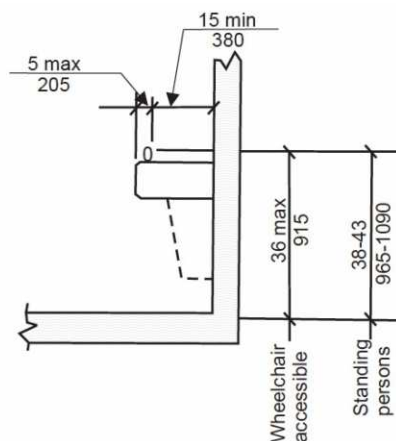
No fewer than two drinking fountains shall be provided. One drinking fountain shall comply with 602.1 through 602.6 and one drinking fountain shall comply with 602.7.

Citation:

2010 ADAS Section: 602.7, 211.2

As Built:

There are two low drinking fountains.



Concessions Area: Concessions

Lat/Long: [42.28219, -83.77959]

Finding: 81 - Drinking Fountain

The drinking fountain projects from the wall into the pedestrian way with its leading edge above 27 inches from the floor.

Objects may protrude no more than 4 inches into circulation route when located between 27 and 80 inches above the floor. All drinking fountains shall be positioned so as not to encroach into pedestrian ways.

2010 ADAS Section 307.2

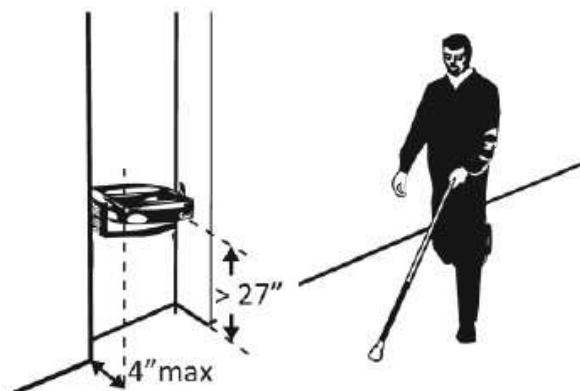
Objects with leading edges more than 27 inches (685 mm) and not more than 80 inches (2030 mm) above the finish floor or ground shall protrude 4 inches (100 mm) maximum horizontally into the circulation path.

Citation:

2010 ADAS Section: 307.2

As Built:

2 fountains in concessions area are at 29" above the ground



Ice Rink Area: Ice Rink

Lat/Long: [42.28132, -83.78076]

Finding: 82 - Dispenser

The dispensers project more than 4 inches into the circulation path.

Wall-mounted objects that have leading edges between 27 inches and 80 inches from the floor must not project more than 4 inches into the circulation path. Protruding objects that extend to the floor or within 27 inches of the floor are cane detectable and are therefore not hazardous. Where it is necessary or desirable to have objects protrude from the wall, a manner of cane detection must be provided.

2010 ADAS Section 307.2

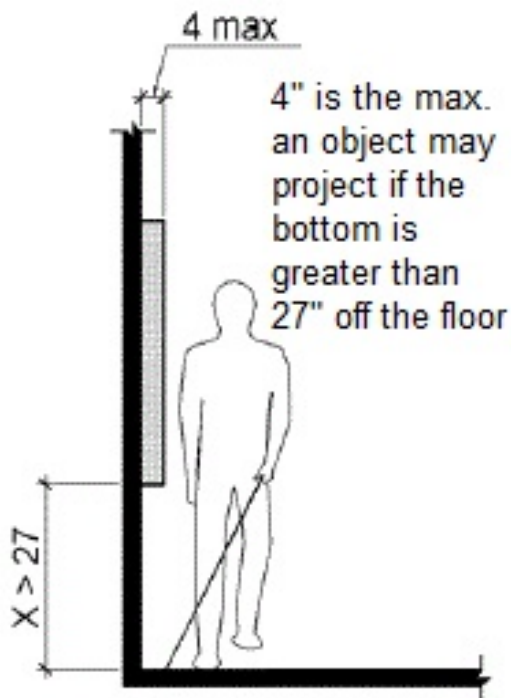
Objects with leading edges more than 27 inches (685 mm) and not more than 80 inches (2030 mm) above the finish floor or ground shall protrude 4 inches (100 mm) maximum horizontally into the circulation path.

Citation:

2010 ADAS Section: 307.2

As Built:

Dispenser protrudes 8" from wall.



Ice Rink Area: Ice Rink

Lat/Long: [42.28123, -83.77794]

Finding: 83 - Pipes

The pipes project more than 4 inches into the circulation path.

Wall-mounted objects that have leading edges between 27 inches and 80 inches from the floor must not project more than 4 inches into the circulation path. Protruding objects that extend to the floor or within 27 inches of the floor are cane detectable and are therefore not hazardous. Where it is necessary or desirable to have objects protrude from the wall, a manner of cane detection must be provided.

2010 ADAS Section 307.2

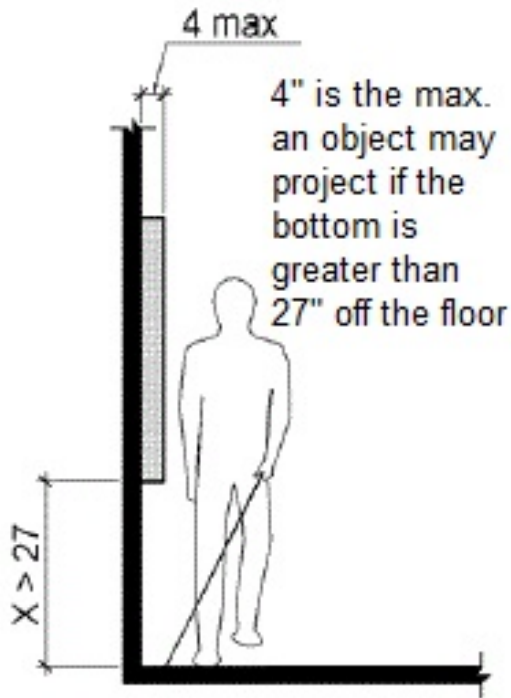
Objects with leading edges more than 27 inches (685 mm) and not more than 80 inches (2030 mm) above the finish floor or ground shall protrude 4 inches (100 mm) maximum horizontally into the circulation path.

Citation:

2010 ADAS Section: 307.2

As Built:

Pipes protrude 6" from wall.



Ice Rink Area: Ice Rink

Lat/Long: [42.28124, -83.77795]

Finding: 84 - Spectator Seating

The bleachers extend down too close to the route of travel.

Any obstruction that overhangs a circulation route must be a minimum of 80 inches above the walking surface as measured from the bottom of the obstruction.

2010 ADAS Section 307.3

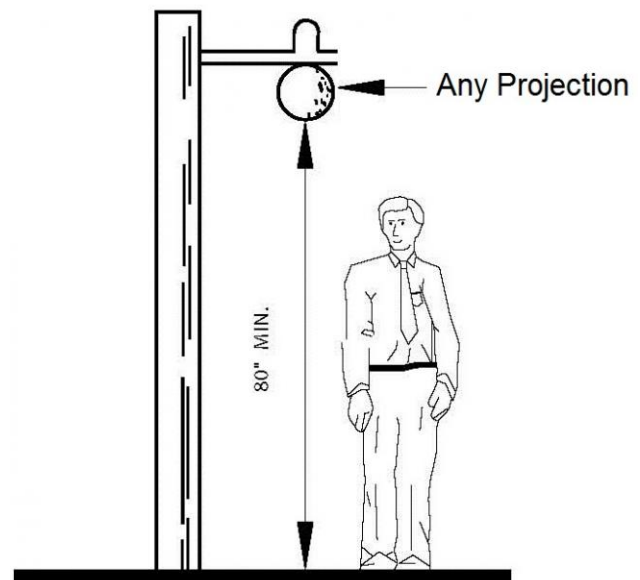
Free-standing objects mounted on posts or pylons shall overhang circulation paths 12 inches (305 mm) maximum when located 27 inches (685 mm) minimum and 80 inches (2030 mm) maximum above the finish floor or ground. Where a sign or other obstruction is mounted between posts or pylons and the clear distance between the posts or pylons is greater than 12 inches (305 mm), the lowest edge of such sign or obstruction shall be 27 inches (685 mm) maximum or 80 inches (2030 mm) minimum above the finish floor or ground.

Citation:

2010 ADAS Section: 307.3

As Built:

Spectator seating rail is less than 80".



Ice Rink Area: Ice Rink

Lat/Long: [42.28122, -83.77794]

Finding: 85 - Hand Rail

The hand rail extension does not terminate correctly throughout the entire rink.

Extensions shall return to a wall, guard, or the landing surface, or shall be continuous to the handrail of an adjacent stair flight

2010 ADAS Section 505.10.2

At the top of a stair flight, handrails shall extend horizontally above the landing for 12 inches (305 mm) minimum beginning directly above the first riser nosing. Extensions shall return to a wall, guard, or the landing surface, or shall be continuous to the handrail of an adjacent stair flight.

2010 ADAS Section 505.10.3

At the bottom of a stair flight, handrails shall extend at the slope of the stair flight for a horizontal distance at least equal to one tread depth beyond the last riser nosing. Extension shall return to a wall, guard, or the landing surface, or shall be continuous to the handrail of an adjacent stair flight.

Citation:

2010 ADAS Section: 505.10.2, 505.10.3

As Built:

No hand rail extension



Finding #85 Additional Finding Photos



Ice Rink Area: Ice Rink

Lat/Long: [42.28124, -83.77795]

Finding: 86 - Handrail

The stairway only has a handrail on one side.

Stairways must have handrails on both sides.

Handrails and their extensions must be between 34 inches and 38 inches above the stair nosing or ground.

The top handrails shall extend a minimum of 12 inches beyond the top nosing and shall be parallel with the floor or ground surface. At the bottom of a stair flight, handrails shall extend at the slope of the stair flight for a horizontal distance at least equal to one tread depth beyond the last riser nosing. Extension shall return to a wall, guard, or the landing surface, or shall be continuous to the handrail of an adjacent stair flight.

The orientation of at least one handrail, including the extension, shall be in the direction of the run of the stair and perpendicular to the direction of the stair nosing. Handrail gripping surfaces with a circular cross section shall have an outside diameter of 1-1/4 inches minimum and 2 inches maximum. Handrail gripping surfaces with a non-circular cross section shall have a perimeter dimension of 4 inches minimum and 6 1/4 inches maximum, and a cross-section dimension of 2-1/4 inches maximum. The hand grip portion of handrails shall have a smooth surface with no sharp corners. Gripping surfaces (top or sides) shall be uninterrupted by newel posts, other construction elements or obstructions. Any wall or other surface adjacent to the handrail shall be free of sharp or abrasive elements. Handrails projecting from a wall shall have a space of 1-1/2 inches minimum between the wall and the handrail.

2010 ADAS Section 505.2

Handrails shall be provided on both sides of stairs and ramps.

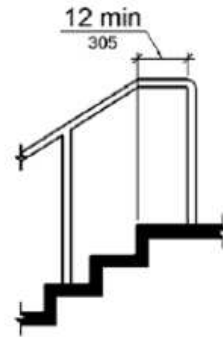
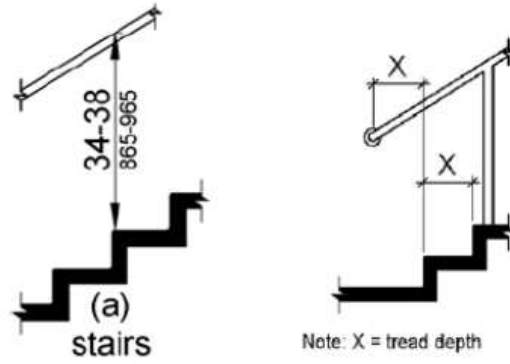
Citation:

2010 ADAS Section: 505.2

As Built:

Missing handrail extension

Finding #86 Continued



Ice Rink Area: Ice Rink

Lat/Long: [42.28094, -83.77671]

Finding: 87 - Door Hardware

The door/gate operating hardware is not accessible.

Hand-activated door/gate opening hardware, handles, pulls, latches, locks, and other operating devices on accessible doors shall have a shape that is easy to grasp with one hand and does not require tight grasping, pinching or twisting of the wrist to operate. Hardware shall be 34 inches minimum and 48 inches maximum above the finish floor or ground.

2010 ADAS Section 404.2.7


Handles, pulls, latches, locks, and other operable parts on doors and gates shall comply with 309.4. Operable parts of such hardware shall be 34 inches (865 mm) minimum and 48 inches (1220 mm) maximum above the finish floor or ground. Where sliding doors are in the fully open position, operating hardware shall be exposed and usable from both sides.

Citation:

2010 ADAS Section: 404.2.7

As Built:

Door has existing knob



Ice Rink Area: Ice Rink

Lat/Long: [42.28121, -83.77803]

Finding: 88 - Change in Level

There is a change in level greater than 1/4 inch.

1/4 inch is the maximum vertical rise. Changes in level between 1/4 inch and 1/2 inch must be beveled at 1:2 or less. Changes in level greater than 1/2 inch must be by way of a ramp.

2010 ADAS Section 303.3

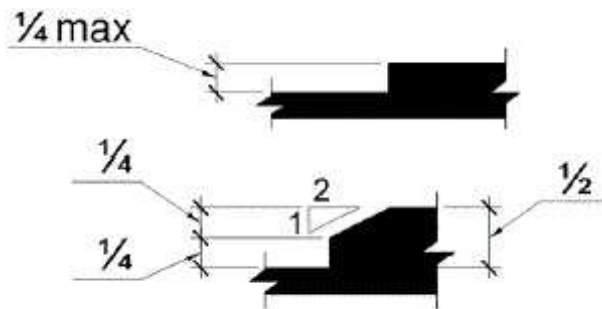
Changes in level between 1/4 inch (6.4 mm) high minimum and 1/2 inch (13 mm) high maximum shall be beveled with a slope not steeper than 1:2.

Citation:

2010 ADAS Section: 303.3

As Built:

Step/riser is 6"



Ice Rink Area: Ice Rink

Lat/Long: [42.28119, -83.77792]

Finding: 89 - Change in Level

There is a change in level greater than 1/4 inch.

1/4 inch is the maximum vertical rise. Changes in level between 1/4 inch and 1/2 inch must be beveled at 1:2 or less. Changes in level greater than 1/2 inch must be by way of a ramp.

2010 ADAS Section 303.3

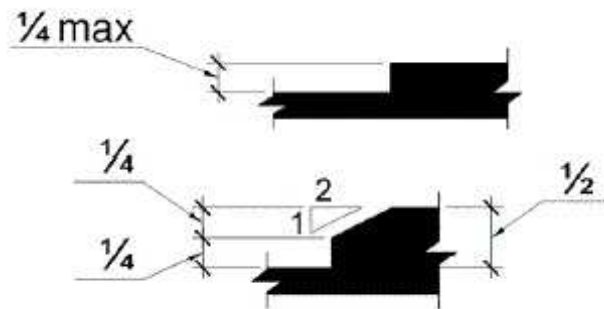

Changes in level between 1/4 inch (6.4 mm) high minimum and 1/2 inch (13 mm) high maximum shall be beveled with a slope not steeper than 1:2.

Citation:

2010 ADAS Section: 303.3

As Built:

Step/riser is 6"



Ice Rink Area: Ice Rink

Lat/Long: [42.28121, -83.77795]

Finding: 90 - Signage

Compliant room identification signs are missing.

Sign shall be located alongside the door at the latch side. Where a tactile sign is provided at double doors with one active leaf, the sign shall be located on the inactive leaf. Where a tactile sign is provided at double doors with two active leafs, the sign shall be located to the right of the right hand door. Where there is no wall space at the latch side of a single door or at the right side of double doors, signs shall be located on the nearest adjacent wall. Signs containing tactile characters shall be located so that a clear floor space of 18 inches minimum by 18 inches minimum, centered on the tactile characters, is provided beyond the arc of any door swing between the closed position and 45 degree open position.

Wall signs identifying permanent rooms and spaces of a building shall be in a horizontal format and the characters raised 1/32 inch minimum and shall be sans serif uppercase characters a minimum of 5/8 inch and a maximum of 2 inches high. Contracted Grade 2 Braille shall be in a horizontal format and shall be placed a minimum of 3/8 inch and a maximum of 1/2 inch directly below the tactile characters; flush left or centered. Dots shall be 1/10 inch on center in each cell with 2/10-inch space between cells, measured from the second column of dots in the first cell to the first column of dots in the second cell. Dots shall be raised a minimum of 1/40 inch above the background. Braille dots shall be domed or rounded. Signs with raised characters or Braille shall be located 48 inches minimum above the finish floor or ground surface, measured from the baseline of the lowest tactile character and 60 inches maximum above the finish floor or ground surface, measured from the baseline of the highest tactile character.

2010 ADAS Section 216.2

Interior and exterior signs identifying permanent rooms and spaces shall comply with 703.1, 703.2, and 703.5. Where pictograms are provided as designations of permanent interior rooms and spaces, the pictograms shall comply with 703.6 and shall have text descriptors complying with 703.2 and 703.5.

2010 ADAS Section 703.4.2

Where a tactile sign is provided at a door, the sign shall be located alongside the door at the latch side. Where a tactile sign is provided at double doors with one active leaf, the sign shall be located on the inactive leaf. Where a tactile sign is provided at double doors with two active leafs, the sign shall be located to the right of the right hand door. Where there is no wall space at the latch side of a single door or at the right side of double doors, signs shall be located on the nearest adjacent wall. Signs containing tactile characters shall be located so that a clear floor space of 18 inches (455 mm) minimum by 18 inches (455 mm) minimum, centered on the tactile characters, is provided beyond the arc of any door swing between the closed position and 45 degree open position.

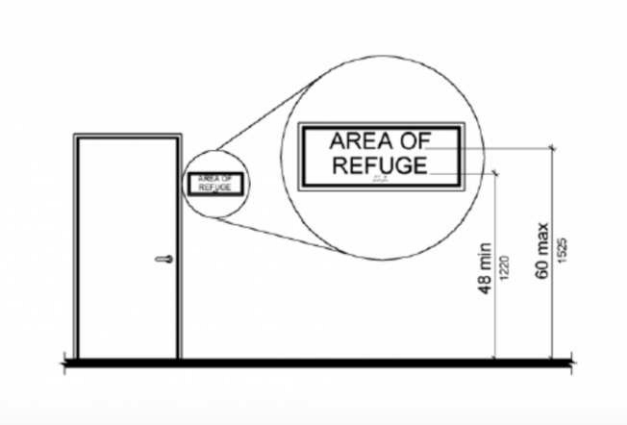

Citation:

2010 ADAS Section: 216.2, 703.4.2

As Built:

Signage is printed on paper/metal

Finding #90 Continued



Ice Rink Area: Ice Rink

Lat/Long: [42.28033, -83.78053]

Finding: 91 - Change in Level

There is a change in level greater than 1/4 inch.

1/4 inch is the maximum vertical rise. Changes in level between 1/4 inch and 1/2 inch must be beveled at 1:2 or less. Changes in level greater than 1/2 inch must be by way of a ramp.

2010 ADAS Section 303.3

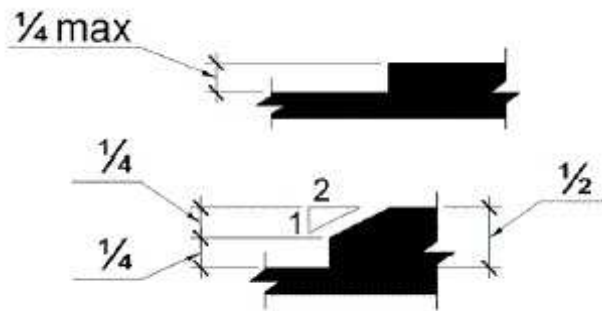
Changes in level between 1/4 inch (6.4 mm) high minimum and 1/2 inch (13 mm) high maximum shall be beveled with a slope not steeper than 1:2.

Citation:

2010 ADAS Section: 303.3

As Built:

Step/riser is 3"



Ice Rink Area: Ice Rink

Lat/Long: [42.28121, -83.77792]

Finding: 92 - Change in Level

There is a change in level greater than 1/4 inch.

1/4 inch is the maximum vertical rise. Changes in level between 1/4 inch and 1/2 inch must be beveled at 1:2 or less. Changes in level greater than 1/2 inch must be by way of a ramp.

2010 ADAS Section 303.3

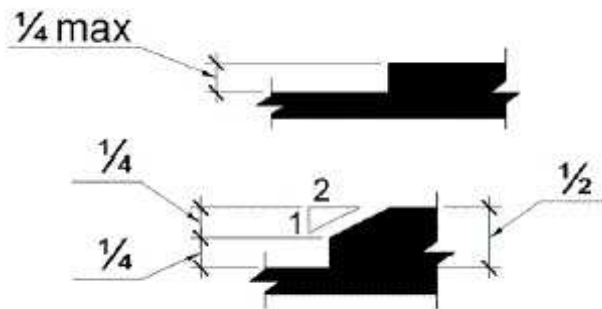
Changes in level between 1/4 inch (6.4 mm) high minimum and 1/2 inch (13 mm) high maximum shall be beveled with a slope not steeper than 1:2.

Citation:

2010 ADAS Section: 303.3

As Built:

Step/riser is 4"



Ice Rink Area: Ice Rink

Lat/Long: [42.28114, -83.77782]

Finding: 93 - Change in Level

There is a change in level greater than 1/4 inch.

1/4 inch is the maximum vertical rise. Changes in level between 1/4 inch and 1/2 inch must be beveled at 1:2 or less. Changes in level greater than 1/2 inch must be by way of a ramp.

2010 ADAS Section 303.3

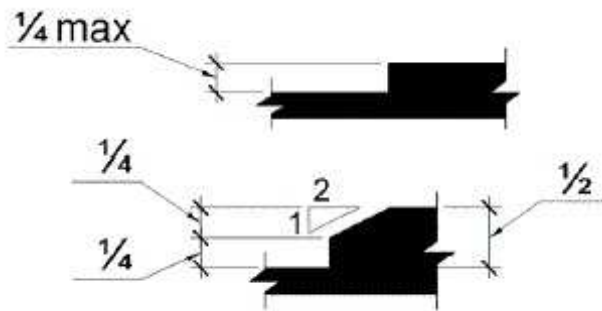
Changes in level between 1/4 inch (6.4 mm) high minimum and 1/2 inch (13 mm) high maximum shall be beveled with a slope not steeper than 1:2.

Citation:

2010 ADAS Section: 303.3

As Built:

Step/riser is 4"



Ice Rink Area: Ice Rink

Lat/Long: [42.28123, -83.77793]

Finding: 94 - Change in Level

There is a change in level greater than 1/4 inch.

1/4 inch is the maximum vertical rise. Changes in level between 1/4 inch and 1/2 inch must be beveled at 1:2 or less. Changes in level greater than 1/2 inch must be by way of a ramp.

2010 ADAS Section 303.3

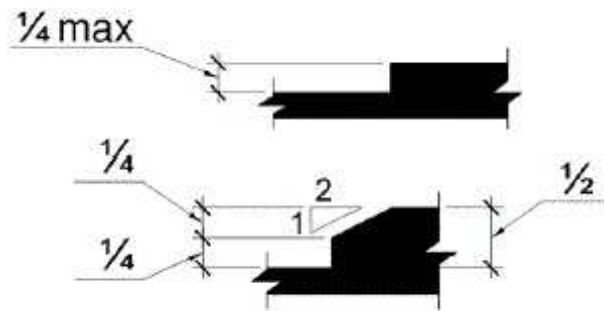

Changes in level between 1/4 inch (6.4 mm) high minimum and 1/2 inch (13 mm) high maximum shall be beveled with a slope not steeper than 1:2.

Citation:

2010 ADAS Section: 303.3

As Built:

Step/riser is 5"



Ice Rink Area: Ice Rink

Lat/Long: [42.28123, -83.77793]

Finding: 95 - Change in Level

There is a change in level greater than 1/4 inch.

1/4 inch is the maximum vertical rise. Changes in level between 1/4 inch and 1/2 inch must be beveled at 1:2 or less. Changes in level greater than 1/2 inch must be by way of a ramp.

2010 ADAS Section 303.3

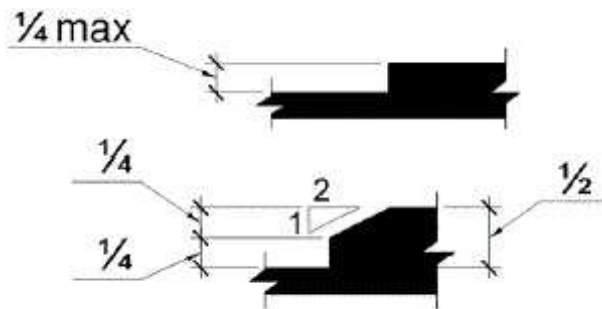
Changes in level between 1/4 inch (6.4 mm) high minimum and 1/2 inch (13 mm) high maximum shall be beveled with a slope not steeper than 1:2.

Citation:

2010 ADAS Section: 303.3

As Built:

Step/riser is 6"



Ice Rink Area: Ice Rink

Lat/Long: [42.28617, -83.74515]

Finding: 96 - Referees Locker Room

The shelf extends down too close to the route of travel.

Any obstruction that overhangs a circulation route must be a minimum of 80 inches above the walking surface as measured from the bottom of the obstruction.

2010 ADAS Section 307.3

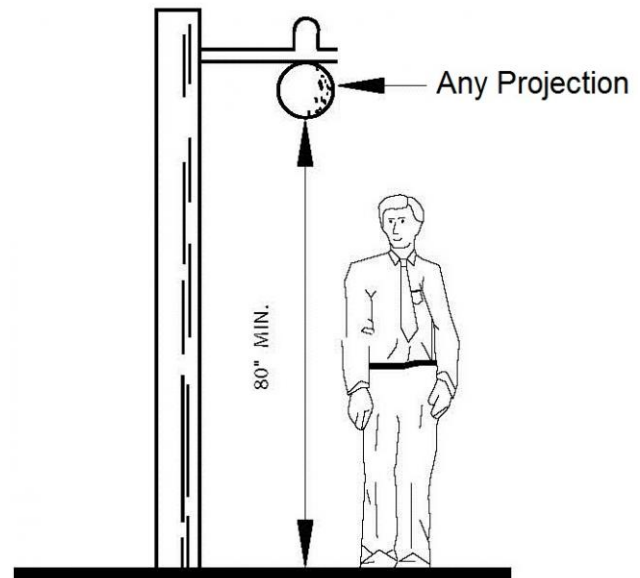
Free-standing objects mounted on posts or pylons shall overhang circulation paths 12 inches (305 mm) maximum when located 27 inches (685 mm) minimum and 80 inches (2030 mm) maximum above the finish floor or ground. Where a sign or other obstruction is mounted between posts or pylons and the clear distance between the posts or pylons is greater than 12 inches (305 mm), the lowest edge of such sign or obstruction shall be 27 inches (685 mm) maximum or 80 inches (2030 mm) minimum above the finish floor or ground.

Citation:

2010 ADAS Section: 307.3

As Built:

Wall-mounted shelf is 76 inches high



Ice Rink Area: Ice Rink

Lat/Long: [42.28617, -83.74515]

Finding: 97 - Referees Locker Room

The dispenser projects more than 4 inches into the circulation path.

Wall-mounted objects that have leading edges between 27 inches and 80 inches from the floor must not project more than 4 inches into the circulation path. Protruding objects that extend to the floor or within 27 inches of the floor are cane detectable and are therefore not hazardous. Where it is necessary or desirable to have objects protrude from the wall, a manner of cane detection must be provided.

2010 ADAS Section 307.2

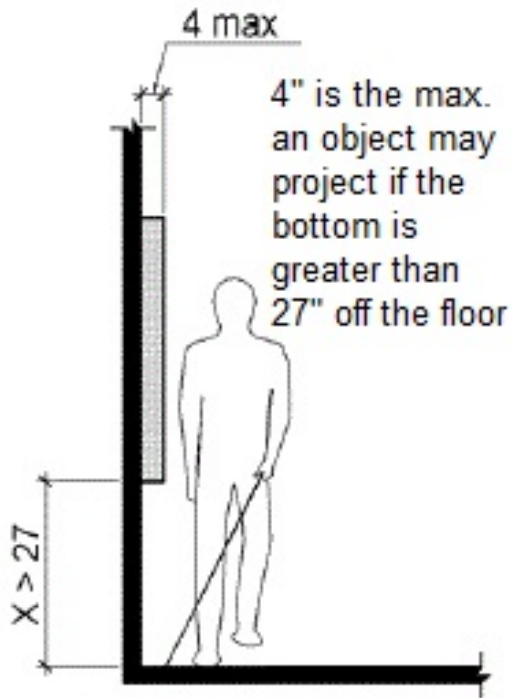
Objects with leading edges more than 27 inches (685 mm) and not more than 80 inches (2030 mm) above the finish floor or ground shall protrude 4 inches (100 mm) maximum horizontally into the circulation path.

Citation:

2010 ADAS Section: 307.2

As Built:

Feminine product dispenser protrudes 6 inches



Ice Rink Area: Ice Rink

Lat/Long: [42.28617, -83.74515]

Finding: 98 - Referees Locker Room

There are no accessible bathing and shower facilities.

Where bathtubs or showers are provided, at least one accessible bathtub or at least one accessible shower shall be provided.

2010 ADAS Section 213.3.6


Where bathtubs or showers are provided, at least one bathtub complying with 607 or at least one shower complying with 608 shall be provided.

Citation:

2010 ADAS Section: 213.3.6

As Built:

Shower is not accessible



Ice Rink Area: Ice Rink

Lat/Long: [42.28617, -83.74515]

Finding: 99 - Referees Locker Room

The restroom is not nearly compliant.

The restroom does not have the required minimum clear floor space or maneuvering clearances for the toilet. The restroom does not have the required minimum clear floor space or maneuvering clearances for the lavatory. The entry door does not contain the required minimum maneuvering spaces on the pull/push sides. The entry door encroach into the required clear floor space for fixtures. Grab bars are missing and/or incorrectly installed. Accessories, such as toilet seat covers, paper towel holders, garbage cans, hand dryers, and mirrors are either too high or without clear floor space or both.

2010 ADAS Section 213.2

Where toilet rooms are provided, each toilet room shall comply with 603. Where bathing rooms are provided, each bathing room shall comply with 603.

Citation:

2010 ADAS Section: 213.2

As Built:

Restroom is not accessible



Ice Rink Area: Ice Rink

Lat/Long: [42.28124, -83.77797]

Finding: 100 - Dexter Locker Entrance

The route contains openings greater than 1/2 inch.

Openings in floor or ground surfaces shall not allow passage of a sphere more than 1/2 inch diameter. Elongated openings shall be placed so that the long dimension is perpendicular to the dominant direction of travel.

2010 ADAS Section 302.3

Openings in floor or ground surfaces shall not allow passage of a sphere more than 1/2 inch (13 mm) diameter except as allowed in 407.4.3, 409.4.3, 410.4, 810.5.3 and 810.10. Elongated openings shall be placed so that the long dimension is perpendicular to the dominant direction of travel.

Citation:

2010 ADAS Section: 302.3

As Built:

1.5"



Ice Rink Area: Ice Rink

Lat/Long: [42.28124, -83.77797]

Finding: 101 - Dexter Storage Access

The route contains openings greater than 1/2 inch.

Openings in floor or ground surfaces shall not allow passage of a sphere more than 1/2 inch diameter. Elongated openings shall be placed so that the long dimension is perpendicular to the dominant direction of travel.

2010 ADAS Section 302.3

Openings in floor or ground surfaces shall not allow passage of a sphere more than 1/2 inch (13 mm) diameter except as allowed in 407.4.3, 409.4.3, 410.4, 810.5.3 and 810.10. Elongated openings shall be placed so that the long dimension is perpendicular to the dominant direction of travel.

Citation:

2010 ADAS Section: 302.3

As Built:

2.25"



Ice Rink Area: Ice Rink

Lat/Long: [42.28124, -83.77795]

Finding: 102 - Dexter Locker Benches

There is no compliant bench in the locker room.

Every accessible dressing room must have seats that are 42 inches long minimum and 20 inches deep minimum and 24 inches deep maximum. The bench shall provide for back support or shall be affixed to a wall along its long dimension. Back support shall be 48 inches long minimum and shall extend from a point 2 inches maximum above the seat surface to a point 18 inches minimum above the seat surface. Back support shall be 2-1/2 inches maximum from the rear edge of the seat measured horizontally.. The bench must be mounted 17 to 19 inches above the finish floor. A clear floor space measuring 30 inches by 48 inches (or 36 inches by 48 inches if located in an alcove) shall be provided alongside the narrow side of the bench to allow a person using a wheelchair to make a side transfer onto the bench.

2010 ADAS Section 903.4

The bench shall provide for back support or shall be affixed to a wall. Back support shall be 42 inches (1065 mm) long minimum and shall extend from a point 2 inches (51 mm) maximum above the seat surface to a point 18 inches (455 mm) minimum above the seat surface. Back support shall be 2 1/2 inches (64 mm) maximum from the rear edge of the seat measured horizontally.

Citation:

2010 ADAS Section: 903.4

As Built:

Bench seats are less than 42" long.



Ice Rink Area: Ice Rink

Lat/Long: [42.28124, -83.77797]

Finding: 103 - Dexter Office Digital Display

The (XX) projects more than 4 inches into the circulation path.

Wall-mounted objects that have leading edges between 27 inches and 80 inches from the floor must not project more than 4 inches into the circulation path. Protruding objects that extend to the floor or within 27 inches of the floor are cane detectable and are therefore not hazardous. Where it is necessary or desirable to have objects protrude from the wall, a manner of cane detection must be provided.

2010 ADAS Section 307.2

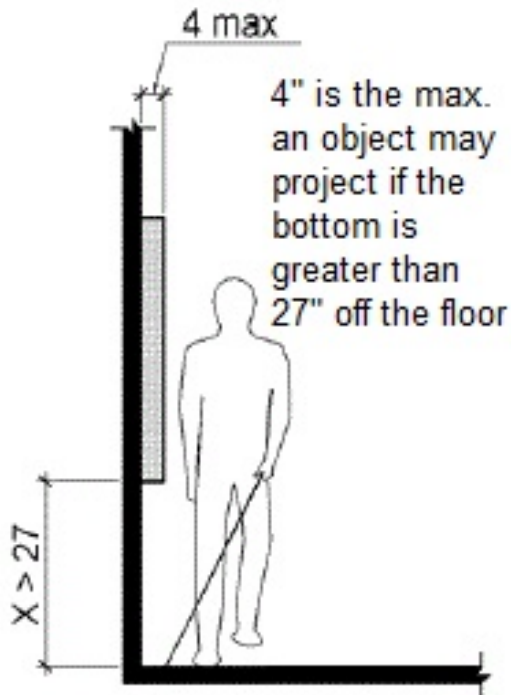
Objects with leading edges more than 27 inches (685 mm) and not more than 80 inches (2030 mm) above the finish floor or ground shall protrude 4 inches (100 mm) maximum horizontally into the circulation path.

Citation:

2010 ADAS Section: 307.2

As Built:

Screen protrudes 12" from wall



Ice Rink Area: Ice Rink

Lat/Long: [42.28124, -83.77796]

Finding: 104 - Exterior Doors To Rink

The door exceeds the maximum allowable opening force.

Interior doors shall have a maximum opening force of 5 pounds.

These forces do not apply to the force required to retract latch bolts or disengage other devices that hold the door or gate in a closed position.

2010 ADAS Section 404.2.9

Fire doors shall have a minimum opening force allowable by the appropriate administrative authority. The force for pushing or pulling open a door or gate other than fire doors shall be as follows: 1. Interior hinged doors and gates: 5 pounds (22.2 N) maximum. 2. Sliding or folding doors: 5 pounds (22.2 N) maximum. These forces do not apply to the force required to retract latch bolts or disengage other devices that hold the door or gate in a closed position.

Citation:

2010 ADAS Section: 404.2.9

As Built:

Doors require excess pressure to open



Ice Rink Area: Ice Rink

Lat/Long: [42.28124, -83.77795]

Finding: 105 - Coat Hooks

The clothing hooks exceed maximum reach range.

Coat hooks provided within the room shall accommodate a forward reach or side reach. Coat hooks must be mounted no higher than 48 inches.

2010 ADAS Section 308.2.1

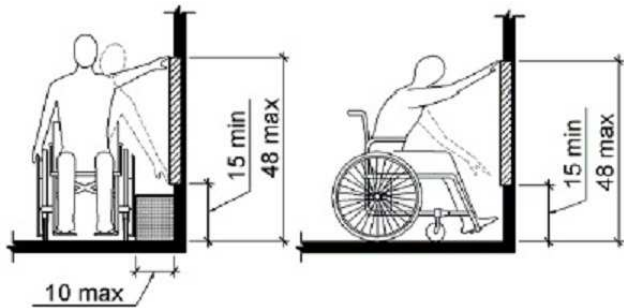
Where a forward reach is unobstructed, the high forward reach shall be 48 inches (1220 mm) maximum and the low forward reach shall be 15 inches (380 mm) minimum above the finish floor or ground.

Citation:

2010 ADAS Section: 308.2.1

As Built:

Hooks mounted 65"



Ice Rink Area: Ice Rink

Lat/Long: [42.28123, -83.77799]

Finding: 106 - Locker Rm 4 Bench

The bench is not depth requirements.

Benches shall have seats that are 42 inches long minimum and 20 inches deep minimum and 24 inches deep maximum.

2010 ADAS Section 903.3

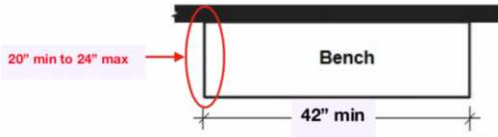

Benches shall have seats that are 42 inches (1065 mm) long minimum and 20 inches (510 mm) deep minimum and 24 inches (610 mm) deep maximum.

Citation:

2010 ADAS Section: 903.3

As Built:

Bench depth is 18"



Ice Rink Area: Ice Rink

Lat/Long: [42.28124, -83.77795]

Finding: 107 - Locker Rm 3 Hooks

The clothing hooks exceed maximum reach range.

Coat hooks provided within the room shall accommodate a forward reach or side reach. Coat hooks must be mounted no higher than 48 inches.

2010 ADAS Section 308.2.1

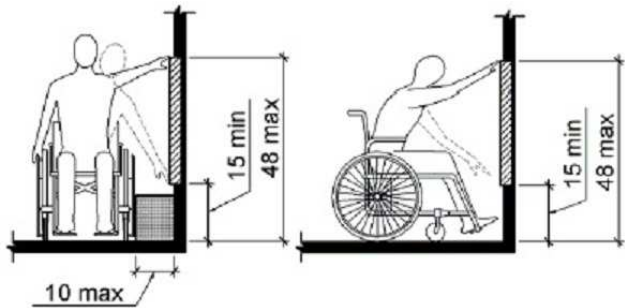

Where a forward reach is unobstructed, the high forward reach shall be 48 inches (1220 mm) maximum and the low forward reach shall be 15 inches (380 mm) minimum above the finish floor or ground.

Citation:

2010 ADAS Section: 308.2.1

As Built:

Hooks mounted 65"



Ice Rink Area: Ice Rink

Lat/Long: [42.28123, -83.77799]

Finding: 108 - Locker Rm 3 Bench

The bench is not depth requirements.

Benches shall have seats that are 42 inches long minimum and 20 inches deep minimum and 24 inches deep maximum.

2010 ADAS Section 903.3

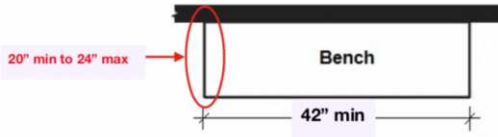

Benches shall have seats that are 42 inches (1065 mm) long minimum and 20 inches (510 mm) deep minimum and 24 inches (610 mm) deep maximum.

Citation:

2010 ADAS Section: 903.3

As Built:

Bench depth is 18"



Ice Rink Area: Ice Rink

Lat/Long: [42.28054, -83.77974]

Finding: 109 - Locker Rm Shower

There are no accessible bathing and shower facilities.

Where bathtubs or showers are provided, at least one accessible bathtub or at least one accessible shower shall be provided.

2010 ADAS Section 213.3.6

Where bathtubs or showers are provided, at least one bathtub complying with 607 or at least one shower complying with 608 shall be provided.

Citation:

2010 ADAS Section: 213.3.6

As Built:

Shower space is not accessible



Ice Rink Area: Ice Rink

Lat/Long: [42.28049, -83.77966]

Finding: 110 - Locker Rm Urinal

The bowl of the urinal does not extend out from the wall far enough.

Urinals must project a minimum of 13-1/2 inches measured from the outer face of the urinal rim to the back of the fixture and be a maximum of 17 inches above the floor.

2010 ADAS Section 605.2

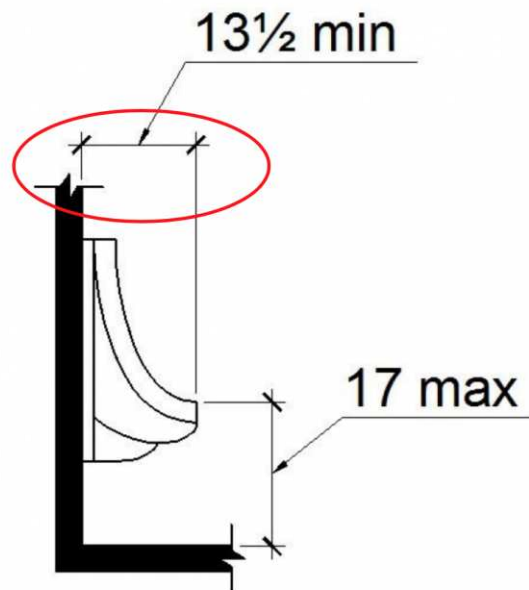
Urinals shall be the stall-type or the wall-hung type with the rim 17 inches (430 mm) maximum above the finish floor or ground. Urinals shall be 13 1/2 inches (345 mm) deep minimum measured from the outer face of the urinal rim to the back of the fixture.

Citation:

2010 ADAS Section: 605.2

As Built:

22" rim height



Ice Rink Area: Ice Rink

Lat/Long: [42.2805, -83.77967]

Finding: 111 - Shower Hooks

The clothing hooks exceed maximum reach range.

Coat hooks provided within the room shall accommodate a forward reach or side reach. Coat hooks must be mounted no higher than 48 inches.

2010 ADAS Section 308.2.1

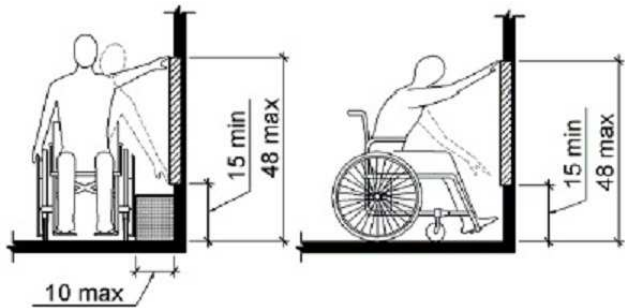
Where a forward reach is unobstructed, the high forward reach shall be 48 inches (1220 mm) maximum and the low forward reach shall be 15 inches (380 mm) minimum above the finish floor or ground.

Citation:

2010 ADAS Section: 308.2.1

As Built:

Hooks mounted 65"



Ice Rink Area: Locker Room #4

Lat/Long: [42.28123, -83.778]

Finding: 112 - Dispenser

The hygiene dispenser projects more than 4 inches into the circulation path.

Wall-mounted objects that have leading edges between 27 inches and 80 inches from the floor must not project more than 4 inches into the circulation path. Protruding objects that extend to the floor or within 27 inches of the floor are cane detectable and are therefore not hazardous. Where it is necessary or desirable to have objects protrude from the wall, a manner of cane detection must be provided.

2010 ADAS Section 307.2

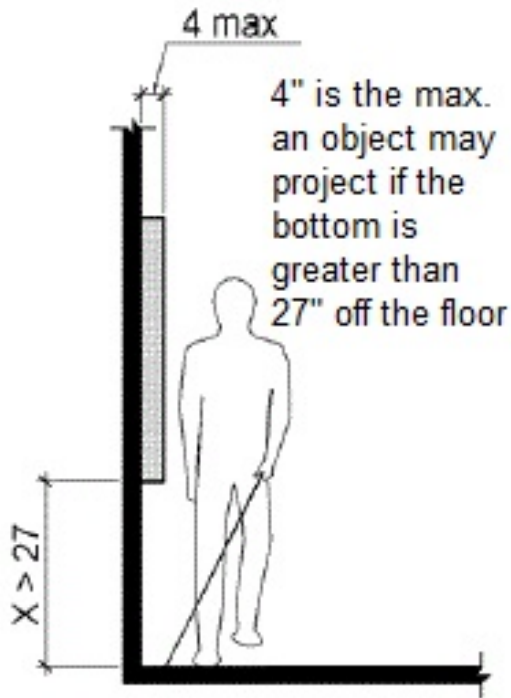
Objects with leading edges more than 27 inches (685 mm) and not more than 80 inches (2030 mm) above the finish floor or ground shall protrude 4 inches (100 mm) maximum horizontally into the circulation path.

Citation:

2010 ADAS Section: 307.2

As Built:

Dispenser protrudes 6" from wall



Ice Rink Area: Locker Room #4

Lat/Long: [42.28383, -83.78045]

Finding: 113 - Dispenser

The paper towel dispenser projects more than 4 inches into the circulation path.

Wall-mounted objects that have leading edges between 27 inches and 80 inches from the floor must not project more than 4 inches into the circulation path. Protruding objects that extend to the floor or within 27 inches of the floor are cane detectable and are therefore not hazardous. Where it is necessary or desirable to have objects protrude from the wall, a manner of cane detection must be provided.

2010 ADAS Section 307.2

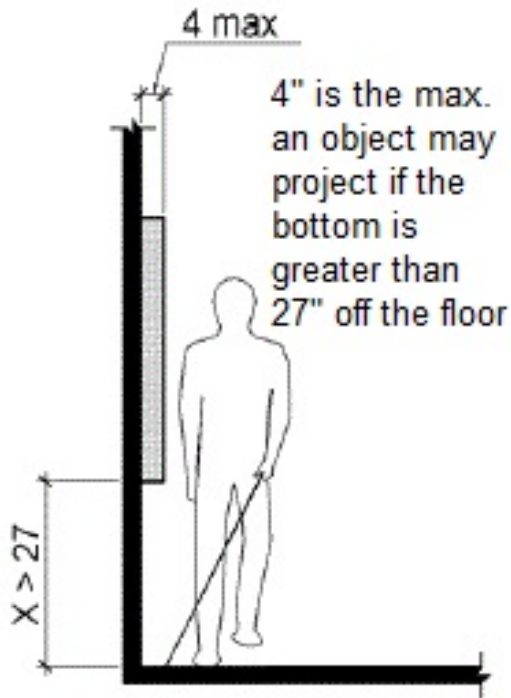
Objects with leading edges more than 27 inches (685 mm) and not more than 80 inches (2030 mm) above the finish floor or ground shall protrude 4 inches (100 mm) maximum horizontally into the circulation path.

Citation:

2010 ADAS Section: 307.2

As Built:

Dispenser protrudes 7" from wall



Ice Rink Area: Locker Room #4

Lat/Long: [42.28458, -83.78111]

Finding: 114 - Lavatory Pipes

The water and drain pipes under the lavatory are not adequately insulated.

Water supply and drain pipes under lavatories and sinks shall be insulated or otherwise configured to protect against contact. There shall be no sharp or abrasive surfaces under lavatories and sinks.

2010 ADAS Section 606.5

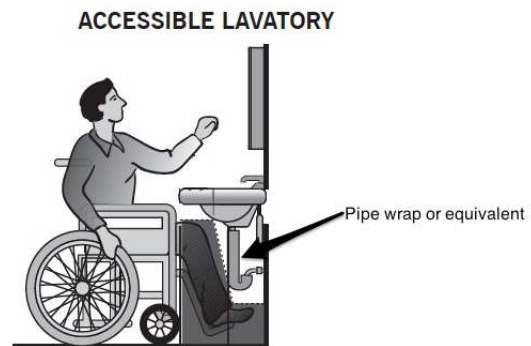

Water supply and drain pipes under lavatories and sinks shall be insulated or otherwise configured to protect against contact. There shall be no sharp or abrasive surfaces under lavatories and sinks.

Citation:

2010 ADAS Section: 606.5

As Built:

Lavatory pipes are not insulated



Ice Rink Area: Locker Room #4

Lat/Long: [42.28124, -83.77795]

Finding: 115 - Drinking Fountain

There is no drinking fountain for standing persons.

No fewer than two drinking fountains shall be provided. One drinking fountain shall meet requirements for wheelchair accessibility and one drinking fountain shall meet requirements for standing persons.

Where a single drinking fountain complies with both wheelchair accessibility and requirements for standing persons, it shall be permitted to be substituted for two separate drinking fountains.

Spout outlets of drinking fountains for standing persons shall be 38 inches minimum and 43 inches maximum above the finish floor or ground.

2010 ADAS Section 602.7

Spout outlets of drinking fountains for standing persons shall be 38 inches (965 mm) minimum and 43 inches (1090 mm) maximum above the finish floor or ground.

2010 ADAS Section 211.2

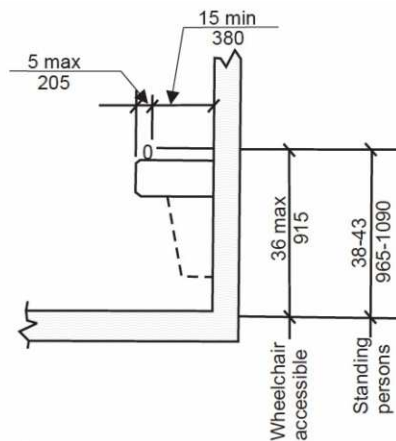
No fewer than two drinking fountains shall be provided. One drinking fountain shall comply with 602.1 through 602.6 and one drinking fountain shall comply with 602.7.

Citation:

2010 ADAS Section: 602.7, 211.2

As Built:

Missing standing drinking fountain



Ice Rink Area: Locker Room #4

Lat/Long: [42.28123, -83.77794]

Finding: 116 - Ramp

The ramps exceeds the maximum running slope (direction of travel) allowable of 8.33%.

Ramps should have the least possible slope but in no case more than 8.3% (1:12).

2010 ADAS Section 405.2

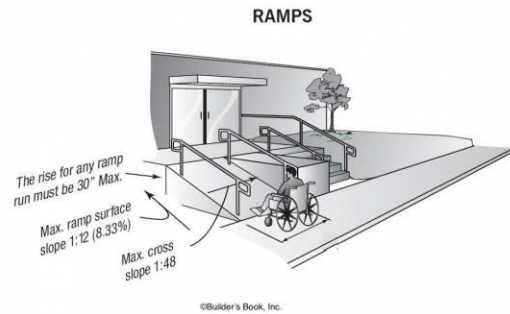
Ramp runs shall have a running slope not steeper than 1:12.

Citation:

2010 ADAS Section: 405.2

As Built:

Ramp slope exceeds minimum



Conference Room

Lat/Long: [42.28112, -83.77784]

Finding: 117 - Coat Rack

The coat rack projects more than 4 inches into the circulation path.

Wall-mounted objects that have leading edges between 27 inches and 80 inches from the floor must not project more than 4 inches into the circulation path. Protruding objects that extend to the floor or within 27 inches of the floor are cane detectable and are therefore not hazardous. Where it is necessary or desirable to have objects protrude from the wall, a manner of cane detection must be provided.

2010 ADAS Section 307.2

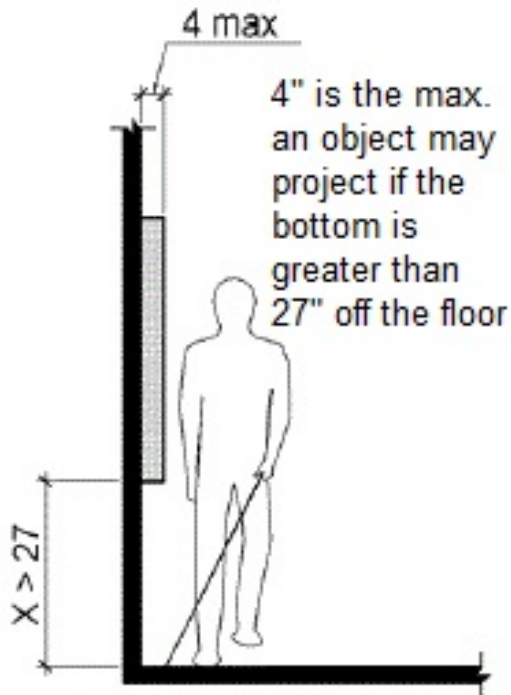
Objects with leading edges more than 27 inches (685 mm) and not more than 80 inches (2030 mm) above the finish floor or ground shall protrude 4 inches (100 mm) maximum horizontally into the circulation path.

Citation:

2010 ADAS Section: 307.2

As Built:

Rack protrudes 12" from wall



Conference Room

Lat/Long: [42.28115, -83.77776]

Finding: 118 - Digital Display

The TV and speakers projects more than 4 inches into the circulation path.

Wall-mounted objects that have leading edges between 27 inches and 80 inches from the floor must not project more than 4 inches into the circulation path. Protruding objects that extend to the floor or within 27 inches of the floor are cane detectable and are therefore not hazardous. Where it is necessary or desirable to have objects protrude from the wall, a manner of cane detection must be provided.

2010 ADAS Section 307.2

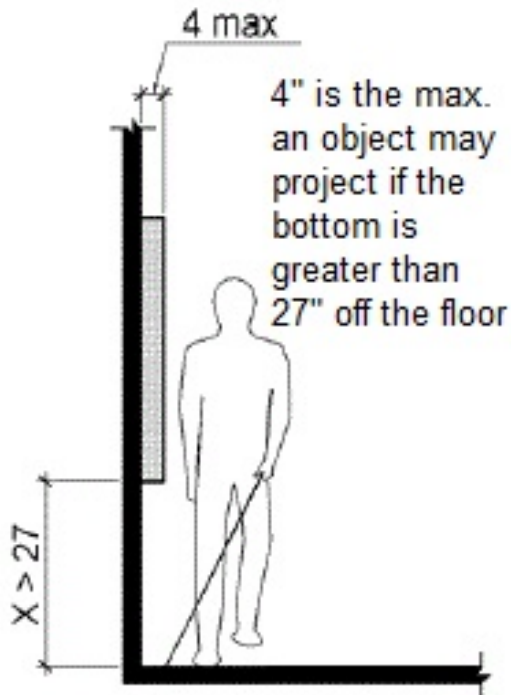
Objects with leading edges more than 27 inches (685 mm) and not more than 80 inches (2030 mm) above the finish floor or ground shall protrude 4 inches (100 mm) maximum horizontally into the circulation path.

Citation:

2010 ADAS Section: 307.2

As Built:

Digital display protrudes 12" from wall



Site Accessibility Evaluation



**Virginia Park
SILLER TERRACE
Ann Arbor, MI 48104
ADA Only**

Inspection Date: 07/11/2022

Inspectors: Aileen Dryden, Arturo Pinero, Jesus Lardizabal, Juvelyn Owen, Olaf Brunjes

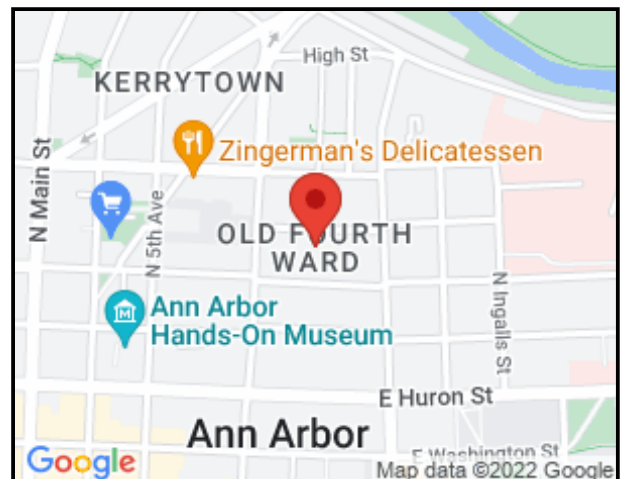
Prepared By



(512) 410 - 7059

alturalp.com

Report Date: 11/09/2022



DNR Accessibility Grading System for Parks and Recreation Facilities

Accessibility Grade

Definition

1

None of the facilities meet accessibility guidelines

2

Some facilities meet accessibility guidelines

3

Most facilities meet accessibility guidelines

4

The entire park meets accessibility guidelines

5

The entire park was developed using the principles of universal design

Green Space: Picnic Area

Lat/Long: [42.27802, -83.76781]

Finding: 1

There is no accessible route to the element.

At least one accessible route shall connect accessible buildings, accessible facilities, accessible elements, and accessible spaces that are on the same site.

2010 ADAS Section 206.2.2

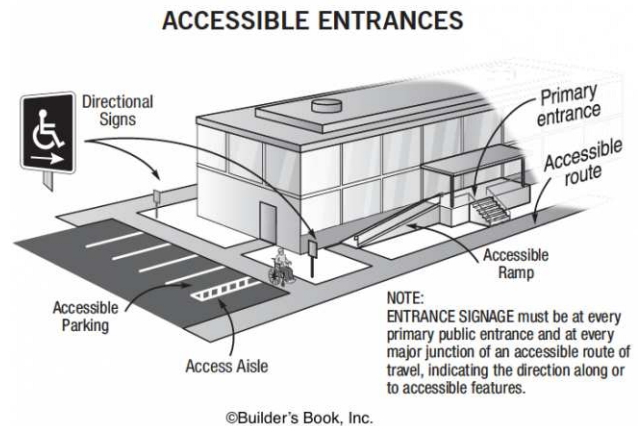
At least one accessible route shall connect accessible buildings, accessible facilities, accessible elements, and accessible spaces that are on the same site.

Citation:

2010 ADAS Section: 206.2.2

As Built:

There is no accessible route provided to the picnic table



Green Space: Picnic Area

Lat/Long: [42.27801, -83.76804]

Finding: 2

The drinking fountain is not on an accessible route of travel.

2010 ADAS Section 206.2.4

At least one accessible route shall connect accessible building or facility entrances with all accessible spaces and elements within the building or facility which are otherwise connected by a circulation path unless exempted by 206.2.3 Exceptions 1 through 7.

Citation:

2010 ADAS Section: 206.2.4

As Built:

There is no accessible route provided to the drinking fountain



Play Area: Playground

Lat/Long: [42.27804, -83.76768]

Finding: 3

Compliance with ASTM F1951 for accessibility for ground surfaces on accessible routes, clear floor or ground spaces, and turning spaces has not been determined.

Ground surfaces shall comply with ASTM F 1951. Ground surfaces shall be inspected and maintained regularly and frequently to ensure continued compliance with ASTM F 1951.

2010 ADAS Section 1008.2.6.1

Ground surfaces shall comply with ASTM F 1951 (incorporated by reference, see "Referenced Standards" in Chapter 1). Ground surfaces shall be inspected and maintained regularly and frequently to ensure continued compliance with ASTM F 1951.

Citation:

2010 ADAS Section: 1008.2.6.1

As Built:

The play area ground surface is not compliant



Finding #3 Additional Finding Photos



Play Area: Playground

Lat/Long: [42.27804, -83.76745]

Finding: 4

The walkway contains changes in level greater than a 1/2 inch high that should be ramped.

Changes in level greater than 1/2 inch high shall be constructed as a ramp or curb ramp.

2010 ADAS Section 303.4

Changes in level greater than 1/2 inch (13 mm) high shall be ramped, and shall comply with 405 or 406.

Citation:

2010 ADAS Section: 303.4

As Built:

There is a vertical change in level greater than 1/2-inch to the play area; ramp is required.



Basketball Court: Picnic Area

Lat/Long: [42.27752, -83.76719]

Finding: 5

There is no accessible route from the basketball court to picnic table.

At least one accessible route shall connect accessible buildings, accessible facilities, accessible elements, and accessible spaces that are on the same site.

2010 ADAS Section 206.2.2

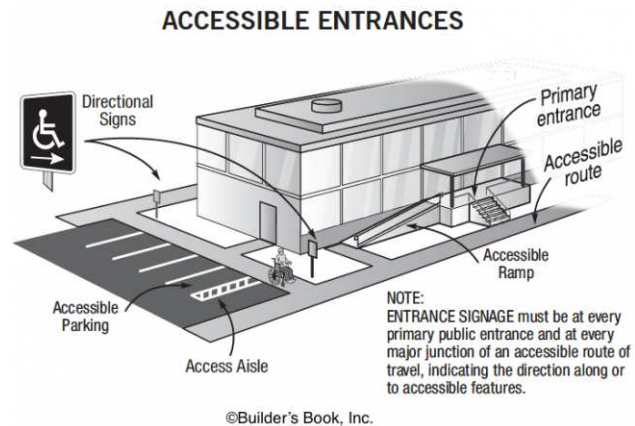
At least one accessible route shall connect accessible buildings, accessible facilities, accessible elements, and accessible spaces that are on the same site.

Citation:

2010 ADAS Section: 206.2.2

As Built:

There is no accessible route provided to the picnic table from basketball court



Baseball Field: Dugouts

Lat/Long: [42.27802, -83.76804]

Finding: 6

There is no accessible route to the baseball field.

At least one accessible route shall connect accessible buildings, accessible facilities, accessible elements, and accessible spaces that are on the same site.

2010 ADAS Section 206.2.2

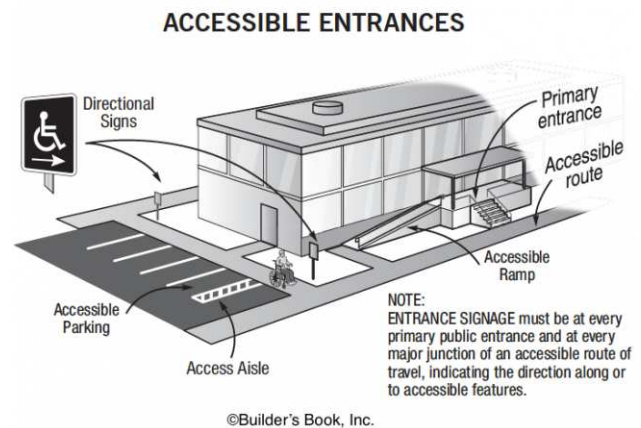
At least one accessible route shall connect accessible buildings, accessible facilities, accessible elements, and accessible spaces that are on the same site.

Citation:

2010 ADAS Section: 206.2.2

As Built:

There is no accessible route provided to the basketball court.



Site Accessibility Evaluation



Ward Park
250 Oakbrook Dr
Ann Arbor, MI 48103
ADA Only

Inspection Date: 07/11/2022

Inspectors: Aileen Dryden, Arturo Pinero, Jesus Lardizabal, Juvelyn Owen, Olaf Brunjes

Prepared By



(512) 410 - 7059

alturalp.com

Report Date: 11/09/2022



DNR Accessibility Grading System for Parks and Recreation Facilities

Accessibility Grade

Definition

1

None of the facilities meet accessibility guidelines

2

Some facilities meet accessibility guidelines

3

Most facilities meet accessibility guidelines

4

The entire park meets accessibility guidelines

5

The entire park was developed using the principles of universal design

Trail System: Trail

Lat/Long: [42.24768, -83.74702]

Finding: 1

The accessible route on the site has running slopes greater than 5 percent and has not been constructed as a ramp (i.e. handrails, edge protection, etc.).

When the slope in the direction of travel of any walk exceeds 1 unit vertical in 20 units horizontal (5-percent slope), it must be constructed as a ramp. Surface cross slopes must not exceed one unit vertical in 48 units horizontal (2-percent slope).

2010 ADAS Section 403.3

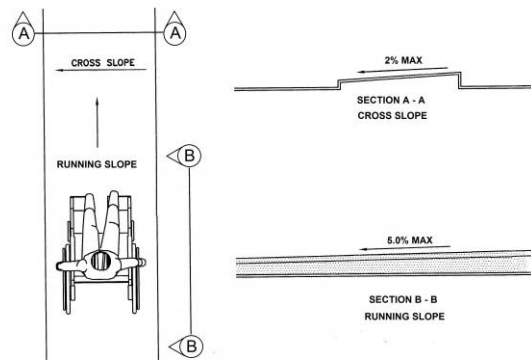
The running slope of walking surfaces shall not be steeper than 1:20. The cross slope of walking surfaces shall not be steeper than 1:48.

Citation:

2010 ADAS Section: 403.3

As Built:

Approximately 30 linear feet of sidewalk has a running slope greater than 5%.



Play Area: Playground

Lat/Long: [42.24809, -83.74771]

Finding: 2

Compliance with ASTM F1951 for accessibility for ground surfaces on accessible routes, clear floor or ground spaces, and turning spaces has not been determined.

Ground surfaces shall comply with ASTM F 1951. Ground surfaces shall be inspected and maintained regularly and frequently to ensure continued compliance with ASTM F 1951.

2010 ADAS Section 1008.2.6.1

Ground surfaces shall comply with ASTM F 1951 (incorporated by reference, see "Referenced Standards" in Chapter 1). Ground surfaces shall be inspected and maintained regularly and frequently to ensure continued compliance with ASTM F 1951.

Citation:

2010 ADAS Section: 1008.2.6.1

As Built:

The play area does not have a compliant ground surface.



Site Accessibility Evaluation



**Waterworks Park
275 EIGHTH ST
Ann Arbor, MI 48104
ADA Only**

Inspection Date: 07/11/2022

Inspectors: Aileen Dryden, Arturo Pinero, Jesus Lardizabal, Juvelyn Owen, Olaf Brunjes

Prepared By



(512) 410 - 7059

alturalp.com

Report Date: 11/09/2022



DNR Accessibility Grading System for Parks and Recreation Facilities

Accessibility Grade

Definition

1

None of the facilities meet accessibility guidelines

2

Some facilities meet accessibility guidelines

3

Most facilities meet accessibility guidelines

4

The entire park meets accessibility guidelines

5

The entire park was developed using the principles of universal design

Trail System: Trail

Lat/Long: [42.27961, -83.75955]

Finding: 1

The path of contains multiple issues and is not accessible.

The path of travel exceeds the maximum allowable cross and running slope requirements. It also contains changes in level and/or gaps that exceed the allowable maximum requirements. The path of travel does not meet the minimum width requirements for clearances, turning spaces, and/or passing spaces. The floor or ground surface is not firm, stable, and slip resistant.

2010 ADAS Section 403.1

Walking surfaces that are a part of an accessible route shall comply with 403.

Citation:

2010 ADAS Section: 403.1

As Built:

The accessible route has running slopes greater than 5% and vertical changes in level greater than 1/2-inch.



Trail System: Trail

Lat/Long: [42.27979, -83.75971]

Wheel: N/A, Direction: W

Finding: 2

The vegetation projects more than 4 inches into the circulation path.

Wall-mounted objects that have leading edges between 27 inches and 80 inches from the floor must not project more than 4 inches into the circulation path. Protruding objects that extend to the floor or within 27 inches of the floor are cane detectable and are therefore not hazardous. Where it is necessary or desirable to have objects protrude from the wall, a manner of cane detection must be provided.

2010 ADAS Section 307.2

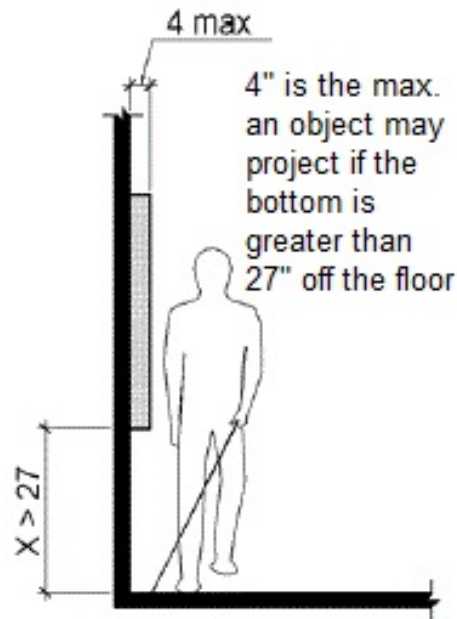
Objects with leading edges more than 27 inches (685 mm) and not more than 80 inches (2030 mm) above the finish floor or ground shall protrude 4 inches (100 mm) maximum horizontally into the circulation path.

Citation:

2010 ADAS Section: 307.2

As Built:

Vegetation protrudes over the trail more than 4 inches



Trail System: Trail

Lat/Long: [42.27993, -83.75936]

Finding: 3

The path of contains multiple issues and is not accessible.

The path of travel exceeds the maximum allowable cross and running slope requirements. It also contains changes in level and/or gaps that exceed the allowable maximum requirements. The path of travel does not meet the minimum width requirements for clearances, turning spaces, and/or passing spaces. The floor or ground surface is not firm, stable, and slip resistant.

2010 ADAS Section 403.1

Walking surfaces that are a part of an accessible route shall comply with 403.

Citation:

2010 ADAS Section: 403.1

As Built:

The accessible route has running slopes greater than 5% and vertical changes in level greater than 1/2-inch.



Trail System: Trail

Lat/Long: [42.27971, -83.75907]

Finding: 4

The accessible route has running slopes greater than 5% and has not been constructed as a ramp (i.e. handrails, edge protection, etc.). Cross slopes are greater than 2% across the width of the walk.

When the slope in the direction of travel of any walk exceeds 1 unit vertical in 20 units horizontal (5-percent slope), it must be constructed as a ramp. Surface cross slopes must not exceed 1 unit vertical in 48 units horizontal (2-percent slope).

2010 ADAS Section 403.3

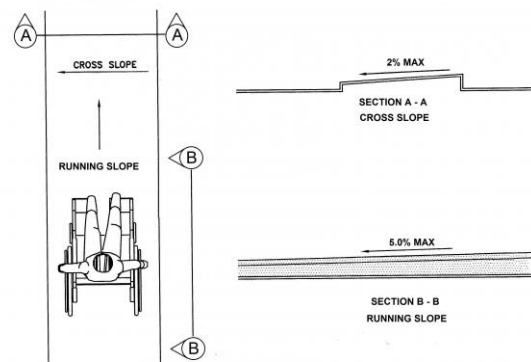
The running slope of walking surfaces shall not be steeper than 1:20. The cross slope of walking surfaces shall not be steeper than 1:48.

Citation:

2010 ADAS Section: 403.3

As Built:

The accessible route has running slopes greater than 5% and cross slopes greater than 2%.



Trail System: Trail

Lat/Long: [42.27962, -83.75893]

Finding: 5

The accessible path of travel has cross slopes greater than 2%.

Surface cross slopes shall not exceed one unit vertical in 48 units horizontal (2-percent slope). When the slope in the direction of travel of any walk exceeds 1 unit vertical in 20 units horizontal (5-percent slope), it must be constructed as a ramp.

2010 ADAS Section 403.3

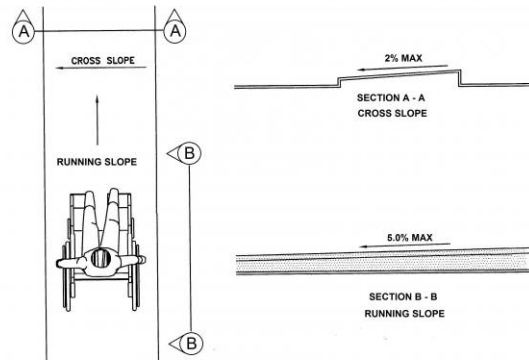
The running slope of walking surfaces shall not be steeper than 1:20. The cross slope of walking surfaces shall not be steeper than 1:48.

Citation:

2010 ADAS Section: 403.3

As Built:

The accessible route has cross slopes greater than 2%



Trail System: Trail

Lat/Long: [42.27932, -83.75948]

Finding: 6

The clear floor space required at the element is not flat (2% or 1:48 maximum slope) in all directions.

Changes in level are not permitted at required clear floor or ground space except that slopes not steeper than 1:48 shall be permitted.

2010 ADAS Section 305.2

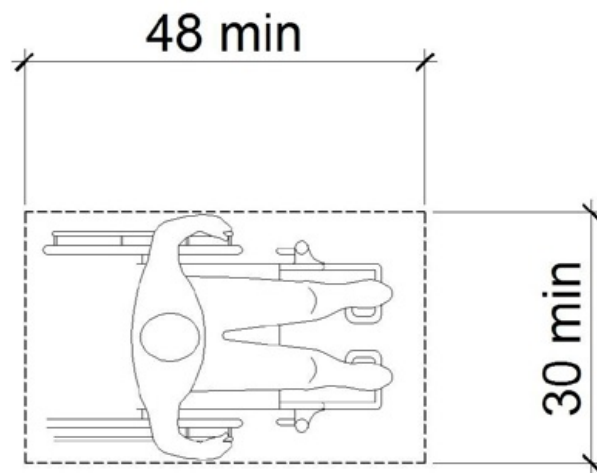

Floor or ground surfaces of a clear floor or ground space shall comply with 302. Changes in level are not permitted.

Citation:

2010 ADAS Section: 305.2

As Built:

Clear floor space at accessible picnic table has a slope of 3%



Trail System: Trail

Lat/Long: [42.27953, -83.75945]

Finding: 7

The accessible path of travel has cross slopes greater than 2%.

Surface cross slopes shall not exceed one unit vertical in 48 units horizontal (2-percent slope). When the slope in the direction of travel of any walk exceeds 1 unit vertical in 20 units horizontal (5-percent slope), it must be constructed as a ramp.

2010 ADAS Section 403.3

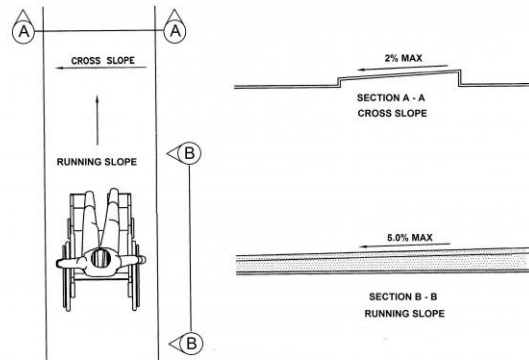
The running slope of walking surfaces shall not be steeper than 1:20. The cross slope of walking surfaces shall not be steeper than 1:48.

Citation:

2010 ADAS Section: 403.3

As Built:

Path leading to accessible table has a cross slope of up to 11%



Green Space: Picnic Area

Lat/Long: [42.27999, -83.75936]

Finding: 8

There is no accessible route to the element.

At least one accessible route shall connect accessible buildings, accessible facilities, accessible elements, and accessible spaces that are on the same site.

2010 ADAS Section 206.2.2

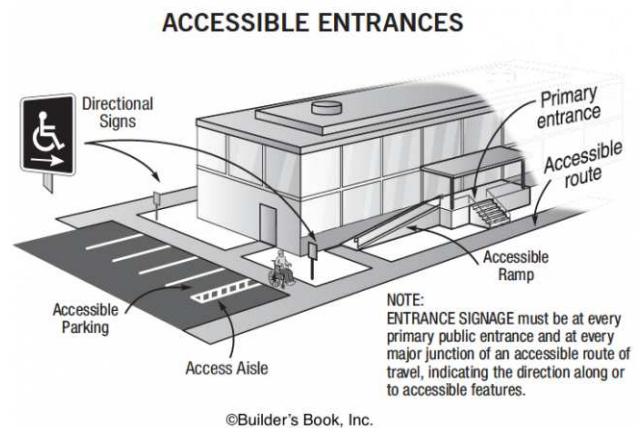
At least one accessible route shall connect accessible buildings, accessible facilities, accessible elements, and accessible spaces that are on the same site.

Citation:

2010 ADAS Section: 206.2.2

As Built:

There is no accessible route provided to the grill.



Play Area: Playground

Lat/Long: [42.2799, -83.7594]

Finding: 9

Compliance with ASTM F1951 for accessibility for ground surfaces on accessible routes, clear floor or ground spaces, and turning spaces has not been determined.

Ground surfaces shall comply with ASTM F 1951. Ground surfaces shall be inspected and maintained regularly and frequently to ensure continued compliance with ASTM F 1951.

2010 ADAS Section 1008.2.6.1

Ground surfaces shall comply with ASTM F 1951 (incorporated by reference, see "Referenced Standards" in Chapter 1). Ground surfaces shall be inspected and maintained regularly and frequently to ensure continued compliance with ASTM F 1951.

Citation:

2010 ADAS Section: 1008.2.6.1

As Built:

The play area ground surface is not compliant; the surface is not firm, stable, and slip resistant.



Play Area: Playground

Lat/Long: [42.27971, -83.75925]

Finding: 10

There is no accessible route to the picnic table.

At least one accessible route shall connect accessible buildings, accessible facilities, accessible elements, and accessible spaces that are on the same site.

2010 ADAS Section 206.2.2

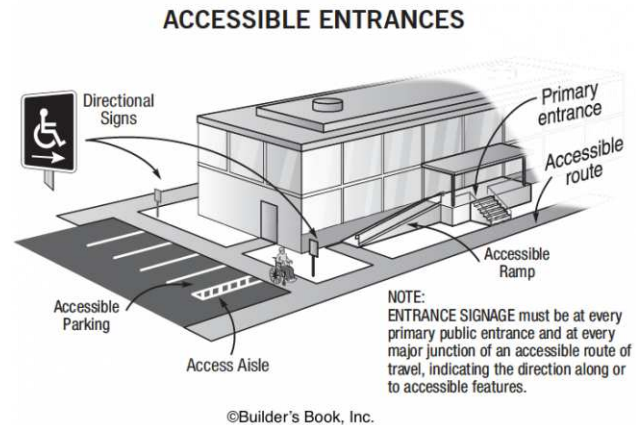
At least one accessible route shall connect accessible buildings, accessible facilities, accessible elements, and accessible spaces that are on the same site.

Citation:

2010 ADAS Section: 206.2.2

As Built:

There is no accessible route provided to the picnic table; at least 5% of the picnic tables must be accessible and on an accessible route.



Play Area: Large Playground

Lat/Long: [42.27979, -83.75957]

Finding: 11 - Playground entry

The walkway contains abrupt vertical edges and/or variations over a 1/2 inch.

1/4 inch is the maximum vertical rise. Changes in level between 1/4 inch and 1/2 inch must be beveled at 1:2 or less.

Changes in level greater than 1/2 inch must be by way of a ramp.

2010 ADAS Section 303.3

Changes in level between 1/4 inch (6.4 mm) high minimum and 1/2 inch (13 mm) high maximum shall be beveled with a slope not steeper than 1:2.

2010 ADAS Section 303.2

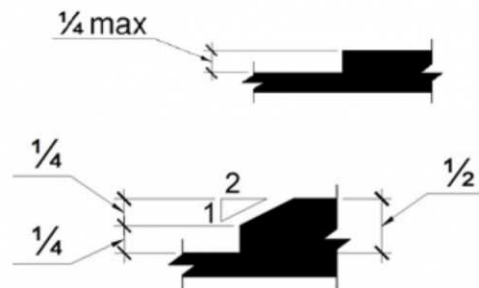
Changes in level of 1/4 inch (6.4 mm) high maximum shall be permitted to be vertical.

Citation:

2010 ADAS Section: 303.3, 303.2

As Built:

The play area entrance has a vertical change in level greater than 1/2-inch which requires a ramp.



Play Area: Large Playground

Lat/Long: [42.2796, -83.75958]

Finding: 12 - sand box route

There is no accessible route to the element.

At least one accessible route shall connect accessible buildings, accessible facilities, accessible elements, and accessible spaces that are on the same site.

2010 ADAS Section 206.2.2

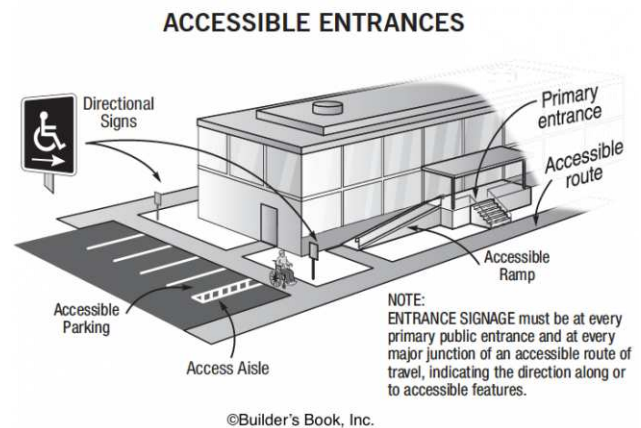
At least one accessible route shall connect accessible buildings, accessible facilities, accessible elements, and accessible spaces that are on the same site.

Citation:

2010 ADAS Section: 206.2.2

As Built:

There is no accessible route provided to the sand box.



Site Accessibility Evaluation



Waymarket Park
2995 SIGNATURE BLVD
Ann Arbor, MI 48104
ADA Only

Inspection Date: 07/11/2022

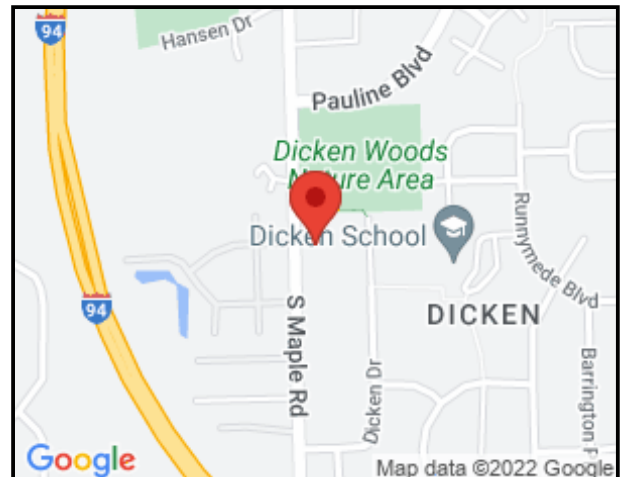
Inspectors: Aileen Dryden, Arturo Pinero, Jesus Lardizabal, Juvelyn Owen, Olaf Brunjes

Prepared By



(512) 410 - 7059
alturalp.com

Report Date: 11/09/2022



DNR Accessibility Grading System for Parks and Recreation Facilities

Accessibility Grade

Definition

1

None of the facilities meet accessibility guidelines

2

Some facilities meet accessibility guidelines

3

Most facilities meet accessibility guidelines

4

The entire park meets accessibility guidelines

5

The entire park was developed using the principles of universal design

Trail System: Trail

Lat/Long: [42.24082, -83.75253]

Finding: 1

The accessible route on the site has running slopes greater than 5 percent and has not been constructed as a ramp (i.e. handrails, edge protection, etc.).

When the slope in the direction of travel of any walk exceeds 1 unit vertical in 20 units horizontal (5-percent slope), it must be constructed as a ramp. Surface cross slopes must not exceed one unit vertical in 48 units horizontal (2-percent slope).

2010 ADAS Section 403.3

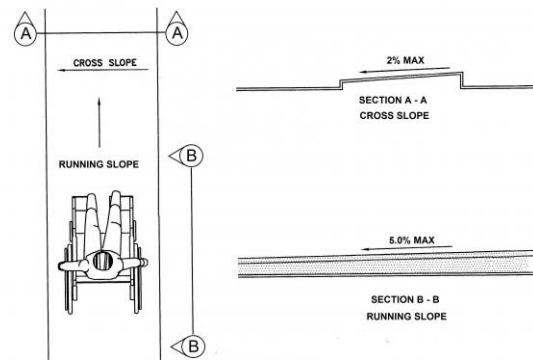
The running slope of walking surfaces shall not be steeper than 1:20. The cross slope of walking surfaces shall not be steeper than 1:48.

Citation:

2010 ADAS Section: 403.3

As Built:

Running slope of trail is 10% and greater



Trail System: Trail

Lat/Long: [42.24075, -83.7519]

Finding: 2

The accessible route on the site has running slopes greater than 5 percent and has not been constructed as a ramp (i.e. handrails, edge protection, etc.).

When the slope in the direction of travel of any walk exceeds 1 unit vertical in 20 units horizontal (5-percent slope), it must be constructed as a ramp. Surface cross slopes must not exceed one unit vertical in 48 units horizontal (2-percent slope).

2010 ADAS Section 403.3

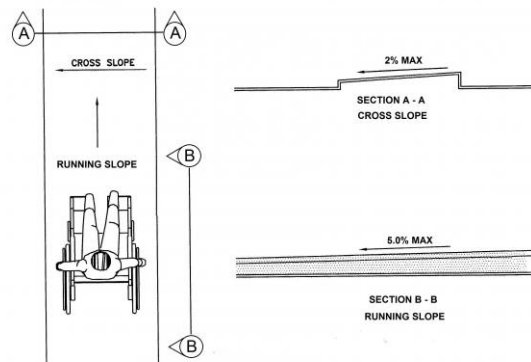
The running slope of walking surfaces shall not be steeper than 1:20. The cross slope of walking surfaces shall not be steeper than 1:48.

Citation:

2010 ADAS Section: 403.3

As Built:

Running slope of trail is 10% and greater



Trail System: Trail

Lat/Long: [42.24136, -83.75261]

Finding: 3

The accessible route contains loose gravel and/or surface materials that do not provide for a stable, firm slip resistant surface.

Floor and ground surfaces shall be stable, firm, and slip resistant.

2010 ADAS Section 302.1

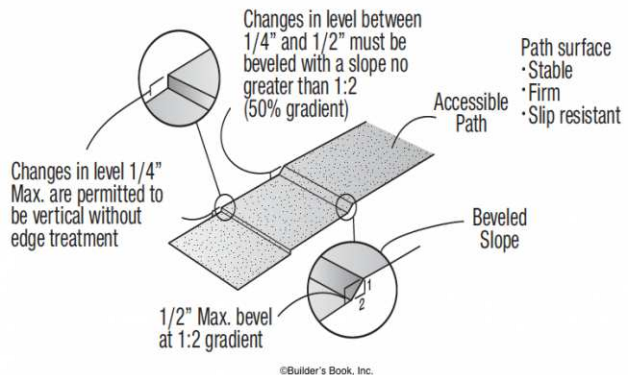
Floor and ground surfaces shall be stable, firm, and slip resistant and shall comply with 302.

Citation:

2010 ADAS Section: 302.1

As Built:

Asphalt is too broken up with vegetation growing between the cracks



Green Space: Picnic Area

Lat/Long: [42.24094, -83.75287]

Finding: 4

The walkway contains abrupt vertical edges and/or variations over a 1/2 inch.

1/4 inch is the maximum vertical rise. Changes in level between 1/4 inch and 1/2 inch must be beveled at 1:2 or less.

Changes in level greater than 1/2 inch must be by way of a ramp.

2010 ADAS Section 303.3

Changes in level between 1/4 inch (6.4 mm) high minimum and 1/2 inch (13 mm) high maximum shall be beveled with a slope not steeper than 1:2.

2010 ADAS Section 303.2

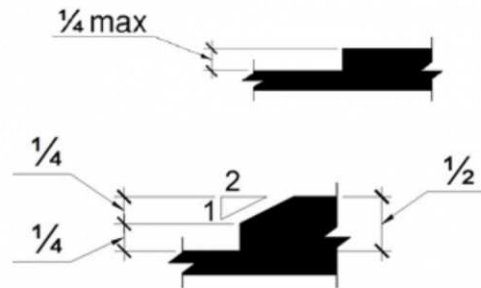
Changes in level of 1/4 inch (6.4 mm) high maximum shall be permitted to be vertical.

Citation:

2010 ADAS Section: 303.3, 303.2

As Built:

Vegetation between asphalt and concrete create a vertical change in level greater than 1/2-inch.



Green Space: Picnic Area

Lat/Long: [42.24144, -83.75242]

Finding: 5

The clear floor space required at the element is not flat (2% or 1:48 maximum slope) in all directions.

Changes in level are not permitted at required clear floor or ground space except that slopes not steeper than 1:48 shall be permitted.

2010 ADAS Section 305.2

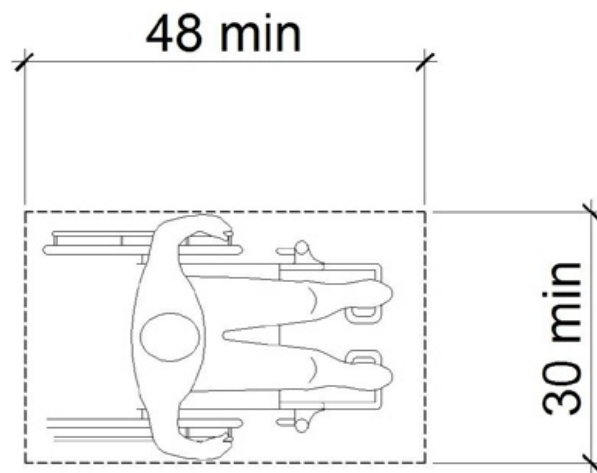
Floor or ground surfaces of a clear floor or ground space shall comply with 302. Changes in level are not permitted.

Citation:

2010 ADAS Section: 305.2

As Built:

Table clear floor space has a slope of up to 4%



Play Area: Play Area

Lat/Long: [42.2408, -83.75263]

Finding: 6

There is no accessible route to the element.

At least one accessible route shall connect accessible buildings, accessible facilities, accessible elements, and accessible spaces that are on the same site.

2010 ADAS Section 206.2.2

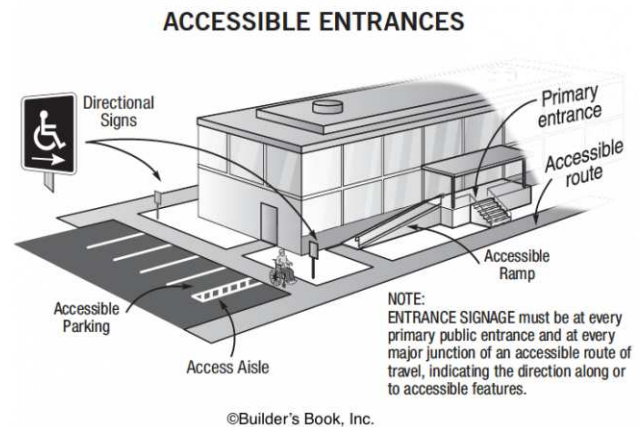
At least one accessible route shall connect accessible buildings, accessible facilities, accessible elements, and accessible spaces that are on the same site.

Citation:

2010 ADAS Section: 206.2.2

As Built:

There is no accessible route to play area; route to the play area has a vertical change in level greater than 1/2-inch which requires a ramp.



Play Area: Sand Pit

Lat/Long: [42.24076, -83.75301]

Finding: 7

There is no accessible route to the element.

At least one accessible route shall connect accessible buildings, accessible facilities, accessible elements, and accessible spaces that are on the same site.

2010 ADAS Section 206.2.2

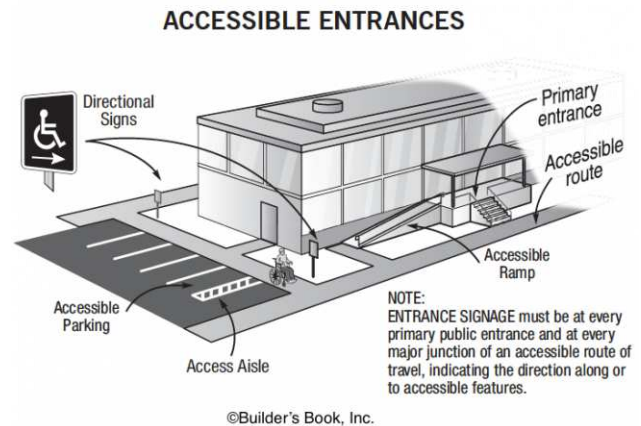
At least one accessible route shall connect accessible buildings, accessible facilities, accessible elements, and accessible spaces that are on the same site.

Citation:

2010 ADAS Section: 206.2.2

As Built:

There is no accessible route to the sand pit.



Site Accessibility Evaluation



Wellington Park
500 BRUCE ST
Old Fourth Ward, MI 48104
ADA Only

Inspection Date: 05/11/2022

Inspectors: Aileen Dryden, Arturo Pinero, Jesus Lardizabal, Juvelyn Owen, Olaf Brunjes

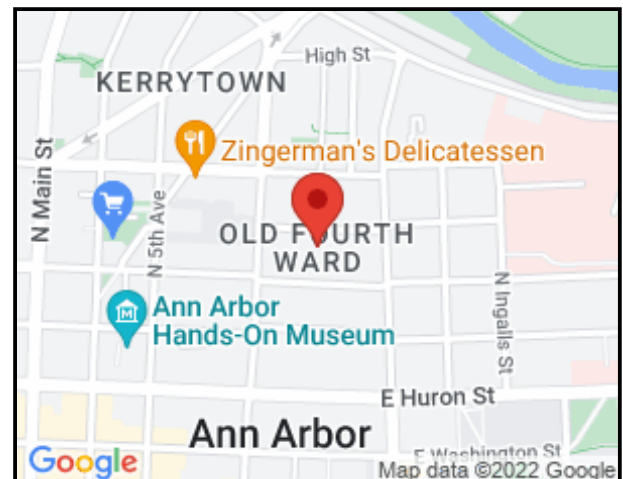
Prepared By



(512) 410 - 7059

alturalp.com

Report Date: 11/09/2022



DNR Accessibility Grading System for Parks and Recreation Facilities

Accessibility Grade

Definition

1

None of the facilities meet accessibility guidelines

2

Some facilities meet accessibility guidelines

3

Most facilities meet accessibility guidelines

4

The entire park meets accessibility guidelines

5

The entire park was developed using the principles of universal design

Green Space: Little Library

Lat/Long: [42.28757, -83.77245]

Finding: 1

There is no accessible route to the element.

At least one accessible route shall connect accessible buildings, accessible facilities, accessible elements, and accessible spaces that are on the same site.

2010 ADAS Section 206.2.2

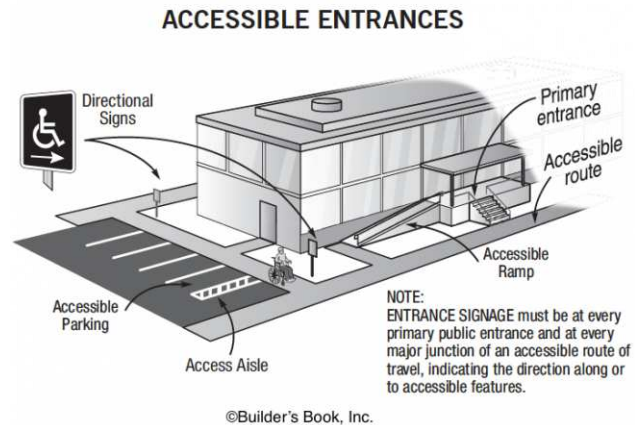
At least one accessible route shall connect accessible buildings, accessible facilities, accessible elements, and accessible spaces that are on the same site.

Citation:

2010 ADAS Section: 206.2.2

As Built:

There is no accessible route to little library; the little library is not within reach range from the accessible route.



Play Area: Playground

Lat/Long: [42.28744, -83.77245]

Finding: 2

The entry point or seat is not within the compliant range above the ground.

Were play components require transfer to entry points or seats, the entry points or seats shall be 11 inches minimum and 24 inches maximum from the clear floor or ground space.

2010 ADAS Section 1008.4.4

Where play components require transfer to entry points or seats, the entry points or seats shall be 11 inches (280 mm) minimum and 24 inches (610 mm) maximum from the clear floor or ground space.

Citation:

2010 ADAS Section: 1008.4.4

As Built:

Swings seats are 30" above the ground



Play Area: Sandbox

Lat/Long: [42.28738, -83.77247]

Finding: 3

There is no accessible route to the sandbox.

At least one accessible route shall connect accessible buildings, accessible facilities, accessible elements, and accessible spaces that are on the same site.

2010 ADAS Section 206.2.2

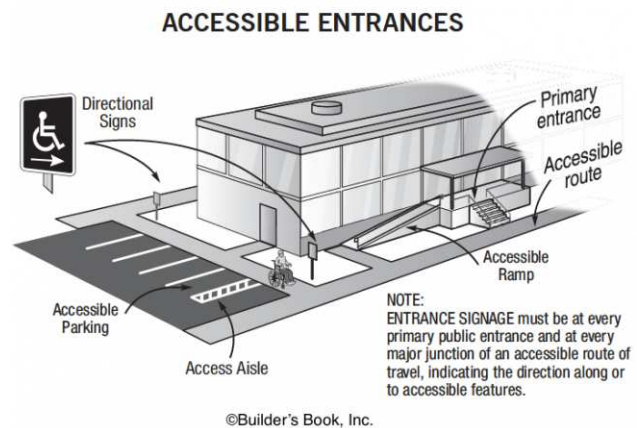
At least one accessible route shall connect accessible buildings, accessible facilities, accessible elements, and accessible spaces that are on the same site.

Citation:

2010 ADAS Section: 206.2.2

As Built:

There is no accessible route provided to the sandbox



Play Area: Playground

Lat/Long: [42.28728, -83.77254]

Finding: 4

Compliance with ASTM F1951 for accessibility for ground surfaces on accessible routes, clear floor or ground spaces, and turning spaces has not been determined.

Ground surfaces shall comply with ASTM F 1951. Ground surfaces shall be inspected and maintained regularly and frequently to ensure continued compliance with ASTM F 1951.

2010 ADAS Section 1008.2.6.1

Ground surfaces shall comply with ASTM F 1951 (incorporated by reference, see "Referenced Standards" in Chapter 1). Ground surfaces shall be inspected and maintained regularly and frequently to ensure continued compliance with ASTM F 1951.

Citation:

2010 ADAS Section: 1008.2.6.1

As Built:

Play area ground surface is not compliant; ground surface is not firm, stable, and slip resistant.



Play Area: Playground

Lat/Long: [42.28741, -83.77238]

Finding: 5

The walkway contains changes in level greater than a 1/2 inch high that should be ramped.

Changes in level greater than 1/2 inch high shall be constructed as a ramp or curb ramp.

2010 ADAS Section 303.4

Changes in level greater than 1/2 inch (13 mm) high shall be ramped, and shall comply with 405 or 406.

Citation:

2010 ADAS Section: 303.4

As Built:

The sidewalk contains vertical changes in level greater than 1/2-inch



Site Accessibility Evaluation



West Park
215 CHAPIN ST
Old Fourth Ward, MI 48104
ADA Only
Inspection Date: 07/11/2022

Inspectors: Aileen Dryden, Arturo Pinero, Jesus Lardizabal, Juvelyn Owen, Olaf Brunjes

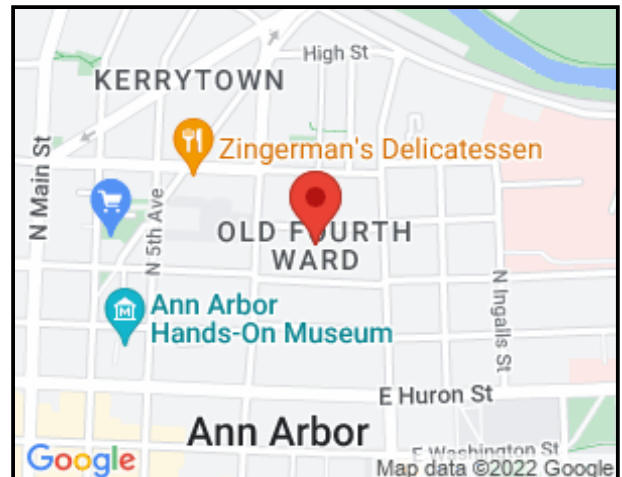
Prepared By



(512) 410 - 7059

alturalp.com

Report Date: 11/09/2022



DNR Accessibility Grading System for Parks and Recreation Facilities

Accessibility Grade

Definition

1

None of the facilities meet accessibility guidelines

2

Some facilities meet accessibility guidelines

3

Most facilities meet accessibility guidelines

4

The entire park meets accessibility guidelines

5

The entire park was developed using the principles of universal design

Parking: Parking Lot

Lat/Long: [42.28276, -83.75375]

Finding: 1

The striping and markings for the accessible parking stall, loading/unloading access aisle are dilapidated and in need of repair and/or maintenance.

*2010 ADAS Section 502.3.3
Access aisles shall be marked so as to discourage parking in them.*

Citation:

2010 ADAS Section: 502.3.3

As Built:

The accessible parking spaces are not properly marked; existing markings are faded.



Trail System: Trail

Lat/Long: [42.28342, -83.75579]

Finding: 2

The accessible route contains loose gravel and/or surface materials that do not provide for a stable, firm slip resistant surface.

Floor and ground surfaces shall be stable, firm, and slip resistant.

2010 ADAS Section 302.1

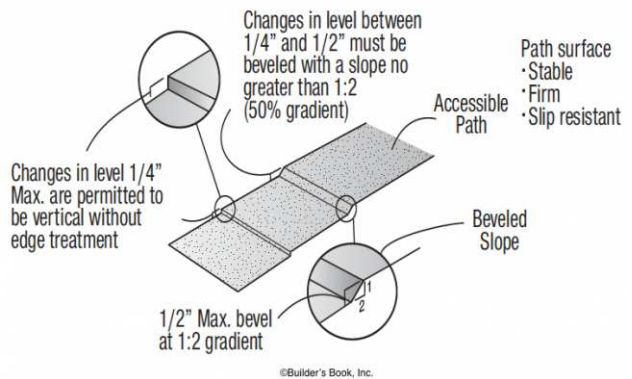
Floor and ground surfaces shall be stable, firm, and slip resistant and shall comply with 302.

Citation:

2010 ADAS Section: 302.1

As Built:

The trail surface is damaged and not accessible, with vertical changes in level and openings greater than 1/2-inch.



Trail System: Trail

Lat/Long: [42.28442, -83.75784]

Finding: 3

The accessible route on the site has running slopes greater than 5 percent and has not been constructed as a ramp (i.e. handrails, edge protection, etc.).

When the slope in the direction of travel of any walk exceeds 1 unit vertical in 20 units horizontal (5-percent slope), it must be constructed as a ramp. Surface cross slopes must not exceed one unit vertical in 48 units horizontal (2-percent slope).

2010 ADAS Section 403.3

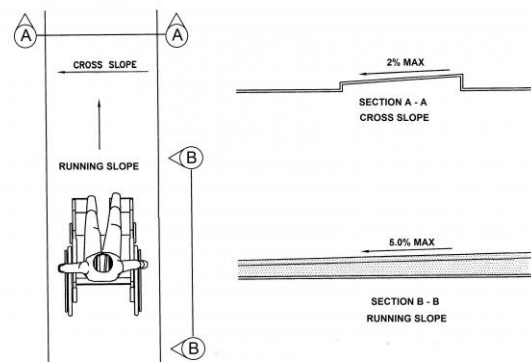
The running slope of walking surfaces shall not be steeper than 1:20. The cross slope of walking surfaces shall not be steeper than 1:48.

Citation:

2010 ADAS Section: 403.3

As Built:

The trail has running slopes greater than 5%



Trail System: Trail

Lat/Long: [42.28442, -83.75851]

Finding: 4

The tree projects more than 4 inches into the circulation path.

Wall-mounted objects that have leading edges between 27 inches and 80 inches from the floor must not project more than 4 inches into the circulation path. Protruding objects that extend to the floor or within 27 inches of the floor are cane detectable and are therefore not hazardous. Where it is necessary or desirable to have objects protrude from the wall, a manner of cane detection must be provided.

2010 ADAS Section 307.2

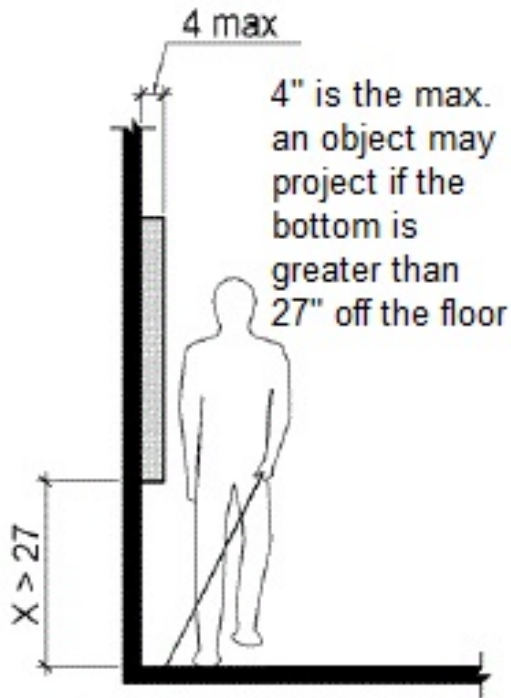
Objects with leading edges more than 27 inches (685 mm) and not more than 80 inches (2030 mm) above the finish floor or ground shall protrude 4 inches (100 mm) maximum horizontally into the circulation path.

Citation:

2010 ADAS Section: 307.2

As Built:

The tree branches protrude more than 4 inches into the sidewalk between 27 and 80 inches high.



Trail System: Trail

Lat/Long: [42.2842, -83.75711]

Finding: 5

The path of contains multiple issues and is not accessible.

The path of travel exceeds the maximum allowable cross and running slope requirements. It also contains changes in level and/or gaps that exceed the allowable maximum requirements. The path of travel does not meet the minimum width requirements for clearances, turning spaces, and/or passing spaces. The floor or ground surface is not firm, stable, and slip resistant.

2010 ADAS Section 403.1

Walking surfaces that are a part of an accessible route shall comply with 403.

Citation:

2010 ADAS Section: 403.1

As Built:

There are cracks on the trail that creates vertical changes in level greater than 1/4-inch and/or openings greater than 1/2-inch.



Trail System: Trail

Lat/Long: [42.2842, -83.75711]

Finding: 6

The path of contains multiple issues and is not accessible.

The path of travel exceeds the maximum allowable cross and running slope requirements. It also contains changes in level and/or gaps that exceed the allowable maximum requirements. The path of travel does not meet the minimum width requirements for clearances, turning spaces, and/or passing spaces. The floor or ground surface is not firm, stable, and slip resistant.

2010 ADAS Section 403.1

Walking surfaces that are a part of an accessible route shall comply with 403.

Citation:

2010 ADAS Section: 403.1

As Built:

There are cracks on the trail that creates vertical changes in level greater than 1/4-inch and/or openings greater than 1/2-inch.



Trail System: Trail

Lat/Long: [42.2842, -83.75755]

Finding: 7

The accessible route on the site has running slopes greater than 5 percent and has not been constructed as a ramp (i.e. handrails, edge protection, etc.).

When the slope in the direction of travel of any walk exceeds 1 unit vertical in 20 units horizontal (5-percent slope), it must be constructed as a ramp. Surface cross slopes must not exceed one unit vertical in 48 units horizontal (2-percent slope).

2010 ADAS Section 403.3

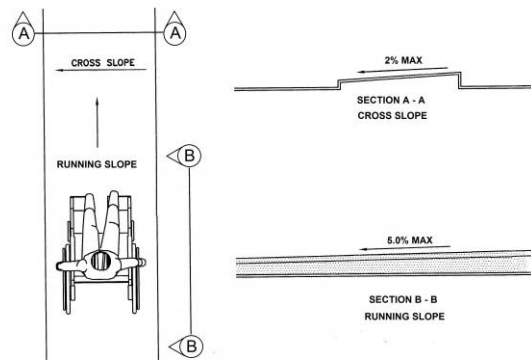
The running slope of walking surfaces shall not be steeper than 1:20. The cross slope of walking surfaces shall not be steeper than 1:48.

Citation:

2010 ADAS Section: 403.3

As Built:

The trail has running slopes of 6.5% or greater.



Trail System: Trail

Lat/Long: [42.28431, -83.75754]

Finding: 8

The route contains openings greater than 1/2 inch.

Openings in floor or ground surfaces shall not allow passage of a sphere more than 1/2 inch diameter. Elongated openings shall be placed so that the long dimension is perpendicular to the dominant direction of travel.

2010 ADAS Section 302.3

Openings in floor or ground surfaces shall not allow passage of a sphere more than 1/2 inch (13 mm) diameter except as allowed in 407.4.3, 409.4.3, 410.4, 810.5.3 and 810.10. Elongated openings shall be placed so that the long dimension is perpendicular to the dominant direction of travel.

Citation:

2010 ADAS Section: 302.3

As Built:

The trail has openings greater than 1/2-inch



Trail System: Trail

Lat/Long: [42.28528, -83.75878]

Finding: 9

The route contains openings greater than 1/2 inch.

Openings in floor or ground surfaces shall not allow passage of a sphere more than 1/2 inch diameter. Elongated openings shall be placed so that the long dimension is perpendicular to the dominant direction of travel.

2010 ADAS Section 302.3

Openings in floor or ground surfaces shall not allow passage of a sphere more than 1/2 inch (13 mm) diameter except as allowed in 407.4.3, 409.4.3, 410.4, 810.5.3 and 810.10. Elongated openings shall be placed so that the long dimension is perpendicular to the dominant direction of travel.

Citation:

2010 ADAS Section: 302.3

As Built:

The trail has an opening greater than 1/2-inch where the asphalt and concrete trails meet



Finding #9 Additional Finding Photos



Trail System: Trail

Lat/Long: [42.28245, -83.75739]

Finding: 10

Stairways must have handrails on both sides.

Handrails and their extensions must be between 34 inches and 38 inches above the stair nosing or ground.

The top handrails shall extend a minimum of 12 inches beyond the top nosing and shall be parallel with the floor or ground surface. At the bottom of a stair flight, handrails shall extend at the slope of the stair flight for a horizontal distance at least equal to one tread depth beyond the last riser nosing. Extension shall return to a wall, guard, or the landing surface, or shall be continuous to the handrail of an adjacent stair flight.

The orientation of at least one handrail, including the extension, shall be in the direction of the run of the stair and perpendicular to the direction of the stair nosing. Handrail gripping surfaces with a circular cross section shall have an outside diameter of 1-1/4 inches minimum and 2 inches maximum. Handrail gripping surfaces with a non-circular cross section shall have a perimeter dimension of 4 inches minimum and 6 1/4 inches maximum, and a cross-section dimension of 2-1/4 inches maximum. The hand grip portion of handrails shall have a smooth surface with no sharp corners. Gripping surfaces (top or sides) shall be uninterrupted by newel posts, other construction elements or obstructions. Any wall or other surface adjacent to the handrail shall be free of sharp or abrasive elements. Handrails projecting from a wall shall have a space of 1-1/2 inches minimum between the wall and the handrail.

2010 ADAS Section 505.2

Handrails shall be provided on both sides of stairs and ramps.

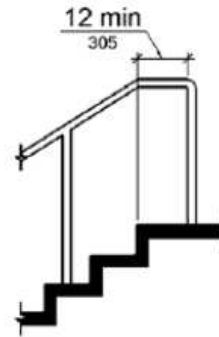
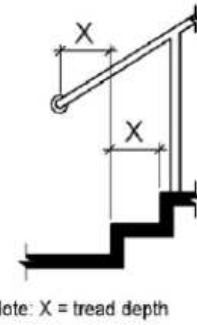
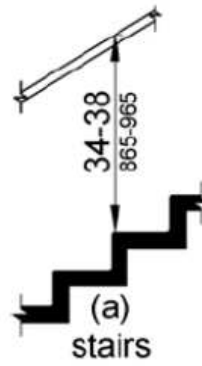
Citation:

2010 ADAS Section: 505.2

As Built:

The stairway is missing accessible handrails

Finding #10 Continued



Trail System: Trail

Lat/Long: [42.28276, -83.7551]

Finding: 11

The walkway contains abrupt vertical edges and/or variations over a 1/2 inch.

1/4 inch is the maximum vertical rise. Changes in level between 1/4 inch and 1/2 inch must be beveled at 1:2 or less.

Changes in level greater than 1/2 inch must be by way of a ramp.

2010 ADAS Section 303.3

Changes in level between 1/4 inch (6.4 mm) high minimum and 1/2 inch (13 mm) high maximum shall be beveled with a slope not steeper than 1:2.

2010 ADAS Section 303.2

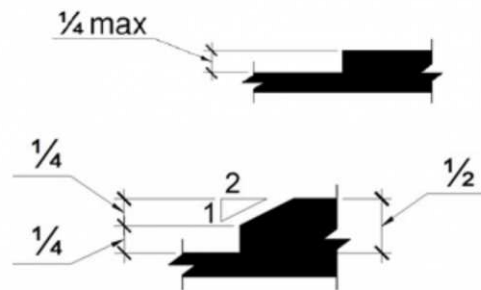
Changes in level of 1/4 inch (6.4 mm) high maximum shall be permitted to be vertical.

Citation:

2010 ADAS Section: 303.3, 303.2

As Built:

There is a 1-inch vertical change in level to cross bridge on both ends



Trail System: Trail

Lat/Long: [42.28281, -83.756]

Finding: 12

The accessible route on the site has running slopes greater than 5 percent and has not been constructed as a ramp (i.e. handrails, edge protection, etc.).

When the slope in the direction of travel of any walk exceeds 1 unit vertical in 20 units horizontal (5-percent slope), it must be constructed as a ramp. Surface cross slopes must not exceed one unit vertical in 48 units horizontal (2-percent slope).

2010 ADAS Section 403.3

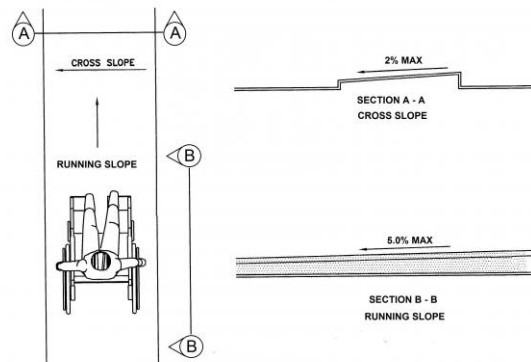
The running slope of walking surfaces shall not be steeper than 1:20. The cross slope of walking surfaces shall not be steeper than 1:48.

Citation:

2010 ADAS Section: 403.3

As Built:

Path past bridge has running short of up to 9%



Trail System: Trail

Lat/Long: [42.2826, -83.75725]

Finding: 13

The vegetation extends down too close to the route of travel.

Any obstruction that overhangs a circulation route must be a minimum of 80 inches above the walking surface as measured from the bottom of the obstruction.

2010 ADAS Section 307.3

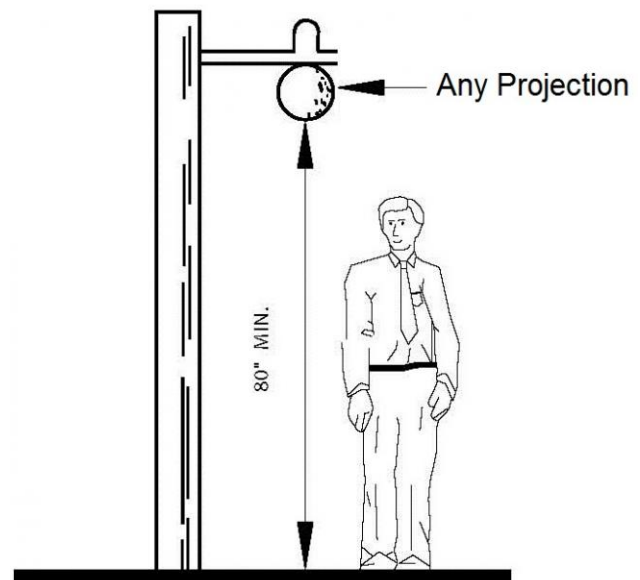
Free-standing objects mounted on posts or pylons shall overhang circulation paths 12 inches (305 mm) maximum when located 27 inches (685 mm) minimum and 80 inches (2030 mm) maximum above the finish floor or ground. Where a sign or other obstruction is mounted between posts or pylons and the clear distance between the posts or pylons is greater than 12 inches (305 mm), the lowest edge of such sign or obstruction shall be 27 inches (685 mm) maximum or 80 inches (2030 mm) minimum above the finish floor or ground.

Citation:

2010 ADAS Section: 307.3

As Built:

There is vegetation protruding more than 4 inches over the bridge



Trail System: Trail

Lat/Long: [42.28366, -83.75618]

Finding: 14 - trail slope

The accessible route on the site has running slopes greater than 5 percent and has not been constructed as a ramp (i.e. handrails, edge protection, etc.).

When the slope in the direction of travel of any walk exceeds 1 unit vertical in 20 units horizontal (5-percent slope), it must be constructed as a ramp. Surface cross slopes must not exceed one unit vertical in 48 units horizontal (2-percent slope).

2010 ADAS Section 403.3

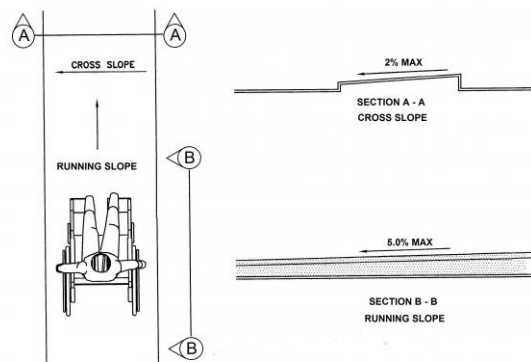
The running slope of walking surfaces shall not be steeper than 1:20. The cross slope of walking surfaces shall not be steeper than 1:48.

Citation:

2010 ADAS Section: 403.3

As Built:

The trail has a running slope greater than 5%



Finding #14 Additional Finding Photos



Trail System: Trail

Lat/Long: [42.28394, -83.75753]

Finding: 15 - trail slope

The accessible route on the site has running slopes greater than 5 percent and has not been constructed as a ramp (i.e. handrails, edge protection, etc.).

When the slope in the direction of travel of any walk exceeds 1 unit vertical in 20 units horizontal (5-percent slope), it must be constructed as a ramp. Surface cross slopes must not exceed one unit vertical in 48 units horizontal (2-percent slope).

2010 ADAS Section 403.3

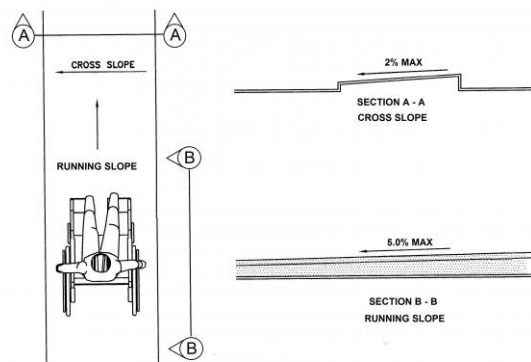
The running slope of walking surfaces shall not be steeper than 1:20. The cross slope of walking surfaces shall not be steeper than 1:48.

Citation:

2010 ADAS Section: 403.3

As Built:

The trail has a running slope greater than 5%



Trail System: Trail

Lat/Long: [42.28411, -83.75761]

Finding: 16 - trail surface opening

The route contains openings greater than 1/2 inch.

Openings in floor or ground surfaces shall not allow passage of a sphere more than 1/2 inch diameter. Elongated openings shall be placed so that the long dimension is perpendicular to the dominant direction of travel.

2010 ADAS Section 302.3

Openings in floor or ground surfaces shall not allow passage of a sphere more than 1/2 inch (13 mm) diameter except as allowed in 407.4.3, 409.4.3, 410.4, 810.5.3 and 810.10. Elongated openings shall be placed so that the long dimension is perpendicular to the dominant direction of travel.

Citation:

2010 ADAS Section: 302.3

As Built:

The trail has an opening greater than 1/2-inch approximately 10 feet long



Trail System: Trail

Lat/Long: [42.28431, -83.75745]

Finding: 17 - trail surface opening

The route contains openings greater than 1/2 inch.

Openings in floor or ground surfaces shall not allow passage of a sphere more than 1/2 inch diameter. Elongated openings shall be placed so that the long dimension is perpendicular to the dominant direction of travel.

2010 ADAS Section 302.3

Openings in floor or ground surfaces shall not allow passage of a sphere more than 1/2 inch (13 mm) diameter except as allowed in 407.4.3, 409.4.3, 410.4, 810.5.3 and 810.10. Elongated openings shall be placed so that the long dimension is perpendicular to the dominant direction of travel.

Citation:

2010 ADAS Section: 302.3

As Built:

The trail has an opening greater than 1/2-inch approximately 10 feet long



Trail System: Trail

Lat/Long: [42.28436, -83.75745]

Finding: 18 - trail surface opening

The route contains openings greater than 1/2 inch.

Openings in floor or ground surfaces shall not allow passage of a sphere more than 1/2 inch diameter. Elongated openings shall be placed so that the long dimension is perpendicular to the dominant direction of travel.

2010 ADAS Section 302.3

Openings in floor or ground surfaces shall not allow passage of a sphere more than 1/2 inch (13 mm) diameter except as allowed in 407.4.3, 409.4.3, 410.4, 810.5.3 and 810.10. Elongated openings shall be placed so that the long dimension is perpendicular to the dominant direction of travel.

Citation:

2010 ADAS Section: 302.3

As Built:

The trail has an opening greater than 1/2-inch approximately 10 feet long



Trail System: Trail

Lat/Long: [42.28245, -83.75739]

Finding: 19

The stairway contains open risers.

Open risers are not permitted.

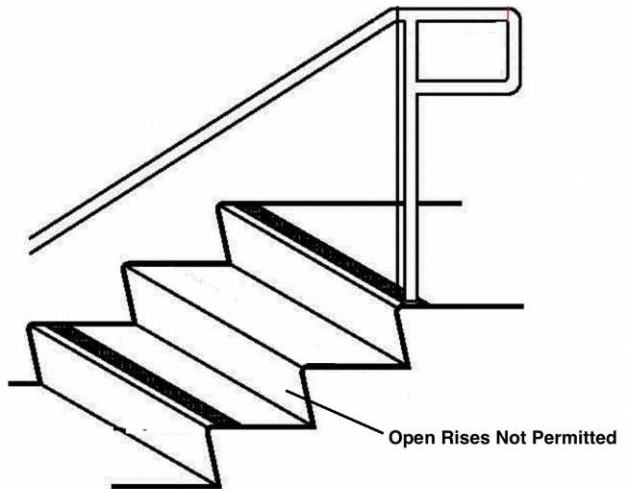
*2010 ADAS Section 504.3
Open risers are not permitted.*

Citation:

2010 ADAS Section: 504.3

As Built:

The exterior stairs have open risers which are not permitted.



Finding #19 Additional Finding Photos



Green Space: Drinking Fountain

Lat/Long: [42.28349, -83.75452]

Finding: 20

The drinking fountain is not on an accessible route of travel.

2010 ADAS Section 206.2.4

At least one accessible route shall connect accessible building or facility entrances with all accessible spaces and elements within the building or facility which are otherwise connected by a circulation path unless exempted by 206.2.3 Exceptions 1 through 7.

Citation:

2010 ADAS Section: 206.2.4

As Built:

There is no accessible route provided to the drinking fountain



Green Space: Picnic Area

Lat/Long: [42.28412, -83.75709]

Finding: 21

There is no accessible route to the element.

At least one accessible route shall connect accessible buildings, accessible facilities, accessible elements, and accessible spaces that are on the same site.

2010 ADAS Section 206.2.2

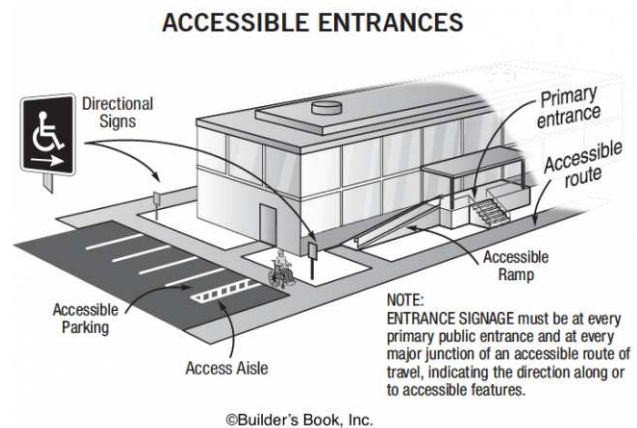
At least one accessible route shall connect accessible buildings, accessible facilities, accessible elements, and accessible spaces that are on the same site.

Citation:

2010 ADAS Section: 206.2.2

As Built:

There is no accessible route provided to the picnic table.



Green Space: Picnic Area

Lat/Long: [42.28411, -83.75668]

Finding: 22

There is no accessible route to the element.

At least one accessible route shall connect accessible buildings, accessible facilities, accessible elements, and accessible spaces that are on the same site.

2010 ADAS Section 206.2.2

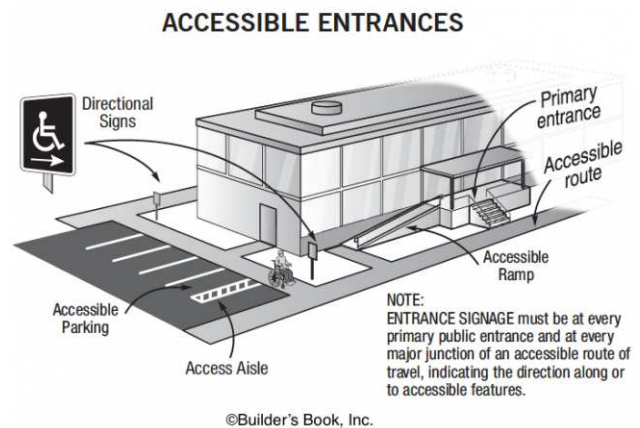
At least one accessible route shall connect accessible buildings, accessible facilities, accessible elements, and accessible spaces that are on the same site.

Citation:

2010 ADAS Section: 206.2.2

As Built:

There is no accessible route provided to the grill.



Play Area: Sand Pit

Lat/Long: [42.28256, -83.75386]

Finding: 23

There is no accessible route to the element.

At least one accessible route shall connect accessible buildings, accessible facilities, accessible elements, and accessible spaces that are on the same site.

2010 ADAS Section 206.2.2

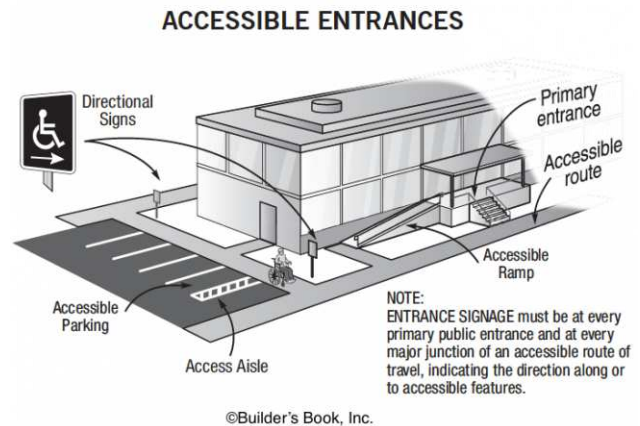
At least one accessible route shall connect accessible buildings, accessible facilities, accessible elements, and accessible spaces that are on the same site.

Citation:

2010 ADAS Section: 206.2.2

As Built:

There is no accessible route provided to the sand pit.



Basketball Court: Route

Lat/Long: [42.28341, -83.75443]

Finding: 24 - basketball route

There is no accessible route to the element.

At least one accessible route shall connect accessible buildings, accessible facilities, accessible elements, and accessible spaces that are on the same site.

2010 ADAS Section 206.2.2

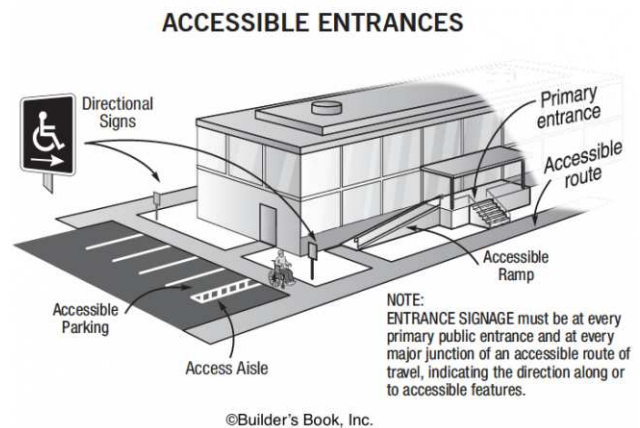
At least one accessible route shall connect accessible buildings, accessible facilities, accessible elements, and accessible spaces that are on the same site.

Citation:

2010 ADAS Section: 206.2.2

As Built:

There is no accessible route provided to the basketball court.



Tennis Court: Entrance

Lat/Long: [42.28209, -83.75546]

Finding: 25

There is no accessible route to the picnic table.

At least one accessible route shall connect accessible buildings, accessible facilities, accessible elements, and accessible spaces that are on the same site.

2010 ADAS Section 206.2.2

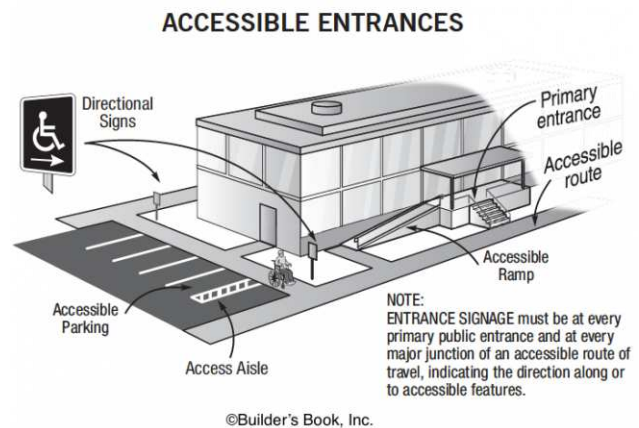
At least one accessible route shall connect accessible buildings, accessible facilities, accessible elements, and accessible spaces that are on the same site.

Citation:

2010 ADAS Section: 206.2.2

As Built:

There is no accessible route provided to the picnic area by the basketball court.



Tennis Court: Entrance

Lat/Long: [42.28215, -83.75539]

Finding: 26

There is no accessible route to the tennis court.

At least one accessible route shall connect accessible buildings, accessible facilities, accessible elements, and accessible spaces that are on the same site.

2010 ADAS Section 206.2.2

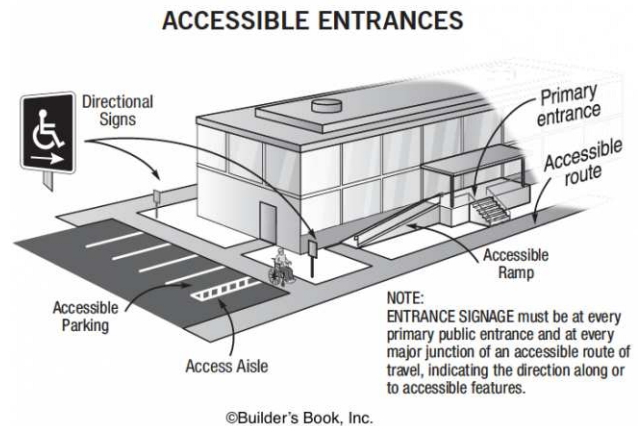
At least one accessible route shall connect accessible buildings, accessible facilities, accessible elements, and accessible spaces that are on the same site.

Citation:

2010 ADAS Section: 206.2.2

As Built:

There is no accessible route to the tennis court.



Tennis Court: Entrance

Lat/Long: [42.28215, -83.75539]

Finding: 27

There is no accessible route to the grill.

At least one accessible route shall connect accessible buildings, accessible facilities, accessible elements, and accessible spaces that are on the same site.

2010 ADAS Section 206.2.2

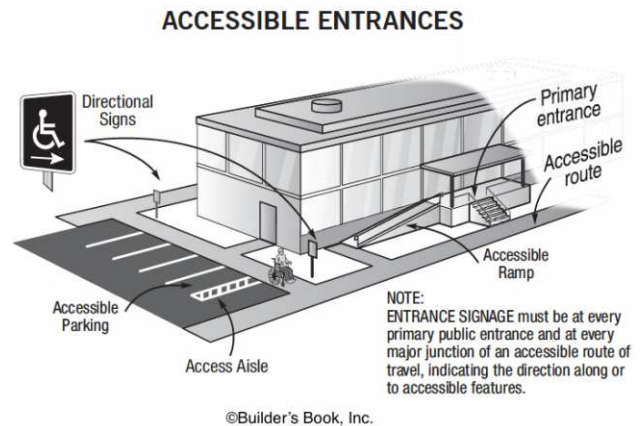
At least one accessible route shall connect accessible buildings, accessible facilities, accessible elements, and accessible spaces that are on the same site.

Citation:

2010 ADAS Section: 206.2.2

As Built:

There is no accessible route to the grill.



Tennis Court: Entrance

Lat/Long: [42.2834, -83.75496]

Finding: 28

Stairways must have handrails on both sides.

Handrails and their extensions must be between 34 inches and 38 inches above the stair nosing or ground.

The top handrails shall extend a minimum of 12 inches beyond the top nosing and shall be parallel with the floor or ground surface. At the bottom of a stair flight, handrails shall extend at the slope of the stair flight for a horizontal distance at least equal to one tread depth beyond the last riser nosing. Extension shall return to a wall, guard, or the landing surface, or shall be continuous to the handrail of an adjacent stair flight.

The orientation of at least one handrail, including the extension, shall be in the direction of the run of the stair and perpendicular to the direction of the stair nosing. Handrail gripping surfaces with a circular cross section shall have an outside diameter of 1-1/4 inches minimum and 2 inches maximum. Handrail gripping surfaces with a non-circular cross section shall have a perimeter dimension of 4 inches minimum and 6 1/4 inches maximum, and a cross-section dimension of 2-1/4 inches maximum. The hand grip portion of handrails shall have a smooth surface with no sharp corners. Gripping surfaces (top or sides) shall be uninterrupted by newel posts, other construction elements or obstructions. Any wall or other surface adjacent to the handrail shall be free of sharp or abrasive elements. Handrails projecting from a wall shall have a space of 1-1/2 inches minimum between the wall and the handrail.

2010 ADAS Section 505.2

Handrails shall be provided on both sides of stairs and ramps.

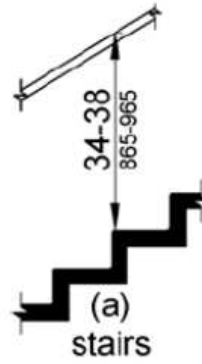
Citation:

2010 ADAS Section: 505.2

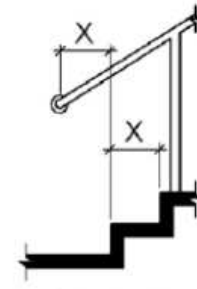
As Built:

The stairway is missing accessible handrails

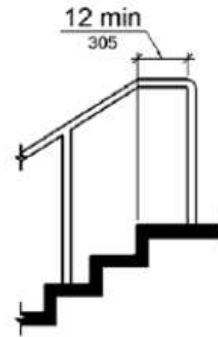
Finding #28 Continued



(a)
stairs



Note: X = tread depth



Baseball Field: Seating

Lat/Long: [42.2841, -83.75462]

Finding: 29

There is no accessible route to the element.

At least one accessible route shall connect accessible buildings, accessible facilities, accessible elements, and accessible spaces that are on the same site.

2010 ADAS Section 206.2.2

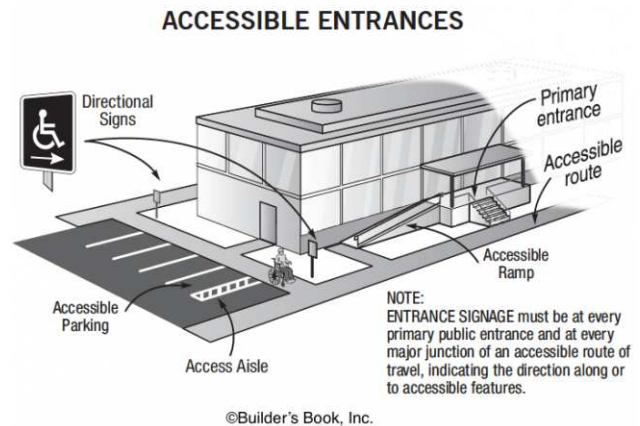
At least one accessible route shall connect accessible buildings, accessible facilities, accessible elements, and accessible spaces that are on the same site.

Citation:

2010 ADAS Section: 206.2.2

As Built:

There is no accessible route provided to baseball field, dugouts and seating area



Finding #29 Additional Finding Photos



Baseball Field: Seating

Lat/Long: [42.28336, -83.75433]

Finding: 30

Based on the number of seats provided in this bleacher, there should be a minimum of 2 wheelchair seating spaces.

Wheelchair spaces shall be provided in assembly areas with fixed seating.

2010 ADAS Section 221.2

Wheelchair spaces complying with 221.2 shall be provided in assembly areas with fixed seating.

2010 ADAS Section 221.2.1.1

Wheelchair spaces complying with 802.1 shall be provided in accordance with Table 221.2.1.1.

Citation:

2010 ADAS Section: 221.2, 221.2.1.1

As Built:

There are no wheelchair seating spaces are provided at the bleachers



Number of Seats	Minimum Number of Required Wheelchair Spaces
4 to 25	1
26 to 50	2
51 to 150	4
151 to 300	5
301 to 500	6
501 to 5000	6, plus 1 for each 150, or fraction thereof, between 501 through 5000
5001 and over	36, plus 1 for each 200, or fraction thereof, over 5000

Baseball Field: Seating

Lat/Long: [42.28336, -83.75433]

Finding: 31

Based on the number of seats provided in this bleacher, there should be a minimum of 2 wheelchair seating spaces.

Wheelchair spaces shall be provided in assembly areas with fixed seating.

2010 ADAS Section 221.2

Wheelchair spaces complying with 221.2 shall be provided in assembly areas with fixed seating.

2010 ADAS Section 221.2.1.1

Wheelchair spaces complying with 802.1 shall be provided in accordance with Table 221.2.1.1.

Citation:

2010 ADAS Section: 221.2, 221.2.1.1

As Built:

There are no wheelchair seating spaces are provided at the bleachers



Number of Seats	Minimum Number of Required Wheelchair Spaces
4 to 25	1
26 to 50	2
51 to 150	4
151 to 300	5
301 to 500	6
501 to 5000	6, plus 1 for each 150, or fraction thereof, between 501 through 5000
5001 and over	36, plus 1 for each 200, or fraction thereof, over 5000

Assembly Area: Seating

Lat/Long: [42.28434, -83.75745]

Finding: 32 - assembly seating route

There is no accessible route between the performance area and the assembly seating area.

Where a circulation path directly connects a performance area to an assembly seating area, an accessible route shall directly connect the assembly seating area with the performance area.

2010 ADAS Section 206.2.6

Where a circulation path directly connects a performance area to an assembly seating area, an accessible route shall directly connect the assembly seating area with the performance area. An accessible route shall be provided from performance areas to ancillary areas or facilities used by performers unless exempted by 206.2.3 Exceptions 1 through 7.

Citation:

2010 ADAS Section: 206.2.6

As Built:

There is no accessible route between the performance area and the assembly seating area.



Assembly Area: Seating

Lat/Long: [42.28434, -83.75726]

Finding: 33 - assembly seating missing ada

Refer to the table to determine the minimum number of accessible seating spaces required based on the total number of seating spaces.

Wheelchair spaces shall be provided in assembly areas with fixed seating.

2010 ADAS Section 221.2

Wheelchair spaces complying with 221.2 shall be provided in assembly areas with fixed seating.

2010 ADAS Section 221.2.1.1

Wheelchair spaces complying with 802.1 shall be provided in accordance with Table 221.2.1.1.

Citation:

2010 ADAS Section: 221.2, 221.2.1.1

As Built:

There is no wheelchair accessible seating spaces at the assembly area.

Number of Seats	Minimum Number of Required Wheelchair Spaces
4 to 25	1
26 to 50	2
51 to 150	4
151 to 300	5
301 to 500	6
501 to 5000	6, plus 1 for each 150, or fraction thereof, between 501 through 5000
5001 and over	36, plus 1 for each 200, or fraction thereof, over 5000

Findings with no area description

Lat/Long: [42.28351, -83.7543]

Finding: 34 - food garden route

There is no accessible route to the element.

At least one accessible route shall connect accessible buildings, accessible facilities, accessible elements, and accessible spaces that are on the same site.

2010 ADAS Section 206.2.2

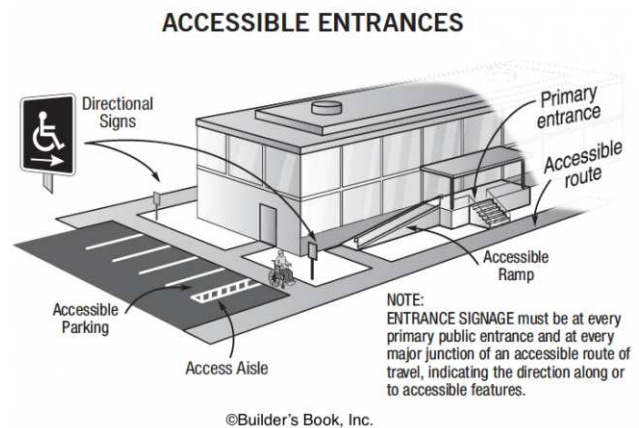
At least one accessible route shall connect accessible buildings, accessible facilities, accessible elements, and accessible spaces that are on the same site.

Citation:

2010 ADAS Section: 206.2.2

As Built:

There is no accessible route provided to the food garden



Site Accessibility Evaluation



Wheeler Park
215 Chapin Street
Old Fourth Ward, MI 48104
ADA Only
Inspection Date: 05/23/2022
Inspectors: Aileen Dryden, Arturo Pinero

Prepared By



(512) 410 - 7059
alturalp.com

Report Date: 11/09/2022



DNR Accessibility Grading System for Parks and Recreation Facilities

Accessibility Grade

Definition

1

None of the facilities meet accessibility guidelines

2

Some facilities meet accessibility guidelines

3

Most facilities meet accessibility guidelines

4

The entire park meets accessibility guidelines

5

The entire park was developed using the principles of universal design

Trail System: Trail

Lat/Long: [42.28804, -83.74626]

Finding: 1

The accessible path of travel has cross slopes greater than 2%.

Surface cross slopes shall not exceed one unit vertical in 48 units horizontal (2-percent slope). When the slope in the direction of travel of any walk exceeds 1 unit vertical in 20 units horizontal (5-percent slope), it must be constructed as a ramp.

2010 ADAS Section 403.3

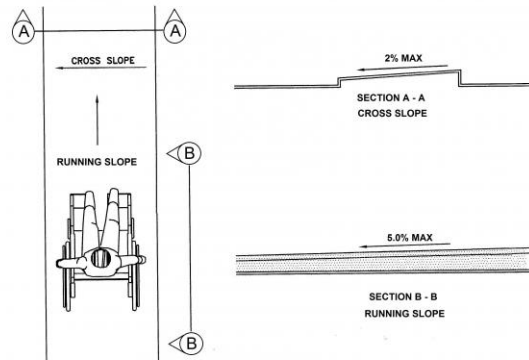
The running slope of walking surfaces shall not be steeper than 1:20. The cross slope of walking surfaces shall not be steeper than 1:48.

Citation:

2010 ADAS Section: 403.3

As Built:

The trail has a cross slope greater than 2%



Finding #1 Additional Finding Photos



Trail System: Trail

Lat/Long: [42.28791, -83.74566]

Finding: 2

The accessible route on the site has running slopes greater than 5 percent and has not been constructed as a ramp (i.e. handrails, edge protection, etc.).

When the slope in the direction of travel of any walk exceeds 1 unit vertical in 20 units horizontal (5-percent slope), it must be constructed as a ramp. Surface cross slopes must not exceed one unit vertical in 48 units horizontal (2-percent slope).

2010 ADAS Section 403.3

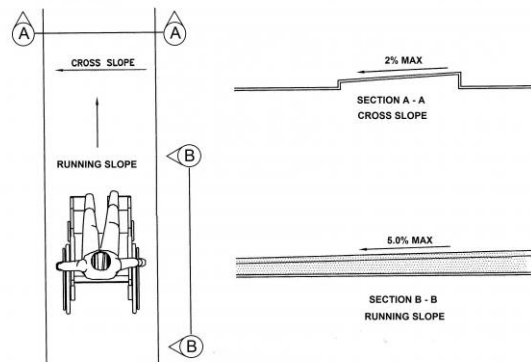
The running slope of walking surfaces shall not be steeper than 1:20. The cross slope of walking surfaces shall not be steeper than 1:48.

Citation:


2010 ADAS Section: 403.3

As Built:

The trail has a running slope greater than 5%



Finding #2 Additional Finding Photos



Trail System: Trail

Lat/Long: [42.28784, -83.74535]

Finding: 3

The ramp on the accessible route has cross slopes greater than 2%.

Surface cross slopes shall not exceed one unit vertical in 48 units horizontal (2-percent slope).

2010 ADAS Section 405.3

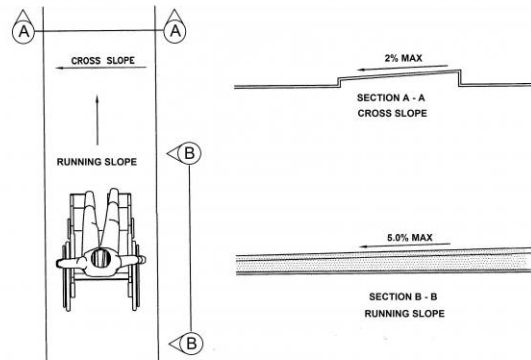
Cross slope of ramp runs shall not be steeper than 1:48.

Citation:

2010 ADAS Section: 405.3

As Built:

The ramp has a cross slope greater than 2%



Finding #3 Additional Finding Photos



Trail System: Trail

Lat/Long: [42.28785, -83.74558]

Finding: 4

The ramps exceeds the maximum running slope (direction of travel) allowable of 8.33%.

Ramps should have the least possible slope but in no case more than 8.3% (1:12).

2010 ADAS Section 405.2

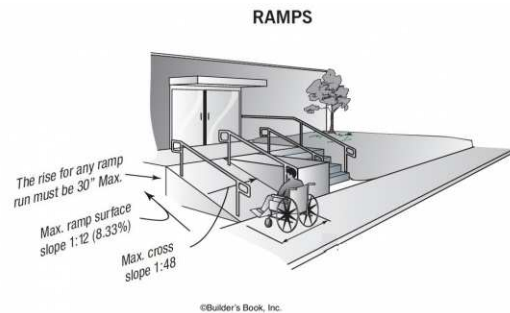
Ramp runs shall have a running slope not steeper than 1:12.

Citation:

2010 ADAS Section: 405.2

As Built:

The trail has a running slope greater than 5% and a cross slope greater than 2%. Trails with a running slope greater than 5% are considered ramps and must comply with 405 including handrails.



Finding #4 Additional Finding Photos



Trail System: Trail

Lat/Long: [42.28807, -83.74582]

Finding: 5

The accessible path of travel has cross slopes greater than 2%.

Surface cross slopes shall not exceed one unit vertical in 48 units horizontal (2-percent slope). When the slope in the direction of travel of any walk exceeds 1 unit vertical in 20 units horizontal (5-percent slope), it must be constructed as a ramp.

2010 ADAS Section 403.3

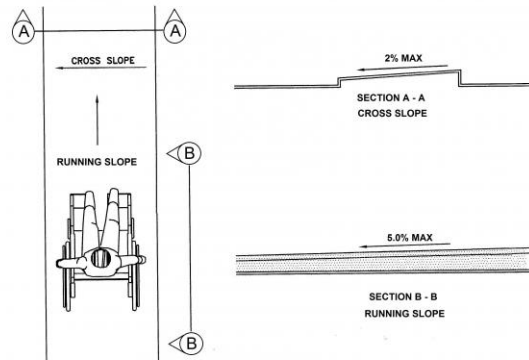
The running slope of walking surfaces shall not be steeper than 1:20. The cross slope of walking surfaces shall not be steeper than 1:48.

Citation:

2010 ADAS Section: 403.3

As Built:

The trail has a cross slope greater than 2%



Finding #5 Additional Finding Photos



Green Space: Drinking Fountain

Lat/Long: [42.28778, -83.7451]

Finding: 6 - Drinking Fountain

The drinking fountain has multiple violations.

Drinking fountains must be on an accessible route that provides a 30 inch by 48 inch clear floor space centered on the low unit, allowing a forward approach.

Spout outlets shall be 36 inches maximum above the finish floor or ground. Spout outlets of drinking fountains for standing persons shall be 38 inches minimum and 43 inches maximum above the finish floor or ground. The spout shall be located 15 inches minimum from the vertical support and 5 inches maximum from the front edge of the unit, including bumpers. The spout shall provide a flow of water 4 inches high minimum and shall be located 5 inches maximum from the front of the unit. The angle of the water stream shall be measured horizontally relative to the front face of the unit. Where spouts are located less than 3 inches of the front of the unit, the angle of the water stream shall be 30 degrees maximum. Where spouts are located between 3 inches and 5 inches maximum from the front of the unit, the angle of the water stream shall be 15 degrees maximum. Operable parts shall comply with applicable standards.

2010 ADAS Section 403.5.1

Except as provided in 403.5.2 and 403.5.3, the clear width of walking surfaces shall be 36 inches (915 mm) minimum.

2010 ADAS Section 602.1

Drinking fountains shall comply with 307 and 602.

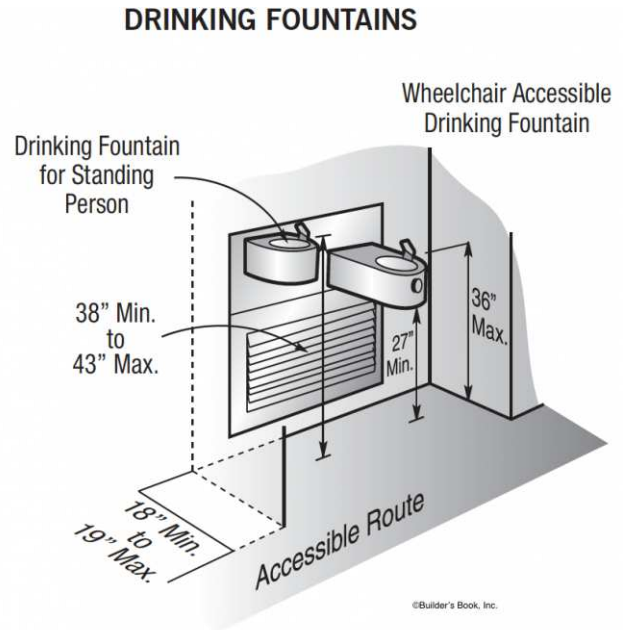
Citation:

2010 ADAS Section: 403.5.1, 602.1

As Built:

Both "high" and "low" drinking fountains must be provided compliant with 602, including a clear floor space on the "low" drinking fountain.

Finding #6 Continued



Green Space: Picnic Area

Lat/Long: [42.28807, -83.74609]

Finding: 7 - Grill

There is no accessible route to the element.

At least one accessible route shall connect accessible buildings, accessible facilities, accessible elements, and accessible spaces that are on the same site.

2010 ADAS Section 206.2.2

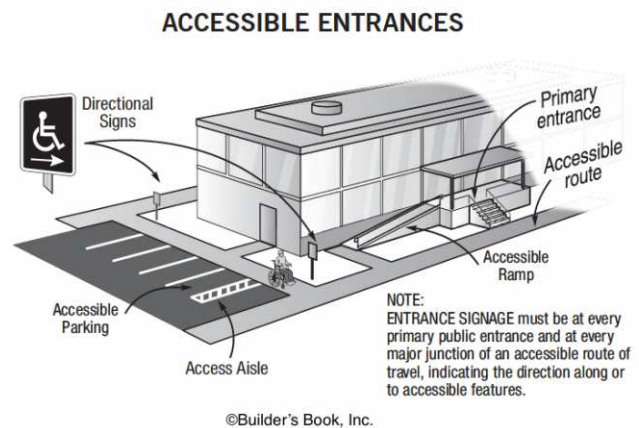
At least one accessible route shall connect accessible buildings, accessible facilities, accessible elements, and accessible spaces that are on the same site.

Citation:

2010 ADAS Section: 206.2.2

As Built:

There is no accessible route provided to the grill



Green Space: Receptacle

Lat/Long: [42.28818, -83.74644]

Finding: 8 - Route

The accessible route contains loose gravel and/or surface materials that do not provide for a stable, firm slip resistant surface.

Floor and ground surfaces shall be stable, firm, and slip resistant.

2010 ADAS Section 302.1

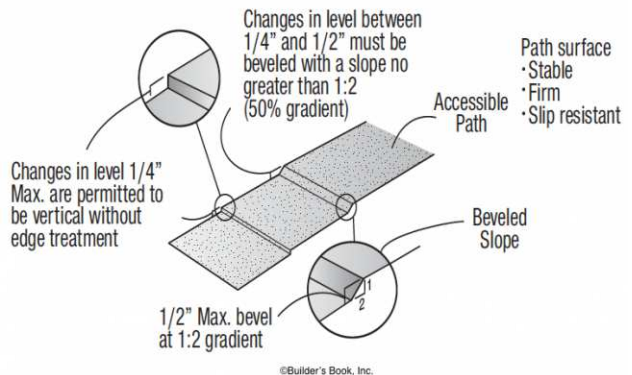
Floor and ground surfaces shall be stable, firm, and slip resistant and shall comply with 302.

Citation:

2010 ADAS Section: 302.1

As Built:

There is no accessible route provided to the trash bin; grass is not a compliant surface.



Restrooms: Men's

Lat/Long: [42.28814, -83.7459]

Finding: 9

The maneuvering clearance at the entrance door exceeds 2% slope.

Exterior doors with a front approach must have a landing on the pull side that is a minimum of 60 inches in depth perpendicular to the door in a close position by a minimum width dimension of 18 inches plus the door width. The additional 18 inches must extend past the door on the latch side. The entire maneuvering clearance must be free of obstructions and must be flat (2% max. slope is considered flat in any direction).

2010 ADAS Section 404.2.4.4

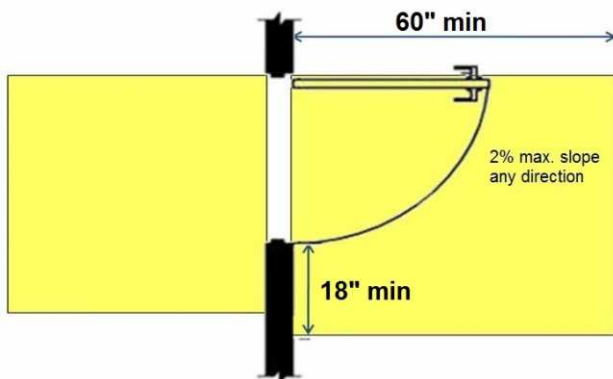
Floor or ground surface within required maneuvering clearances shall comply with 302. Changes in level are not permitted.

Citation:

2010 ADAS Section: 404.2.4.4

As Built:

The maneuvering clearance at the door has a slope that is greater than 2%



Restrooms: Men's

Lat/Long: [42.28812, -83.74574]

Finding: 10 - Column in maneuvering clearance

The maneuvering clearance on the pull side of the exterior door is obstructed.

Exterior doors with a front approach must have a maneuvering clearance on the pull side that is a minimum of 60 inches in depth perpendicular to the door in a close position by a minimum width dimension of 18 inches plus the door width. The additional 18 inches must extend past the door on the latch side. The entire maneuvering clearance must be free of obstructions and must be flat (2% max. slope is considered flat in any direction).

2010 ADAS Section 404.2.4.1

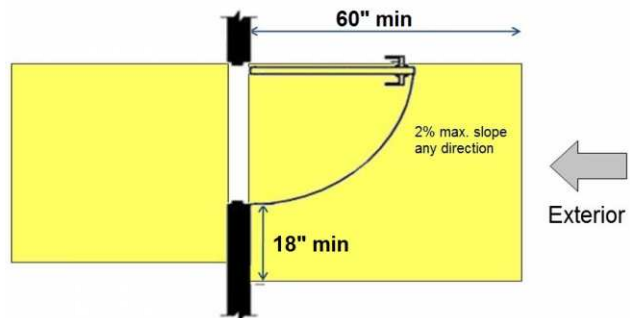
Swinging doors and gates shall have maneuvering clearances complying with Table 404.2.4.1.

Citation:

2010 ADAS Section: 404.2.4.1

As Built:

The door's maneuvering clearance is obstructed by a column



Restrooms: Men's

Lat/Long: [42.28813, -83.74587]

Finding: 11

The water and drain pipes under the lavatory are not adequately insulated.

Water supply and drain pipes under lavatories and sinks shall be insulated or otherwise configured to protect against contact. There shall be no sharp or abrasive surfaces under lavatories and sinks.

2010 ADAS Section 606.5

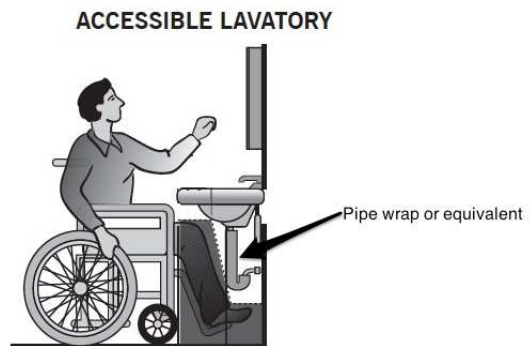
Water supply and drain pipes under lavatories and sinks shall be insulated or otherwise configured to protect against contact. There shall be no sharp or abrasive surfaces under lavatories and sinks.

Citation:

2010 ADAS Section: 606.5

As Built:

The lavatory does not have insulated water and sewer lines



Restrooms: Men's

Lat/Long: [42.28839, -83.74557]

Finding: 12

The toilet paper dispenser is mounted too close to the top of the grab bar, minimizing the gripping surface.

Adjacent elements shall be positioned to provide unobstructed use of grab bars. The space between the grab bar and projecting objects above shall be 12 inches minimum.

2010 ADAS Section 609.3

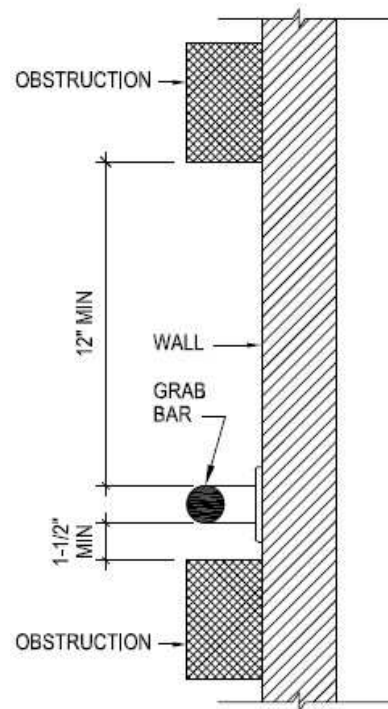
The space between the wall and the grab bar shall be 1 1/2 inches (38 mm). The space between the grab bar and projecting objects below and at the ends shall be 1 1/2 inches (38 mm) minimum. The space between the grab bar and projecting objects above shall be 12 inches (305 mm) minimum.

Citation:

2010 ADAS Section: 609.3

As Built:

The toilet paper dispenser is closer than 12 inches above the grab bar



Restrooms: Men's

Lat/Long: [42.28794, -83.74531]

Finding: 13

The compartment door swings into the required minimum compartment area.

Wheelchair accessible compartments shall be 60 inches wide minimum measured perpendicular to the side wall, and 56 inches deep minimum for wall hung water closets and 59 inches deep minimum for floor mounted water closets measured perpendicular to the rear wall.

The front partition and at least one side partition shall provide a toe clearance of 9 inches minimum above the finish floor and 6 inches deep minimum beyond the compartment-side face of the partition, exclusive of partition support members.

Toe clearance at the front partition is not required in a compartment greater than 62 inches deep with a wall-hung water closet or 65 inches deep with a floor-mounted water closet. Toe clearance at the side partition is not required in a compartment greater than 66 inches wide.

2010 ADAS Section 604.8.1.2

Toilet compartment doors, including door hardware, shall comply with 404 except that if the approach is to the latch side of the compartment door, clearance between the door side of the compartment and any obstruction shall be 42 inches (1065 mm) minimum. Doors shall be located in the front partition or in the side wall or partition farthest from the water closet. Where located in the front partition, the door opening shall be 4 inches (100 mm) maximum from the side wall or partition farthest from the water closet. Where located in the side wall or partition, the door opening shall be 4 inches (100 mm) maximum from the front partition. The door shall be self-closing. A door pull complying with 404.2.7 shall be placed on both sides of the door near the latch. Toilet compartment doors shall not swing into the minimum required compartment area.

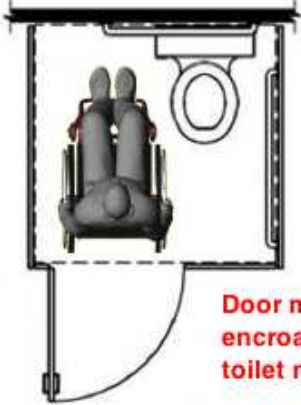
Citation:

2010 ADAS Section: 604.8.1.2

As Built:

Door swings into minimum required WC clearance

Finding #13 Continued



Door must swing out or not encroach into the required toilet maneuvering space.

Restrooms: Women's

Lat/Long: [42.28817, -83.74581]

Finding: 14 - Slope on maneuvering clearance

The maneuvering clearance at the entrance door exceeds 2% slope.

Exterior doors with a front approach must have a landing on the pull side that is a minimum of 60 inches in depth perpendicular to the door in a close position by a minimum width dimension of 18 inches plus the door width. The additional 18 inches must extend past the door on the latch side. The entire maneuvering clearance must be free of obstructions and must be flat (2% max. slope is considered flat in any direction).

2010 ADAS Section 404.2.4.4

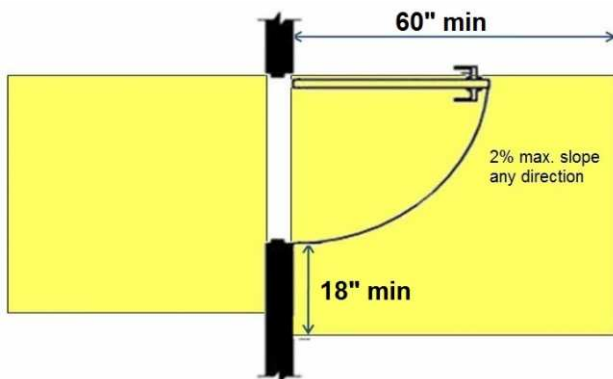
Floor or ground surface within required maneuvering clearances shall comply with 302. Changes in level are not permitted.

Citation:

2010 ADAS Section: 404.2.4.4

As Built:

The maneuvering clearance at the door has a slope that is greater than 2%



Restrooms: Women's

Lat/Long: [42.28812, -83.74574]

Finding: 15 - Column in maneuvering clearance

The maneuvering clearance on the pull side of the exterior door is obstructed.

Exterior doors with a front approach must have a maneuvering clearance on the pull side that is a minimum of 60 inches in depth perpendicular to the door in a close position by a minimum width dimension of 18 inches plus the door width. The additional 18 inches must extend past the door on the latch side. The entire maneuvering clearance must be free of obstructions and must be flat (2% max. slope is considered flat in any direction).

2010 ADAS Section 404.2.4.1

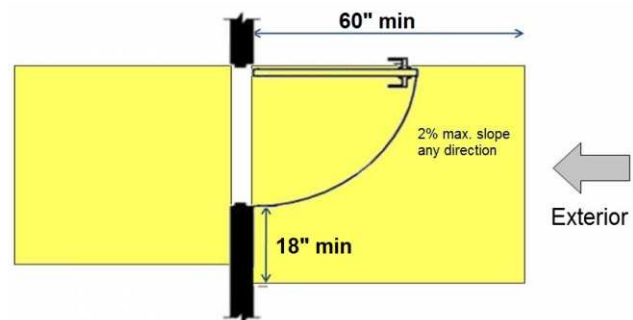
Swinging doors and gates shall have maneuvering clearances complying with Table 404.2.4.1.

Citation:

2010 ADAS Section: 404.2.4.1

As Built:

The door's maneuvering clearance is obstructed by a column



Restrooms: Women's

Lat/Long: [42.28838, -83.74614]

Finding: 16 - Pipe Insulation

The water and drain pipes under the lavatory are not adequately insulated.

Water supply and drain pipes under lavatories and sinks shall be insulated or otherwise configured to protect against contact. There shall be no sharp or abrasive surfaces under lavatories and sinks.

2010 ADAS Section 606.5

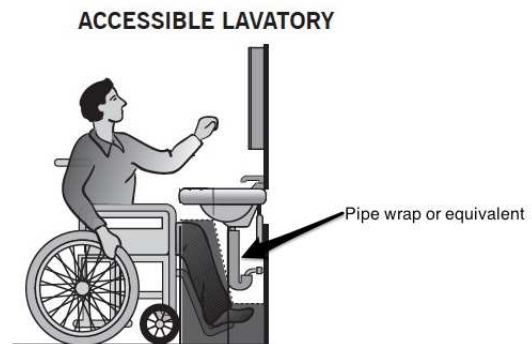
Water supply and drain pipes under lavatories and sinks shall be insulated or otherwise configured to protect against contact. There shall be no sharp or abrasive surfaces under lavatories and sinks.

Citation:

2010 ADAS Section: 606.5

As Built:

The lavatory does not have insulated water and sewer lines



Restrooms: Women's

Lat/Long: [42.2883, -83.74585]

Finding: 17 - Paper Towel

The paper towel dispenser's operation mechanism is too high off the floor.

Dispensers must have all operable parts a maximum of 48 inches above the floor.

2010 ADAS Section 308.2.1

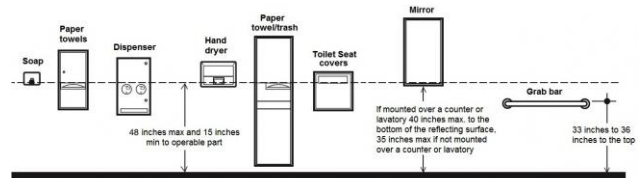
Where a forward reach is unobstructed, the high forward reach shall be 48 inches (1220 mm) maximum and the low forward reach shall be 15 inches (380 mm) minimum above the finish floor or ground.

Citation:

2010 ADAS Section: 308.2.1

As Built:

The paper towel dispenser is located higher than 48 inches to the operable part.



Restrooms: Women's

Lat/Long: [42.2882, -83.74628]

Finding: 18 - Soap

The soap dispenser's operation mechanism is too high off the floor.

Dispensers must have all operable parts a maximum of 48 inches above the floor.

2010 ADAS Section 308.2.1

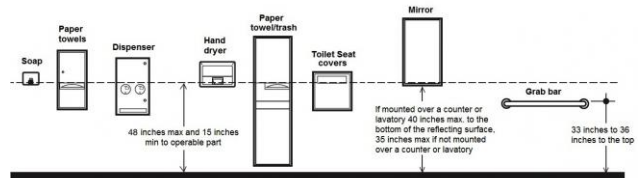
Where a forward reach is unobstructed, the high forward reach shall be 48 inches (1220 mm) maximum and the low forward reach shall be 15 inches (380 mm) minimum above the finish floor or ground.

Citation:

2010 ADAS Section: 308.2.1

As Built:

The soap dispenser is mounted higher than 48 inches to the operable part



Restrooms: Women's

Lat/Long: [42.28805, -83.74574]

Finding: 19 - Compartment Door

The compartment door swings into the required minimum compartment area.

Wheelchair accessible compartments shall be 60 inches wide minimum measured perpendicular to the side wall, and 56 inches deep minimum for wall hung water closets and 59 inches deep minimum for floor mounted water closets measured perpendicular to the rear wall.

The front partition and at least one side partition shall provide a toe clearance of 9 inches minimum above the finish floor and 6 inches deep minimum beyond the compartment-side face of the partition, exclusive of partition support members.

Toe clearance at the front partition is not required in a compartment greater than 62 inches deep with a wall-hung water closet or 65 inches deep with a floor-mounted water closet. Toe clearance at the side partition is not required in a compartment greater than 66 inches wide.

2010 ADAS Section 604.8.1.2

Toilet compartment doors, including door hardware, shall comply with 404 except that if the approach is to the latch side of the compartment door, clearance between the door side of the compartment and any obstruction shall be 42 inches (1065 mm) minimum. Doors shall be located in the front partition or in the side wall or partition farthest from the water closet. Where located in the front partition, the door opening shall be 4 inches (100 mm) maximum from the side wall or partition farthest from the water closet. Where located in the side wall or partition, the door opening shall be 4 inches (100 mm) maximum from the front partition. The door shall be self-closing. A door pull complying with 404.2.7 shall be placed on both sides of the door near the latch. Toilet compartment doors shall not swing into the minimum required compartment area.


Citation:

2010 ADAS Section: 604.8.1.2

As Built:

The toilet partition door swings into the toilet's required maneuvering clearance

Finding #19 Continued



Door must swing out or not encroach into the required toilet maneuvering space.

Restrooms: Women's

Lat/Long: [42.28835, -83.74637]

Finding: 20 - Toilet

The toilet is not located within the range allowed from the side wall or partition.

The centerline of the toilet must be 16 to 18 inches from the side wall.

2010 ADAS Section 604.2

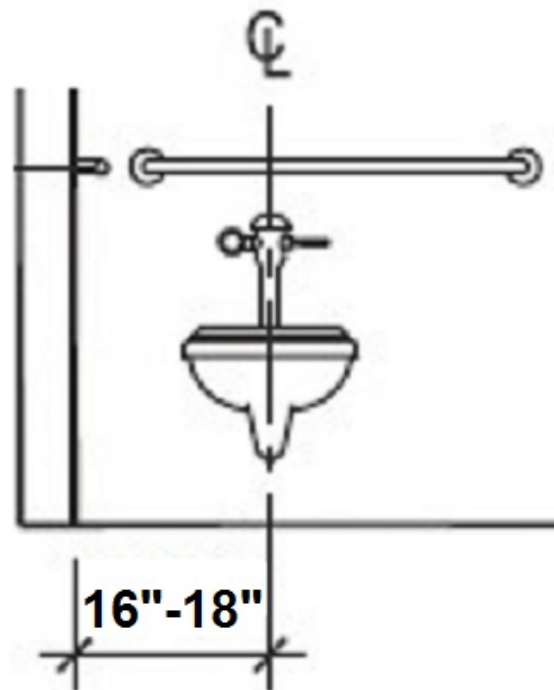
The water closet shall be positioned with a wall or partition to the rear and to one side. The centerline of the water closet shall be 16 inches (405 mm) minimum to 18 inches (455 mm) maximum from the side wall or partition, except that the water closet shall be 17 inches (430 mm) minimum and 19 inches (485 mm) maximum from the side wall or partition in the ambulatory accessible toilet compartment specified in 604.8.2. Water closets shall be arranged for a left-hand or right-hand approach.

Citation:

2010 ADAS Section: 604.2

As Built:

The accessible toilet is not centered at 16-18 inches to the centerline from the side wall.



Restrooms: Drinking Fountain

Lat/Long: [42.28811, -83.74557]

Finding: 21 - Drinking Fountain

The wheelchair accessible drinking fountain is noncompliant.

Spout outlets shall be 36 inches maximum above the finish floor or ground and be located 15 inches minimum from the vertical support and 5 inches maximum from the front edge of the unit, including bumpers. The spout shall provide a flow of water at least 4 inches high minimum and shall be located 5 inches maximum from the front of the unit. The angle of the water stream shall be measured horizontally relative to the front face of the unit. Where spouts are located less than 3 inches of the front of the unit, the angle of the water stream shall be 30 degrees maximum. Where spouts are located between 3 inches and 5 inches maximum from the front of the unit, the angle of the water stream shall be 15 degrees maximum. On an accessible drinking fountain with a round or oval bowl, the spout must be positioned so the flow of water is within 3 inches of the front edge of the fountain.

2010 ADAS Section 602.1

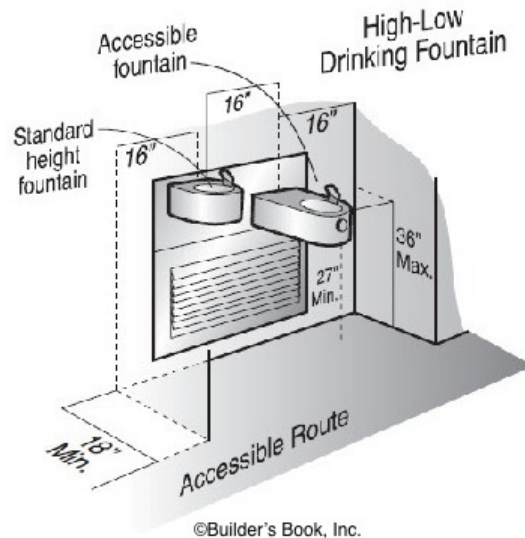
Drinking fountains shall comply with 307 and 602.

Citation:

2010 ADAS Section: 602.1

As Built:

The drinking fountains must comply with 602, including having both a "high" and "low" drinking fountain



Restrooms: Drinking Fountain

Lat/Long: [42.28778, -83.74501]

Finding: 22 - DF Protruding

The drinking fountain projects from the wall into the pedestrian way with its leading edge above 27 inches from the floor.

Objects may protrude no more than 4 inches into circulation route when located between 27 and 80 inches above the floor. All drinking fountains shall be positioned so as not to encroach into pedestrian ways.

2010 ADAS Section 307.2

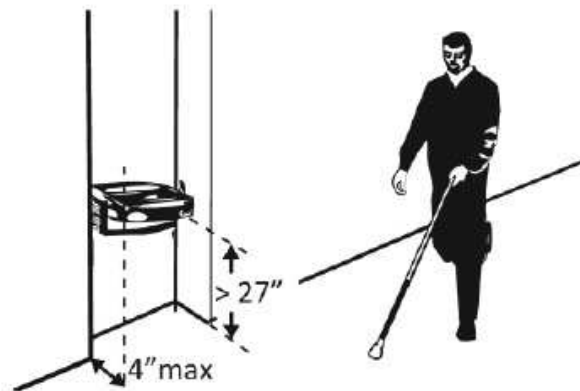
Objects with leading edges more than 27 inches (685 mm) and not more than 80 inches (2030 mm) above the finish floor or ground shall protrude 4 inches (100 mm) maximum horizontally into the circulation path.

Citation:

2010 ADAS Section: 307.2

As Built:

The drinking fountain protrudes more than 4 inches from the wall at a height greater than 27 inches



Play Area: Play Area

Lat/Long: [42.288, -83.74575]

Finding: 23

Compliance with ASTM F1951 for accessibility for ground surfaces on accessible routes, clear floor or ground spaces, and turning spaces has not been determined.

Ground surfaces shall comply with ASTM F 1951. Ground surfaces shall be inspected and maintained regularly and frequently to ensure continued compliance with ASTM F 1951.

2010 ADAS Section 1008.2.6.1

Ground surfaces shall comply with ASTM F 1951 (incorporated by reference, see "Referenced Standards" in Chapter 1). Ground surfaces shall be inspected and maintained regularly and frequently to ensure continued compliance with ASTM F 1951.

Citation:

2010 ADAS Section: 1008.2.6.1

As Built:

The ground surface of the play area is not compliant; grass does not provide a firm, stable, and slip resistant surface.



Play Area: Play Area

Lat/Long: [42.28782, -83.74585]

Finding: 24 - Route

The walkway contains abrupt vertical edges and/or variations over a 1/2 inch.

1/4 inch is the maximum vertical rise. Changes in level between 1/4 inch and 1/2 inch must be beveled at 1:2 or less.

Changes in level greater than 1/2 inch must be by way of a ramp.

2010 ADAS Section 303.3

Changes in level between 1/4 inch (6.4 mm) high minimum and 1/2 inch (13 mm) high maximum shall be beveled with a slope not steeper than 1:2.

2010 ADAS Section 303.2

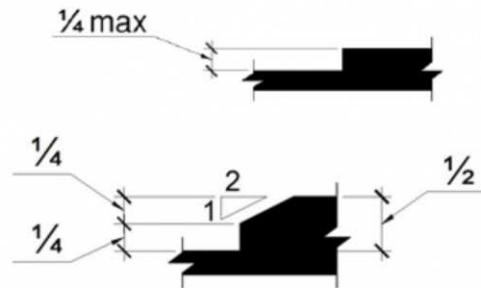
Changes in level of 1/4 inch (6.4 mm) high maximum shall be permitted to be vertical.

Citation:

2010 ADAS Section: 303.3, 303.2

As Built:

There is a vertical change in level greater than 1/4-inch leading from the trail to the play area



Play Area: Large Playground

Lat/Long: [42.28793, -83.746]

Finding: 25 - Surfacing

Compliance with ASTM F 1292 for Use Zones has not been determined.

Ground surfaces located within use zones shall comply with ASTM F 1292 (1999 edition or 2004 edition).

2010 ADAS Section 1008.2.6.2

Ground surfaces located within use zones shall comply with ASTM F 1292 (1999 edition or 2004 edition) (incorporated by reference, see "Referenced Standards" in Chapter 1).

Citation:

2010 ADAS Section: 1008.2.6.2

As Built:

The ground surface of the play area is not compliant; surface is not firm, stable, and slip resistant.



Play Area: Large Playground

Lat/Long: [42.28812, -83.74611]

Finding: 26 - Transfer Station

The entry point or seat is not within the compliant range above the ground.

Were play components require transfer to entry points or seats, the entry points or seats shall be 11 inches minimum and 24 inches maximum from the clear floor or ground space.

2010 ADAS Section 1008.4.4

Where play components require transfer to entry points or seats, the entry points or seats shall be 11 inches (280 mm) minimum and 24 inches (610 mm) maximum from the clear floor or ground space.

Citation:

2010 ADAS Section: 1008.4.4

As Built:

There is no compliant entry point to the play area



Play Area: Large Playground

Lat/Long: [42.28821, -83.74615]

Finding: 27 - Playground Entry

The walkway contains abrupt vertical edges and/or variations over a 1/2 inch.

1/4 inch is the maximum vertical rise. Changes in level between 1/4 inch and 1/2 inch must be beveled at 1:2 or less.

Changes in level greater than 1/2 inch must be by way of a ramp.

2010 ADAS Section 303.3

Changes in level between 1/4 inch (6.4 mm) high minimum and 1/2 inch (13 mm) high maximum shall be beveled with a slope not steeper than 1:2.

2010 ADAS Section 303.2

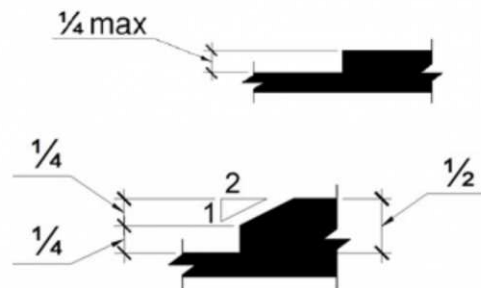
Changes in level of 1/4 inch (6.4 mm) high maximum shall be permitted to be vertical.

Citation:

2010 ADAS Section: 303.3, 303.2

As Built:

There is a vertical change in level greater than 1/2-inch at the entry of the play area



Assembly Area: Plaza

Lat/Long: [42.28775, -83.74575]

Finding: 28 - Plaza

The walkway contains abrupt vertical edges and/or variations over a 1/2 inch.

1/4 inch is the maximum vertical rise. Changes in level between 1/4 inch and 1/2 inch must be beveled at 1:2 or less.

Changes in level greater than 1/2 inch must be by way of a ramp.

2010 ADAS Section 303.3

Changes in level between 1/4 inch (6.4 mm) high minimum and 1/2 inch (13 mm) high maximum shall be beveled with a slope not steeper than 1:2.

2010 ADAS Section 303.2

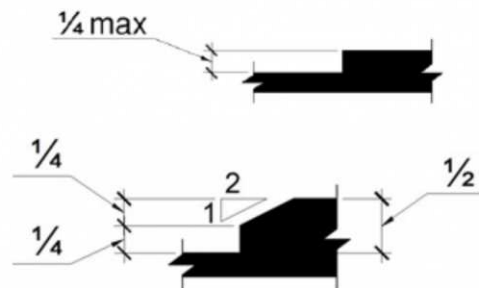
Changes in level of 1/4 inch (6.4 mm) high maximum shall be permitted to be vertical.

Citation:

2010 ADAS Section: 303.3, 303.2

As Built:

There are vertical changes in level greater than 1/2-inch at the plaza



Site Accessibility Evaluation



WHITE OAK PARK
2665 WHITE OAK DR
Ann Arbor, MI 48104
ADA Only

Inspection Date: 07/11/2022

Inspectors: Aileen Dryden, Arturo Pinero, Jesus Lardizabal, Juvelyn Owen, Olaf Brunjes

Prepared By



(512) 410 - 7059

alturalp.com

Report Date: 11/09/2022



DNR Accessibility Grading System for Parks and Recreation Facilities

Accessibility Grade

Definition

1

None of the facilities meet accessibility guidelines

2

Some facilities meet accessibility guidelines

3

Most facilities meet accessibility guidelines

4

The entire park meets accessibility guidelines

5

The entire park was developed using the principles of universal design

Trail System: Trail

Lat/Long: [42.31124, -83.77094]

Finding: 1

There is no accessible route of travel from the public way.

At least one accessible route shall be provided within the site from accessible parking spaces and accessible passenger loading zones; public streets and sidewalks; and public transportation stops to the accessible building or facility they serve.

2010 ADAS Section 206.2.1

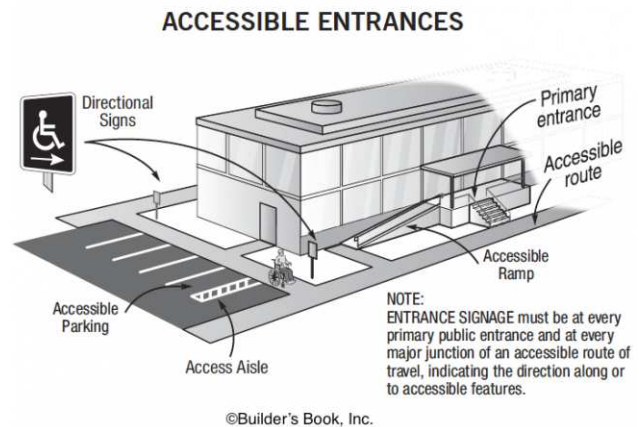
At least one accessible route shall be provided within the site from accessible parking spaces and accessible passenger loading zones; public streets and sidewalks; and public transportation stops to the accessible building or facility entrance they serve.

Citation:

2010 ADAS Section: 206.2.1

As Built:

There is no accessible route provided from public sidewalk to park amenities



Green Space: Picnic Area

Lat/Long: [42.31113, -83.77093]

Finding: 2

Compliant knee and/or toe clearance is not provided.

When seating for persons in wheelchairs is provided at fixed tables or counters, knee spaces at least 27 inches high, 30 inches wide and 17 inches deep shall be provided.

2010 ADAS Section 306.1

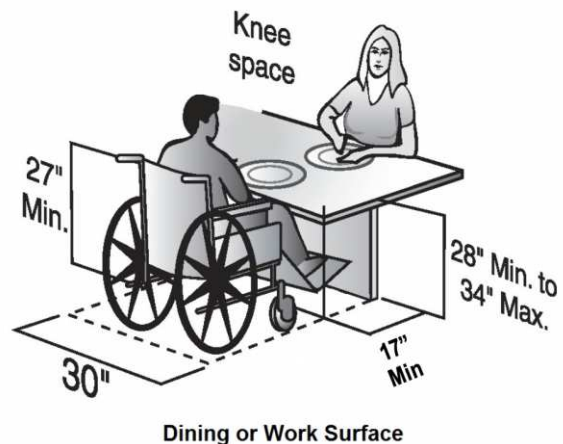
Where space beneath an element is included as part of clear floor or ground space or turning space, the space shall comply with 306.1. Additional space shall not be prohibited beneath an element but shall not be considered as part of the clear floor or ground space or turning space.

Citation:

2010 ADAS Section: 306.1

As Built:

Accessible picnic table does not provide an accessible clear floor space with vertical knee and toe clearance



Play Area: Play Area

Lat/Long: [42.3112, -83.77106]

Finding: 3

There is no accessible route to the element.

At least one accessible route shall connect accessible buildings, accessible facilities, accessible elements, and accessible spaces that are on the same site.

2010 ADAS Section 206.2.2

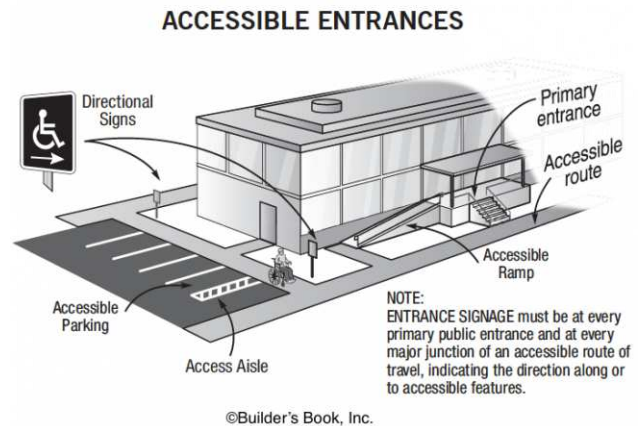
At least one accessible route shall connect accessible buildings, accessible facilities, accessible elements, and accessible spaces that are on the same site.

Citation:

2010 ADAS Section: 206.2.2

As Built:

No accessible route from the trail to the play area.



Site Accessibility Evaluation



Willow Nature
385 E Eisenhower Pkwy
Bryant Pattengill West, MI 48108
ADA Only
Inspection Date: 07/11/2022

Inspectors: Aileen Dryden, Arturo Pinero, Jesus Lardizabal, Juvelyn Owen, Olaf Brunjes

Prepared By



(512) 410 - 7059

alturalp.com

Report Date: 11/09/2022



DNR Accessibility Grading System for Parks and Recreation Facilities

Accessibility Grade

Definition

1

None of the facilities meet accessibility guidelines

2

Some facilities meet accessibility guidelines

3

Most facilities meet accessibility guidelines

4

The entire park meets accessibility guidelines

5

The entire park was developed using the principles of universal design

Site Accessibility Evaluation



**Winchell Park
2250 Winchell Dr
Bryant Pattengill East, MI 48104
ADA Only**

Inspection Date: 07/11/2022

Inspectors: Aileen Dryden, Arturo Pinero, Jesus Lardizabal, Juvelyn Owen, Olaf Brunjes

Prepared By



(512) 410 - 7059

alturalp.com

Report Date: 11/09/2022

DNR Accessibility Grading System for Parks and Recreation Facilities

Accessibility Grade

Definition

1

None of the facilities meet accessibility guidelines

2

Some facilities meet accessibility guidelines

3

Most facilities meet accessibility guidelines

4

The entire park meets accessibility guidelines

5

The entire park was developed using the principles of universal design

Site Accessibility Evaluation



Windemere Park
3725 Windemere Drive
Old Fourth Ward, MI 48104
ADA Only
Inspection Date: 05/23/2022
Inspectors: Aileen Dryden, Arturo Pinero

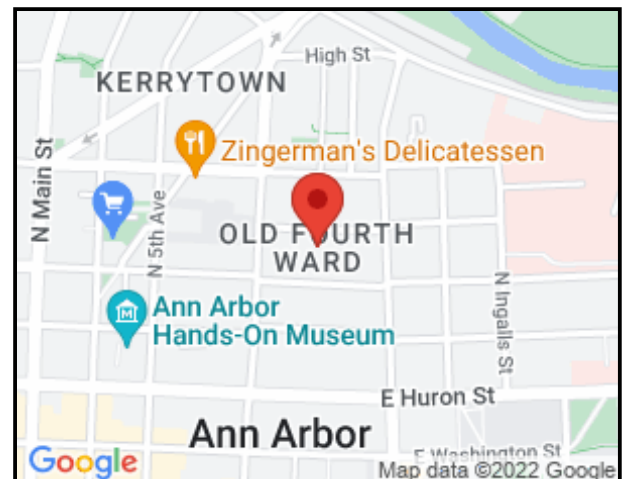
Prepared By



(512) 410 - 7059

alturalp.com

Report Date: 11/09/2022



DNR Accessibility Grading System for Parks and Recreation Facilities

Accessibility Grade

Definition

1

None of the facilities meet accessibility guidelines

2

Some facilities meet accessibility guidelines

3

Most facilities meet accessibility guidelines

4

The entire park meets accessibility guidelines

5

The entire park was developed using the principles of universal design

Trail System: Trail

Lat/Long: [42.29035, -83.68731]

Finding: 1

The accessible route contains loose gravel and/or surface materials that do not provide for a stable, firm slip resistant surface.

Floor and ground surfaces shall be stable, firm, and slip resistant.

2010 ADAS Section 302.1

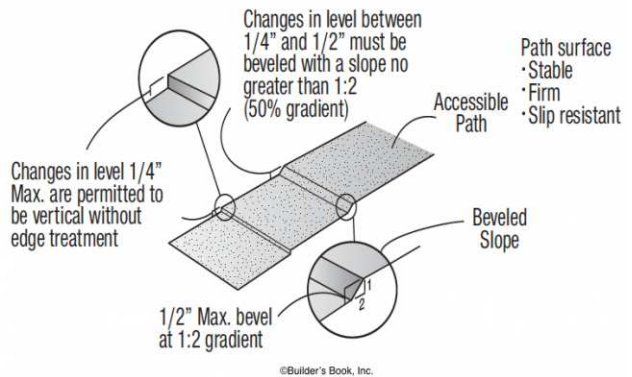
Floor and ground surfaces shall be stable, firm, and slip resistant and shall comply with 302.

Citation:

2010 ADAS Section: 302.1

As Built:

The sidewalk that forms part of the accessible route has loose gravel



Finding #1 Additional Finding Photos



Trail System: Trail

Lat/Long: [42.29035, -83.68731]

Finding: 2

The accessible route contains loose gravel and/or surface materials that do not provide for a stable, firm slip resistant surface.

Floor and ground surfaces shall be stable, firm, and slip resistant.

2010 ADAS Section 302.1

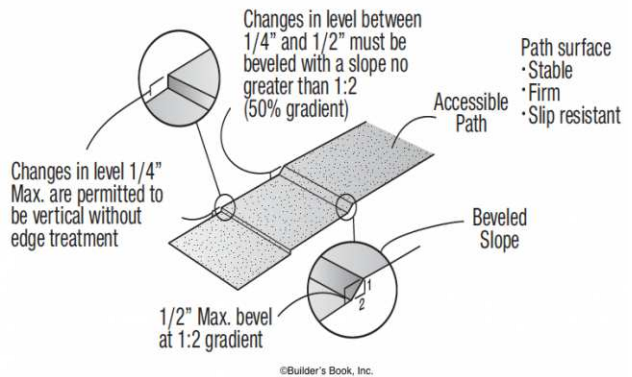
Floor and ground surfaces shall be stable, firm, and slip resistant and shall comply with 302.

Citation:

2010 ADAS Section: 302.1

As Built:

The sidewalk that forms part of the accessible route has loose gravel



Green Space: Picnic Area

Lat/Long: [42.28996, -83.68731]

Finding: 3 - Route To Table

The walkway contains abrupt vertical edges and/or variations over a 1/2 inch.

1/4 inch is the maximum vertical rise. Changes in level between 1/4 inch and 1/2 inch must be beveled at 1:2 or less.

Changes in level greater than 1/2 inch must be by way of a ramp.

2010 ADAS Section 303.3

Changes in level between 1/4 inch (6.4 mm) high minimum and 1/2 inch (13 mm) high maximum shall be beveled with a slope not steeper than 1:2.

2010 ADAS Section 303.2

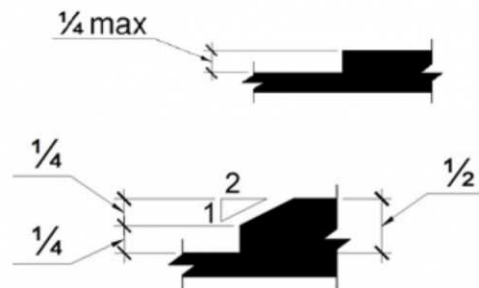
Changes in level of 1/4 inch (6.4 mm) high maximum shall be permitted to be vertical.

Citation:

2010 ADAS Section: 303.3, 303.2

As Built:

The route to the picnic table has a vertical change in level greater than 1/2-inch



Green Space: Picnic Area

Lat/Long: [42.28999, -83.68737]

Finding: 4 - Route To Bike Rack

The walkway contains abrupt vertical edges and/or variations over a 1/2 inch.

1/4 inch is the maximum vertical rise. Changes in level between 1/4 inch and 1/2 inch must be beveled at 1:2 or less.

Changes in level greater than 1/2 inch must be by way of a ramp.

2010 ADAS Section 303.3

Changes in level between 1/4 inch (6.4 mm) high minimum and 1/2 inch (13 mm) high maximum shall be beveled with a slope not steeper than 1:2.

2010 ADAS Section 303.2

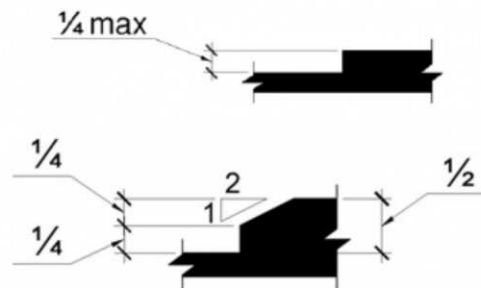
Changes in level of 1/4 inch (6.4 mm) high maximum shall be permitted to be vertical.

Citation:

2010 ADAS Section: 303.3, 303.2

As Built:

The accessible route to the bike rack area has vertical changes in level greater than 1/2-inch



Green Space: Receptacle

Lat/Long: [42.2898, -83.68835]

Finding: 5 - Route to receptacle

The accessible route contains loose gravel and/or surface materials that do not provide for a stable, firm slip resistant surface.

Floor and ground surfaces shall be stable, firm, and slip resistant.

2010 ADAS Section 302.1

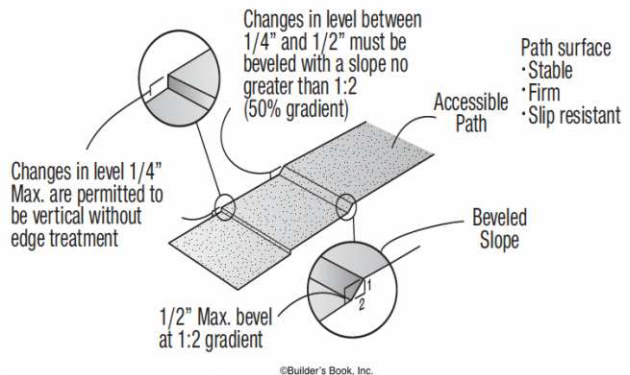
Floor and ground surfaces shall be stable, firm, and slip resistant and shall comply with 302.

Citation:

2010 ADAS Section: 302.1

As Built:

There is no accessible route to the trash bin; grass is not an accessible surface.



Green Space: Dog Station

Lat/Long: [42.29004, -83.68636]

Finding: 6 - Dog Station 2

The dog waste station is not accessible because there is not adequate clear floor space for either a forward or side approach.

The clear floor or ground space shall be 30 inches minimum by 48 inches minimum.

2010 ADAS Section 305.3

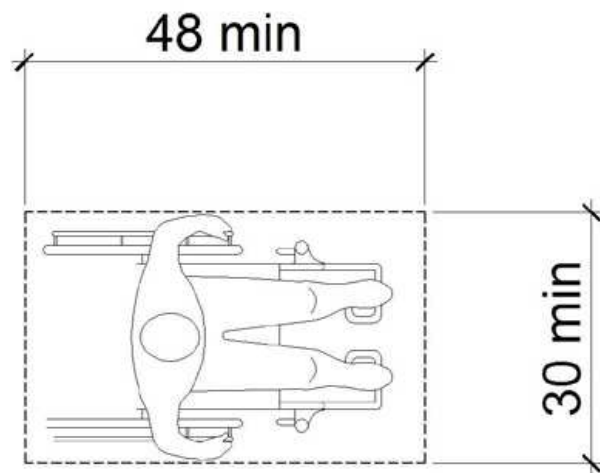
The clear floor or ground space shall be 30 inches (760 mm) minimum by 48 inches (1220 mm) minimum

Citation:

2010 ADAS Section: 305.3

As Built:

The dog waste station is not on an accessible route; station is not located within the reach range from the accessible route.



Green Space: Bike Rack

Lat/Long: [42.29007, -83.68761]

Finding: 7 - Route to bike racks

The walkway contains abrupt vertical edges and/or variations over a 1/2 inch.

1/4 inch is the maximum vertical rise. Changes in level between 1/4 inch and 1/2 inch must be beveled at 1:2 or less.

Changes in level greater than 1/2 inch must be by way of a ramp.

2010 ADAS Section 303.3

Changes in level between 1/4 inch (6.4 mm) high minimum and 1/2 inch (13 mm) high maximum shall be beveled with a slope not steeper than 1:2.

2010 ADAS Section 303.2

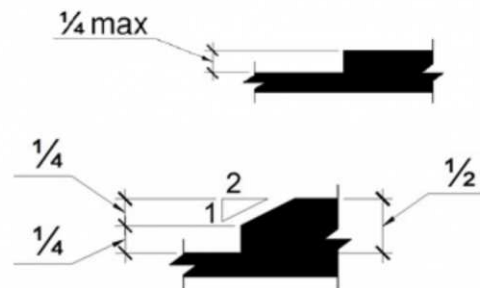
Changes in level of 1/4 inch (6.4 mm) high maximum shall be permitted to be vertical.

Citation:

2010 ADAS Section: 303.3, 303.2

As Built:

There are vertical changes in level greater than 1/2-inch from the sidewalk to the bike rack



Play Area: Playground

Lat/Long: [42.29, -83.68726]

Finding: 8

Compliance with ASTM F1951 for accessibility for ground surfaces on accessible routes, clear floor or ground spaces, and turning spaces has not been determined.

Ground surfaces shall comply with ASTM F 1951. Ground surfaces shall be inspected and maintained regularly and frequently to ensure continued compliance with ASTM F 1951.

2010 ADAS Section 1008.2.6.1

Ground surfaces shall comply with ASTM F 1951 (incorporated by reference, see "Referenced Standards" in Chapter 1). Ground surfaces shall be inspected and maintained regularly and frequently to ensure continued compliance with ASTM F 1951.

Citation:

2010 ADAS Section: 1008.2.6.1

As Built:

Play area ground surface is not compliant; surface is not firm, stable, and slip resistant.



Finding #8 Additional Finding Photos



Tennis Court: Entrance

Lat/Long: [42.29033, -83.68657]

Finding: 10

The maneuvering clearance at the door exceeds 2% slope.

Maneuvering clearance must be generally flat with a 2% maximum slope in any direction over the entire clearance surface. The maneuvering clearance must be clear of obstructions.

2010 ADAS Section 404.2.4.4

Floor or ground surface within required maneuvering clearances shall comply with 302. Changes in level are not permitted.

2010 ADAS Section 404.2.4.4 Exception 1

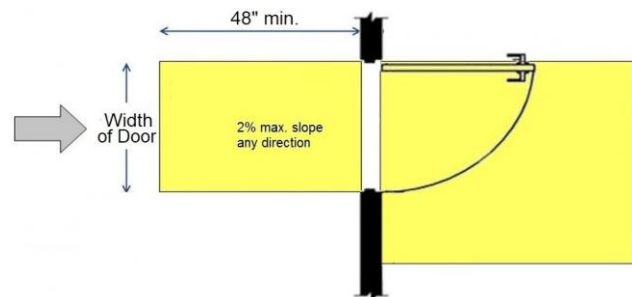
Slopes not steeper than 1:48 shall be permitted.

Citation:

2010 ADAS Section: 404.2.4.4, 404.2.4.4
Exception 1

As Built:

The gate has a maneuvering clearance with slopes greater than 2%.



Finding #10 Additional Finding Photos



Site Accessibility Evaluation



Winewood Thaler Park
2105 Winewood Ave
Ann Arbor, MI 48104
ADA Only

Inspection Date: 07/11/2022

Inspectors: Aileen Dryden, Arturo Pinero, Jesus Lardizabal, Juvelyn Owen, Olaf Brunjes

Prepared By



(512) 410 - 7059

alturalp.com

Report Date: 11/09/2022



DNR Accessibility Grading System for Parks and Recreation Facilities

Accessibility Grade

Definition

1

None of the facilities meet accessibility guidelines

2

Some facilities meet accessibility guidelines

3

Most facilities meet accessibility guidelines

4

The entire park meets accessibility guidelines

5

The entire park was developed using the principles of universal design

Trail System: Trail

Lat/Long: [42.27687, -83.77483]

Finding: 1

The accessible route has running slopes greater than 5% and has not been constructed as a ramp (i.e. handrails, edge protection, etc.). Cross slopes are greater than 2% across the width of the walk.

When the slope in the direction of travel of any walk exceeds 1 unit vertical in 20 units horizontal (5-percent slope), it must be constructed as a ramp. Surface cross slopes must not exceed 1 unit vertical in 48 units horizontal (2-percent slope).

2010 ADAS Section 403.3

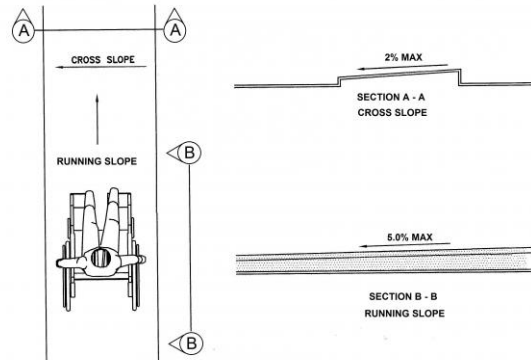
The running slope of walking surfaces shall not be steeper than 1:20. The cross slope of walking surfaces shall not be steeper than 1:48.

Citation:

2010 ADAS Section: 403.3

As Built:

The accessible route has running slopes greater than 7%, which is considered a ramp and must comply with the requirements of 406, and a cross slope of 4%.



Trail System: Trail

Lat/Long: [42.27595, -83.77502]

Wheel: N/A, Direction: NW

Finding: 2

The accessible route on the site has running slopes greater than 5 percent and has not been constructed as a ramp (i.e. handrails, edge protection, etc.).

When the slope in the direction of travel of any walk exceeds 1 unit vertical in 20 units horizontal (5-percent slope), it must be constructed as a ramp. Surface cross slopes must not exceed one unit vertical in 48 units horizontal (2-percent slope).

2010 ADAS Section 403.3

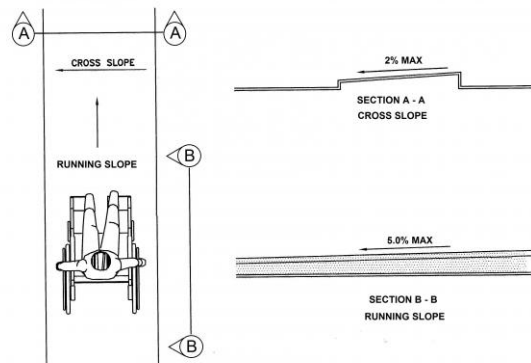
The running slope of walking surfaces shall not be steeper than 1:20. The cross slope of walking surfaces shall not be steeper than 1:48.

Citation:

2010 ADAS Section: 403.3

As Built:

The accessible route has a running slope greater than 5% which is considered a ramp and must comply with 405.



Trail System: Trail

Lat/Long: [42.27616, -83.77553]

Finding: 3

The accessible path of travel has cross slopes greater than 2%.

Surface cross slopes shall not exceed one unit vertical in 48 units horizontal (2-percent slope). When the slope in the direction of travel of any walk exceeds 1 unit vertical in 20 units horizontal (5-percent slope), it must be constructed as a ramp.

2010 ADAS Section 403.3

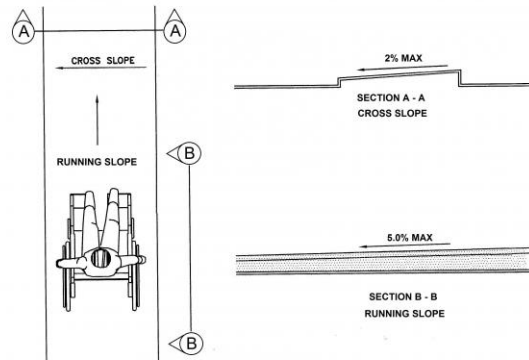
The running slope of walking surfaces shall not be steeper than 1:20. The cross slope of walking surfaces shall not be steeper than 1:48.

Citation:

2010 ADAS Section: 403.3

As Built:

The accessible route has a cross slope of 4%.



Finding #3 Additional Finding Photos



Trail System: Trail

Lat/Long: [42.27604, -83.7747]

Wheel: N/A, Direction: NW

Finding: 4

The ramp exceeds the maximum running slope (direction of travel) allowable of 8.33%.

Ramps should have the least possible slope but in no case more than 8.3% (1:12).

2010 ADAS Section 405.2

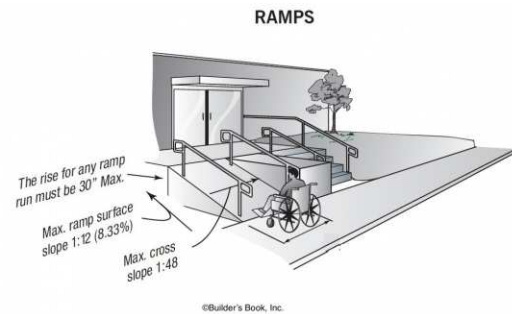
Ramp runs shall have a running slope not steeper than 1:12.

Citation:

2010 ADAS Section: 405.2

As Built:

The ramp to the play area has a running slope of 12%.



Trail System: Trail

Lat/Long: [42.27728, -83.77402]

Finding: 5

The accessible route has running slopes greater than 5% and has not been constructed as a ramp (i.e. handrails, edge protection, etc.). Cross slopes are greater than 2% across the width of the walk.

When the slope in the direction of travel of any walk exceeds 1 unit vertical in 20 units horizontal (5-percent slope), it must be constructed as a ramp. Surface cross slopes must not exceed 1 unit vertical in 48 units horizontal (2-percent slope).

2010 ADAS Section 403.3

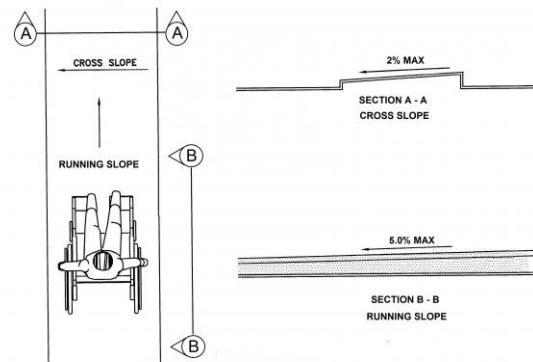
The running slope of walking surfaces shall not be steeper than 1:20. The cross slope of walking surfaces shall not be steeper than 1:48.

Citation:

2010 ADAS Section: 403.3

As Built:

The trails have running slopes greater than 5% and cross slopes greater than 2%



Green Space: Drinking Fountain

Lat/Long: [42.27758, -83.77511]

Finding: 6

The clear floor space required at accessible drinking fountains is not positioned for a forward approach.

Units shall have a clear floor or ground space positioned for a forward approach and centered on the unit.

2010 ADAS Section 602.2

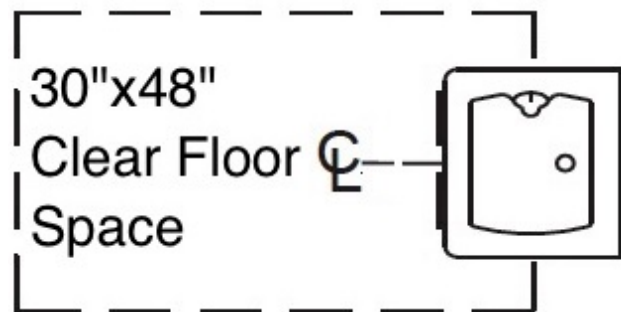
Units shall have a clear floor or ground space complying with 305 positioned for a forward approach and centered on the unit. Knee and toe clearance complying with 306 shall be provided.

Citation:

2010 ADAS Section: 602.2

As Built:

The clear floor space of the drinking fountain has a slope of 7.3%



Finding #6 Additional Finding Photos



Green Space: Picnic Area

Lat/Long: [42.27628, -83.77467]

Finding: 7

The walkway contains abrupt vertical edges and/or variations over a 1/2 inch.

1/4 inch is the maximum vertical rise. Changes in level between 1/4 inch and 1/2 inch must be beveled at 1:2 or less.

Changes in level greater than 1/2 inch must be by way of a ramp.

2010 ADAS Section 303.3

Changes in level between 1/4 inch (6.4 mm) high minimum and 1/2 inch (13 mm) high maximum shall be beveled with a slope not steeper than 1:2.

2010 ADAS Section 303.2

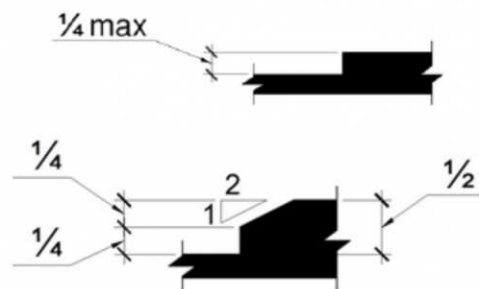
Changes in level of 1/4 inch (6.4 mm) high maximum shall be permitted to be vertical.

Citation:

2010 ADAS Section: 303.3, 303.2

As Built:

The accessible route to the picnic table has vegetation growing on the cracks which create vertical changes in level greater than 1/2-inch.



Play Area: Sand Pit

Lat/Long: [42.27726, -83.77485]

Finding: 8

There is no accessible route to the element.

At least one accessible route shall connect accessible buildings, accessible facilities, accessible elements, and accessible spaces that are on the same site.

2010 ADAS Section 206.2.2

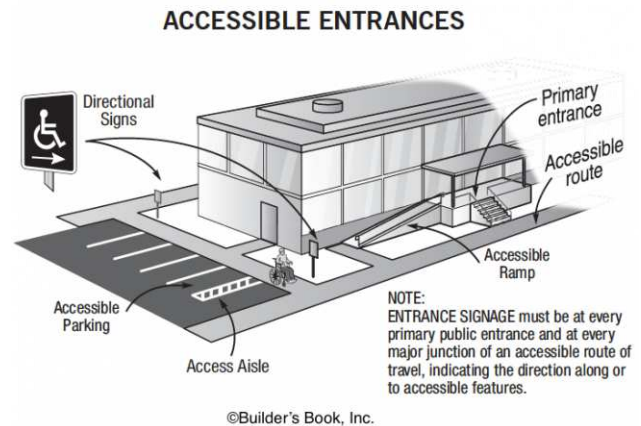
At least one accessible route shall connect accessible buildings, accessible facilities, accessible elements, and accessible spaces that are on the same site.

Citation:

2010 ADAS Section: 206.2.2

As Built:

There is no accessible route provided to sand pit.



Play Area: Swings

Lat/Long: [42.27753, -83.77528]

Finding: 9

Compliance with ASTM F1951 for accessibility for ground surfaces on accessible routes, clear floor or ground spaces, and turning spaces has not been determined.

Ground surfaces shall comply with ASTM F 1951. Ground surfaces shall be inspected and maintained regularly and frequently to ensure continued compliance with ASTM F 1951.

2010 ADAS Section 1008.2.6.1

Ground surfaces shall comply with ASTM F 1951 (incorporated by reference, see "Referenced Standards" in Chapter 1). Ground surfaces shall be inspected and maintained regularly and frequently to ensure continued compliance with ASTM F 1951.

Citation:

2010 ADAS Section: 1008.2.6.1

As Built:

The play area ground surface is not compliant; surface is not firm, stable, and slip resistant.



Site Accessibility Evaluation



Woodbury Park
1400 Astor Ave
Bryant Pattengill East, MI 48104
ADA Only
Inspection Date: 05/23/2022
Inspectors: Aileen Dryden, Arturo Pinero

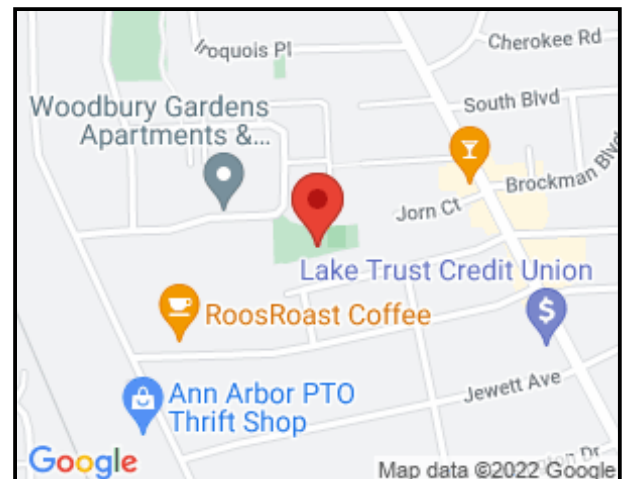
Prepared By



(512) 410 - 7059

alturalp.com

Report Date: 11/09/2022



DNR Accessibility Grading System for Parks and Recreation Facilities

Accessibility Grade

Definition

1

None of the facilities meet accessibility guidelines

2

Some facilities meet accessibility guidelines

3

Most facilities meet accessibility guidelines

4

The entire park meets accessibility guidelines

5

The entire park was developed using the principles of universal design

Green Space: Drinking Fountain

Lat/Long: [42.25691, -83.73098]

Finding: 1 - drinking fountain

The drinking fountain has multiple violations.

Drinking fountains must be on an accessible route that provides a 30 inch by 48 inch clear floor space centered on the low unit, allowing a forward approach.

Spout outlets shall be 36 inches maximum above the finish floor or ground. Spout outlets of drinking fountains for standing persons shall be 38 inches minimum and 43 inches maximum above the finish floor or ground. The spout shall be located 15 inches minimum from the vertical support and 5 inches maximum from the front edge of the unit, including bumpers. The spout shall provide a flow of water 4 inches high minimum and shall be located 5 inches maximum from the front of the unit. The angle of the water stream shall be measured horizontally relative to the front face of the unit. Where spouts are located less than 3 inches of the front of the unit, the angle of the water stream shall be 30 degrees maximum. Where spouts are located between 3 inches and 5 inches maximum from the front of the unit, the angle of the water stream shall be 15 degrees maximum. Operable parts shall comply with applicable standards.

2010 ADAS Section 403.5.1

Except as provided in 403.5.2 and 403.5.3, the clear width of walking surfaces shall be 36 inches (915 mm) minimum.

2010 ADAS Section 602.1

Drinking fountains shall comply with 307 and 602.

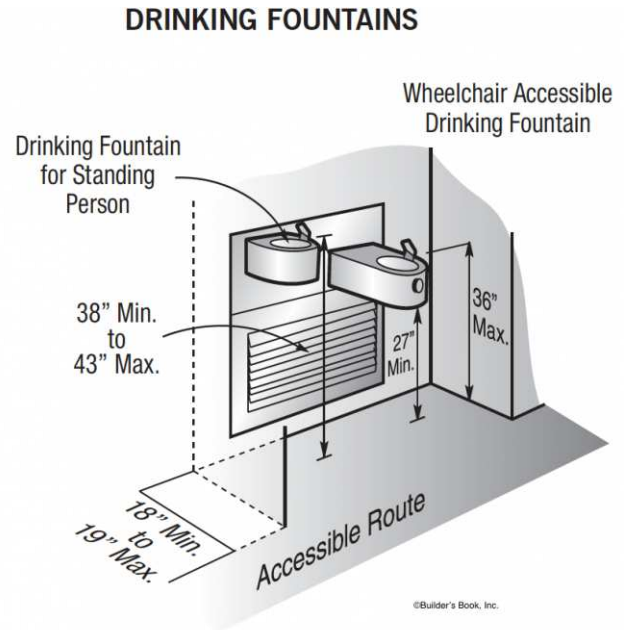
Citation:

2010 ADAS Section: 403.5.1, 602.1

As Built:

At least one "low" and one "high" drinking fountains complying with all the requirements of 602 must be provided along an accessible route

Finding #1 Continued



Green Space: Pet Waste Bags Dispenser

Lat/Long: [42.25751, -83.73234]

Finding: 2 - Clear Floor Space

The clear floor space required at the element is not flat (2% or 1:48 maximum slope) in all directions.

Changes in level are not permitted at required clear floor or ground space except that slopes not steeper than 1:48 shall be permitted.

2010 ADAS Section 305.2

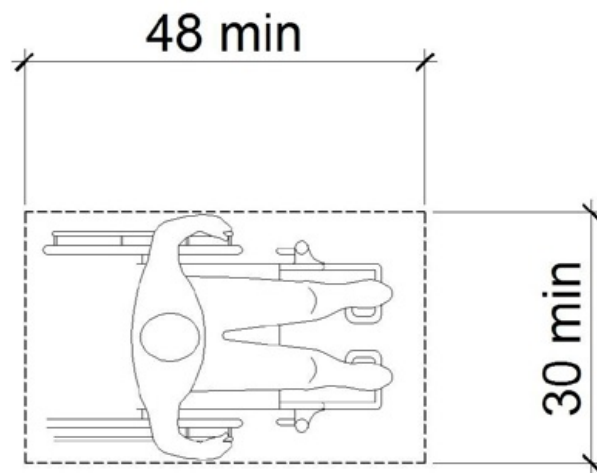
Floor or ground surfaces of a clear floor or ground space shall comply with 302. Changes in level are not permitted.

Citation:

2010 ADAS Section: 305.2

As Built:

The slope at the dog waste station clear floor space is 4%.



Play Area: Swing

Lat/Long: [42.25674, -83.73129]

Finding: 3 - swing

The entry point or seat is not within the compliant range above the ground.

Were play components require transfer to entry points or seats, the entry points or seats shall be 11 inches minimum and 24 inches maximum from the clear floor or ground space.

2010 ADAS Section 1008.4.4

Where play components require transfer to entry points or seats, the entry points or seats shall be 11 inches (280 mm) minimum and 24 inches (610 mm) maximum from the clear floor or ground space.

Citation:

2010 ADAS Section: 1008.4.4

As Built:

The swing seat is higher than 24 inches from the finish floor.



Play Area: Swing

Lat/Long: [42.25712, -83.7315]

Finding: 4

The ramps exceeds the maximum running slope (direction of travel) allowable of 8.33%.

Ramps should have the least possible slope but in no case more than 8.3% (1:12).

2010 ADAS Section 405.2

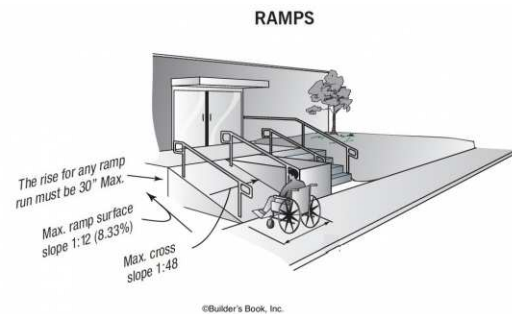
Ramp runs shall have a running slope not steeper than 1:12.

Citation:

2010 ADAS Section: 405.2

As Built:

The ramp to the swing play area has a running slope greater than 8.33%.



Finding #4 Additional Finding Photos



Play Area: Playground

Lat/Long: [42.2571, -83.73116]

Finding: 5

The transfer platform is not a compliant size.

Transfer platforms shall have level surfaces 14 inches deep minimum and 24 inches wide minimum.

2010 ADAS Section 1008.3.1.1

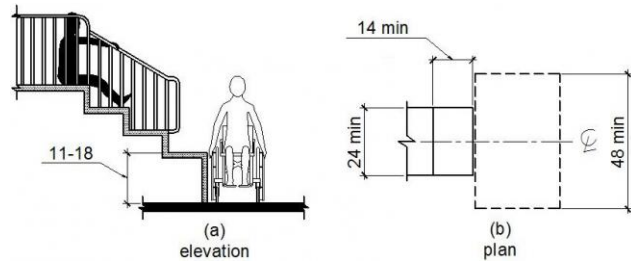
Transfer platforms shall have level surfaces 14 inches (355 mm) deep minimum and 24 inches (610 mm) wide minimum.

Citation:

2010 ADAS Section: 1008.3.1.1

As Built:

The transfer platform at the play area is not compliant



Play Area: Playground

Lat/Long: [42.25717, -83.73128]

Finding: 6

The ramps exceeds the maximum running slope (direction of travel) allowable of 8.33%.

Ramps should have the least possible slope but in no case more than 8.3% (1:12).

2010 ADAS Section 405.2

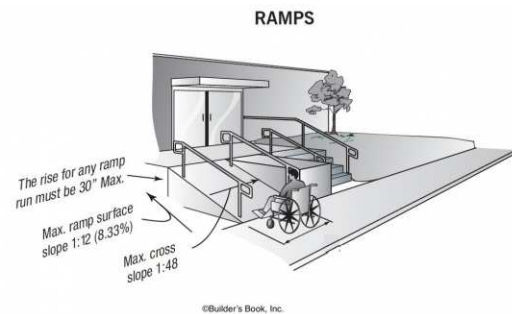
Ramp runs shall have a running slope not steeper than 1:12.

Citation:

2010 ADAS Section: 405.2

As Built:

The running slope at the ramp to the play area is greater than 8.33%.



Finding #6 Additional Finding Photos



Basketball Court: Route

Lat/Long: [42.25686, -83.7314]

Finding: 7 - Route

The accessible route contains loose gravel and/or surface materials that do not provide for a stable, firm slip resistant surface.

Floor and ground surfaces shall be stable, firm, and slip resistant.

2010 ADAS Section 302.1

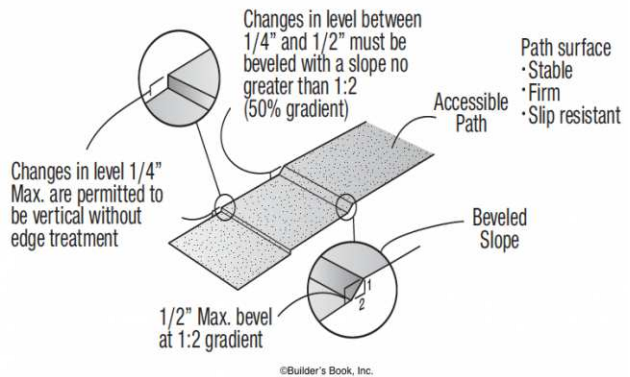
Floor and ground surfaces shall be stable, firm, and slip resistant and shall comply with 302.

Citation:

2010 ADAS Section: 302.1

As Built:

There is no accessible route provided to the basketball court; grass is not an accessible surface.



Tennis Court: Entrance

Lat/Long: [42.25682, -83.73097]

Finding: 8 - tennis access

The walkway contains abrupt vertical edges and/or variations over a 1/2 inch.

1/4 inch is the maximum vertical rise. Changes in level between 1/4 inch and 1/2 inch must be beveled at 1:2 or less.

Changes in level greater than 1/2 inch must be by way of a ramp.

2010 ADAS Section 303.3

Changes in level between 1/4 inch (6.4 mm) high minimum and 1/2 inch (13 mm) high maximum shall be beveled with a slope not steeper than 1:2.

2010 ADAS Section 303.2

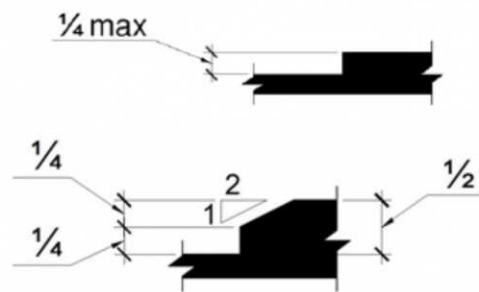
Changes in level of 1/4 inch (6.4 mm) high maximum shall be permitted to be vertical.

Citation:

2010 ADAS Section: 303.3, 303.2

As Built:

The accessible route to the tennis court has grass growing on the cracks creating vertical changes in level greater than 1/2-inch.



Site Accessibility Evaluation



Wurster Park
525 W Madison St
Old West Side, MI 48103
ADA Only

Inspection Date: 07/11/2022

Inspectors: Aileen Dryden, Arturo Pinero, Jesus Lardizabal, Juvelyn Owen, Olaf Brunjes

Prepared By



(512) 410 - 7059

alturalp.com

Report Date: 11/09/2022



DNR Accessibility Grading System for Parks and Recreation Facilities

Accessibility Grade

Definition

1

None of the facilities meet accessibility guidelines

2

Some facilities meet accessibility guidelines

3

Most facilities meet accessibility guidelines

4

The entire park meets accessibility guidelines

5

The entire park was developed using the principles of universal design

Trail System: Trail

Lat/Long: [42.27387, -83.75476]

Finding: 1

The ramps exceeds the maximum running slope (direction of travel) allowable of 8.33%.

Ramps should have the least possible slope but in no case more than 8.3% (1:12).

2010 ADAS Section 405.2

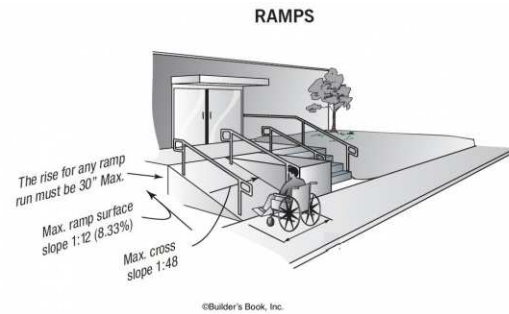
Ramp runs shall have a running slope not steeper than 1:12.

Citation:

2010 ADAS Section: 405.2

As Built:

Ramp connecting to public sidewalk has a running slope of up to 15%



Trail System: Trail

Lat/Long: [42.27387, -83.75476]

Finding: 2

The ramp on the accessible route has cross slopes greater than 2%.

Surface cross slopes shall not exceed one unit vertical in 48 units horizontal (2-percent slope).

2010 ADAS Section 405.3

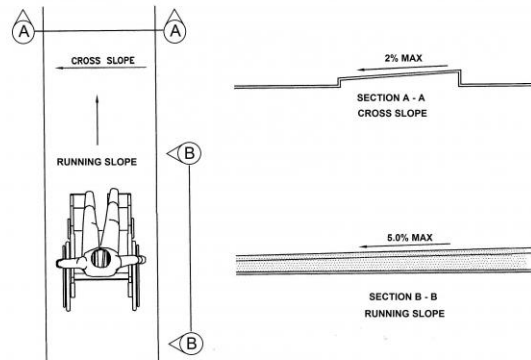
Cross slope of ramp runs shall not be steeper than 1:48.

Citation:

2010 ADAS Section: 405.3

As Built:

Ramp connecting to public sidewalk has a cross slope of up to 4.3%



Trail System: Trail

Lat/Long: [42.27387, -83.75476]

Finding: 3

The ramp does not have compliant handrails.

Handrails are required on both sides of all surfaces that are sloped greater than 5 percent (1:20). Handrails must be between 34 inches and 38 inches above the ramp surface, must extend 12 inches beyond the top and bottom of the ramp and be parallel to the floor or ground surface. The diameter of the handrails must be between 1 1/4 inches and 2 inches in cross-sectional nominal dimension for circular handrails. Handrail gripping surfaces with a non-circular cross section shall have a perimeter dimension of 4 inches minimum and 6 1/4 inches maximum, and a cross-section dimension of 2 1/4 inches maximum. The space between handrails and walls must be 1 1/2 inches minimum.

2010 ADAS Section 505.1

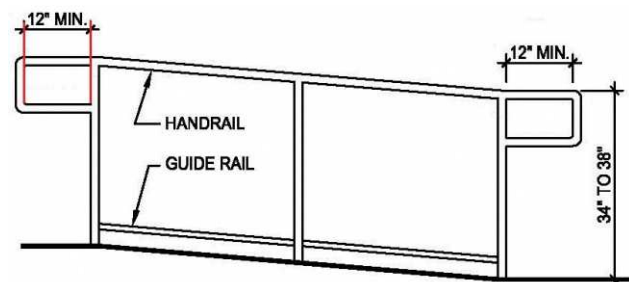
Handrails provided along walking surfaces complying with 403, required at ramps complying with 405, and required at stairs complying with 504 shall comply with 505.

Citation:

2010 ADAS Section: 505.1

As Built:

Ramp connecting to public sidewalk does not have handrails



Trail System: Trail

Lat/Long: [42.27138, -83.75437]

Finding: 4

The accessible path of travel has cross slopes greater than 2%.

Surface cross slopes shall not exceed one unit vertical in 48 units horizontal (2-percent slope). When the slope in the direction of travel of any walk exceeds 1 unit vertical in 20 units horizontal (5-percent slope), it must be constructed as a ramp.

2010 ADAS Section 403.3

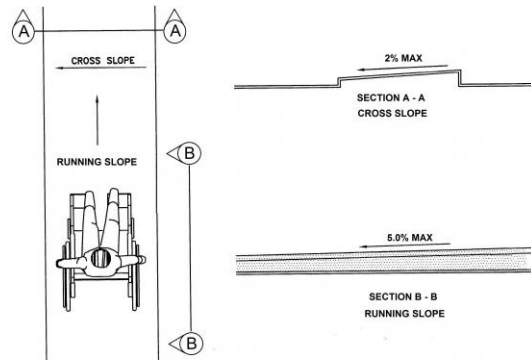
The running slope of walking surfaces shall not be steeper than 1:20. The cross slope of walking surfaces shall not be steeper than 1:48.

Citation:

2010 ADAS Section: 403.3

As Built:

Path from Edgewood Place to park has a cross slope of up to 3.5%



Trail System: Trail

Lat/Long: [42.27377, -83.75445]

Finding: 5

The accessible route on the site has running slopes greater than 5 percent and has not been constructed as a ramp (i.e. handrails, edge protection, etc.).

When the slope in the direction of travel of any walk exceeds 1 unit vertical in 20 units horizontal (5-percent slope), it must be constructed as a ramp. Surface cross slopes must not exceed one unit vertical in 48 units horizontal (2-percent slope).

2010 ADAS Section 403.3

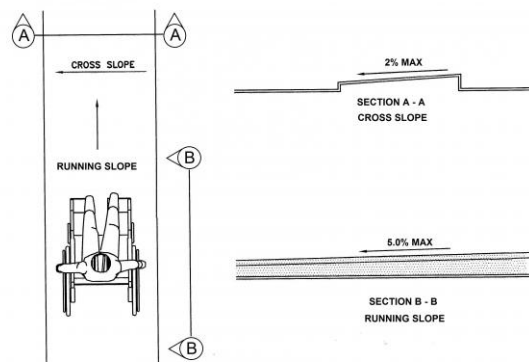
The running slope of walking surfaces shall not be steeper than 1:20. The cross slope of walking surfaces shall not be steeper than 1:48.

Citation:

2010 ADAS Section: 403.3

As Built:

Accessible route from public entrance to park has a running slope of 12%.



Trail System: Trail

Lat/Long: [42.27353, -83.75455]

Finding: 6

The accessible route on the site has running slopes greater than 5 percent and has not been constructed as a ramp (i.e. handrails, edge protection, etc.).

When the slope in the direction of travel of any walk exceeds 1 unit vertical in 20 units horizontal (5-percent slope), it must be constructed as a ramp. Surface cross slopes must not exceed one unit vertical in 48 units horizontal (2-percent slope).

2010 ADAS Section 403.3

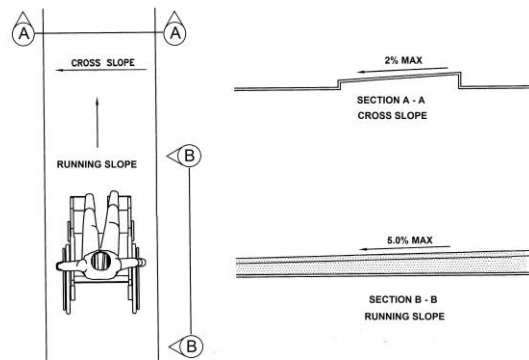
The running slope of walking surfaces shall not be steeper than 1:20. The cross slope of walking surfaces shall not be steeper than 1:48.

Citation:

2010 ADAS Section: 403.3

As Built:

Accessible route adjacent to play area has a running slope of up to 12%.



Green Space: Drinking Fountain

Lat/Long: [42.27222, -83.75419]

Finding: 7

The drinking fountain projects from the wall into the pedestrian way with its leading edge above 27 inches from the floor.

Objects may protrude no more than 4 inches into circulation route when located between 27 and 80 inches above the floor. All drinking fountains shall be positioned so as not to encroach into pedestrian ways.

2010 ADAS Section 307.2

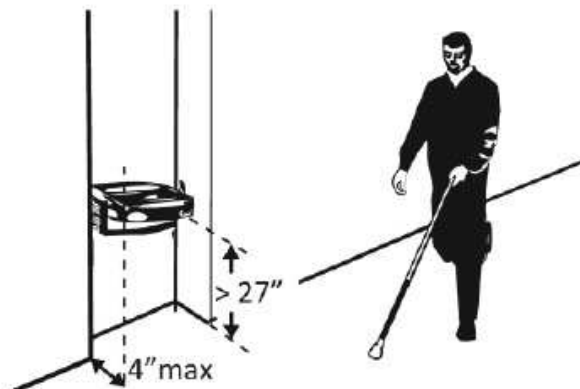
Objects with leading edges more than 27 inches (685 mm) and not more than 80 inches (2030 mm) above the finish floor or ground shall protrude 4 inches (100 mm) maximum horizontally into the circulation path.

Citation:

2010 ADAS Section: 307.2

As Built:

The location of the "low" drinking fountain makes it a protruding object.



Play Area: Large Playground

Lat/Long: [42.27259, -83.75429]

Finding: 8 - play surfacing

Compliance with ASTM F 1292 for Use Zones has not been determined.

Ground surfaces located within use zones shall comply with ASTM F 1292 (1999 edition or 2004 edition).

2010 ADAS Section 1008.2.6.2

Ground surfaces located within use zones shall comply with ASTM F 1292 (1999 edition or 2004 edition) (incorporated by reference, see "Referenced Standards" in Chapter 1).

Citation:

2010 ADAS Section: 1008.2.6.2

As Built:

The swing play area ground surface is not compliant; surface is not firm, stable, and slip resistant.



Play Area: Large Playground

Lat/Long: [42.27235, -83.75426]

Finding: 9 - Playground route

There is no accessible route to the element.

At least one accessible route shall connect accessible buildings, accessible facilities, accessible elements, and accessible spaces that are on the same site.

2010 ADAS Section 206.2.2

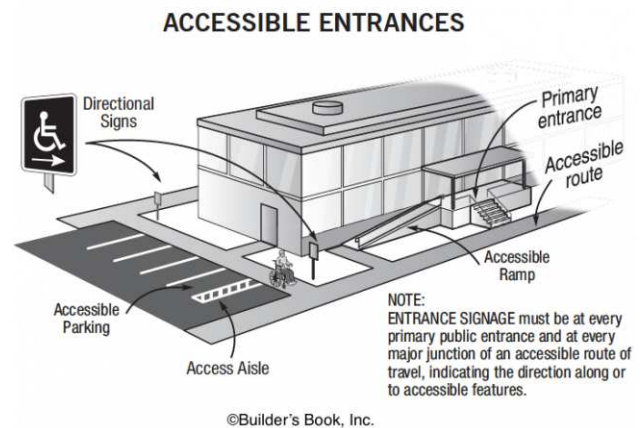

At least one accessible route shall connect accessible buildings, accessible facilities, accessible elements, and accessible spaces that are on the same site.

Citation:

2010 ADAS Section: 206.2.2

As Built:

There is no accessible route provided to the play area.



Play Area: Sand Pit

Lat/Long: [42.27228, -83.75371]

Finding: 10

There is no accessible route to the element.

At least one accessible route shall connect accessible buildings, accessible facilities, accessible elements, and accessible spaces that are on the same site.

2010 ADAS Section 206.2.2

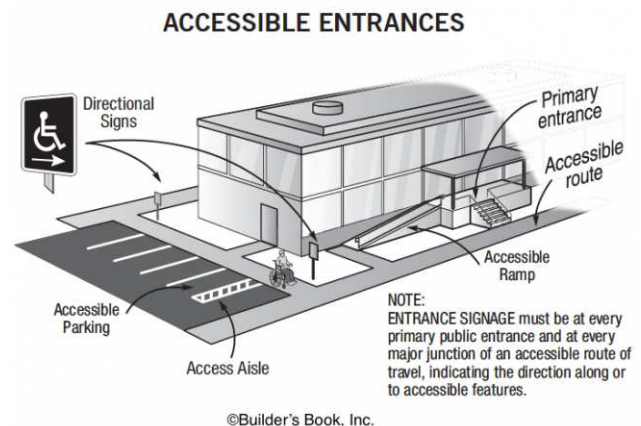
At least one accessible route shall connect accessible buildings, accessible facilities, accessible elements, and accessible spaces that are on the same site.

Citation:

2010 ADAS Section: 206.2.2

As Built:

There is no accessible route provided to the sand pit.



Sand Volleyball Court: Sand Volleyball Court

Lat/Long: [42.27241, -83.75427]

Finding: 11

There is no accessible route to the element.

At least one accessible route shall connect accessible buildings, accessible facilities, accessible elements, and accessible spaces that are on the same site.

2010 ADAS Section 206.2.2

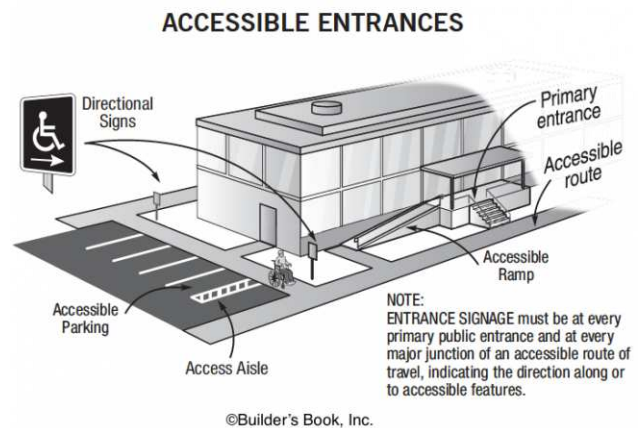
At least one accessible route shall connect accessible buildings, accessible facilities, accessible elements, and accessible spaces that are on the same site.

Citation:

2010 ADAS Section: 206.2.2

As Built:

There is no accessible route provided to the sand volleyball court.



Findings with no area description

Lat/Long: [42.27251, -83.75434]

Finding: 12 - picnic table route

There is no accessible route to the element.

At least one accessible route shall connect accessible buildings, accessible facilities, accessible elements, and accessible spaces that are on the same site.

2010 ADAS Section 206.2.2

At least one accessible route shall connect accessible buildings, accessible facilities, accessible elements, and accessible spaces that are on the same site.

Citation:

2010 ADAS Section: 206.2.2

As Built:

There is no accessible route provided to the picnic table; at least 5% of the picnic tables must be accessible and on an accessible route.

